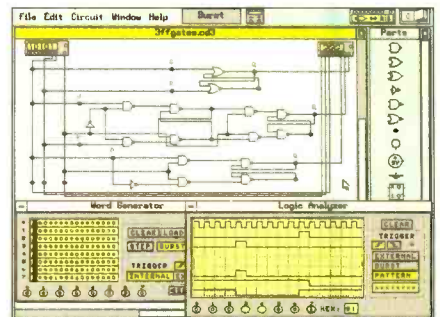


**“Electronics Workbench  
is the best simulator to  
design and verify circuits.”**

*Gordon MacDonald  
Production Engineer Technician*

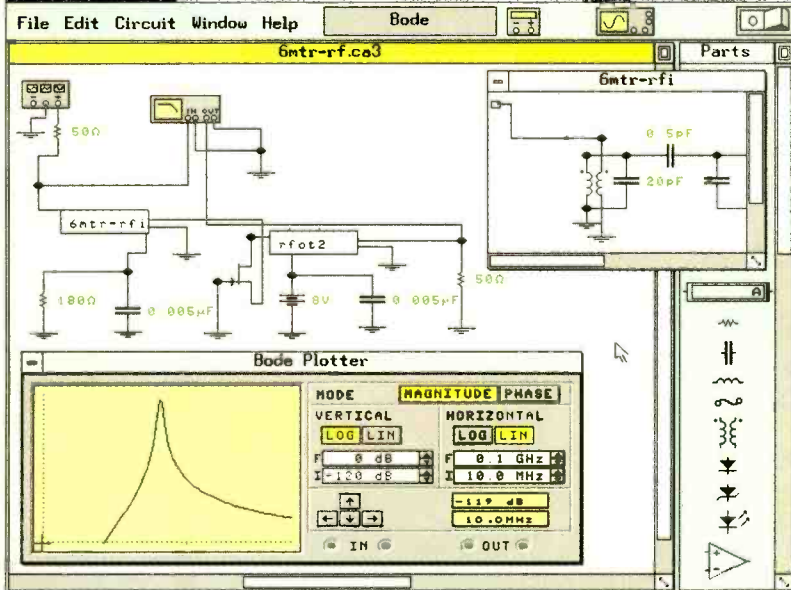
Electronics Workbench is a highly productive bench where you design and verify circuits in a fraction of the time. Connections are always perfect. Wires route themselves. And the simulated components and test instruments work just like the real thing.




**Digital Module: Analyzing a logic circuit.**

It's faster than building with actual components because you change connections and component values instantly. And since the simulated components are free, you don't need to replace burnt-out parts or keep an extensive inventory. The result: You save precious time and money. Guaranteed!\*

The standard for simplicity and power for over six years, Electronics Workbench is the most popular tool of its kind. It has gained worldwide acclaim as the ideal complement to any test bench. **Fact: Over 90% of our customers recommend it to their friends and colleagues.**



**Analog Module: Tuning an RF front end.**



**FREE\*\*  
Model Set  
Library**

**Just \$299\***

For DOS, Windows or Mac Version.



# Electronics Workbench®

*The electronics lab in a computer™*

**Call: 800 263-5552**

INTERACTIVE IMAGE TECHNOLOGIES LTD.

908 Niagara Falls Blvd. #068, North Tonawanda, NY 14120-2060

Telephone: (416) 361-0333 FAX: (416) 368-5799

\*30-day money-back guarantee.

Prices in U.S. dollars, shipping \$15. Offer valid in U.S. and Canada only. All trademarks are the property of their respective owners.

\*\*With the purchase of Electronics Workbench. Offer valid until October 15, 1994.

**CIRCLE 168 ON FREE INFORMATION CARD**



## CONSTRUCTION

### 33 Build a 50-MHz Frequency Counter

Add this digital, autoranging frequency counter to your arsenal of troubleshooting equipment—*Terry Weeder*

### 37 Build a "Gate-Dip" Meter

Check the resonant frequency of tuned circuits and antennas with this modern version of a test-gear classic—*Fabio Veronese*

### 51 Build a Battery Amp-Hour Meter

Know the true state of your rechargeable batteries with this handy test accessory—*Anthony J. Caristi*

### 62 Build an Autoranging Capacitance Meter

An easy-to-use addition to your work bench that performs as well as commercial units but costs just a fraction of the price—*Mark Emery Bolles*

## FEATURES

### 40 Building Stable RF Oscillators


Use these easy-to-apply design techniques to ensure the stability of your signal-generating circuits—*Joseph J. Carr*

### 46 An Introduction to Schematic Symbols


Once you understand what schematic symbols mean, analyzing a schematic is no harder than reading text—*Robert A. Young*

### 57 All About Crash Protection

Learn how automakers are making it possible to survive even the most severe crashes—*William D. Siuru, Jr.*



Page 33



Page 62



Page 57

POPULAR ELECTRONICS (ISSN 1042-170-X) Published monthly by Gernsback Publications, Inc. 500-B Bi-County Boulevard, Farmingdale, NY 11735. Second-Class postage paid at Farmingdale, NY and at additional mailing offices. One-year, twelve issues, subscription rate U.S. and possessions \$21.95, Canada \$28.84 (includes G.S.T. Canadian Goods and Services Tax Registration No. R125166280), all other countries \$29.45. Subscription orders payable in U.S. funds only, International Postal Money Order or check drawn on a U.S. bank. U.S. single copy price \$3.50. © 1994 by Gernsback Publications, Inc. All rights reserved. Hands-on Electronics and Gizmo trademarks are registered in U.S. and Canada by Gernsback Publications, Inc. Popular Electronics trademark is registered in U.S. and Canada by Electronics Technology Today, Inc. and is licensed to Gernsback Publications, Inc. Printed in U.S.A.

Postmaster: Please send address changes to Popular Electronics, Subscription Dept., P.O. Box 338, Mount Morris, IL 61054-9932

A stamped self-addressed envelope must accompany all submitted manuscripts and/or artwork or photographs if their return is desired should they be rejected. We disclaim any responsibility for the loss or damage of manuscripts and/or artwork or photographs while in our possession or otherwise.

As a service to readers, Popular Electronics publishes available plans or information relating to newsworthy products, techniques, and scientific and technological developments. Because of possible variances in the quality and condition of materials and workmanship used by readers, Popular Electronics disclaims any responsibility for the safe and proper functioning of reader-built projects based upon or from plans or information published in this magazine.



**P R O D U C T R E V I E W S**

**9 Gizmo**

A look at the goings-on at the last-ever Summer Consumer Electronics Show in Chicago, plus Sony World-Band portable radio, Team Monitor and Subwoofer Speakers, and much more

**24 Hands-On-Report**

Elenco Electronics AM/FM Radio Kit

**C O L U M N S**

**6 Multimedia Watch**

A trip to PC Expo, and more—*Marc Spiwak*

**30 Think Tank**

Some shop circuits—*John Yacono*

**68 Antique Radio**

Resurrecting a capacitor analyzer—*Marc Ellis*

**72 Computer Bits**

Va va va video—*Jeff Holtzman*

**74 Circuit Circus**

Waveform generating circuits—*Charles D. Rakes*

**80 Dx Listening**

Radio jamming in the 1990's—*Don Jensen*

**84 Ham Radio**

A source for mechanical parts—*Joseph J. Carr*

**86 Scanner Scene**

Exploring new horizons—*Marc Saxon*

**D E P A R T M E N T S**

**3 Editorial**

**4 Letters**

**82 Electronics Market Place**

**88 Electronics Library**

**90 New Products**

**95 Popular Electronics Market Center**

**130 Advertiser's Index**

**131 Free Information Card**

**Popular Electronics**

**Larry Steckler**, EHF, CET,  
editor-in-chief and publisher

**EDITORIAL DEPARTMENT**

**Carl Laron**, editor  
**Robert A. Young**, associate editor  
**Teri Scaduto**, assistant editor  
**Evelyn Rose**, editorial assistant  
**Marc Spiwak**, editorial associate  
**Joseph J. Carr, K4IPV**,  
contributing editor  
**Marc Ellis**, contributing editor  
**Jeffrey K. Holtzman**,  
contributing editor  
**Don Jensen**, contributing editor  
**Marc Saxon**, contributing editor  
**John Yacono**, contributing editor

**PRODUCTION DEPARTMENT**

**Ruby M. Yee**, production director  
**Karen S. Brown**,  
production manager  
**Kathy Campbell**,  
production assistant

**ART DEPARTMENT**

**Andre Duzant**, art director  
**Russell C. Truelson**, illustrator

**Jacqueline P. Cheeseboro**,  
circulation director

**Michele Torriolo**,  
POPULAR ELECTRONICS bookstore

**BUSINESS AND EDITORIAL OFFICES**

Gernsback Publications, Inc.  
500-B Bi-County Blvd.  
Farmingdale, NY 11735  
1-516-293-3000  
FAX: 1-516-293-3115  
President: **Larry Steckler**

**SUBSCRIPTION  
CUSTOMER SERVICE/  
ORDER ENTRY**

1-800-827-0383  
7:30 AM - 8:30 PM EST

**Advertising Sales Offices  
listed on page 130**

Composition by **Mates Graphics**

Cover by **Loewy Design**  
Illustration by **David Teich**



Since some of the equipment and circuitry described in POPULAR ELECTRONICS may relate to or be covered by U.S. patents, POPULAR ELECTRONICS disclaims any liability for the infringement of such patents by the making, using, or selling of such equipment or circuitry, and suggests that anyone interested in such projects consult a patent attorney.



# EDITORIAL

## TEST GEAR FOR YOUR WORKBENCH

This month, **Popular Electronics** turns its attention to a topic that is at the top of most hobbyists' lists—test gear. Without adequate, properly operating test equipment, it is often impossible to troubleshoot or even align our projects and circuits.

Of course, you can go out and buy virtually anything you need, especially if you are relatively well-off. On the other hand, we are hobbyists, which means that most of us like to build whatever we can, whenever we can. That's why you are sure to love this month's lineup, because it presents several pieces of test gear that should be welcome on every builder's bench.

For starters, there's our *Autoranging Digital Capacitance Meter*. It takes the guess work out of selecting capacitors. No more deciphering cryptic markings. No more wondering about the true value of a component. It does its work in seconds and displays the value in an easy-to-read format. The story begins on page 62.

Then there's our *Autoranging Digital Frequency Counter*. Easy-to-build, easy-to-use, it gives a fast, accurate readout of the input frequency. With a range of up to 50 MHz, it is suitable for most hobbyist applications. It can also be used as a frequency readout for your older, non-digital radio equipment. The story begins on page 33.

Speaking of radio; in days gone by, no ham or radio shack would be complete without a grid-dip meter. That vacuum-tube-based unit was indispensable for getting a readout on the resonant frequency of any tuned circuit, including the antenna. While grid-dip meters may be harder to come by these days, the function they perform is still important. This month, we present a modern, solid-state version of the grid-dip meter—*The "Gate-Dip" Meter*. The story begins on page 37.

Add to that our *Battery Amp-Hour Meter* on page 51 and you have a true builder's bonanza. Enjoy!



Carl Laron  
Editor

## SURVEILLANCE & SECURITY

### FM TRANSMITTERS MINIATURE (KITS)

- 3-VOLT FM XMTR, up to 300 ft. indoors, 1500 ft. outdoors
- PHONE XMTR, range to 500 ft., uses phone-line power
- Sound-Activated XMTR, range to 500 ft.
- 2-STAGE XMTR, 9-Volt, very powerful

All above require simple soldering at 2 to 4 places. Broadcast on std FM band. Assemble in less than 5 minutes. Any of the above **\$29.95\*\***

**TELE CALL FORWARDER.** Transfers incoming calls to any number you select. **\$99.00\***

**CALLER ID.** Registers incoming number and stores to 50 numbers. **\$99.00\***

**TEL REGISTER WITH PRINTER.** Records dialed number, duration, and prints record. 16-digit display with security lock control. Stores up to 40 calls. **\$149.00\***

**TEL REGISTER W/O PRINTER.** Records dialed number and time. 16-digit display. Holds up to 145 numbers in memory. **\$99.00\***

**12-HOUR LONG-PLAY RECORDER.** Modified Panasonic. Records 6 hrs. on each side of 120 tape (supplied). Compatible with VOX and Tel Rec Adapter. **\$119.00\***

**VOX VOICE-ACTIVATED SWITCH.** Makes recorder self-activating with voices or other sounds. Great for radios and scanners. Provisions for external mike and/or patch cord. **\$28.50\*\***

**TELEPHONE RECORDING ADAPTER.** Records incoming and outgoing calls. Use of handset controls recorder and records both sides of conversation. **\$28.50\***

**TELEPHONE SCRAMBLERS.** Over 4,000 separate codes; impossible to break code. Assures utmost privacy. **\$199.00\***

**VOICE CHANGER.** Changes man's voice to lady's and vice versa. 4 separate settings. Ideal for disguising voice. **\$29.95\*\***

### RF BUG DETECTORS, AND MUCH MORE

For Shipping and Handling add \*\$5.00 and \*\*\$2.00 per item. Colo. residents add sales tax. Mail Order. VISA, M/C, COD's o.k. Inquire for dealer prices. Free catalog.

**TOLL FREE 1-800-926-2488**

**A.M.C. SALES, INC.**

193 Vaquero Drive  
Boulder, CO 80303  
Tel: (303) 499-5405  
Fax: (303) 494-4924

Mon-Fri 8 a.m. - 5 p.m. Mtn. Time

CIRCLE 151 ON FREE INFORMATION CARD

## WHY 110 VOLTS?

In the article, "AC or DC" (*Popular Electronics*, September 1994), I think that I might have found the answer to a minor-league question about electricity that has been bugging me—and about which I have sought information from various sources, including the Westinghouse Company, without response.

As I have gone about my electronic tinkering, I began to wonder why the juice supplied to me in my various homes has been 110 volts. Why not 75, or 50, or 150? (Actually, it has varied between 112 and 120 volts, but one usually speaks of it as 110.)

The article stated that Edison had designed his light bulbs to work on 110 to 125 volts, which was the largest voltage that he considered could be used safely. (In view of his later generation of hoopla about the hazardous nature of AC, it is curious that he would consider safety in the usage of DC.) So I must assume that his domination of the bulb business resulted in the determination of

the voltages put to use by any outfit entering the electric-illumination or power business.

It is interesting how some small things can have lasting effects on larger matters. We drive our cars on the right-hand side of the street because of the placement of the teamster's seat on the Conestoga wagon.

I enjoyed the article, which presented a welcome review of the history of electricity. It included some people who do not often get noticed—but I kept waiting for Telsa to turn up. Not a word. Or was he the person referred to in the first column on page 46, disguised as "... a man who had worked with Gaulard and Gibbs."? F.G.H.  
*Redwood City, CA*

## LOOKING BACK

Thank you for bringing back *Popular Electronics*, the best electronics magazine of them

# LETTERS

all. I started reading *Popular Electronics* back in 1959, and continued until about 1984, when they began focusing on computers.

I was born in 1925, the same year as the Grand Old Opry in Nashville. I used to listen to it on my grandfather's old Zenith floor radio, with a wind charger on the roof. When the wind wasn't blowing, Grandpa would take the battery out of the old Willis-Overland. As I listened, I wondered how they made music in other parts of the world and I could hear it coming out of the speaker at home.

I first learned about electronics in *Popular Electronics*. I read the magazine, and started buying transistors and other parts and building projects. In 1960 I bought a CB and I began fixing antenna cables and microphones for myself and others.

Then a good friend urged me

to go to electronics school. I was forty when I graduated second in my class. I went to work for RCA for ten years and then into medical electronics until I retired in 1988. That's when I finally got a computer—now I have to learn to program this wild machine.

Thanks again for teaching uneducated kids like me how to get started in electronics. Keep it going—I learn more all the time!

By the way, I have built several of Charles D. Rakes' circuits from *Circuit Circus*, and every one of them worked great! A.G.

*Fortville, IN*

I need a schematic and manual for an Eico model 460 oscilloscope. I will gladly pay for any postage and copying costs. Thanks in advance.

ROBIN EVANS

622 Stevenson  
Jacksonville, AR 72076

I'm in desperate need of the schematic for a Motorola business-band transceiver. The outside front says "WPAR 223." The tag on the top is missing. A black stamp on the chassis says TUD2042AB. I will pay for the schematic.

DON GAGNON, KB7WGM  
HCR-579-B  
Payson, AR 85541  
602-474-6526 (reverse charges)

I have an Intellivision videogame system, model 2609, manufactured by Mattel Electronics ten years ago (serial # 1554778). If anybody knows where I could find a schematic, or has one they could send me, I would be very grateful. I'd also like to find out how to program the cartridges, or at least what the programming language is.

I'll refund any postage charges, and even pay for the schematic if necessary. Thank you in advance.  
ARISTARCO PALACIOS  
Hidalgo No. 116  
Coatepec, Veracruz 91500  
Mexico

## Heathkit® Heathkit® Heathkit® Heathkit® Heathkit® Master Course in Electronics Technology

The Best Quality & Best Value in Electronics Training

No one can match the quality and value of this Heathkit course. Using videos, computer-aided instruction, trainers, test instruments, and texts, it's everything you need at the right price.



### What You'll Learn:

This value-packed course offers you so much more than courses from "the other guys." With Heathkit, you get a program of study that is much more effective, more enjoyable, and more practical on your pocketbook and your schedule to succeed. You'll learn all about AC and DC,

Semiconductors, Circuits, and Digital Techniques (more advanced courses are available). You'll get all the training and test equipment all at once, right along with your course materials. You'll get graded examinations, have access to instructors, and earn CEUs. Call or write today.

This comprehensive course delivers superior instruction and makes learning easier and more fun. Compare this course with any and all others. Heathkit offers the most effective and practical solution.

• Heathkit • 455 Riverview Drive • Benton Harbor, MI 49023-1288

For a Full-Line Catalog of Electronics and Computer Courses, call 1-800-44-HEATH

When calling, please mention this code: 117-029

CIRCLE 155 ON FREE INFORMATION CARD



# Get 3 PROFESSIONAL BOOKS for only \$9.95

when you join the **ELECTRONICS ENGINEERS' BOOK CLUB®**


Values to \$150.00



020984H-XXX \$110.50  
Counts as 3



003961H \$40.00




3837H \$27.95




0494347H \$50.00




070984H-XX \$70.00  
Counts as 2



027410XH-XX \$69.44  
Counts as 2




0686637H-XX \$89.50  
Counts as 2



4358P \$24.95  
Softcover



031716H \$50.00




1252076P \$29.95  
Softcover



9255H-XXX \$105.50  
Counts as 3




0696217H-XX \$50.00  
Counts as 2



044847H-XX \$40.00  
Counts as 2




3279P \$26.95  
Softcover




3710P \$21.95  
Softcover



0164223H-XX \$60.00  
Counts as 2



0407258P \$30.59  
Softcover



0404348H \$49.50



028977H \$49.00




0415250H-XX \$61.53  
Counts as 2




037505H \$39.50




4228H \$32.95




035958XH-XXX \$95.00  
Counts as 3



11487375H \$24.95



0376026H \$39.50



061333H \$50.00

## As a member of the Electronics Engineers' Book Club . . .

. . . you'll enjoy receiving Club bulletins every 3-4 weeks containing exciting offers on the latest books in the field at savings of up to 50% off of regular publishers' prices. If you want the Main Selection do nothing and it will be shipped automatically. If you want another book, or no book at all, simply return the reply form to us by the date specified. You'll have at least 10 days to decide. And you'll be eligible for **FREE BOOKS** through the Bonus Book Program. Your only obligation is to purchase 3 more books during the next 2 years, after which you may cancel your membership at any time.

All books are hardcover unless otherwise noted. Publishers' prices shown. ©1994 EEBC  
A shipping/handling charge & sales tax will be added to all orders.

If you select a book that counts as 2 choices, write the book number in one box and XX in the next. If you select a Counts as 3 choice, write the book number in one box and XXX in the next 2 boxes.

If coupon is missing, write to:

Electronics Engineers' Book Club, Blue Ridge Summit, PA 17294-0860

## ELECTRONICS ENGINEERS' BOOK CLUB

Blue Ridge Summit, PA 17294-0860

**YES!** Please send me the book(s) listed below for just \$9.95, plus shipping/handling & tax. Enroll me as a member of the **Electronics Engineers' Book Club** according to the terms outlined in this ad. If not satisfied, I may return the book(s) within ten days and have my membership cancelled.

--	--	--

If you select a book that counts as 2 choices, write the book number in one box and XX in the next.  
If you select a Counts as 3 choice, write the book number in one box and XXX in the next 2 boxes.

Name \_\_\_\_\_

Address \_\_\_\_\_

City/State \_\_\_\_\_

Zip \_\_\_\_\_ Phone \_\_\_\_\_

Valid for new members only, subject to acceptance by EEBC. Canada *must* remit in U.S. funds drawn on U.S. banks. Applicants outside the U.S. and Canada will receive special ordering instructions. A shipping/handling charge & sales tax will be added to all orders.

PPHF1194

# MULTIMEDIA WATCH

By Marc Spiwak

## PC Expo, and More!

I went to the PC Expo in New York this past week. As usual, it was a mob scene. Overall, I would say that some of the most interesting stuff I saw at the show was real-time video hardware and software. It seems that everyone wants to be able to display real-time video on their PC. Based on what I saw, I predict that within a year or two, we'll be able to play full-length movies from a single CD-ROM, and watch high-resolution real-time video on our monitors. Of course, the audio will be CD-quality, and we'll be able to edit and process the video to our heart's content.



These Yamaha YST-M10 speakers deliver surprisingly good sound considering their size and weight.

In addition, I think that MPEG, JPEG, AVI, QTW, and many other video formats and compression schemes, for both play and record, will be built into the average video card. After all, in

the same way that we don't need a separate video card or monitor to handle CGA, EGA, VGA, SVGA, or whatever, we shouldn't have to use up an expansion slot to see real-time video. Anyway, at the rate that real-time video and PC's in general are evolving, I'm sure this stuff will be standard in a \$2000 PC real soon.

I'll be reviewing some of the things that I saw at PC Expo in future columns. For this month, though, I have some interesting hardware and software. To begin with, I've installed a 3X CD-ROM upgrade in my PC and I really like it. It doesn't make CD-ROM's as fast as lighting, but with 2X drives being as slow as they are, I'd certainly prefer 3X any day.

### MEDIA VISION PRO DELUXE

Before I talk about the hardware included with Media Vision's *Pro Deluxe Multimedia Kit*, I'd like to say that the thing I like best right off the bat about this package is that it's complete. The first upgrade package from Media Vision that I looked at didn't come with a microphone or speakers, and only included four or five discs—and none of them very exciting.

The Pro Deluxe comes with a microphone and a small pair of speakers, and plenty of neat discs to play with. An upgrade package as complete as this makes a great gift, because the

new owner can jump right into multimedia as soon as the package is installed, without needing to buy discs for a while.

Software for the entire family is included in the Pro Deluxe package. To begin with, there's *Iron Helix*, a great game I looked at a couple of months back. This game sets the mood in a deserted spaceship that reminds me of the visuals from the movie "Alien." It's up to you to find DNA keys that reveal how to destroy a mechanical killer. (Spectrum Holobyte, 800-695-GAME).

*Return To Zork* is another great interactive fantasy game included with the Pro Deluxe. This game has real-time video and real-life digitized actors. I also just happened to receive the MPEG version of this game that runs on the *ReelMagic* card from Sigma Designs. MPEG allows full-screen video playback at 30 frames per second. MPEG Zork is the same game, but with much better video. The only problem is that you must have the ReelMagic card to play the MPEG version. Otherwise you have to buy the regular version. (Activision, 800-447-3650).

*Mad Dog McCree* is an arcade-type shoot-em-up game with good live-action video. You play the "Stranger" who just entered town and must save the town from Mad Dog and his men. (American Laser Games, 505-265-7215). *Mega Rock, Rap, & Roll* lets anyone compose music in



minutes. (Paramount Interactive, 415-813-8040). A copy of the very useful *Compton's Interactive Encyclopedia* is also included with the Pro Deluxe upgrade. (Compton's New Media, 800-929-2500). The *Home Survival Toolkit* (Books That Work) makes estimating time and materials easy, and the *Mayo Family Clinic Health Book* (Sony Electronic Publishing) is a complete home medical reference on CD-ROM.

Media Vision also bundles some of their own CD-ROMs with the package. *Critical Path*, *Quantum Gate*, and *Forever Growing Garden* are all included. A bunch of other children's discs are also thrown in. Overall, it's a nice assortment of software.

### PRO DELUXE HARDWARE

The hardware included with the Pro Deluxe is just as impressive as the list of software. To begin with, the drive is a 3X, or triple-speed drive, which is 50% faster than a 2X. The drive is definitely snappier than my older 2X drive, but only for certain things. For example, the 3X drive has an access time of only 195 milliseconds, so it does look up and transfer data to my PC faster than my old drive. However, for things like real-time video played from a CD, the video is recorded so that owners of 2X drives will get the best possible performance, and so the added speed of a 3X drive for now does nothing to improve real-time video.

Another unusual piece of hardware included with the Pro Deluxe upgrade is Media Vision's new 3D sound card. This new card is similar to the older Pro Audio Spectrum, but it now includes built-in SRS circuitry, SRS, or the Sound Retrieval



*Discoveries of the Deep from Capstone lets you explore the mysteries of the sea from the comfort of your PC.*

System, was originally developed by the audio division of Hughes Aircraft Company.

The first time I saw SRS being demonstrated was at a Sony show a few years ago where SRS had been incorporated into a high-end Sony TV. The demonstration was amazing. With SRS turned on, a movie soundtrack sounded full and surround-sound-like from anywhere I stood in the gymnasium-sized room; as soon as the SRS was turned off, the sound was "sucked" back into the TV cabinet—a very impressive demonstration indeed.

SRS Labs now holds the keys to SRS, and I'll be playing with SRS Labs' stand-alone SRS decoder during the next few months. I'll let you know what I think. Anyway, the SRS built into the 3D sound card does the same thing for PC audio as it did to the movie soundtrack at the Sony demonstration. The effect is neat, so why not have it in your PC! The 3D sound card is not compatible with the Pro Audio Spectrum, but it is Sound Blaster-compatible, and I haven't had any incompatibility problems with it yet.

The Pro Deluxe Multimedia Kit has a list price of \$799, and you can get it at

street prices that are much lower than that. If you're in the market for a new upgrade, then you should seriously consider this one for its combination of performance and extensive software.

### OTHER NEW HARDWARE

I've been testing another pair of multimedia speakers, this time from Yamaha. The YST-M10 speakers deliver surprisingly good sound for their relatively small size and light weight. As any multimedia speakers should be, the YST-M10's are magnetically shielded so that they can be placed right next to a monitor.

The speakers must be used in left and right positions, accordingly. The right speaker contains a 10-watt amplifier that serves both speakers. The two speakers


are connected by a cable. A DC adapter plugs into the right speaker, which has a power-indicator LED on its front panel above the power switch. Also housed on the front panel of the right speaker is a presence control, which adjusts the apparent separation of the sound, and a volume control.

The speakers have fabric grilles and come in gray or black. They look great and accent any multimedia system quite well. And like anything else, their list price of \$99 can be reduced quite a bit by shopping around. I recommend the Yamaha YST-M10's to anyone looking for good mid-range multimedia speakers.

### NEW STUFF

This month I've got some software that might be of particular interest to read-

## 3M breadboards for less dough.



Lower prices, plus jumper wires and a diskette. No wonder interest is rising.

Remember, 3M Breadboards carry a lifetime warranty. For more information, call 1 (800) 328-0016, ext. 103.

© 3M 1994

**3M** Reliability

CIRCLE 164 ON FREE INFORMATION CARD

ers of this magazine. To start, there's *Get Wired* and *The Home Survival Toolkit*, both from Books That Work. Both of those Windows products are available on floppy disk only, but they are useful nonetheless. The Home Survival Toolkit is a

#### WHERE TO GET IT

Asymetrix  
110-110th Avenue, Suite 700  
Bellevue, WA 98004  
800-448-6543

Books That Work  
285 Hamilton, Suite 260  
Palo Alto, CA 94301  
415-326-4280

Capstone/IntraCorp, Inc.  
Airport Corporate Center  
7200 Corporate Center Drive,  
Suite 500  
Miami, FL 33126  
800-591-5900

Cinerom, Inc.  
2809 Main Street  
Irvine, CA 92714  
714-660-7111

Graphix Zone, Inc.  
38 Corporate Park, Suite 100  
Irvine, CA 92714

Hearst Business Publishing  
645 Stewart Avenue  
Garden City, NY 11530  
516-227-1300

Inset Systems  
71 Commerce Drive  
Brookfield, CT 06804-3405  
203-740-2400

LucasArts Entertainment  
Company  
P.O. Box 10307  
San Rafael, CA 94912  
415-721-3300

Media Vision  
47300 Bayside Parkway  
Fremont, CA 94538  
510-770-8600

Quanta Press, Incorporated  
1313 Fifth Street SE, Suite 223A  
Minneapolis, MN 55414  
612-379-3956

Sigma Designs, Inc.  
47900 Bayside Parkway  
Fremont, CA 94538  
510-770-0100

Sony Imagesoft  
2100 Colorado Avenue  
Santa Monica, CA 90404  
310-449-2999

Yamaha Electronics Corporation  
6660 Orangethorpe Avenue  
Buena Park, CA 90620

\$30 multimedia guide to home repair and remodeling. No home repair is left undone in this package. Get Wired is simply a subset of The Home Survival Toolkit that sells for under \$20. Get Wired covers everything concerning home wiring, and presents it via multimedia.

Another product I thought readers of this magazine would find useful is the *1994 IC Master on CD-ROM*, published by Hearst Business Publishing. The IC Master for 1994 runs under DOS or Windows, and is a pleasure to use. Anyone who has used the book version of this product knows how cumbersome it can be, but only because of the vast information contained in it. The CD-ROM houses all the information on a single disc, and lets your computer do the searching for you. The disc can be had for the introductory price of \$395.

I've been testing out a neat little stripped-down, inexpensive, and fast file-viewing utility from Inset Systems called *OOgler 1.0 for Windows*. (They're the same folks that publish *Hijaak Pro*.) *OOgler* lets you view nearly any conceivable file format, requires very little hard-disk space, and has a list price of only \$37.50. You can't do any file conversion or printing with it, but nothing beats it for viewing.

On a more political note, *The Haldeman Diaries: Inside The Nixon White House*, is now available on CD-ROM from Sony Imagesoft. The disc contains the complete 22-page text from Haldeman's personal diaries plus 45 minutes of never-before-seen home movies shot by H.R. Haldeman, the Chief of Staff for former President Richard Nixon during the Watergate years. There's also 700 photographs and



*Dinosaur mania comes to your PC courtesy of Jurassic Park The Screen Saver from Asymetrix.*

2000 pages of additional text. The Haldeman Diaries has a suggested retail price of \$69.95.

If you're interested in the invasion of Normandy, France, and are into multimedia, then you might be interested in *Normandy—The Invasions of France June 6, 1944* on CD-ROM from Quanta Press. All major events are covered in text, photos, audio, and video. The disc has a suggested retail price of \$69.95.

The music industry is embracing multimedia faster than many others, and many artists have interactive multimedia discs already available. One such disc is from the artist who used to be known as Prince but now goes by an unpronounceable and, for us, unprintable, symbol. (*Symbol*) *Interactive* from Graphix Zone lets you navigate through a bizarre building solving mysteries, puzzles, and riddles as you go. You can also listen to music and watch videos, and I believe that if you unlock the "mystery" of the disc, you get to see a never-before-seen (*Symbol*) video.

Capstone sent me a bunch of their new CD-ROM's. The *CD Game Collection* includes five games on one disc: two *Trump Casino* simulators; *Bill and Ted's Excellent Adventure*; *Search for the Titanic*, where you get to see actual footage of the ship; and *Exotic Car*, which lets you check out 15 high-performance auto-

mobiles. *Terminator 2 Chess Wars* turns an ordinary game of chess into a futuristic battle zone of cyborgs, endoskeletons, and special effects. Finally, *Discoveries of the Deep* lets you explore the mysteries of the sea from your PC; the deep-sea missions can be quite involved.

If you can't get enough dinosaurs or Jurassic Park in your life, then you need *Jurassic Park The Screen Saver* for your PC from Asymetrix. This piece of software captures all of the excitement from the movie on your PC screen, and might even keep it from getting damaged.

*Sam & Max Hit the Road* from LucasArts is interactive cartoon fun for the entire family, although it might be too violent for some children. The detective comedy adventure also lets you play mini games such as *Car Bomb*, *Sam and Max Dress Up*, *Highway Surfing*, and others. *Sam & Max* has a suggested list price of \$69.95.

Last but not least, *The Gospels, A Multimedia Guide to the Bible* from Cinerom, Inc., speaks for itself. Nearly one hour of video, one hour of audio, over 85 illustrations, and the complete text of both the Old and New Testament fill the disc. The disc sells for \$49.95. ■



*"Of course, you realize that the software is interactive?"*



# GIZMO®

A CHRONICLE OF CONSUMER ELECTRONICS



## *The Summer Consumer Electronics Show 1994*

*The end of a tradition, and the start of something new*

The last Summer Consumer Electronics Show to be held in Chicago's lake-front McCormick Convention Center, was called, unofficially, the "Wake on the Lake." SCES 1994 was the end of a tradition that had lasted more than a quarter century. The mood wasn't funereal, but the show certainly was smaller and less upbeat than its predecessors.

Ironically, the last show in Chicago also marked the 50th CES. The Consumer Electronics Show began 27 years ago—in New York City, instead of Chicago, as had originally been intended. Unfortunately, a

major fire at McCormick Place a few months before the scheduled show rendered the convention hall unusable. The show was moved to Chicago in 1971, and two years later a winter show was added. In 1978, the Winter CES was moved to Las Vegas, where the climate in January is more hospitable.

### LOOKING BACK

The first Consumer Electronics Show covered 100,000 square feet in two major New York hotels, and lured some 15,000 attendees, many of whom already were in town for the North American Retail Dealers Association's (NARDA) trade show. Large exhibitors included the companies at the heart of the American television industry, including Westinghouse (the largest exhibitor), GE, RCA, Admiral, Motorola, Sylvania, Philco, and Magnavox. Also on hand were a handful of Japanese newcomers, such as Sharp, Sony, and Panasonic. The year was 1967, and the hot new products were color TV's and audio tape recorders.

Over the next quarter century, the Consumer Electronics Show was the chosen venue for dozens of new-product introduc-

tions. Just a bare sampling might include solid-state televisions in 1967, videocassette recorders and electronic calculators in 1972, CB radio in 1975, the Sony Walkman in 1979, camcorders in 1980, home computers in 1981, stereo television in 1984, multimedia CD-ROM systems in 1991, MiniDisc and Digital Compact Cassette in 1992, and widescreen TV in 1993. The summer shows, in particular, became known as the place for new technology introductions.

### WHAT WENT WRONG?

After so many years of successful shows, why pull the plug on the Summer CES? Several factors contributed to the decline of the summer show, but the primary cause is the lack of support from the big players—the major manufacturers of traditional audio and video products on both sides of the Pacific.

In recent years, the consumer-electronics marketing schedule has shifted: Summer is no longer the prime selling season, and buyers had made their plans for the Christmas selling rush long before the Summer CES rolled around. Most manufacturers find it more efficient and





**Thomson Consumer Electronics, one of the few traditional video manufacturers with an exhibit at SCES 94, was demonstrating a distinctly nontraditional system: DSS, or Digital Satellite System.**

profitable to hold private “shows” for their buyers in the early spring, so setting up a huge exhibit a month or so later at SCES had become redundant—and expensive as well.

The general consensus is that the Winter Consumer Electronics Show, held each January in Las Vegas, along with those spring sales meetings, provides sufficient opportunity for manufacturers to do business with retailers.

Over the past several years, each successive summer show has seen more and more major manufacturers pulling out. At SCES '94, the major video manufacturers stayed away in droves, and the only audio products worth mentioning were the high-end items displayed in suites at the Chicago Hilton.

Despite its relatively small scale—only about 35,000 attendees over three days, compared to the 50,000 who came to last year’s four-day show—SCES 94 was not a washout by any means. What was lacking in audio/video products was made up for in non-traditional, but fast-growing, consumer-electronic product categories. Those included “interactive multimedia,” a catch-all phrase covering everything from video games to on-screen TV program guides; SOHO (small office/home office) products; PCC (personal communications and computers) gear; and accessories. There were a few traditional video manufacturers at the show—including Thomson and Philips—but they were there primarily to showcase some non-traditional items of their own. Let’s take a look.

Gizmo is published by Gernsback Publications, Inc., 500-B Bi-County Blvd., Farmingdale, NY 11735. Senior Writers: Chris F. O’Brian and Teri Scaduto. Copyright 1994 by Gernsback Publications, Inc. Gizmo is a registered trademark. All rights reserved.

### ON THE FLOOR AT SCES 94

Chicago’s McCormick Place convention center is divided into two distinct sections: the East Hall and the North Hall, connected by a labyrinth of hallways and staircases. In past years, virtually the entire main level of the East Hall was devoted to the large exhibits set up by the big players in mainstream audio and video. Demo rooms on the lower level of both halls were used by smaller companies—or those seeking to restrict visitors to invited guests—to showcase new products. The North Hall, in recent years, was home to small-office products, computers and software, multimedia, and games.

This year, however, a small number of A/V exhibits shared the East Hall with the PCC “show,” SOHO products, furniture displays, and the Innovations exhibit (which previously was in the North Hall’s lower level). There was still plenty of room to spare. The North Hall was the exclusive province of video games, including multimedia software and hardware.

### LET THE GAMES BEGIN

With so much of the show—perhaps half or even more—devoted to gaming, it’s not surprising that the keynote address was given by Howard Lincoln of Nintendo. Lauding the video game as the “first true form of interactive multimedia,” Lincoln predicted that gaming is no passing fad, and that it will remain a lucrative business for years to come. He went on to address the challenges faced by those in the video-game business, citing the call for censorship of games, the consolidation of small firms into large conglomerates, the introduction of new technologies, and the heightened competition between purveyors of old and new types of game systems.

Comparing the situation to that faced in the 1920’s by the budding motion-picture

industry, Lincoln said that a “golden age of video games” is in the near future—if the video-game industry learns from the early Hollywood experience. Speaking for Nintendo, he cited the need for a “video game rating system . . . that’s independent and honest and . . . that applies to all forms of digital entertainment software, whether played on Nintendo or Sega . . . or on IBM PC’s or Apple computers.”

Lincoln stressed that new technology won’t change things overnight. Instead, after the introduction of a new technology, consumer acceptance follows a “predictable learning curve.” Taking the position that “the first technology to market does not necessarily win,” Lincoln, noting that movie-goers are drawn to theaters by content—not screen size or sound systems—said that “only hit games will get you customers.”

He went on to introduce what Nintendo hopes will be the next huge video-game hit—*Donkey Kong Country*. Expected to be released in November, the game will be played on 16-bit Super NES. (The jungle theme of Nintendo’s huge booth at the show, which dominated the North Hall, was inspired by *Donkey Kong Country*.)

Nintendo isn’t sticking its head in the sand and hiding from new technology, however. The company claims to be on schedule with the fall 1995 release of its 64-bit system called “Nintendo Ultra 64.” The first title for the new system will be *Turok: Dinosaur Hunter*, from Acclaim Entertainment.

Meanwhile, Nintendo’s chief competitor, Sega, was noticeably absent from the SCES floor. Instead, the company held private meetings at a lower-level demo suite, at which the focus was on the 32X 32-bit adaptor for the Genesis, and a wealth of new software for Sega’s Genesis, Game Gear, CD/CDX, and 32X products. Sega also introduced a line of children’s toys, including early discovery learning games for young children and electronic entertainment for older kids. One of the first introductions will be *Pico*, “The Computer that Thinks It’s A Toy,” a combination of an interactive storybook and paint/animation program designed to look



**Nintendo hopes to have the next smash video-game hit with the release of *Donkey Kong Country* for Super NES.**



# Your own TV station for less than \$100?

Recoton's engineering breakthrough transmits cable, TV, VCR and satellite programs throughout your home...without wires!

By Charles Anton

Today television choices are virtually unlimited. With cable, satellite TV, videos and network programming to choose from, it's a full-time job just trying to keep up with everything. And it promises to get worse from here. Newly developed fiber optic technology will bring more than 500 TV channels to your home.

**Home broadcasting breakthrough.** The only problem with all this technology is the expense. Now, a newly developed wireless video broadcasting system gives you the power to utilize this technology, without the hassle and expense of wiring your entire home.

Recoton's research and development team brings you the next generation in wireless broadcasting. The wireless video broadcaster enables you to transmit (re-broadcast) cable, TV, VCR or satellite programs to any other TV in your home, without wires!

**Wave of the future.** Never again will you have to drag your VCR from room to room, or have to buy more than one. With the wireless video system you can broadcast videos to any other TV in your home.

You won't have to worry about running cable wire all over the place either. Besides, who could afford to install cable in every room anyway? With the wireless video system, you won't have to. You can even watch one program on your main TV and watch a different program or video on the other. It's like having a personal broadcasting system in your own home—and it's legal in every state.

**Hi-tech home broadcast.** Recently, the Federal Communications Commission allocated a band of radio frequencies specifically for wireless, in-home product applications.

Recoton's research and development group took advantage of the 1989 FCC ruling by creating and introducing wireless home transmission equipment that could transmit pictures and sound in the prescribed frequency over distances of 150 feet or more.

**One transmitter, unlimited receivers.** One transmitter operates an unlimited number of receivers. That means one transmitter in the den can send signals to the TVs in the bedrooms, kitchen and wherever else. Put your favorite programs in the places you want them most.

**Even more choices.**

Since the system utilizes the latest 900 MHz frequency signals, no time-consuming or complicated wiring is required. The receiver can be moved from one TV to another as your needs change. Or the transmitter can broadcast to multiple receivers, so that you can watch the same program on many TVs simultaneously. The transmitter simply connects to the source TV; the receivers connect to the others.

**Easy-to-use.** With state-of-the-art resonator quality, both the transmitter and the receiver provide users with a small, easy-to-install product that does not require the adjustments that competitor's models do.

This latest version incorporating space-age styling with the latest miniaturized design circuitry, enables the transmitter and receiver to be substantially smaller than previous models.

**Exclusive direct offer.** With this breakthrough in home video broadcasting technology, you can have the convenience of your

**Wireless Video Breakthrough... watch what you want, where you want**

- **Cable.** Broadcast cable channels to the other TVs in your home that aren't wired for cable... even premium channels.
- **Videos.** Transmit VCR signals to rooms that have no VCRs. Watch videos in any room of the house, even if someone's watching TV in the room with the VCR.
- **Satellite programs.** Watch satellite programs throughout your home without stringing cable everywhere.
- **Network programming.** If you have a house full of TVs but only one is hooked up to an antennae, you can broadcast the clear signal from that TV to all the others.
- **Live video.** Watch your home videos as you film them. Or turn your camcorder into a security camera.



**TV Tower**

Size: 1059 feet  
Weight: 260 tons  
Cost: \$3.5 million

**Home Video Broadcasting System**

Size: 4.5 inches  
Weight: 3 pounds each  
Cost: \$99

**TV broadcasting comes to the home.**

own personal wireless broadcasting system for a fraction of the cost of owning your own TV station. For a limited time, we are offering the Recoton wireless video broadcasting system direct-to-the-public for only \$99. Remember, one transmitter will operate an unlimited number of receivers, you can order additional receivers for other TVs for only \$59. So order now and put a personal broadcasting system in your home.

**Risk-free offer.** We are so confident that you will love the wireless video broadcaster that we back it up with our "No Questions Asked" 30 day money-back guarantee. If you are not completely satisfied for any reason, just return it within 30 days for a full refund. It also comes with a one year manufacturer's limited warranty.



Video Broadcasting Cost: \$99



Cable and VCRs for every room Cost: \$799

**Video Broadcasting System.....\$99 \$9 S&H**  
Includes one transmitter and one receiver.

**Additional Receiver.....\$59 \$7 S&H**

To receive this special pricing, you must mention promotional code 172-PL1101.

For fastest service call toll-free 24 hours a day

**800-992-2966**



To order by mail send check or money order for the total amount including S&H (VA residents add 4.5% sales tax). Or charge it to your credit card by enclosing your account number and exp. date.

**COMTRAD INDUSTRIES**

2820 Waterford Lake Drive Suite 106  
Midlothian, Virginia 23113

November 1994, Popular Electronics



**Sega's new line of toys includes Pico, "the computer that thinks its a toy." Pico combines a book reader and a paint program for young children.**



**The CyberMaxx headset from Victor-Maxx Technologies was one of the many virtual-reality accessories showcased at SCES.**

like a colorful laptop computer. Other introductions will be *PODS*, a sound-and-light game that tests the player's memory, and *Beamers*, which are colorful electronic organizers that allow users to send messages across the room to a friend who also has a Beamer.

Virtual-reality systems for the home were also seen around the floor at CES. That product category, still in its infancy, is one of the "emerging technologies" that will be a primary focus of future summer shows. The lines of people awaiting an opportunity to don a virtual-reality headset were long, even on the last day of the show when many booths had a difficult time attracting a crowd.

A formidable presence on the North-Hall floor was Philips Interactive Media, which introduced new CD-i (Compact Disc-Interactive) titles in each of its four publishing categories: Games, Family Entertainment, Home Entertainment, and Video CD. New CD-i game titles include *Burn:Cycle*, a cyberpunk action/adventure game (with Macintosh and PC CD-ROM versions to follow); *Lit'l Devil* a humorous adventure game (also available on PC CD-ROM and PC floppy); *Mutant Rampage* (a.k.a. *Body Slam*), an action-packed, arcade-style fighting game; and

*International Tennis Open (2 Player)*, which allows two players to compete in tournament simulations (also on PC CD-ROM).

New CD-i titles from the Family Entertainment division include *Surf City*, *Crayon Factory*, *Max Magic's Electronic Magic Kit*, *The Joker's Wild Jr.*, and *Muzzy in Gondoland*. The Family Entertainment label has also begun releasing several CD-ROM titles.

Under its Home Entertainment label, Philips Media introduced *Time-Life Astrology*, an interactive excursion into the world of astrology; *Joy of Sex*, an interactive version of the best-selling book; and *Titanic*, in which *Star Trek TNG's* Patrick Stewart narrates a multimedia exploration of the famous shipwreck.

The Video CD group announced the availability of a set of "value-added features" that can be incorporated into any movie releases on the platform. The viewer can use an on-screen control bar to tap into information about the movie: its cast, the history of the period, and more. Also, the control bar can also provide access to a display of any available movie-related merchandise.

For example, we saw a demonstration of a Video CD of the film *Posse*. With a couple of cursor clicks we were able to call up information about African-Americans in the Old West, actor and film-maker biographies, wild-west photographs, and an on-screen "General Store." Those features can be accessed at any time during viewing. *Star Trek VI: The Undiscovered Country* will offer similar features, including access to "Trekkie" trivia and a behind-the-scenes "featurette."

Thanks to Philips' agreements with major motion-picture studios such as Paramount and MGM/UA, some big-draw attractions will be coming soon on Video CD. *Wayne's World*, *Addams Family Values*, *A Fish Called Wanda*, *Trading Places*, and *Moonstruck* are all due in the stores this summer. Fall releases will include *Dances with Wolves*, *Rainman*, *Thelma & Louise*, *Silence of the Lambs*, *Apocalypse Now*, and *Raging Bull*.



**The Magnavox CDI450 Compact Disc-Interactive (CD-i) player easily accommodates an add-on full-motion video cartridge for watching Video CD's.**

Throughout the second half of the year, several collectors' series will also be released, including James Bond, Star Trek, and Naked Gun.

The software introductions from Philips Interactive Media coincided with several hardware announcements from Philips, whose booth was back in the East Hall. Let's cross back over and see what was displayed on what used to be the "main floor" of SCES.

## GO EAST, YOUNG MAN

Philips Consumer Electronics introduced two new CD-i players, and previewed several "future" models that combined CD-i with audio, video, and computer products. Marketed under the Magnavox label, the *CDI450* and *CDI550* players offer all the functions of the original CD-i player, but, at 11.75 x 7.5 x 2.6 inches, are about a quarter of the size. The *CDI450* will go on the market this summer for just \$299 including copies of *International Tennis Open (2-Player)* and *Compton's Interactive Encyclopedia*. The unit is



**Gex, a smart-mouthed lizard, battles bad movies and TV shows in the 3D0 game named after him.**




**Tetragon's Gridders is one of the new crop of games for 3D0.**

designed to easily accept the second-generation Digital Video Cartridge (\$249.95), which will allow it to play advanced video games and Video CD's. The *CDI550*, available this fall, will come with the Digital Video Cartridge installed, as well as the encyclopedia and the CD-i version of *Space Age*. Each model accepts the *CD-i Touchpad* video-game controller (\$24.95) and splitter (\$12.95) for two-player capability.

Prototypes on display included a combination TV/CD-i, which will be introduced this year in Europe; no plans for U.S. marketing have been announced to





Consumer acceptance of small-dish digital satellite services is likely to drive sales of high-end home-theater gear, such as the RCA 52-inch rear-projection TV, VCR, tower speakers, and storage cabinet, shown here with the DSS satellite-receiving system.

date. We also saw a CD-i plug-in PC card that would give a multimedia PC full CD-i capability and a stereo mini system that incorporated a CD-i changer. Again, marketing plans are not yet announced.

Philips also was showing its latest Digital Compact Cassette (DCC) products, including its first portable recorder/player, the *DCC170*. A new DCC home deck, the second-generation *DCC951* recorder, adds four new features: Turbo Drive, which provides direct-access track search at three times the previous speed; User Text Recording, which allows owners to input up to 40 alphanumeric characters for each track recorded from a digital source; microphone inputs; and 18-bit digital-to-analog conversion. Both are scheduled for fall delivery, at as-yet-unannounced prices. Finally, Philips Car Systems introduced the second-generation DCC aftermarket car stereo. The *DCC 821*, which features a built-in CD-changer control to operate a Philips six-disc changer, has a suggested retail price of \$999.99.

Not far from the Philips booth, its competitor, 3DO, was attracting the usual crowds, lured by new and upcoming software introductions. Our personal favorite was Crystal Dynamics' *Gex*, a wise-cracking, three-dimensional video lizard who must battle his way out of the Media Dimension (a retirement haven for B-movies and bad TV shows), armed with his suction-cup paws, regenerative limbs, thrashing tail, and smart mouth. *Gex* will be available in November.

More than 25 new 3DO titles were shown at the 3DO booth. They included *Shock Wave*, *Road Rush* and *FIFA International Soccer* from Electronic Arts; *Demolition Man* from Virgin Interactive Entertainment; *Way of the Warrior* from



Large crowds turned out for the introduction of DSS at participating dealers in Jackson, Mississippi, including Cowboy Maloney's.

Universal Interactive Studios; *Gridders* from Tetragon; and *Mathemagics: An Interactive Learning Cube* from L3 Interactive. Of course, one of the most popular games being showcased was Universal Interactive Studio's *Jurassic Park Interactive*, which was included, along with *Crash 'N Burn*, with Panasonic's *FZ-1 REAL 3DO Interactive Multiplayers* purchased between July 1 and August 31. The price of the *FZ-1* was reduced last spring from \$699.95 from \$499.95.

Also on the hardware side of 3DO, Goldstar announced during the show its plans to expand the availability of its licensed Interactive Multiplayer in the United States and Korea. Exact pricing and availability dates were not released as we go to press, but Goldstar plans to market its 3DO machine through mass merchandisers and toy stores. And a relatively new 3DO licensee, Creative Technology, announced plans to develop a 3DO-compatible PC card.

#### VIDEO VISIONARIES

What about those of us who use our TV's not to play games or otherwise inter-

act, but simply to watch programs? Never fear: Despite the small number of video exhibitors, there was plenty of gear at SCES to keep the couch potato happy for years to come.

The biggest news at Summer CES was the recent national roll-out of Primestar, and the initial launch of DSS. Both of the digital direct-broadcast satellite (DBS) systems enable homeowners to use small satellite dishes to directly receive dozens of stations of programming, with far better video and audio quality than that offered by cable companies.

#### PRIMESTAR

Primestar Partners is a joint venture of the subsidiaries of six national cable-television companies and G.E. American Communications, a subsidiary of General Electric, which owns the Satcom K-1 Ku-band satellite used by Primestar.

Although the first generation of Primestar systems was introduced four years ago and has a customer base of close to 70,000 subscribers, Primestar is in the process of upgrading all subscribers with digital receivers. The digital system will allow Primestar to increase its channel



Zenith introduced a line of eight TV's equipped with the StarSight interactive on-screen program guide, including this 27-inch model.



Cobra's radar/laser detector picks up all types of speed-monitoring signals and features a digital data display that graphically depicts all functions and signals.





**The Personal Communications and Computing Show occupied a few aisles on the main floor of SCES.**

lineup to more than 70 channels in 1994 and more than 150 in 1996.

Primestar's program lineup includes CNN, Headline News, TBS, The Cartoon Network, TNT, The Discovery Channel, The Learning Channel, C-Span, 15 regional sports networks, USA Network, The Family Channel, two Disney Channels, Arts and Entertainment, The Sci-Fi Channel, Turner Classic Movies, Encore, The Nashville Network, Country Music Television, three HBO channels, two Cinemax channels, and TV Japan (in English and Japanese). In addition, ABC, NBC, CBS, Fox, and PBS will be available to viewers who cannot get them over-the-air in their local areas. Six audio channels and ten "PrimeCinema" pay-per-view channels are also available to subscribers.

To receive Primestar broadcasts, the consumer must rent a 36- to 39-inch satellite dish and a set-top receiver (which is currently being manufactured by General Instruments.) Of course, viewers must also subscribe to programming.

The price? "Local Primestar distributors set prices for their area based on competition, customer preferences, and the cost of doing business." (Those local Primestar distributors are cable companies.) Basic service, including equipment rental, starts at about \$1 a day. The one-time installation charge ranges from \$150 to \$300, also depending upon location.

Primestar offers more channels and better reception than that provided by standard cable TV. But little else differentiates it from the cable-monster we all love to hate. Viewers are still required to lease their equipment from the same company that's supplying the programming. And that company is the sole provider of programming.

Of course, the largely rural viewers who are not currently served by cable TV—the primary initial target customers of both

Primestar and DSS—will be glad for any opportunity to have better programming selection and quality than their cable-equipped urban and suburban counterparts. And rental equipment—with "worry-free service," no maintenance costs, and free upgrades to digital service—is certainly appealing.

#### DSS

Thomson Consumer Electronics, DirecTV, and USSB are taking a somewhat different tack with the RCA DSS Digital Satellite System, which was all-digital from the start. Consumers will have to make an initial investment of about \$700 to buy an 18-inch dish and a remote-controlled set-top receiver. Maintenance and upgrades are the owner's responsibility.

The flip side to those drawbacks is choice in both hardware and program-



**Positive Communications hopes to attract teens—and anyone else who doesn't have a credit card—with their cash-voucher programs for pager service.**

ming. Early adopters will be able to opt for the standard or high-end RCA system. And, in 18 months (or after the first million RCA units have been sold), other DSS licensees will begin to sell compatible receivers under their own brand names. (Sony is the first licensee.) Competition should result in lower prices for the hardware.

Similarly, DSS offers a choice of two program suppliers. A total of about 75 channels are currently available, but by the time you read this, the second DSS satellite should be in operation, bringing the channel capacity to about 150.

DirecTV offers a host of popular cable networks, including CNN, ESPN, The Disney Channel, The Discovery Channel, A&E, and USA Network, along with a wide selection of pay-per-view movies, sports, and special events. USSB offers a similar selection of "standard" cable channels, as well as premium services,

including multi-channel versions of HBO, Showtime, Flix and The Movie Channel. DSS programming is structured to be more flexible than cable; viewers can select various packages from one or both providers. Subscription rates for DirecTV range from \$5.95 to \$21.95 a month, pay-per-view movies cost \$2.99, and sports and special events "will be competitively priced." USSB subscription rates range from \$7.95 to \$34.95 per month.

The big DSS news at the Summer Consumer Electronics Show was the highly successful opening weekend of RCA DSS sales at stores in Jackson, Mississippi and Shreveport, LA; all available units were sold out. The June 17th retail launch was timed, not coincidentally, to precede SCES 94 by a few days. The next few markets will include Little Rock, Tulsa, and Albuquerque; nationwide availability is scheduled for the fourth quarter of this year.

Of the opening weekend sell-out, DirecTV president Eddy Hartenstein remarked, "Results in these initial markets attest to our belief that not only are people ready for better TV technology, they are eager for more programming options."

#### STARS IN THEIR EYES

Those of you who already are overwhelmed with programming choices will be glad to hear that Zenith announced during SCES its nationwide launch of StarSight-equipped "interactive televisions." StarSight Telecast Inc. provides an on-screen programming guide that offers viewers seven days of continually updated program schedule information that can be used for direct tuning by title, theme, and channel number. It also allows one-touch time-shifted VCR programming of any show listed in the guide.

Zenith will be including the StarSight



**Motorola's Land Mobile Products Sector introduced the Lingo line of wireless devices that connect users to voice dispatch, wireless phone, Message Mail, and data services that are available on Motorola's MIRS network.**



900 MHz breakthrough!

# New technology launches wireless speaker revolution...

Recoton develops breakthrough technology which transmits stereo sound through walls, ceilings and floors up to 150 feet.

By Charles Anton

If you had to name just one new product "the most innovative of the year," what would you choose? Well, at the recent *International Consumer Electronics Show*, critics gave Recoton's new wireless stereo speaker system the *Design and Engineering Award* for being the "most innovative and outstanding new product."

Recoton was able to introduce this whole new generation of powerful wireless speakers due to the advent of 900 MHz technology. This newly approved breakthrough enables Recoton's wireless speakers to rival the sound of expensive wired speakers.

**Recently approved technology.**

In June of 1989, the *Federal Communications Commission* allocated a band of radio frequencies stretching from 902 to 928 MHz for wireless, in-home product applications. Recoton, one of the world's leading wireless speaker manufacturers, took advantage of the FCC ruling by creating and introducing a new speaker system that utilizes the recently approved frequency band to transmit clearer, stronger stereo signals throughout your home.



**Crisp sound throughout your home.** Just imagine being able to listen to your stereo, TV, VCR or CD player in any room of your home without having to run miles of speaker wire. Plus, you'll never have to worry about range because the new 900 MHz technology allows stereo signals to travel over distances of 150 feet or more through walls, ceilings and floors without losing sound quality.

**150 foot range through walls!**

Recoton gives you the freedom to listen to music wherever you want. Your music is no longer limited to the room your stereo is in. With the wireless headphones you can listen to your TV, stereo or CD player while you move freely between rooms, exercise or do other activities. And unlike infrared headphones, you don't have to be in a line-of-sight with the transmitter, giving you a full 150 foot range.

The headphones and speakers have their own built-in receiver, so no wires are needed between you and your stereo. One transmitter operates an unlimited number of speakers and headphones.



Recoton's transmitter sends music through walls to wireless speakers over a 75,000 square foot area.

**One transmitter, unlimited receivers.** The powerful transmitter plugs into a headphone, audio-out or tape-out jack on your stereo or TV component, transmitting music wirelessly to your speakers or headphones. The speakers plug into an outlet. The one transmitter can broadcast to an unlimited number of stereo speakers and headphones. And since each speaker contains its own built in receiver/amplifier, there are no wires running from the stereo to the speakers.

**Full dynamic range.**

The speaker, mounted in a bookshelf-sized acoustically constructed cabinet, provides a two-way bass reflex design for individual bass boost control. Full dynamic range is achieved by the use of a 2" tweeter and 4" woofer. Plus, automatic digital lock-in

tuning guarantees optimum reception and eliminates drift. The new technology provides static-free, interference-free sound in virtually any environment. These speakers are also self-amplified; they can't be blown out no matter what your stereo's wattage.

**Stereo or hi-fi, you decide.** These speakers have the option of either stereo or hi-fi sound. You can use two speakers, one set on right channel and the other on left, for full stereo separation. Or, if you just want an extra speaker in another room, set it on mono and listen to both channels on one speaker. Mono combines both left and right channels for hi-fi sound. This option lets you put a pair of speakers in the den and get full stereo separation or put one speaker in the kitchen and get complete hi-fi sound.



These wireless stereo headphones have a built-in receiver.

**Factory direct savings.** Our commitment to quality and factory direct pricing allows us to sell more wireless speakers than anyone! For this reason, you can get these speakers far below retail with our 30 day "Dare to Compare" money-back guarantee and full one year manufacturer's warranty. For a limited time, the Recoton transmitter is only \$69. It will operate an unlimited number of wireless speakers priced at \$89 and wireless headphones at \$59 each. Your order will be processed in 72 hours and shipped UPS.

**Recoton Transmitter** (you must have a transmitter to operate speakers and headphones).....\$69 \$7 S&H  
**Wireless products compatible with the Recoton transmitter:**  
**Recoton Wireless Speaker**.....\$89 \$9 S&H  
**Recoton Wireless Headphones**.....\$69 \$6 S&H  
 Please mention promotional code 165-PL1100.

For fastest service call toll-free 24 hours a day

**800-992-2966**



To order by mail send check or money order for the total amount including S&H (VA residents add 4.5% sales tax). Or charge it to your credit card by enclosing your account number and expiration date. Send to:


**CONTRAD INDUSTRIES**

2820 Waterford Lake Drive Suite 106  
 Midlothian, Virginia 23113

**AWARD WINNING WIRELESS SPEAKER**

Built-in receiver and amplifier:

The wireless speaker and headphones both contain a built-in receiver and amplifier. Signals are picked up and transmitted as far as 150 feet away through walls without the use of wires.



**Don't take our word for it.** Try it yourself. We're so sure you'll love the new award-winning Recoton wireless speaker system that we offer you the **Dare to Compare Speaker Challenge**. Compare Recoton's rich sound quality to that of any \$200 wired speaker. If you're not completely convinced that these wireless speakers offer the same outstanding sound quality as wired speakers, simply return them within 30 days for a full "No Questions Asked" refund.

Recoton's Design and Engineering Award



You'll be able to dial directly into the "Information superhighway" without a PC, using the multi-service PhonePlus.



Move over, Dick Tracy! The TELEwatch is a full-featured cordless telephone and personal intercom packaged in a wrist-watch.

circuitry in eight top-of-the-line models in its Advanced Video Imaging (AVI) line. The sets, which were slated to hit the stores in July, include two 27-, two 32-, and two 35-inch direct-view sets as well as 52- and 60-inch rear-projection models. The StarSight-equipped sets will send an infrared code to any VCR to instruct it to record single programs, daily series, or weekly programs, with a single command. Zenith expects the StarSight feature to command about a \$50 retail price premium over comparable models without the electronic programming guide. Suggested list prices will start at \$799.

Built-in StarSight capability is also offered in some models of cable boxes from Jerrold, satellite IRD's from Uniden, and StarSight Telecast's own stand-alone receiver. Philips Consumer Electronics has announced plans to incorporate the technology into Magnavox and Philips VCR's and color TV's beginning in 1995.

#### ELSEWHERE AT THE SHOW

While traditional consumer-electronics companies were few and far between at SCES 94, Cobra was a notable exception. Positioning itself for added consumer appeal, the company is boasting a new name (Cobra Electronics replaces Cobra Dynascan), a new line of clothing featuring the well-recognized snake logo, and a host of new products with an emphasis on safety.

Cobra's RDL-712SW "Intelligent Radar Detector", for instance, not only alerts drivers to the presence of police equipped

#### NAMES AND ADDRESSES

ACCLAIM ENTERTAINMENT, INC.  
71 Audrey Avenue  
Oyster Bay, NY 11771  
516-624-8888

COBRA ELECTRONICS  
6500 West Cortland Street  
Chicago, IL 60635  
312-889-8870

COMPTON'S NEW MEDIA, INC.  
2320 Camino Vida Roble  
Carlsbad, CA 92009  
619-929-2500

CRYSTAL DYNAMICS  
87 Encina Avenue  
Palo Alto, CA 94301  
415-473-4192

DIRECTV  
2230 East Imperial Highway  
El Segundo, CA 90245  
310-535-5113

ECONOLOGIC TECHNOLOGIES, INC.  
2370 Watson Court  
Palo Alto, CA 94303  
415-843-6800

ELECTRONIC ARTS  
1450 Fashion Island Blvd.  
San Mateo, CA 94404-2064  
415-571-7171

GOLDSTAR ELECTRONICS  
INTERNATIONAL, INC.  
1000 Sylvan Avenue  
Englewood Cliffs, NJ 07632

INGENIOUS IDEAS INC.  
7373 East Doubletree Ranch Road  
Scottsdale, AZ 85258  
602-922-9250

MICROTALK TECHNOLOGIES INC.  
10001 Wayzata Blvd., Suite 210  
Minnetonka, MN 55305  
612-545-2627

MOTOROLA  
Land Mobile Products Sector  
1301 East Algonquin Road  
Shauburg, IL 60196  
708-576-1000

NINTENDO OF AMERICA, INC.  
Consumer Products Division  
4820 150th Avenue N.E.  
Redmond, WA 98052

NORRIS COMMUNICATIONS  
CORPORATION  
12725 Stowe Drive  
Poway, CA 92064  
619-679-1504

PANASONIC COMPANY  
One Panasonic Way  
Secaucus, NJ 07094  
201-393-6415

PHILIPS CONSUMER ELECTRONICS  
One Philips Drive

Knoxville, TN 37914-1810  
615-521-4316

PHILIPS INTERACTIVE MEDIA  
11111 Santa Monica Blvd. #400  
Los Angeles, CA 90025  
310-444-6600

POSITIVE COMMUNICATIONS, INC.  
5753 West Las Positas Blvd.  
Pleasanton, CA 94588  
510-416-8686

PRIMESTAR PARTNERS  
100 North Presidential Blvd.  
Bala Cynwyd, PA 19004  
215-660-6100

SEGA OF AMERICA, INC.  
255 Shoreline Drive, #200  
Redwood City, CA 94065  
415-802-3653

STARSIGHT TELECAST  
39650 Liberty Street, 3rd Floor  
Fremont, CA 94538  
510-657-9620

TETRAGON, INC.  
296 West Renner Parkway, #200  
Richardson, TX 75080-9604  
214-680-8101

THOMSON CONSUMER  
ELECTRONICS  
10330 North Meridian  
Indianapolis, IN 46290  
317-267-5000

THE 3DO COMPANY  
600 Galveston Drive  
Redwood City, CA 94063  
415-261-3000

US ORDER  
13873 Park Center Road  
Suite 230  
Herndon, VA 22071  
703-834-9480

UNITED STATES SATELLITE BROAD-  
CASTING COMPANY INC. (USSB)  
3415 University Avenue  
St. Paul/Minneapolis, MN 55114  
612-645-4500

VICTORMAXX TECHNOLOGIES  
510 Lake Cook Road  
Suite 100  
Deerfield, IL 60015  
708-267-0007

VIRGIN INTERACTIVE  
ENTERTAINMENT  
18061 Fitch Avenue  
Irvine, CA 92714  
714-833-8710

ZENITH ELECTRONICS  
CORPORATION  
1000 Milwaukee Avenue  
Glenview, IL 60025  
708-391-8181

with X- and K-band radar, SuperWide Ka, Stalker, and PhotoCop Ka-band systems, but will also be able to warn them of poten-

tially dangerous moving emergency vehicles and stationary roadside hazards, such as construction sites. "Cobra has initiated



an effort to employ radar detection technology for accident prevention," said Doug Marrison, vice president of marketing and sales. "We have developed an Emergency Vehicle/Road Hazard Alert Transmitter for use by public safety agencies and highway departments. The transmitter will emit a signal that can be received and interpreted by the new Intelligent Detector."

The detector's alphanumeric digital data display indicates whether the signal is standard K-band or an emergency vehicle or road hazard. The display also lets the driver know what frequency is being detected, its strength, and its place on the frequency spectrum. The Intelligent Radar Detector will be available in September at a suggested retail price of \$219.95.

Cobra was also exhibiting new models of CB radios, marketing some traditionally—as truckers' companions—and others as family communications tools. Aimed at professional drivers, the "Classic" line now includes an integrated Weather Alert receiver with automatic activation to warn users of severe weather conditions. Family CB radios include emergency communications kits to be stored in the trunk of cars, and portable units that allow busy family members to stay in touch—or groups of teens to "power shop" by splitting up to search out the best merchandise at the local mall, and calling their friends by radio to fill them in on their finds.

### THE PCC SHOW

Staying in touch seemed to be the theme of the Personal Communications and Computer "Show"—actually a couple of aisles on the main floor of CES, identifiable only by a large banner. (Most PCC activity took place off the show floor, in a series of workshops on emerging technology, converging technologies, and marketing strategies.) Computer exhibitors were in the minority; most PCC exhibitors were showing pagers and cellular phones.

Teens were being targeted by several companies offering pagers and accessories in bright neon colors. Positive Communications has also initiated a voucher payment program with teen appeal. The program allows customers who don't have credit cards to pay cash for paging services. Two types of vouchers are available through retailers. Existing owners of Positive Communications pagers can buy a voucher to cover one month of basic service. First-time buyers can buy a voucher that includes a one-time activation fee and the first month of basic service. After purchasing the voucher, the customer dials a toll-free number and enters the code found on the voucher; the account is instantly credited.



**If you don't like the show that's on, shoot it off the air with the trigger channel changer on this Gunverter universal remote control.**



**The Flashback is a digital replacement for magnetic tape-based voice recorders.**

One of the largest PCC exhibitors was Motorola, which introduced its *Lingo* line of multi-service portable phones. Combining voice and data capabilities into one compact device, Lingo phones provide users with access to the Motorola Integrated Radio System, or MIRS.

MIRS allows service providers around the world to offer customers two-way radio, phone, paging, and data capability in a single compact device. A menu-driven, three-line display guides the user through the available features and services. In North America, service providers will include Nextel Communications, OneComm, DialCall, and Clearnet. The equipment is designed to operate in the 800-MHz trunked radio band. Motorola's top-of-the-line model offers all four services, while lower priced models allow consumers to pay only for what they need.

Another telephone device displayed on the PCC side of SCES was *PhonePlus*, from US Order. According to the compa-

ny's vice president, Scott Corzine, "PhonePlus delivers 'information super-highway' services two to three years earlier than consumers expect them"—and does so with no intimidating computer interface. The PhonePlus allows consumers to pay bills, shop from any catalog, and conduct ATM transactions without leaving their homes. The speaker phone features a 32-bit Motorola 68000 CPU, 256K memory, a full alphanumeric keyboard, a four-line by 20-character display, one-touch visual access to advanced telephone services such as Call Forward and Three Way Calling, built-in Caller ID, and an encrypted credit-card and ATM reader. Later this year, EmailPlus, FaxPlus, and InfoPlus will be added, allowing consumers to send e-mail messages over the Internet and to transmit faxes without using a PC or fax machine. InfoPlus will provide one-button access to sports scores, weather reports, stock quotes, and news. The phone itself costs less than \$200, and the services (including BankPlus and ShopPlus) are available with a small one-time activation charge and monthly fee of less than \$12.

### ODDS & ENDS

CES always provides a showcase for some off-beat new items, and SCES 94 was no exception.

MicroTalk Technologies, for instance, was demonstrating a prototype of a miniature cordless telephone/wristwatch, a *la* Dick Tracy. The *TeleWatch* measures only 2.2 x 1.6 x 0.25 inches, yet offers some features not found in all full-sized cordless phones. Those include a scrambler circuit for privacy, speed-dial, a hold function, and an intercom feature that allows users to communicate with one another through their *TeleWatches*. In addition, the wrist communicator eliminates the problem of misplaced handsets—at least while it's strapped to your wrist.

Anyone who relates to Bruce Springsteen's "57 channels and nothing on" lament has probably had the urge to toss the offending TV out a window, or take a shot at it. The latter can now be done safely, with the *Gunvertor* remote control from Ingenious Ideas. Don't like what's on? Simply aim at the TV and pull the trigger to change channels. Shaped like a handgun, the *Gunvertor* also features a 25-button keypad used to control all major functions of a TV, VCR, and cable box. Despite the national call for handgun control, the company expects them to fly off the shelves at the suggested retail price of \$69.95.

What can you do if you can't bear to miss your favorite shows and haven't figured out how to program your VCR? You could try Econologic's *TELEmate*, a radio accessory for receiving TV audio signals. You won't get the picture, but the device is

wireless, inexpensive, easy to use, and works with every radio that you already own, including the one in your car. When placed within 12 feet of any AM/FM radio, the TELEmate allows the radio to pick up the audio portion of on-air television signals. Up to five TV channels can be stored as favorite stations. The device is expected to retail for less than \$60.

Keep track of your brilliant ideas with the *Flashback* digital voice recorder from Norris Communications. The palm-sized device, which weighs only three ounces, is intended to replace the microcassette recorder—if the company's steamrolling of a pile of such recorders at a press event is any indication. The *Flashback* allows for up to 30 or 60 minutes of recording on removable flash-memory cards called "SoundClips." Because the recording is digital, it's possible to insert a "thought within a thought" anywhere on the recording. Playback can be done in regular, slow, or fast speed without changing the voice's pitch. A PCMCIA interface will allow users to download recorded messages to a PC or PDA. *Flashback* will be available later this year at a suggested retail price of \$249.95, including a 30-minute Sound-Clip, batteries, and accessories.

#### LOOKING AHEAD


SCES '94 was smaller than previous shows, and—with the exception of the DSS launch—it lacked the excitement of major new technology introductions. (Some of the products that won Innovations awards for design excellence are highlighted in the Wish List section that appears at the end of *Gizmo*.) The show also represented the death of a consumer-electronics tradition—the annual summer showcase for audio and video gear. But it also foreshadowed the birth of what might prove to be another tradition—a late spring show dedicated to interactive consumer products.

Out of the ashes a new show is rising. Next year we'll be reporting all the action from Philadelphia, the site selected for the first "CES Interactive." ■

## Tuning in the World

**SONY ICF-SW100S WORLD-BAND RADIO RECEIVER.** From: Sony Corp., 1 Sony Drive, Park Ridge, NJ 07656. Tel: 201-930-1000. Price: \$449.95.

We have always enjoyed shortwave (or world-band) listening. Back when we first got involved in the hobby, hearing a broadcast from half-way around the world was exhilarating. During the Cold War days,



the alternative opinions presented on world-band radio helped us keep the propaganda in perspective.

These days, when satellite communications has made the world an even smaller place, world-band radio can sometimes seem almost quaint. But world-band radio still has its place. Turn off the ABC commentators and listen to the World Cup games on the BBC, for instance, and you'll know what we mean.

Shortwave radio listening has gone through booms and busts in popularity. In the 1940's, for example, shortwave coverage was a common feature for a radio receiver. Here in the U.S., the latest surge in interest was brought about by the Gulf War—even though Americans saw the war start on their living room TV's and were provided almost 24-hour-a-day coverage on CNN and other networks.

One reason that world-band radio isn't as popular as it could be is that many people who gave it a chance in the past were turned off because they purchased a poor performing receiver. Although there are still plenty of junkers on the market, it's not as much of a problem today as it used to be. If there is any exception to that general rule, it is with portable receivers, which have often been poor performers.

Sony's new *ICF-SW100*, however, is an incredible receiver, especially when its size is taken into consideration; the receiver measures only  $4\frac{3}{8} \times 2\frac{7}{8} \times \frac{15}{16}$  inches, which is small enough to fit comfortably in a shirt pocket. It weighs just under eight ounces, so it makes an ideal travel companion.

The receiver is designed something like a tiny notebook computer. The top cover contains a small ( $1\frac{1}{2}$ -inch) speaker and an LCD that measures about  $1\frac{1}{4} \times 2$  inches. The top cover folds back to an angle that is ideal for use on a desktop—something that makes it different from other shirt-pocket-portables. The bottom half of the receiver contains a 28-button keyboard. On each side edge of the bottom half are a handful of switches and jacks. The receiver doesn't have to remain opened when you are listening to it, thanks to speaker vents in the top cover and a headphone jack.

The receiver tunes continuously from 140 kHz (longwave) to 29,999 kHz. It also tunes the FM band from 76 MHz (the beginning of Japan's FM band) to 108 MHz. The frequency coverage is broken into 16 bands: longwave, medium wave (standard AM broadcast), FM, and 13 shortwave bands (120, 90, 75, 60, 49, 41, 31, 25, 22, 19, 16, 13, and 11 meters). The SW100 is, however, a general-coverage receiver, so the frequencies outside the bands can also be tuned. The separate band designations are provided on the SW100 for several reasons. First, they allow novice users to immediately find where the international broadcasters are. Second, they allow the band of interest to be scanned. They also allow users to switch quickly between frequencies.

There are several ways to tune the *ICF-SW100*. One way is to enter the desired frequency directly on the keyboard. For example, to tune to 11,730 kHz, you could press DIRECT-1-1-7-3-0-EXE. Alternatively, you could use the tuning buttons.



A diagonal row of four tuning buttons is located on the right side of the keyboard. The buttons have several operating modes. The outer two buttons allow the frequency to be increased or decreased in relatively coarse 5-kHz increments. The inner two buttons allow tuning in 1-kHz increments. On the AM band, the outer buttons provide 10-kHz tuning increments, and the inner ones provide 1-kHz increments. Because the spacing of AM stations in much of the world is 9 kHz, it is also possible to configure the SW100 to tune in 9-kHz increments. Finally, in the SSB-receiving mode, the outer buttons are used to tune in 1-kHz and the inner ones in 0.1-kHz increments. However, the display cannot show the 0.1-kHz steps.

The tuning buttons can also switch the SW100 between shortwave bands. When the AM BAND button is held down, the outer tuning buttons become band-changing controls. So, to tune to the same 11,730-kHz frequency of our previous example, you would first tune to the 25-meter band and then use the outer tuning buttons to reach the frequency.

A third way to tune 11,730 kHz would be to choose it from a memory location in which it was stored. The receiver offers 50 memories, organized as ten "pages" of five locations each. That memory organization is particularly sensible for world-band listeners because many international broadcasters transmit on multiple frequencies. Storing multiple frequencies for a single station would allow that station to be tuned in at any time of day, as propagation conditions change. For example, we stored five frequencies for Radio Moscow in one page. During the day, we could listen to Radio Moscow on the 19-meter band. Frequencies in the 25-, 31-, 41-, and 49-meter bands were more useful as the evening approached and the propagation in the lower-frequency bands improved.

The radio comes pre-programmed with 30 frequencies for the BBC, Voice of America, and Radio Japan, but those memories can be reprogrammed easily. A six-character label can be stored with each memory location. After the LABEL EDIT button is pressed, the numeric keys become alphanumeric keys. For example, the 1 key, can input either an A, B, C, or 1 on subsequent pushes. The tuning mode is also stored in each memory.

There is yet another way to tune the SW100: by scanning. The receiver enters its scan mode when either of the outer tuning buttons is held down for about two seconds. The receiver will scan in either direction until a station is detected. Then it will stop for about three seconds. Scanning will continue unless one of the tuning buttons is pressed. When the top of a band is reached, the scanning will resume at the bottom of the band.


One of the few complaints we have about the SW100 is with the scanning. We would have preferred to see separate scan buttons. Instead, because the tuning buttons must be held down before the scan mode is entered, we often found ourselves tuning past stations as we were trying to initiate the scan mode. We also would have preferred to have an option of scanning past the edges of the band instead of always returning to the beginning of the band being scanned. A DX/LOCAL slide switch on the right edge of the receiver allows the scanning sensitivity to be set.

One of the high-tech features that makes the SW100 special in its size class is a synchronous detector. One of the biggest problems with shortwave reception is signal fading. Synchronous detection reduces the problem by replacing the carrier of the received signal with a perfectly synchronized, stable carrier generated by the receiver itself.

Another problem that plagues reception is interference from adjacent stations. However, the synchronous detector circuit locks onto only the upper or lower sideband of the station. So if an interfering adjacent station is higher in frequency, you would want to lock on to the lower sideband. Conversely, if the interfering station was lower in frequency, you would want to lock on to the higher sideband.

The receiver's USB and LSB/CW modes allow single-sideband and continuous-wave (Morse-code) signals to be received. Single-sideband and CW transmissions are commonly used by amateur radio operators (hams).

The receiver's display is side-lit by two green LED's. When the radio is being powered by two AA batteries, the light stays on for about 30 seconds. When powered by the supplied AC adapter, the light is always on when the radio is on. Because the light button is the only control located on the cover, it's easy to find in the dark—when you need it most.



**Audio Technica's ATH-P5 headphones allowed us to listen and DX for hours in comfort.**

The tiny front-panel speaker is surprisingly adequate for casual listening. However, it certainly doesn't provide high-fidelity, and it distorts at high volumes. A headphone jack is provided on the right edge of the receiver. Although small "ear bud" headphones are provided with the receiver, we found them uncomfortable. Most of our listening was done with the superbly comfortable *ATH-P5* headphones from *Audio-Technica* (1221 Commerce Drive, Stow, Ohio 44224). FM-stereo broadcasts are received in stereo through the headphone jack. The audio quality is pleasant enough for casual listening. It is, however, lacking in bass output. No tone controls are available for FM broadcasts. A NEWS/MUSIC tone control is provided for AM reception. The same switch acts as a STEREO/MONO selector in the FM mode.

The built-in 26-1/2 inch telescopic whip antenna performs well for casual listening, as does the built-in loopstick antenna for AM-band and longwave reception. For better results on the shortwave bands, a Sony AN-100 active (amplified) antenna is provided with the receiver. The active antenna receives its power from the SW100 ACTIVE ANT jack. Because that jack always supplies 3 volts DC when the radio is on, it cannot be used to attach other external antennas to the receiver.

For listening to mainstream world-band broadcasts, the active antenna, with its 26-1/2 inch whip hardly performs better than the receiver's built-in telescopic whip. The active antenna can help pull weaker signals out of the mud, however. The connecting cable is almost twelve feet long, and stores on a reel inside the AN-100. The AN-100 has four bandpass settings: Wide (0.15–30 MHz), Low (0.15–5.5 MHz), Mid (5.5–11 MHz), and High (11–30 MHz.)

The SW100 contains a built-in 24-hour clock. Unfortunately, the clock cannot be set—or even seen—when the radio is turned on. Thus, it can't be set with the help of WWV, WWVH, or other standard time-and-frequency stations. The clock is set by using the inner tuning buttons in conjunction with the TIME SET button to change the radio to indicate the proper local time zone (as identified by the name of a city in each zone). The outer tuning buttons adjust the time.

Coordinated universal time can be called up with the touch of a button (again, only when the radio is off). Another button lets you automatically compensate for daylight savings time. The tuning increment in the AM band (9 or 10 kHz) is determined by the time-zone setting.

A standby function allows two stations to be stored in timer memories. At the appropriate time, the radio will come on to the stored frequency. If the radio is already

on, it will switch to the stored frequency. If only a time is stored in memory without a frequency, the SW-100 will act as a simple alarm clock, and beep at the stored times.

The receiver offers a line-level output jack for connecting the receiver to tape recorders, an audio amplifier, or other equipment. The output could also, for example, provide an input for a radioteletype decoder.

The SW100 is an incredible radio. Although it's somewhat expensive, it has something for everyone. Because it's easy to use and performs so well, first-time listeners won't be frustrated trying to find something to listen to. With its diminutive size and time/alarm functions, the receiver makes an ideal travel companion for short-wave enthusiasts.

The receiver does have what we think are a couple of minor problems. As mentioned earlier, you can't see the clock when the radio is on. Also, it lacks a signal-strength meter (although it does have a TUNE indicator). Also, the AM band tunes only to 1630 kHz—only a drawback when in the scanning mode. None of those problems is significant enough to take away from the best portable shortwave receiver we've ever tried. ■

## Team Player

**TEAM MONITOR AND TEAM BASS SUBWOOFER SPEAKERS.** From Rock Solid Sounds of America, 54 Concord Street, North Reading, MA 01864-0008. Tel: 508-664-3406. Price: \$199/pair (Team Monitor), \$250 (Team Bass Subwoofer).

Of all the products that come through Gizmo for evaluation, speakers are the

most difficult to review. Laboratory measurements tell precious little about how a speaker will sound in real listening situations. In fact, speaker placement and room acoustics have a more dramatic influence on speaker performance than virtually any other factor.

Instead of putting our speakers in an anechoic chamber with test generators and microphones, we generally put speakers to the test with our ears in a variety of listening areas, with a variety of program sources. What those tests have showed us is that *Rock Solid Sounds of America* has created an incredibly versatile speaker system with its *Team Monitor* speakers and the *Team Bass* subwoofer. Together or separately, they are ideal for a variety of listening applications and environments.

The Team (Total Entertainment Audio Monitor) Monitor is housed in an attractive cabinet that measures about  $8 \times 5\frac{1}{2} \times 5\frac{1}{4}$  inches. Built-in hanging brackets allow the speakers to be placed on a wall with a minimum amount of fuss—they can easily be mounted at ear level. Although the speakers are rather small, they nonetheless boast a power-handling capability of 75 watts.

The Team Monitors are two-way bass-reflex speakers. They have a rated frequency response of 80 Hz to 20 kHz ( $\pm 3$  dB) and a rated sensitivity of 87 dB (1 watt, 1 meter). Their nominal impedance is 8 ohms.

The Team Monitor speakers by themselves would be a good choice for rooms where space is at a premium but accurate speaker performance is equally important. They would be a sensible choice for one zone of a multi-room audio system, for instance. They also would be an excellent choice to serve as speakers for a video system—they are magnetically shielded so that they won't distort the monitor's

display. The Team Monitors would also be a good selection for use as surround speakers because of their convenient mounting brackets.

Another example of the speakers' versatility is that they can be mounted outdoors. They do have to be somewhat sheltered, however, as they cannot withstand direct rainfall or immersion. They should be able to withstand the environment of a steamy bathroom or a kitchen without any problem. To show how serious Rock Solid Sounds is about outdoor mounting, the company includes a "bug plug" with the speakers. The small, round, metal screen is intended to be installed in the speaker's port to keep insects—perhaps even small birds—from calling the Team Monitors their home when they are used outdoors.


The Team Monitors can also more than meet the demands of being placed in the main listening room when they are teamed up with the Team Bass Subwoofer. Such a setup, in effect, becomes a top-notch three-speaker, subwoofer/satellite combination.

The subwoofer, with a frequency response of 45 Hz to 180 Hz ( $\pm 3$  dB), accepts the left- and right-channel outputs from a stereo amplifier. Outputs are available to drive the Team Monitor speakers. In this configuration, the power-handling capability of the system is boosted to better than 100 watts.

Unlike most subwoofers that incorporate a dual voice-coil, the Team Bass subwoofer incorporates two 5-inch drivers. They fire up from a rectangular base into the tubular top of the subwoofer cabinet. (Actually, "base" and "top" are subjective terms. The subwoofer can be mounted in virtually any position.)

As with any subwoofer—or any speaker—its performance is greatly influenced by placement. The placement is especially critical for subwoofers, because bass response is greatly affected by a speaker's proximity to walls and corners. Also, the wavelengths of the signals that the subwoofer handle are of the same order as room dimensions, so standing waves can be set up in the listening room, affecting how the subwoofer sounds at different listening positions.

The combination of the Team Monitor and Team Bass subwoofer yields a high-performance loudspeaker system. The highs were crisp (but not excessively so) and well-defined. The bass was free of boominess, and the stereo imaging was excellent. The transition from bass to treble frequencies was seamless—the component speakers were truly designed as a team. As good as the Team Monitor speakers are, the addition of a Team Bass subwoofer makes a combination that is tough to beat. ■





# How to get surround sound without buying the theater...

Chase Technologies brings you an amazing new surround sound decoder that turns your stereo into a multi-channel home theater.

By Charles Anton

As much as I love renting videos, it's just not the same as seeing a movie in a theater. I remember the first time I saw *Jurassic Park*. I nearly jumped out of my seat when the dinosaurs roared. One of the reasons movies seem so real is because surround sound makes it seem like you're actually there when events are happening. Now there's an incredible new device that lets you use a stereo receiver to get that same surround sound in your home.

It takes more than four speakers to get surround sound; there needs to be a way of separating the signals. The new Chase Technologies HTS-1 decoder does just that, and in a revolutionary way that rivals the best Dolby Pro-Logic and THX systems.

**Wins over critics.** Gary Reber, editor and publisher of the most authoritative magazine on home theater systems, *Wide-screen Review*, stated, "...passive matrix decoders such as the new Chase HTS-1 work great as Dolby Surround™ extractors, and sound exceptionally natural when used for soundtracks and music."

**Passive circuit.** In 1972, legendary audio pioneer David Hafler invented a passive circuit to extract the "L minus R" difference

signals in stereo soundtracks. Because the circuit was patented, it was only available on expensive Hafler products. Now that the patent has expired, Chase can make this amazing decoding system available at a fraction of the cost of other systems!

## The secret of surround sound

Surround sound has become the rage of the 90's because it adds depth and realism to stereo sound, giving you the home theater experience. It makes you feel like you're actually at a concert or theater. To "fill a room" with surround sound, you need more than two channels. The HTS-1 provides four channels of sound from any two-channel stereo source.

**Free center channel.** By connecting your VCR or laserdisc player to your TV, you get sound from your TV speaker; this acts as the fifth or "center channel." Adjusting your TV's volume gives you as much or as little "center channel" localization as you desire, without extra speakers or amps. There are also no extra costs with the "fifth" channel. When used with the HTS-1, you'll have a true state-of-the-art five-channel system.



Submerge yourself in rich surround sound.

**Breakthrough.** The HTS-1 is able to decode the Dolby Surround™ signal in a videotape or laserdisc because the spatial and depth cues have been matrixed into the "L minus R" portion of the two-channel stereo soundtrack. By decoding passively, the HTS-1 avoids costly and noisy signal processing. Plus you don't need any additional amps! Just connect the HTS-1 to your existing stereo system, add two speakers for the rear, and you'll experience the magic of home theater at a fraction of the cost.

**Concert sound.** The HTS-1 also decodes the ambience found in all music recordings. This sense of space, or "concert hall acoustics," is present in all CDs and cassettes, especially live recordings. John Sunier, the leading authority on

surround sound and producer of *Audiophile Audition*, a nationally syndicated radio program for audio

enthusiasts, says, "...the new Chase HTS-1, when used to decode the hidden ambience in all musical recordings, definitely outperforms all the Dolby and THX processors (which could cost you up to \$3,000)... I am impressed!"

**Easy installation.** Hooking up the HTS-1 is easy. Simply connect the speaker outputs of your receiver or amp to the HTS-1, then connect speaker wire to the front and rear speakers. The rear channel speakers don't have to be big. In fact, we recommend the Chase ELF-1 in

either black or white finish to match your decor. They can be mounted with enclosed color-matched mounting brackets or can be flush mounted on the wall. They are also water and weatherproof; they can be used indoors or out.

**Risk-free home trial.** Let's face it—the best way to evaluate surround sound is in your home, not in a showroom. That's why we're offering this risk-free home trial. We're so sure you'll be delighted with the quality of these products and the surround sound experience that we are giving you 30 days to try them for yourself. If they're not everything we say, return them for a complete "No Questions Asked" refund.

HTS-1 Home Theater Decoder..... \$79 \$9 S&H  
Speakers designed by Chase for the HTS-1:  
ELF-1 Rear Channel Speakers ..... \$99 \$10 S&H  
Please mention promotional code 165-PL1102.

For fastest service call toll-free 24 hours a day  
**800-992-2966**



To order by mail, send check or money order for the total amount including S&H (VA residents add 4.5% sales tax.) Or charge it to your credit card, enclosing your account number and expiration date.

**CONTRAD INDUSTRIES**

2820 Waterford Lake Drive Suite 106  
Midlothian, Virginia 23113

## THE PASSIVE ADVANTAGE

**Passive.** Chase Technologies' passive home theater system eliminates signal processing, yielding better clarity and detail. The effects sound amazingly real.

**Active.** All Dolby Pro-Logic decoders (even the built-in units) are active, meaning they decode and amplify the signal electronically. Noisy and expensive signal processing actually degrades the home theater experience. It's like putting a blanket over your speakers.



The HTS-1 decoder makes your movies come to life.



The ELF-1 rear channel speakers integrate perfectly with the HTS-1.

# ELECTRONICS WISH LIST



Bogen Cordless Friday

## Cordless Friday

Friday, the electronic "Personal/Office Receptionist" from *Bogen Communications, Inc.* (50 Spring Street, P. O. Box 575, Ramsey, NJ 07446) is now available as *Cordless Friday*, an integrated, pocket-sized, cordless telephone and digital answering system. Cordless Friday offers home-office workers and members of busy households the freedom of a cordless phone and the electronic-receptionist features of the original Friday. Those include call forwarding, pager notification, fax switching, and digital voice mail. The small, 10-channel cordless handset fits conveniently in a shirt pocket and boasts a transmission range of up to 1000 feet. The messaging unit allows users to selectively skip, save, and delete messages, and provides eight mailboxes for greater control of business and personal communications. Voice and visual prompting simplify setup and on-going use. A dataport allows Cordless Friday to be connected to a fax machine or PC to allow remote access to the computer. Price: N/A.



Samsung A/V Disc Player with CD-OK

## Multi-Format A/V Disc Player

Aimed squarely at the Asian-American market, the *KDC-1* disc player is the first product to incorporate *Samsung Electronics America's* (106 Challenger Road, Ridgefield Park, NJ 07660-0511) CD-OK format. CD-OK discs store the musical information as MIDI data, and high-resolution video images are stored as MPEG-compressed data. A proprietary graphics system displays lyrics and cueing information. The format allows Samsung to "exponentially improve both capacity and functionality over older laserdisc and CD + G systems"—in other words, to create karaoke discs that contain up to 3000 songs and 4000 images. The multi-format, five-CD carousel is compatible with audio CD's and CD + G discs in addition to the CD-OK format. The first CD-OK releases will feature Chinese, Korean, and other Asian songs; the copyright problems—and costs—inherent in producing a 3000-song disc could delay the release of any American CD-OK discs, perhaps indefinitely. Price: \$1199.



Ace Trident Receiver

## Full-Spectrum Receiver

The *Trident TR2400* handheld receiver from *Ace Communications* (6975 Hillsdale Court, Indianapolis, IN 46250) can receive virtually any legal broadcast frequency. (Cellular frequencies are disabled to conform with current FCC regulations.) With a frequency range from 100 kHz to 2.060 GHz, it covers the radio frequency spectrum from below AM broadcast to above the new Personal Communications services in the microwave range. Users can tune in to nearly every kind of voice broadcast from all over the world. The TR2400's demodulation modes are AM (for broadcast and world-band radio plus civil and military aviation), narrow FM (for police, fire, and emergency transmissions), Wide FM (for radio and TV-audio broadcasts), and single sideband (for transoceanic-aircraft, ships-at-sea, and ham-radio communications). Tuning increments are selectable in steps as low as 1 kHz. The receiver offers 1000 permanent memory locations for storing active channels. Up to ten different search ranges can be set and entered into the unit's memory. Memorized frequencies are scanned at up to 25 channels-per-second, and the radio will lock on active calls to receive the broadcast. The TR2400 comes with a 12-volt adapter, an AC battery charger, four "AA" batteries, an earphone, a built-in speaker, a belt clip, a flexible antenna, mounting hardware, operating instructions, and a listing of allocated uses for all the frequencies covered. Price: \$799.



# ELECTRONICS WISH LIST

## Tornado Warning

Dorothy sure could have used *KBA Inc.*'s (256 Commerce Drive, Suite 471, Peachtree City, GA 30269) *Final Alert*. The device warns homeowners in both urban and rural areas that a tornado is very near and approaching, and is particularly useful in rural areas where coverage by a central warning system is not available. Similar in size and appearance to a smoke detector, *Final Alert* is installed unobtrusively on the southwest eaves of a home. It works by detecting the characteristic audio frequencies produced by tornadoes. An individual household is alerted to the presence of a tornado in ample time to take immediate action to prevent injury or loss of life—or unplanned trips to Oz. Price: \$139.



KBA's Final Alert

## No-Skip CD Player


*Fisher Audio/Video* (21350 Lassen Street, Chatsworth, CA 91311-2329) has introduced a personal CD player with the upgraded "Opti-Trac II" anti-skip system. The *PCD-60* contains a buffer memory that keeps the music playing even during the bumps and shakes associated with portable listening. The Opti-Trac II system resists interruption by storing CD music data in a memory chip with the capacity to store 10-seconds of audio data. (The original Opti-Trac system had only a three-second buffer.) Using a fast-read multi-trace (FMT) system, musical data is read at twice the normal speed and stored in memory before digital-to-analog conversion. If the player is jarred and mistracking occurs, the memory plays on as the pickup moves back to its original position. Other features include a line-out jack that allows the personal player to be used with an existing home or portable audio system; and a three-position (rock, jazz, and classical) electronic equalization system. Price: \$219.95.



Fisher Anti-Skip CD Player

## Kid-Style Keyboard

You don't have to know how to read to use a computer—ask any preschooler. There's plenty of kid-oriented software out there, and now there's some hardware, as well. The *kidBoard* from *KidBoard, Inc.* (6545 France Avenue South, Suite 376, Edina, MN 55435) is a computer keyboard specifically designed for kids aged three to eight. It combines the capability of standard "grownup" keyboards with kid-friendly features such as bright primary colors, clever icons on the alphabet keys (an apple for A, etc.), a cartoon-like face incorporated into the housing, and fun software to help children become more comfortable using a computer. Its creators compare the *kidBoard* to "a set of training wheels for young computer users." The industry-standard, 101-key keyboard resembles a large yellow face, complete with blue hair, blue button eyes, and a "smiling blue chin" that serves as a hand rest for small hands. The keys are color-coded to differentiate groups of keys. The Board Games software package includes three programs to help kids become more familiar with the alphabet, the keyboard, and computer operations. Price: n/a.



kidBoard Children's Keyboard

## CB Emergency Kit


*Cobra Electronics* (6500 West Cortland Street, Chicago, IL 60635) dubbed its *Model 10 SOS* citizen's band radio an "Emergency Kit," emphasizing its potential role in calling for roadside assistance, and positioning it as an affordable alternative to a cellular phone. The 10 SOS Kit contains an ultra-compact, 40-channel CB radio, a microphone, a magnetic-mount antenna, and an emergency "Help" flag. The radio is packaged in a durable storage carton, which can be kept in the glove compartment, under a seat, or in the trunk until needed. When the radio is needed, it can be powered through a 12-volt cigarette lighter plug. The radio offers one-touch tuning of channel 9, the universal emergency channel on the citizen-band frequency. Price: \$69.95.



Cobra CB Emergency Kit



# ELENCO ELECTRONICS AM/FM RADIO KIT



CIRCLE 119 ON FREE INFORMATION CARD

*A great project for the beginning or intermediate builder.*

**W**e know that many of the readers of this magazine enjoy building kits and projects. We know that because building is a large part of what this magazine is all about. Whether you like the comfort and convenience of building from a kit or the challenge of building a project from scratch is largely a matter of personal preference. The bottom line is that you like to build.

That said, there are quite a few advantages to working with a kit, especially for less experienced builders. For one thing, buying a kit is sometimes cheaper than gathering individual parts together. For another, there's the convenience of having everything in one package, including the etched PC board or boards, ready to go. What's more, going the kit route should in no way limit what you can build. There are hundreds, if not thousands, of interesting kits available through advertisers in this magazine and elsewhere. But with so many kits around, you may wonder what kit offers that something special that makes building it a worthwhile endeavor, and just *what* is that special something?

type of kit that offers something special, especially for a beginner, is a radio kit. That's because radio kits were among the very first kits around, and the emergence of radio was what largely started the electronics hobby that we all enjoy so much. Where would we as a group of hobbyists be today if it weren't for those early radio pioneers?

Nothing makes you feel more like an electronics hobbyist than powering up a radio you built yourself for the first time. And even though you've heard radio a million times before, there's nothing that matches the thrill you get when you hear a radio signal for the first time on that receiver.

One kit that can give you all of that excitement and fun, and help you learn more about electronics in the bargain, is the AM/FM-108 Radio Kit from Elenco Electronics Inc. (150 W. Carpenter Ave., Wheeling, IL 60090 Tel. 708-541-3800). That kit lets you build a superheterodyne AM/FM radio from the PC board up. The radio is built on a single-sided PC board that's about 5 by 11 inches. It features 14 transistors and 5 diodes, built-in antennas for both AM and FM, a speaker and earphone jack (with an included earphone), and it's powered from a 9-

volt battery. A "classic" kit like this deserves a classic battery, and an "Eveready Classic" 9-volt is included with the kit. A roll of solder is also included. The price of this kit is very easy to swallow, as it will cost you only \$29.95.

An added bonus with this kit is what you can learn about radio. The instruction manual contains over 50 pages, and most of it is filled with technical information on radio theory. The manual begins with a block diagram of the receiver and briefly explains what each section does.

More in-depth information is offered as the radio is built. During assembly, each section is explained, built, and tested before going on to the next. The AM portion is fully functional before a single FM part is installed. That method of construction gives the builder a thorough understanding of how each section works, and also eliminates problems along the way—while they're easy to track down and repair—so it's unlikely that you'll have any trouble getting the radio to work. Optional quizzes to see how much you have learned are also presented.

One unusual feature of this kit is how the actual schematic of the circuit is silk-screened right on the PC board.



# Be a computer programmer!

Only NRI gives you hands-on training with the latest programming tools:

- A 486sx computer with Super VGA color monitor, 200 meg hard drive
- Windows
- Visual Basic
- Power C
- QBasic
- DOS
- And much more!



Only NRI at-home training gives you real-world programming skills in three in-demand languages: QBasic, C, and Visual Basic, today's hot new language designed for writing popular Windows applications. Best of all, you get hands-on training with a powerful Intel-based 486sx computer system, complete with Super VGA color monitor, 200 meg hard drive, Windows, and professional programming software you keep!



## NRI, the leader in at-home computer training, shows you how to take advantage of today's newest programming opportunities

Get in on the ground floor of computer programming one of today's fastest-growing career fields. The Bureau of Labor Statistics forecasts that job opportunities for programmers will increase much faster than average over the next 10 years, with as many as 400,000 new jobs opening up by 2005.

And the fastest-growing segment of programming jobs will be PC programming, fueled by the phenomenal popularity of Windows, the efficient power of C, and the ascent of exciting new languages like QBasic and Visual Basic.

Now, with NRI at-home training, you can get the new skills you need to build a top-paying career — even a full- or part-time business of your own — in this high-growth, high-opportunity field.

Get hands-on experience with today's programming tools: a powerful 486sx computer, Super VGA color monitor, 200 meg hard drive, Windows, Visual Basic, and more — all yours to keep!

Right from the start, NRI's unique Discovery Learning Method gets you actively involved in the challenge of real-world programming. Step by step, you learn to create the kinds of full-featured, powerful programs today's employers

and clients demand...including programs designed for use in a Windows environment!

Only NRI gives you first-hand programming experience with a state-of-the-art Intel-based 486sx computer system, complete with Super VGA color monitor, 200 meg hard disk drive, a full megabyte of RAM, 1.44 meg 3.5" floppy drive, mouse, and more — all yours to train with and keep!

Plus you explore the extraordinary capabilities of three in-demand programming languages. You learn to design, code, run, debug, and document programs in QBasic, C, and Visual Basic. Best of all, since Visual Basic is specifically designed for creating Windows applications, you learn to generate fully functioning Windows programs, complete with text boxes, command buttons, and other sophisticated graphical interface elements.

## No previous experience necessary

Train with NRI, and immediately start getting the money-making job skills you need to be a computer programmer — no matter what your previous background.

NRI's step-by-step lessons and hands-on programming projects help you first master the design concepts used every day by successful PC programmers. Then, with the support of your experienced NRI instructor, you quickly move on to learn programming in three of today's hottest languages.

By the time you complete your course, you have a clear understanding of programming methods, languages, and techniques... and you're ready to handle any programming task with confidence.

## Send today for your FREE catalog

See how NRI at-home training gives you the programming know-how, the computer, and the software you need to get started in this top-paying field. Send today for your FREE catalog!

If the coupon is missing, write to us at the NRI School of Computer Programming, McGraw-Hill Continuing Education Center, 4401 Connecticut Avenue, NW, Washington, DC 20008.

IBM PC/AT is a registered trademark of the IBM Corporation. Windows, QBasic, and Visual Basic are trademarks of Microsoft Corporation. Intel Inside logo is a registered trademark of Intel, Inc.

**FREE CATALOG! CALL 1-800-321-4634**

IBM Computer  
Monitors at MS-DOS  
Version 5.0



**NRI Schools**

McGraw-Hill Continuing Education Center  
4401 Connecticut Avenue, NW, Washington, DC 20008

Check one FREE catalog only

- COMPUTER PROGRAMMING
- PC Applications Specialist
- Programming in C++ with Windows

**Other Computer Career Courses**

- Microcomputer Scripting
- Desktop Publishing
- Bookkeeping and Accounting
- Multimedia Specialist

For career courses  
 approved under GI Bill,  
check for details

Name (please print) \_\_\_\_\_ Age \_\_\_\_\_

Address \_\_\_\_\_

City/State/Zip \_\_\_\_\_ Accredited Member, National Home Study Council 5413-1194

# Electronic Security

2 for 1 SALE!



## Mini Long Range FM Voice

**Transmitter (3 mi) Ultra Sensitive** - with fine tune, range control, more! Detects even whispers! FMX1 Kit and Plans.....~~\$49.50~~

## Tiny Telephone FM Transmitter



(3 mi) - automatically operates when phone is used. Crystal clear clarity with fine tune and range control. TELX-1 Kit and Plans.....~~\$49.50~~

**Both Easy-to-Build Kits Above only \$49.50!**

## Extended Play Telephone



### Recording System - \$129.50

- Automatic - Crystal Clear - Easy to Use - Connects to Any Phone - Automatically controls and records both sides of the conversation on our extended play recorder. Caution - check local laws as some states require an alerting beeper. TAP20X Ready-to-Use System ..... only \$129.50

FREE CATALOG with order - or send \$1.00 P&H



MC, VISA, Check, Cash or C.O.D.  
Send or Fax Orders to: Dept pe16  
PO Box 719, Amherst, NH 03031

Orders: 800-221-1705 FAX 603-672-5406 Tel 603-673-4730

## The professional weather station for people curious about the weather.



Haven't you always wanted a weather station? The Weather Monitor II makes a state-of-the-art weather monitoring system affordable enough for home use!

### FEATURES INCLUDE:

- Inside & Outside Temps
- Wind Speed & Direction
- Barometer
- Time & Date
- Inside Humidity
- Wind Chill
- Alarms
- Highs & Lows
- Rainfall Option
- Instant Metric Conversions
- Outside Hum. & Dew Point Option
- Optional PC Interface

Order today:


**1-800-678-3669**

M-F 7 a.m. to 5:30 p.m. Pacific Time • PE647E  
FAX 1-510-670-0589 • M/C and VISA  
One-year warranty • 30-day money-back guarantee

**DAVIS INSTRUMENTS**

3465 Diablo Ave., Hayward, CA 94545

## Satellite Images On Your PC



## PC HF Facsimile 7.0 \$99

SSC has interfaces and software to allow you to receive vivid satellite images on an IBM PC computer. Just plug the interface into the serial port of a PC and into the audio output of a shortwave receiver. The package includes the interface, manuals, schedules and software. SSC also makes systems for reception with VHF scanners. Call or write for our free catalog.

Visa and MASTERCARD accepted

## Software Systems Consulting

615 S. El Camino Real, San Clemente, CA 92672  
Tel: (714)-498-5784 Fax: (714)-498-0568

## TANDY

### NATIONAL PARTS

We have tools & test equipment for your workbench

OSCILLOSCOPES

POWER SUPPLIES

POWER INVERTERS

CHEMICALS / SOLVENTS

SOLDERLESS CONNECTORS

CRIMP TOOLS METERS

WIRE STRIPPERS SOLDER

NO MINIMUMS

ORDER TOLL FREE

1-800-322-3690

ASK FOR OPERATOR #733

The parts fit on the board right over their symbols, making this quite a conversation piece for anyone into electronics. Not only does that enhance the builder's familiarity with radio circuitry, it also reduces the chance of incorrectly installing components, as the resistors go down on resistors, capacitors on capacitors, and so on.

**Testing and Alignment.** Two methods of testing are possible with this kit. If you have access to such test equipment as audio generators, variable power supplies, oscilloscopes, and the like, the manual includes detailed information on how to use that equipment to align the radio to tight specifications.

However, because most people who would want to build this kit would not have access to most of that test equipment, the manual also includes information on how to test and align the circuitry with only a multimeter and your ears. As a last resort, you can even align the radio entirely by ear.

Even though we do have access to the required equipment, we wanted to make sure that anyone could build and align the radio, so we did our alignment using the second method (multimeter and ears). We found that it was very easy to get the radio to work without any fancy equipment.

We kept ourselves busy for two nights building the radio kit, which makes it a good entertainment value. Its unusual PC board also makes it one of my favorite display items and an interesting conversation piece.

For more information on the AM/FM-108 kit, contact Elenco directly, or circle No. 119 on the Free Information Card.

## HOME FIRE SAFETY. ACT ON IT!



FOR FREE HOME FIRE SAFETY TIPS, WRITE:

United States Fire Administration

P.O. Box 70274

Washington, DC 20024





# The Four-Year Electronics Degree Program That Really Hits Home!

**Bring The Technology Home With A Bachelor Of Electronics Engineering Degree. No Hassles. No High Cost!**



*Now's the time to prepare for a profitable career.*

## We've lowered the cost of higher education.

It's true! You can earn a four-year Bachelor of Electronics Engineering Technology degree today ... and prepare yourself for a high-paying electronics career ... without quitting your job or ever leaving your home. Because World College, an affiliate of the Cleveland Institute of Electronics, offers you the total flexibility of independent study programs proven effective for people like you who truly want to succeed! World College independent study lessons help you build valuable skills

**Mail/Fax Today  
or Call  
1-800-696-7532**

step-by-step, and expert instructors are personally available to you with a toll-free call. What a way to earn an education!

## A world of opportunity.

Where is your career headed? With a four-year bachelor's degree from World College, you call the shots, choosing from incredible, high-paying opportunities in electronics, telecommunications, computer, electrical power, and many other growing fields.

World College gives you the skills, the knowledge, the power to take advantage of your best opportunity in electronics. And you can do it all at your own pace!

## Without leaving home.


World College continually works to provide its students with the most advanced education tools. From the latest equipment and reference books to breakthrough computer-simulated experiments, students are exposed to the latest technological advancements.

All the equipment, parts, and software you need are included in your affordable tuition, including more than 300 hands-on lab experiments you can complete in your home.

## Choose your own pace.

Earn your bachelor's degree on your time — and at your pace — because you pay tuition to World College only as you complete the upper-level semesters close to graduation. The faster you make it through, the less you pay. So you have an incentive to make your future happen quickly — yet the freedom to choose your own pace!

Send today for your FREE course catalog — and give yourself that future you've always wanted — with an electronics degree education from World College.



*Take charge of your future in electronics.*

## Four Powerful Reasons To Connect With World College Today:

- 1. Earn your four-year degree!**
- 2. Self-paced training!**
- 3. Independent study in your home!**
- 4. Expert instruction!**

## Give Me The Power!

Send me a FREE World College course catalog today!



(Please Print Neatly)

Name \_\_\_\_\_

Address \_\_\_\_\_

City \_\_\_\_\_

State, Zip \_\_\_\_\_

Phone (     ) \_\_\_\_\_

Age \_\_\_\_\_

**For faster service, call  
1-800-696-7532,  
or call  
1-804-464-4600.**

**Or fax this coupon to  
1-804-464-3687.**



Lake Shores Plaza  
5193 Drive, Suite 113  
Virginia Beach, VA 23455-2500



Affiliated with  
Cleveland Institute of Electronics

WAH14

# THINK TANK

By John J. Yacono,  
Technical Editor,  
Windows Magazine

## Some Shop Circuits

Last month I began a tutorial in basic electronics. I described electrons, nuclei, and the electrostatic force. This month I'll continue the discussion of that sub-microscopic world, and then we'll turn our attention to some circuits for the workbench. I hope the mix will make both experienced and beginning hobbyists happy.

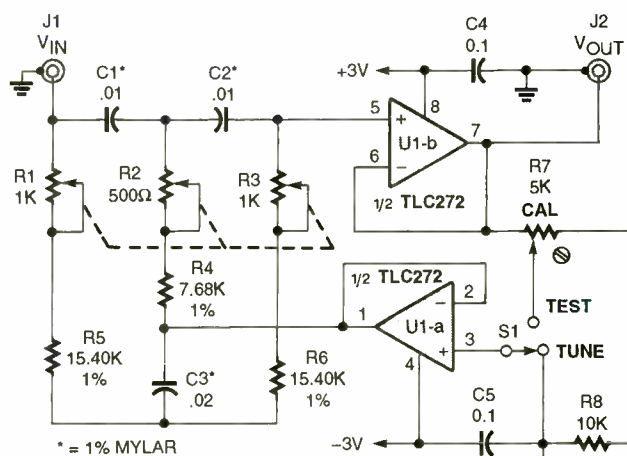


Fig. 1. Need a nice THD analyzer but haven't got thousands of dollars to spend? Try adding this to your multimeter and pocket the difference.

### CONDUCTORS AND CURRENT

As I mentioned last time, electrons orbit nuclei. More times than not, more than one electron orbits the same nucleus. How many depends on how positively charged a nucleus is. Elements we typically call metals have very positive nuclei, so they tend to have a large number of electrons. So many in fact, that the outer most ones are only loosely held in orbit. It doesn't take much energy for one electron to go wandering off unmissed.

Another property of met-

als is something called "metallic bonding" (which has nothing to do with atoms playing sports together). Atoms in a metallic bond share their outer electrons so that for every positive charge in the nucleus, there is a full complement of electrons in orbit at least part of the time. Generally, a metal atom will form metallic bonds with each of its neighbors. Effectively, that means that the outer electrons in a metal are fairly free to migrate from one atom to the next, and they do. If electrons can move freely through a substance, we can call it a "conductor."

Now let's say we take blocks of two different metals and metalically bond them together. If we dip the assembly in a puddle of the right acid, both will have a tendency to dissolve. That is, the nuclei of each will tend to move into the acid, leaving their outer electrons behind. That will continue until the acid becomes saturated with nuclei because (being all positively charged) they don't like being crowded together. Also, the electrons saturate the blocks, so the blocks become a more attractive place for the positively charged nuclei to stay than the acid.

Since the metals are dissimilar, one will have a greater tendency to move into the acid than the other. So the metal with the greater tendency to dissolve will start "pushing" the nuclei of the other metal (let's call it metal A) back onto the block forcing it to accept

some founding electrons. The electrons will migrate through both blocks toward the adoptive nuclei. The flow of electrons is called "current."

If we disconnect the two blocks from one another before all the nuclei of metal A are re-attached to the block, the assembly (sloppy as it is) could be called an "acid battery." Any conductor attached between the blocks will experience a flow of current (electrons). That flow can be made to do work, as we'll see next time.

We'll that's enough to absorb this time. Let's dissolve into some shop gear!

### THD ADAPTER

One of the most important criteria of audio-amplifier performance is the harmonic distortion it introduces to a signal. This simple circuit (see Fig. 1) lets you accurately measure the total harmonic distortion (THD) using your true-RMS voltmeter. All the parts are available from Mouser Electronics (800-346-6873).

This THD circuit is somewhat different from the usual types: it can operate at the standard frequency of 1000 Hz, but is also tunable from 970 Hz to 1030 Hz, and has an adjustable "Q" factor of 0.3 to over 50. That makes the circuit much easier to use than standard units and allows very accurate results. Op-amp U1, a TLC272 CMOS unit, contains the two voltage-followers required to buffer the input to the bootstrapped twin-T notch filter. The power supply is made of two CR2032 Lithium coin cells, and if you



want to maximize their shelf-life, you can substitute a TLC27M2 for U1.

Tuning is accomplished by R1, R2, and R3, which are standard linear-taper slide pots "ganged" together by mounting them side-by-side and gluing their sliders together. The only other important construction hint is to use twisted pair at the circuit's input and output.

To calibrate the circuit, input a 1.000-volt RMS signal at 2000 Hz, set S1 to TEST, and adjust R7 for a reading of 0.99-volts RMS on a true-RMS voltmeter at the output. That sets the Q of the filter so it can pass all of the harmonics, but reject the fundamental, or first harmonic, at 1000 Hz.

To use the circuit, set S1 to TUNE, input a 1000-Hz sine-wave signal to the amplifier under test, and set the amplifier's output for less than 1.50-volts RMS (1.000-volt RMS is convenient). Connect the amplifier's output to the THD Adapter and tune R1/R2/R3 for the lowest output signal. Then set S1 to TEST and read the RMS voltage. To calculate the percent THD use:

$$THD = (V_{out}/V_{in}) \times 100$$

—Skip Campisi, South Bound Brook, NJ

Of course if the input signal is 1-volt RMS, the reading at the output will be the THD as a decimal percent, so just shift the decimal point two places to the right. That's as simple as measuring THD can get!

You always seem to come out with the neatest stuff, Skip. Your circuits are usually easy to build and do interesting things. (Forgive me if I'm slow to include them in the column; that's one of the pitfalls of trying to compose a planned column.) In fact, this circuit I actually have a use for. We'll be quality-testing

computer sound cards where I work, so this one might end up in the test lab until we buy a manufactured unit.

### METER ADAPTER

I am enclosing a simple circuit that recently solved a problem for me. I had an appliance motor that would run for a few seconds, then trip the overload. I wanted to measure the current draw, to determine if the problem was in the motor, or an overload that tripped too soon. I did not have a clamp-type AC ammeter, and the current maximum for my digital meters is 10-amps AC. If the motor was bad, it would draw over 10 amps, as its rated current was 6.8 amps.

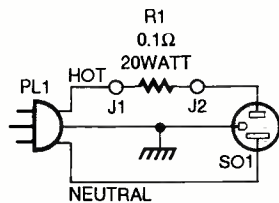


Fig. 2. Testing heavy-load devices with a ten-amp maximum meter can be accomplished with this straight-forward meter add-on. If done right, it could be made from a high-current extension cord.

As a solution, I came up with the enclosed circuit (see Fig. 2), which I put in a plastic project box. Jacks J1 and J2 are well-insulated pin units that accept my meter's probe tips. I did not have a 0.1-ohm 20-watt resistor, but I had two 0.2-ohm resistors, which I connected in parallel. Plugging the test leads from my digital VOM into the jacks, I read 1.4 volts AC during the few seconds before the overload tripped, indicating a current of 14 amps! The problem turned out to be sticking contacts on the starting relay for the motor.

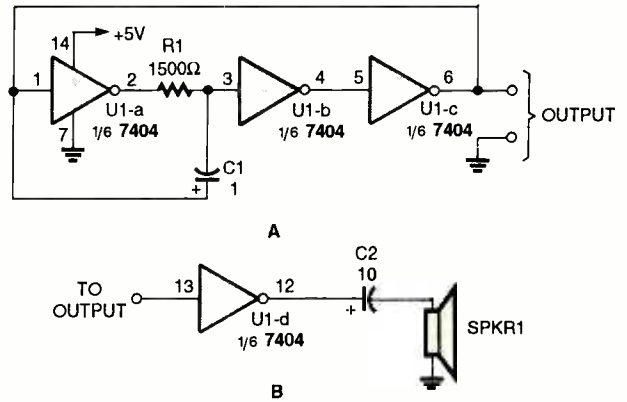


Fig. 3. Thought TTL-based audio oscillators would be impossible to build? Try the one shown in A, and if you need an annunciator, connect the circuit in B to its output.

—Bill Stiles, Hillsboro, MO  
Just a couple of weeks ago I was checking the current draw of an amplifier that had a discrete power supply. I naturally blew the meter's fuse during turn on, so I convinced myself the test wouldn't be too important. Well, now I want to add another amplifier to the set up and need to determine if the power supply can handle it. You can bet I'll be using your circuit to find out! Thanks.

### TTL AUDIO OSCILLATOR

Many inverting-type TTL integrated circuits will oscillate if three gates are cascaded, with the output of the third connected back to the input of the first. But the frequency will be high—many megahertz in fact—and attempts to use resistors and capacitors to slow it down to the audio range can prove frustrating for the experimenter who wants a simple audio-frequency source.

Using either a 7404 hex inverter or a 7400 quad 2-input NAND IC with the inputs of each gate tied together, the circuit of Fig. 3A seems to be nearly foolproof. The circuit will positively oscillate nicely at an audible frequency. You can change the resistor value to get the frequency you want, or use

a 2000-ohm potentiometer in place of the fixed resistor to vary the frequency from a low growl to beyond the highest audible pitch. If the capacitor used is an electrolytic type, keep tolerance in mind; its actual capacitance could vary by a considerable amount.

—C.C. Stalder, Waynesville, NC  
Short, sweet, and compact. If you use surface-mount parts and a potentiometer for R1, the whole circuit could be built on the back of the potentiometer. I like your optional output circuit in Fig. 3B as it doesn't require an extra IC.

### SHORT-CIRCUIT PROTECTOR

Do you need a short-circuit protector for your regulated-DC power supply? Well, the circuit in Fig. 4 is very versatile, inexpensive, and rugged. All the components are easy to get at any electronics-supply store. When S1 is pressed, the coil of K1 is energized, closing its normally open contacts. If the regulated DC input is between 1 and 24 volts, that voltage feeds the base of Q1 through R1, turning on the transistor and latching the relay. When that occurs, LED2 glows indicating that all is okay.

(Continued on page 91)

## special project

# READERS: TELL US WHAT YOU THINK ABOUT THIS ISSUE

**A**re you interested in helping us make this magazine as good for you as it can be? Then be one of the first to join the 1994 *Popular Electronics Reader Council*. Twice a year you'll be asked to complete a detailed questionnaire. It will tell us about the things in this magazine that are important to you and give us the information we need to make this your best possible reading.

If you would like to be considered for this special *Popular Electronics* project, take a few minutes to answer the questions on this page and return it to us.

While we cannot accept everyone, we will randomly select our participants, giving each one of you an equal chance of being selected.

Please mail the completed questionnaire no later than November 30, 1994, to:

**Total Recall Research Group  
Box 4079  
Farmingdale, NY 11735-9622**

Thank you, and I am looking forward to hearing from you!

*Larry Steckler,  
Editor-in-Chief*

1. **Where did you get this magazine?**  
Subscription  Newsstand
2. **Are you:**  
Male  Female
3. **How old are you:**  
I am \_\_\_\_\_ years old
- 4a. **Highest education achieved?**  
Attended technical school   
Graduated technical school   
Attended College   
Graduated College   
Earned PhD
- 4b. **Do you**  
Hold FCC license   
Hold other license, Certif.
5. **What is your total household income?**  
Total household income, before taxes is \$ \_\_\_\_\_
6. **Name the article in this issue that you liked the best.**  
\_\_\_\_\_
7. **Name the article in this issue that you liked the least.**  
\_\_\_\_\_
8. **Name the department or regular column in this issue that you liked the best.**  
\_\_\_\_\_
- 8a. **Name the department or regular column in this issue that you liked the least.**  
\_\_\_\_\_
9. **Do you earn your living working in the electronics industry?**  
Yes  No
10. **If you were the editor, would you make the articles:**  
More complex   
Simpler   
Longer   
Shorter   
More build it   
Less build it   
More how to   
Less how to
11. **What articles would you publish?**  
\_\_\_\_\_  
\_\_\_\_\_  
\_\_\_\_\_
12. **What new columns would you add?**  
\_\_\_\_\_  
\_\_\_\_\_  
\_\_\_\_\_
13. **What else would you change?**  
Use a separate sheet for your comments. Please give as much detail as possible.

**Name** \_\_\_\_\_  
**Address** \_\_\_\_\_  
**City** \_\_\_\_\_  
**State, Zip** \_\_\_\_\_




**T**est equipment can really take a huge bite out of the experimenters' budget. For example, a typical basic frequency counter can run anywhere from a hundred to several hundred dollars. However, with a little effort, you can put together a very inexpensive 7-digit, 50-MHz frequency counter, based on the new PIC16C5x series of microcontrollers manufactured by Microchip.

The microcontroller provides an auto-ranging, direct-display feature—i.e., the frequency is displayed with the actual suitable suffix (Hz, kHz or MHz) and with floating decimal point, instead of the old "number as an exponent" method. That makes for a substantial improvement in the readability of the displayed frequency. In addition, the gate time automatically changes from 0.1 second to 1 second at the low end of the frequency range to produce measurements with a resolution extending down to 1 Hz. All that is made possible using just a couple IC's and a couple transistors linked to a display module.

**About the Circuit.** A schematic diagram of the 50-MHz Frequency Counter is shown in Fig. 1. The signal in question is coupled through C1 to a resistor network comprised of R1 and R2, which is used to set the input impedance to greater than 1 megohm. Capacitor C2 improves signal gain at the higher frequencies, while D1 and D2 clip signals greater than 1-volt peak-to-peak (p-p). After that, the signal is applied to the gate of Q1 (an MPF102 N-channel JFET), which is configured as a common-source amplifier that is self-biased by its source resistor, R4.

The output of Q1 (taken from its drain) is direct-coupled to the base of Q2 (a 2N4403 PNP transistor), which is configured as a common-emitter amplifier and whose output is negatively fed back to the source of Q1 through Q2's collector resistor, R5. That negative feedback helps to flatten the frequency response throughout the 50-MHz bandwidth. A 500-ohm trimmer potentiometer (R3) sets the bias of both Q1 and Q2, while a decoupling capacitor (C4) further improves gain at the higher frequencies.

# Build A



## 50-MHz Frequency Counter

*Add this auto-ranging, digital, frequency counter to your troubleshooting arsenal!*

BY TERRY WEEDER

Note that this input-amplifying stage (Q1, Q2) is powered by 9 volts as opposed to the 5 volts used by the remaining circuitry. That allows the counter's front-end to have greater overall gain than would otherwise be possible. The circuit's sensitivity is about 100 mV rms at frequencies from 100 Hz to 2 MHz, decreasing to about 800 mV rms at 50 MHz.

The output of the Q1/Q2 amplifying stage is coupled through C5 to a Schmitt trigger NAND gate (U2), which, in turn, converts the signal to a 5-volt, square-wave signal that can then be processed by the microcontroller. A voltage-divider network (consisting of R6 and R7) holds the input level at pin 1 of U2-a to the midway point between its high and low triggering thresholds. The function of the four NAND gates in U2 will be explained in a moment.

**Microcontroller.** At the heart of the circuit is U1—a PIC16C54 EPROM-based 8-bit CMOS microcontroller manufactured by Microchip—which has one 8-bit I/O port and one 4-bit I/O port, whose pins can be individually configured as either inputs or outputs at different times during the execution of its program. The program is stored in 512 × 12 bits of internal EPROM. The chip also contains 32 × 8 bits of RAM that is used as a general-purpose register in the execution of its program.

An RTCC (Real Time Clock/Counter) input pin is available on the chip together with its own asynchronous ripple-counter/prescaler. The prescaler is completely independent of the microcontroller's operating speed and is what makes it possible to count the pulses of a signal being tested even though it may be at a much higher frequency than that of the microcontroller's clock.

The clock is set by a 4-MHz crystal (XTAL1), and trimmer capacitor (C12) is used for final calibration. The PIC16C5x's instruction time is equal to four clock pulses, so with a 4-MHz clock, one instruction is executed every microsecond. That makes it easy to get the exact gate times of 0.1 and 1 second.

The microcontroller starts the count of the test signal by driving bit 3 of port A (pin 2 of U1) high, which enables U2-a. In addition, that logic level is inverted by U2-d, and then applied to U2-c, which disables it (explained later). The output of U2-a passes through U2-b and is placed on the RTCC input (pin 3) of the microcontroller. The internal prescaler assigned to the RTCC pin counts the pulses and automatically increments the RTCC's main register every time the prescaler reaches a full count of 256. The microcontroller's program is designed to watch the RTCC register and increment an additional register every time the RTCC register rolls over. So, in effect you have three 8-bit PIC16C54 registers in which to store the count—the maximum count being 16,777,215, or over 167 MHz when using a 0.1-second gate. That's more than adequate for our 50-MHz counter.

The programming loop that the mi-

microcontroller goes into when performing the count function terminates after an exact, predetermined time that's equal to the gate time (0.1 or 1 second), after which, bit 3 of port A is driven low, preventing any additional input-signal pulses from being applied to U1 pin 3 (RTCC).

A flowchart of U1's operating program is shown in Fig. 2. Among other things, that chart shows which of the two gate times is used at any particular moment and which suffix is added to the end of the count when displayed.

After accumulating the count for the duration of the gate time, the RTCC's prescaler holds the least-significant 8 bits of that number. To retrieve that number, the microcontroller must toggle the RTCC input externally while keeping a count of the cycles required to force a rollover of the prescaler, which is detected by an increment of the main RTCC register. The actual number is then derived by using the two's complement.

As mentioned earlier, while the microcontroller was in the count mode, U2-c was disabled by the low-going output of U2-d. At the end of the gate time, however, bit 3 of port A was driven low, causing a high at the output of U2-d, which enables U2-c. The microcontroller can then toggle bit 2 of port A, passing that pulse through U2-c and U2-b to the RTCC input.

The count (representing the frequency of the signal under test) contained within the three 8-bit registers must now be converted to a binary-coded-decimal (BCD) number in order to be displayed. That is done via a complex subroutine that stores the results in seven different 8-bit registers, one for each digit in decimal notation. The most-significant four bits of each register is set to 3 hexadecimal, creating the actual ASCII equivalent, which can then be sent to the display module.

Note: For those who have the equipment and wish to program their own microcontroller, the source and

object code files for the PIC16C54 are available on the **Popular Electronics** bulletin board (516-293-2283). Alternatively, you can obtain a pre-programmed chip from the source mentioned in the Parts List.

**LCD Display Module.** The display (DISP1) is a DMC16117 1-line, 16-character LCD module. That unit, which accepts standard ASCII code equivalent on its 8-bit port, has a built-in controller and is designed to display both numbers and letters. Data, including the ASCII codes, are sent to the display via port B of U1. The first three bits of U1, port A, are used as control lines for the display (Data/Instruction, Read/Write, and Enable).

Writing a character to the display consists of first placing the 8-bit address (location for the character on the display) on port B, setting the correct status on the control lines, and strobing the enable line. Then the actual ASCII character code is placed on port B, and the process is repeat-

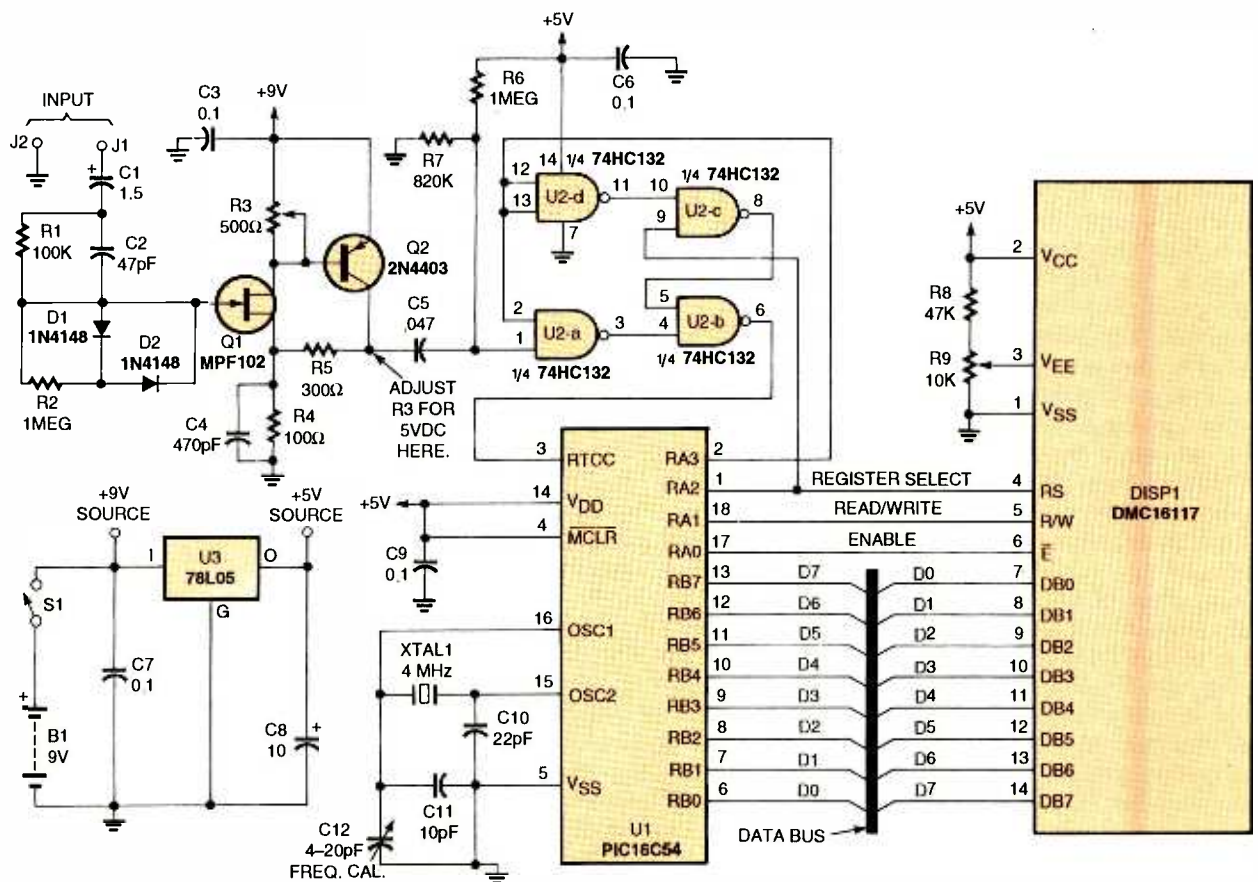


Fig. 1. The counter's input signal is amplified by Q1 and Q2, and clocked into U1 through its RTCC input where the count is accumulated. Then the 7-digit ASCII equivalent is sent to and displayed on the 16-character LCD (DISP1).



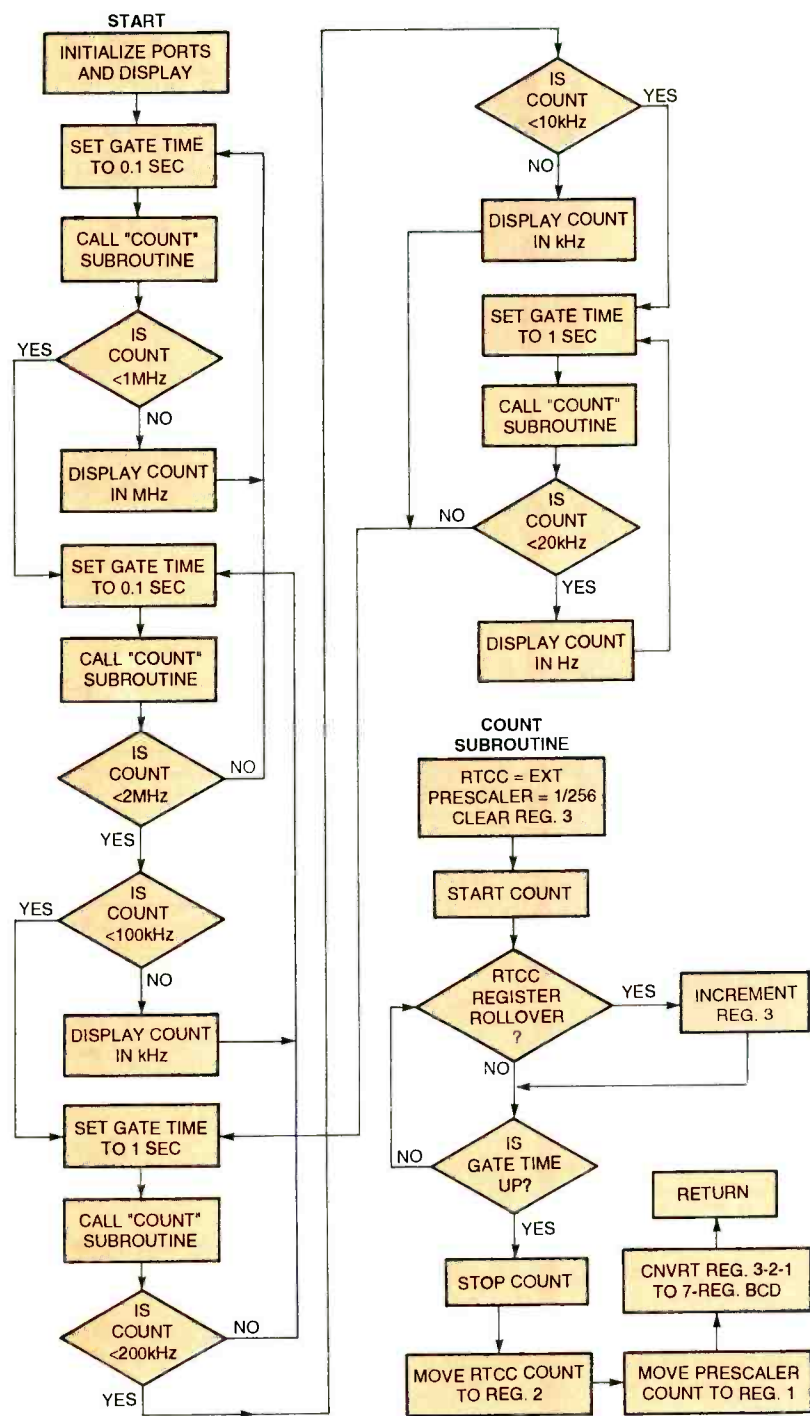


Fig. 2. This flowchart shows the operating program stored in the microcontroller (U1). Note the conditions that change the gate time and/or the suffix (Hz, kHz, or MHz).

ed. The microcontroller (U1) then changes port B to an input, setting the status lines to read the busy flag from DISP1, as U1 strobes the enable line until the busy flag indicates DISP1's internal operation has finished writing the character to the screen. That all takes less than 100  $\mu$ s.

Depending on the range of the

count (see Fig. 2) that was stored in U1's seven ASCII registers earlier, the count together with its appropriate suffix (Hz, kHz, or MHz) with the correct positioning of the decimal point are sent to the display module. Microcontroller U1 then jumps back to the beginning of the program and captures another frequency count.

**Construction.** The author's prototype unit was assembled on a double-sided printed-circuit board measuring about 2 $\frac{1}{8}$  by 1 $\frac{15}{16}$  inches. A full-size template of the foil side of the board is shown in Fig. 3, while the component side is shown in Fig. 4. If you wish, you can fabricate your own board using the artwork provided, or you can purchase a pre-fabricated board from the source mentioned in the Parts List.

After you've obtained all the necessary parts for the project, assemble the unit guided by the parts-placement diagram shown in Fig. 5. Note: Because the circuit may be used to test relatively high frequencies, it's recommended that you follow the layout procedures closely—especially where the input stage (Q1 and Q2) is concerned.

Start by mounting IC sockets for U1 and U2 on the component side of the board. Next, mount the resistors and the diodes, paying attention to the diodes' orientation. The trimmer potentiometers (R3 and R9) can be soldered in next along with the trimmer capacitor (C12). Avoid excessive heating when installing the trimmer capacitor. Install the rest of the capacitors, making sure that the polarized capacitors (C1 and C8) are properly oriented.

Follow that by mounting the regulator (U3) and the transistors (Q1 and Q2), again paying particular attention to their orientation. The crystal (XTAL1) should be mounted with a small gap between the bottom of its case and the circuit board. There is a chance that the crystal's metal case could short the circuit-board pads if it were pushed all the way down onto the board when soldering.

After soldering all the components to the board, carefully check for cold solder joints (indicated by dull blobs of solder) and solder bridges between pads and/or traces. Re-solder any areas that appear suspect.

Cut two pieces of 22-gauge, stranded, hookup wire to about 6 inches long and twist them together. Strip about  $\frac{1}{4}$  inch of the insulation from both ends of both wires. Then tin each end and use the wires to connect S1 to the appropriate circuit-board terminals. Solder a battery clip to the appropriate circuit pads, as indicated in Fig. 5 (with the red lead

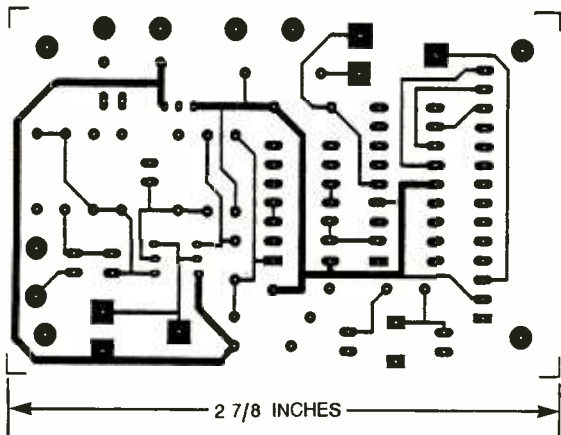


Fig. 3. The author's prototype was assembled on a double-sided printed circuit board, measuring about 2<sup>7</sup>/<sub>8</sub> by 1<sup>15</sup>/<sub>16</sub> inches. Shown here is a full-size template of the foil side of the board.

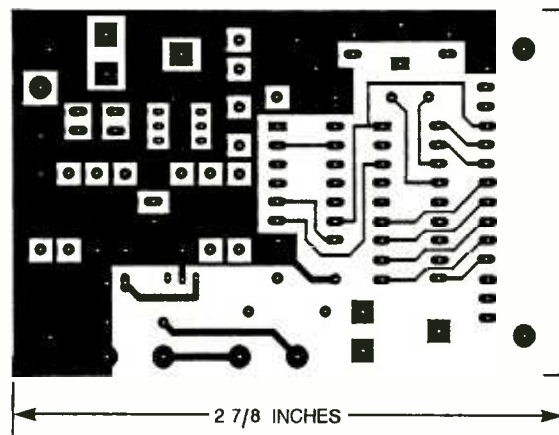


Fig. 4. The component side of the author's double-sided layout is shown here full size. You can fabricate your own board using the artwork provided, or you can purchase a pre-fabricated board from the source mentioned in the Parts List.

going to the "+" side and the black lead going to the "-" side).

In the author's prototype, the input to the circuit is handled by a couple of test leads soldered directly to the circuit board. For a test lead, a piece of shielded cable (such as Radio Shack's cat. no. 278-512) is ideal. Solder the cable's center conductor to the J1 position, and solder the shield to the J2 position. Tie a knot (which will be used as a strain relief) in the test lead about 4 inches from the board. There are a number of different clips that can be soldered to the end of your test lead. The author used an alligator clip on the shield, and a micro-hook clip on the center conductor.

A length of 14-conductor ribbon cable was used to connect the display (DISP1) to the circuit board; either 25-conductor ribbon cable (Radio Shack cat. no. 278-772) or a 36-conductor (cat. no. 278-774) will work fine. Simply peel off and discard the unused wires. Strip about 1/4 inch of insulation from each conductor, then tin and begin soldering the individual wires to the board and the display module. Pin 1 on the board is indicated by a rectangular pad as opposed to an oval one. Be sure to match that pad with the pad labeled "1" (V<sub>SS</sub>) on the display module.

The author's unit was housed in a 3- x 4- x 2-inch plastic enclosure (Digi-Key cat. no. SR232G-ND); however, any enclosure will do, provided it has the space for the circuit board, display, battery, and any part of the switch (S1) that protrudes into the enclosure. Avoid using metal stand-offs.

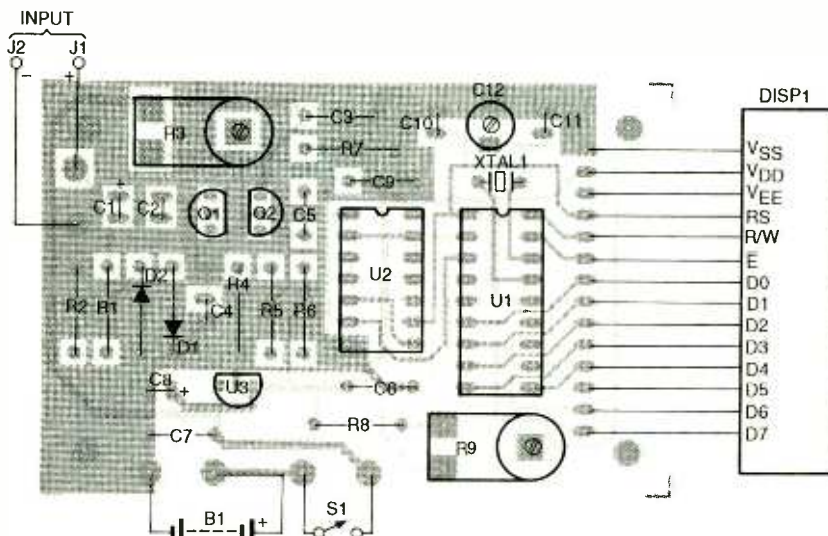


Fig. 5. Once you've obtained all the parts, assemble the unit guided by this parts-placement diagram.

They could short traces on the under side of the board to the ground plane on the top of the board. Cut a rectangular hole in the top of the enclosure for the display to show through and a hole below that for the switch.

Label the enclosure using dry-transfer lettering, and then cover the front-panel labeling with a thin coat of clear enamel for protection. Give the enamel plenty of time to dry, then mount and hook up the toggle switch. The display should be mounted to the inside of the enclosure and positioned so that all characters can be seen through the rectangular opening in the case. The author used RTV silicon adhesive to hold the display in place. Finish by cutting a slot in the back of the bottom half of the en-

closure for the test lead to exit; then mount the board in its enclosure.

**Testing.** Before installing the U1 and U2, connect a fresh 9-volt alkaline battery to the circuit, turn on S1, and check for 5-volts at pins 4 and 14 of U1, and pin 14 of U2. If there is no voltage at those points, try the opposite position of S1. If there is still no reading, check the orientation of U3 (the regulator) and C8. If the voltage is less than 4.5 volts and U3 begins to heat up, remove power and check for a short (such as a solder bridge) somewhere on the board; be sure to check both the top (the component side) and bottom (the foil side) of the board.

(Continued on page 94)



**G**enuine radio enthusiasts often daydream about sophisticated and costly test equipment like wideband oscilloscopes or professional-quality spectrum analyzers. Perhaps you can afford such equipment, then again maybe you can not. Fortunately, the average radio hobbyist rarely if ever needs such equipment for his/her radio activity. As to the test gear most often used by radio hobbyists, much of it is relatively inexpensive to buy or build. One such instrument is the *Gate-Dip Meter* described in this article. But what is a Gate-Dip Meter?


**A Little Background.** The Gate-Dip Meter is a MOSFET version of the tried-and-true grid-dip meter (also known as a GDM)—a simple circuit built around a triode tube that was once extremely popular among radio amateurs and experimenters. Basically, a GDM is a very stable RF oscillator that can be tuned over a wide range of frequencies, usually by means of a series of interchangeable tuning coils. The tuning coils were connected to the GDM through a plug in the top of its enclosure (as shown in Fig. 1A), which also allows the coils to easily be coupled to external circuits.

Figure 1B shows a simple block diagram of the GDM's basic subassemblies. Note: the connected interchangeable tuning coil is part of the RF oscillator. The RF output of the oscillator is fed to a diode detector that, in turn, is used to drive a meter through a DC amplifier stage (not shown).

When the oscillator is working, and the coil is not coupled to an external circuit, the oscillator generates an RF signal whose total energy is applied to the diode, producing a maximum reading on the meter. However, if the tuning coil is brought near a tuned circuit that is resonating at the exact same frequency as the oscillator, it absorbs a good portion of the RF signal, making the meter reading fall (dip) almost to zero (see Fig. 1C). The frequency at which the dip occurs (which is the resonant frequency of external tuned circuit) can then easily be determined using a digital frequency meter or a radio receiver.

A GDM can also be used to measure the resonant frequency of an antenna by simply coupling the GDM's tuning coil to the coaxial feed line

## BUILD A



## “GATE-DIP” METER

*Check the resonant frequency of tuned circuits and antennas, or use it as an RF-generator or an absorption wavemeter!*

BY FABIO VERONESE

using an insulated wire, as illustrated in Fig. 1D. Because a GDM contains a variable-frequency oscillator (VFO), it can be used as an RF signal generator, or as a local oscillator for simple conversion receivers, or whenever a stable RF signal is needed.

In most GDM circuits, the oscillator can be temporarily shut down and the GDM's tuned circuit connected directly to its detector stage, allowing the GDM to be used as an

absorption wavemeter or a field-strength meter.

**Circuit Description.** A schematic diagram of the Gate-Dip Meter is shown in Fig. 2. At the heart of the circuit is a Colpitts oscillator that is built around Q1 (an ECG222 dual-gate MOSFET). The Colpitts oscillating frequency is determined by the circuit's tuning section, which is comprised of C1 (the tuning capacitor), C2, and C3 in conjunction with the interchangeable coils (designated L1 in Fig. 2). The tuning-section components are connected to gate 1 of Q1 through C4. AC feedback for the oscillator is applied to the junction of C2/C3 (which are in parallel with C1 and L1). From the C2/C3 junction, the feedback signal travels through C4, returning to gate 1 of Q1.

Potentiometer R3 is used to vary the DC bias applied to gate 2 of Q1, allowing the frequencies of oscillation to be set over a wide range. Resistor R5 serves as a load for the drain of Q1, which is RF-bypassed via C6. When S1 is in the DET position, the drain of Q1 is isolated from the positive supply. That switches off the oscillator and directly connects the gate-1 tuning circuit (L1 and C1) to the detector.

The DC content of the RF signal generated by the oscillator, appearing at the source of Q1, is shunted to ground via L2. The remaining RF signal component of the output then divides along two paths. In one path, a small amount of the output signal is fed through C8 to J1, where it can be applied to a digital frequency counter. In the other path, the RF signal is applied to D1, a Germanium diode that serves as the detector. The output of D1 is filtered by C7, and then used to drive a common-base amplifier (comprised of Q2), which, in turn, controls the amount of current through M1. Potentiometer R8 allows M1 to be adjusted for a full-scale reading on all frequency ranges.

**Building the Gate-dip Meter.** The GDM's layout requirements are non-critical and the circuit could be built on a small section of perfboard. If you decide to go that route, however, be sure that the oscillator leads are kept as short and direct as possible. The author's prototype, on the other hand, was assembled on a small printed-

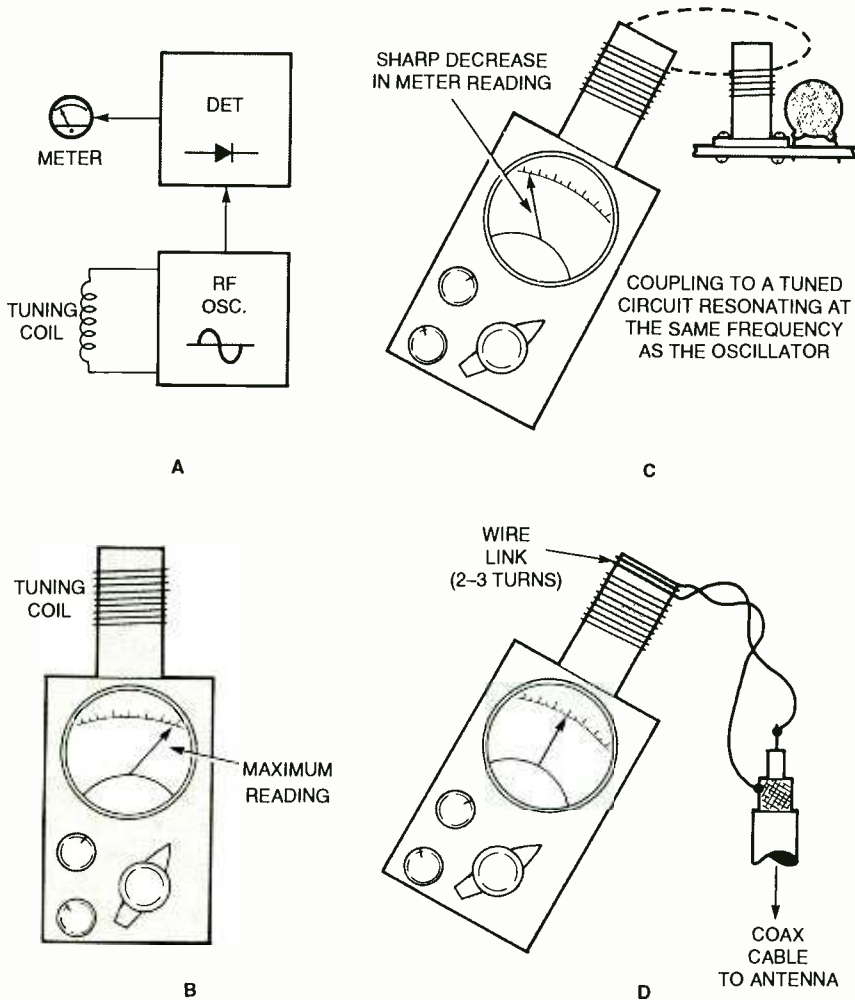


Fig. 1. The typical dip meter is comprised of a tuning coil, RF oscillator, a detector, and a meter as shown in A. When the meter's tuning coil is in free space, the meter gives a full-scale reading (B). When the coil is coupled to a tuned circuit resonating at the same frequency as the GDM, the reading dips (C). The GDM's tuning coil can be coupled to the coaxial feed line of an antenna through a few (perhaps 2-3) turns of wire, and used to determine the antenna's resonant frequency (D).

TABLE 1—COIL WINDING DATA

Band (MHz)	Turns	Wire Size/Type
3.5 6.5	45	32-enameled
6.5 11	32	26-enameled
11 19	14	20-enameled
15 24	10	20-enameled
21 36	7	insulated connection wire
32 56	4	insulated connection wire
60 110	U-shaped*	16 enameled

\*1.8-inches long

circuit board, measuring about  $1\frac{7}{8} \times 3\frac{3}{16}$  inches. A template for that printed-circuit layout is shown in Fig. 3.

After etching the board and obtaining the necessary parts (see the Parts List), begin construction using Fig. 4 as a guide. It's recommended that construction begin with the small, non-polarized parts (fixed resistors and ceramic capacitors). Once that is

done, install L2, D1, and Q2, making sure that they are correctly oriented. Following that, install Q1.

Installing the variable capacitor (C1) on the board may require a little ingenuity, since the physical dimensions and structure of such units vary widely from one manufacturer to another. Because of that, extra room has been provided on the board for C1.

## PARTS LIST FOR THE GATE-DIP METER

### SEMICONDUCTORS

- Q1—ECG222, 40673, BF961, or 3N204 dual-gate, N-channel, enhancement MOSFET  
 Q2—2N2222, 2N2904, or BC548 general-purpose NPN silicon transistor  
 D1—AA117 (or any other) germanium diode

### RESISTORS

(All fixed resistors are  $\frac{1}{4}$ -watt, 5% units.)

- R1—220,000-ohm  
 R2—27,000-ohm  
 R3—47,000-ohm linear potentiometer  
 R4—39,000-ohm  
 R5—270-ohm  
 R6—56,000-ohm  
 R7—1000-ohm  
 R8—4700-ohm linear potentiometer  
 R9—12,000-ohm

### CAPACITORS

- C1—50-pF, air-variable tuning  
 C2—12-pF, ceramic-disc  
 C3—47-pF, ceramic-disc  
 C4—8.2-pF, ceramic-disc  
 C5—0.01- $\mu$ F, ceramic-disc  
 C6—0.0047- $\mu$ F, ceramic-disc  
 C7—0.0033- $\mu$ F, ceramic-disc  
 C8—10-pF, ceramic-disc  
 C9—0.1- $\mu$ F, ceramic-disc

### ADDITIONAL PARTS AND MATERIALS

- L1—See text  
 L2—100- $\mu$ H, RF choke  
 M1—1-mA panel-mount milliammeter  
 S1—SPDT toggle switch  
 J1—Panel mount BNC connector (see text)

Printed-circuit materials, metal enclosure, knobs,  $\frac{1}{2}$ -inch plastic tubing, plugs and panel-mount jack, enamelled wire, 9-12-volt power source, wire, solder, hardware, etc.

The chassis of C1 should be electrically connected to the large grounding area of the printed circuit by a couple of screws, which will also block it in place on the board. Once C1 is mounted to the board, connect the stator lug of C1 to the point indicated on board using a very short length of bare-copper wire.

Afterward, connect all off-board components to the points shown in Fig. 4 using 3- to 4-inch lengths of insu-



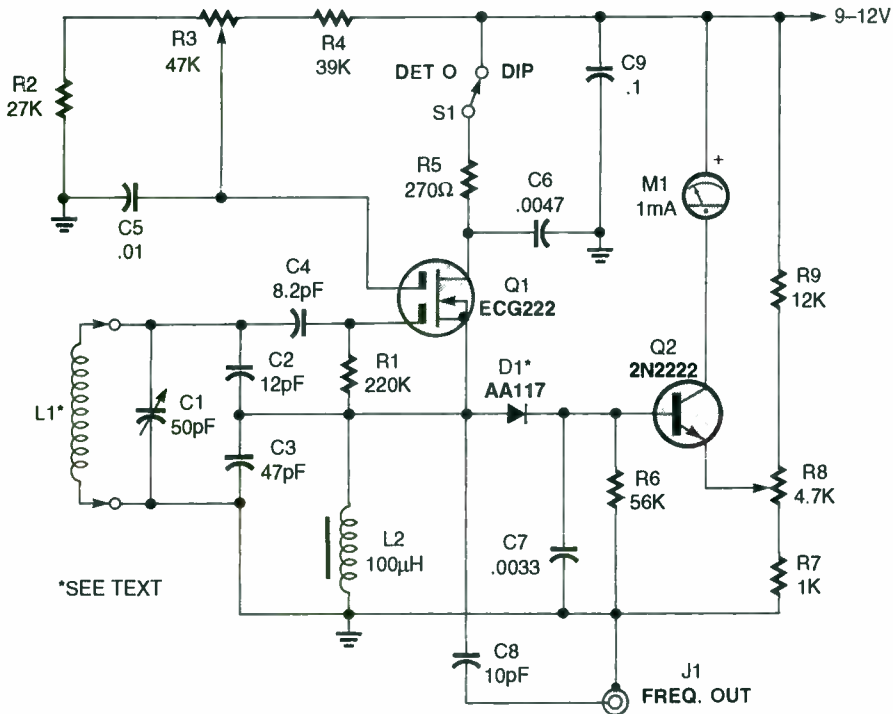


Fig. 2. The Gate-Dip Meter (a variation of its tube predecessor) is built around a dual-gate MOSFET (Q1) which is configured as a Colpitts oscillator.

inch long cylinders made of 1/2-inch diameter plastic tubing. Table 1 gives the winding data for the complete set of seven coils used in the author's prototype.

Before winding your coils, consider the type of plug that will be connected to the coil leads to allow for easy coil swapping; the type used is up to the builder. Just remember that the plug that is used for the coils must mate with the jack that will be installed on the top of the project's enclosure. When all the coils have been wound, solder the leads of each of them to the lugs of a suitable plug, then secure the windings in place at the bottom of the coil form using epoxy. Once the coils are complete (plugs and all), prepare the enclosure that will house your GDM.

The GDM should be housed in a metal enclosure to prevent the RF generated by the oscillator from leaking out and raising havoc with other nearby devices. Provisions will have to be made in the enclosure for R3, R8,

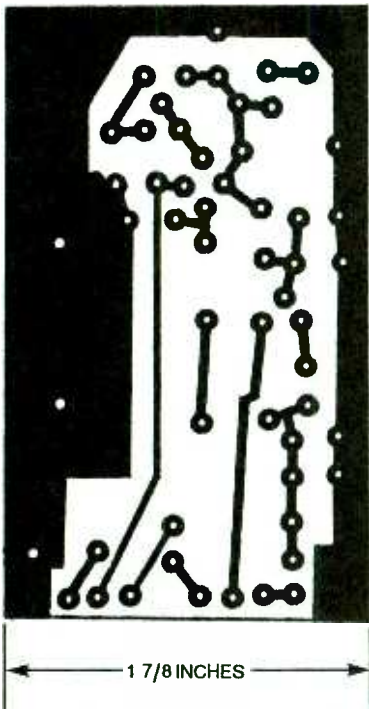


Fig. 3. The author's prototype of the Gate-Dip Meter was assembled on a small printed-circuit board, measuring about 1 7/8 × 3 3/16 inches.

lated wire. Once that is done, momentarily set the board to one side, and get ready to wind the coils.

**Winding the Coils.** For his unit, the

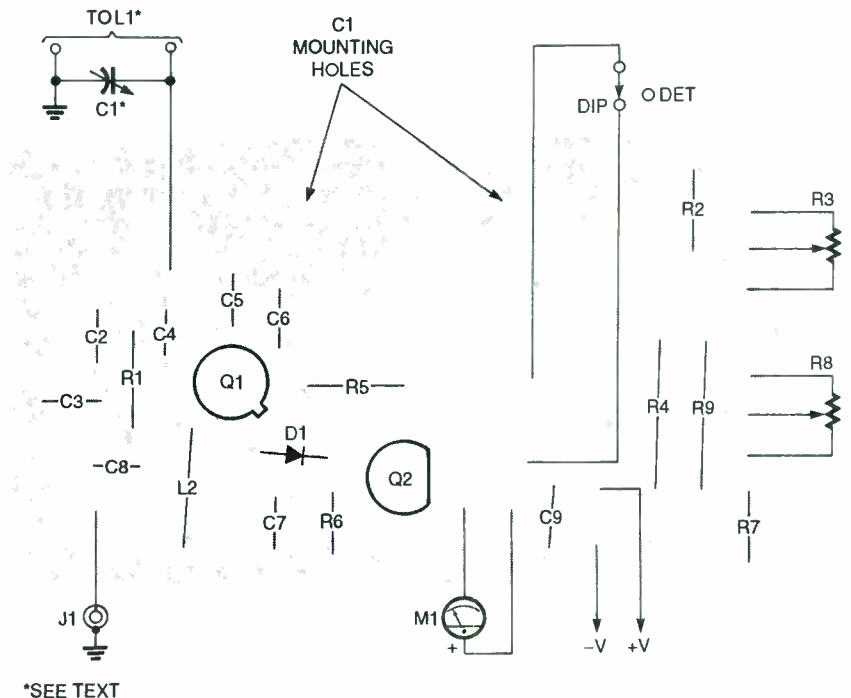



Fig. 4. Begin construction by installing the fixed resistors and ceramic capacitors, followed by the RF choke and semiconductors. Take special care to avoiding overheating Q1.

author wound a set of seven interchangeable coils, allowing the GDM to be tuned from approximately 3.5 to 110 MHz. All of the coils—except for one (the 60–110-MHz coil, which is self-supporting)—were wound on 2 1/2-

C1, J1, S1, and M1; and don't forget to make an appropriate-sized hole for the coil jack that you select. Once all the openings have been made, mount the off-board components (Continued on page 92)

# Building Stable



# RF Oscillators

*Learn how to ensure the stability of your signal-generating circuits with these easy-to-apply design techniques.*

BY JOSEPH J. CARR

**R**adio-frequency-oscillator stability is always important in radio circuits. In both CW and (especially) single-sideband circuits, it is down-right critical. Frequency stability is one of the principal specifications that defines the quality of radio receivers and transmitters, as well as signal generators and other RF devices.

Frequency stability generally refers to freedom from frequency changes (or drift) over a relatively short period of time (e.g., from a few seconds to dozens of minutes). That problem is different from drift due to component aging, which takes place over relatively long periods of time (say a hertz per year).

Several factors can upset oscillator stability. We'll review them in this article along with guidelines for reducing their effects. If the guidelines are followed, it will result in stable oscillator operation. For the most part, the information provided applies to both crystal oscillators and LC-tuned oscillators, such as variable-frequency oscillators, or VFO's. When that is not the case, the oscillator type will be indicated in the text.

**Temperature.** Excessive temperatures and temperature variation have a tremendous effect on oscillator stability, so an oscillator should be con-

structed to prevent temperature variation. At one time, it was common practice to use a constant-temperature oven for crystal oscillators. The oven kept the piezoelectric resonator at a constant temperature of 75 or 80°C. I've only seen one, now very obsolete, piece of equipment that housed an LC VFO resonating circuit in an oven environment. In some equipment today, the internal temperature is allowed to build up to a certain level and then remain stable as long as there are no air currents circulating through it, achieving an oven-like effect. In your own designs, just avoid locating an oscillator circuit near any source of heat within equipment. In other words, keep it away from power transistors, IC's, rectifiers, lamps, etc.

If you have preassembled equipment suffering from heat-induced drift, you can insulate its oscillator. There was one tube-type ham SSB-transceiver kit (not a Heathkit by the way) that drifted terribly because the VFO circuit was located only two inches or so from the IF-amplifier's vacuum tubes. (The heat involved was tremendous.) Using a bit of insulation to cover the VFO housing noticeably reduced the drift of that rig. In fact, I saw more than a few radios come into a shop where I once worked that had 1/4-inch sheets of Styrofoam glued

over all surfaces of the VFO housing (see Fig. 1). In those days, the "Styrofoam job" was nearly always a mess because only salvaged coffee cups and 3/4-inch builder's Styrofoam were easily available.

Today, however, art-supply stores sell a kind of posterboard that makes the job really neat and easy. The poster board is glued to a backing of Styrofoam to give it support. It is easy to cut using a hobby or razor knife (I used a scalpel in some experiments). You just cut the pieces to size and glue them to the metal surface of the oscillator cabinet using any cement that will cause metal and paper to adhere to one another.

Also, operate the oscillator at as low a power level as can be tolerated to prevent self-heating of the main active device and its associated components. It is generally agreed that a power level on the order of 10 mW is sufficient. If more power is needed, then a buffer amplifier can be used (which is a good idea for other reasons that we'll discuss shortly).

**Oscillator Operation.** In general, VFO's should not be operated at frequencies above about 12 MHz. Above that, it is better to heterodyne a lower frequency VFO against a crystal oscillator to produce the needed frequency. For example, to make a 20-



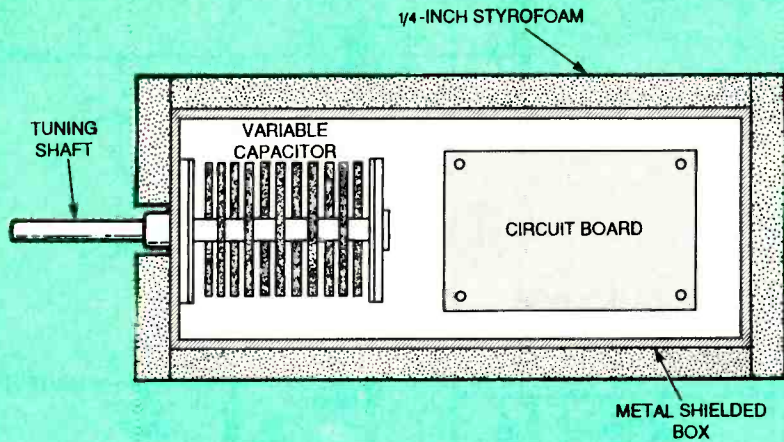


Fig. 1. A VFO should be thermally isolated by using insulation around the shielded enclosure housing the oscillator circuitry.

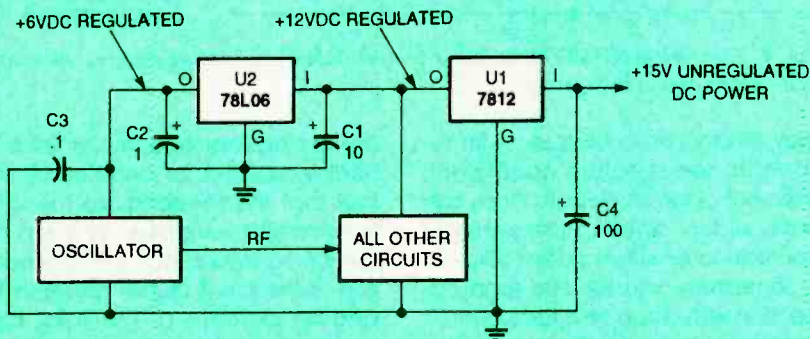


Fig. 2. A DC power-distribution system for a stable oscillator should use a separate voltage regulator just for the oscillator circuit.

meter VFO, you could beat a 5- to 5.5-MHz VFO against a 9-MHz crystal to get 14- to 14.5-MHz operation.

Also, allow just enough feedback in the oscillator to quickly start it when turned on (or keyed in the case of a CW transmitter), but not so much as to "pull" the frequency when the load impedance changes. In some designs, that is accomplished by placing a 2- to 3-pF NPO ceramic-disc capacitor between the LC tank and the gate or base of the active device. It lightly loads the tuned circuit to prevent drift. However, for best stability in your own designs, use a 2-12-pF air-dielectric trimmer capacitor and adjust it for the minimum value that ensures good starting and frequency stability under varying load conditions.

A buffer amplifier, even if it is a unity-gain emitter follower, is also highly recommended. It will permit building up the oscillator signal power, if that is needed, without loading the oscillator, and isolates the oscillator from variations in the output load.

### The Power Supply.

Power-supply

voltage variations have a tendency to frequency-modulate the oscillator signal. Because dynamic circuit conditions often result in a momentary transient drop in the supply voltage, and because line-voltage variations can cause both transient drops and peaks, it is a good idea to use a voltage-regulated DC power supply for the oscillator.

It is also a very good idea to use a voltage regulator to serve only the oscillator, even if a voltage regulator is already present for the other circuits (see Fig. 2). Although this double-regulator approach may have been a significant cost burden in times long ago, it is now reasonable to do. For most low-powered oscillators, a simple low-power "L-series" (e.g., 78L06) three-terminal voltage regulator is sufficient (see U2 in Fig. 2) as they can provide up to 100 mA of current.

Capacitors on both the input and output sides of the voltage regulator (C1 and C2 in Fig. 2) add further protection from noise and transients. The values of those capacitors should be selected according to the amount of

current drawn. The idea is to have a local supply of "stored" current to temporarily handle sudden demand changes or to allow time for a transient to pass.

A requirement for varactor-based oscillator circuits is a clean, noise free, separately regulated DC power supply for the tuning voltage itself. In most cases, one can use a low-powered three-terminal IC fixed-voltage regulator for that purpose, or alternatively an LM317 programmed for the specific voltage.

**Inductors.** The frequency-setting components of an oscillator can also affect its stability. For that reason, inductors should be rigidly mounted to prevent vibration. While that requirement means different things for different coil styles, it is nonetheless important.

Air-core coils are generally superior to those with either ferrite or powdered-iron cores because the magnetic properties of an air core are hardly affected by temperature variation. Of all the coils with material cores, slug-tuned units are said to be best because they can be operated with only a small amount of the core inside the coil windings, reducing the vulnerability to temperature effects. Still, toroidal cores have a certain endearing charm, and can be used wherever the ambient temperature is relatively constant. The type-SF material is said to be the best in this regard, and it is easily available as Amidon Associates (P.O. Box 956, Torrance, CA 90508) type-6 material.

One source recommends tightly winding the coil wire onto the toroidal core, and then annealing the assembly. That means placing it in boiling

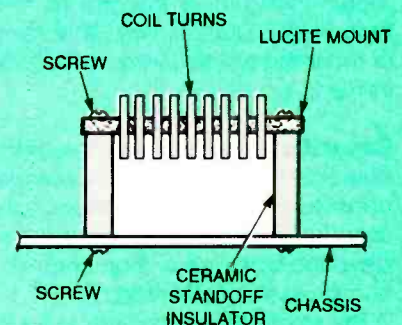


Fig. 3. This is an example mounting for Barker and Williamson Pi-Dux coils used in VFO circuits. Note how stable it looks.



water for several minutes, and then allowing it to cool in ambient air while sitting on an insulated pad. I haven't personally tried it, but the source did and reported remarkable freedom from inductor-caused thermal drift.

For most applications, especially where the temperature is relatively stable, a coil with a core can be wound using enameled wire (No. 20 to No. 32 wire is usually specified), but for best stability it is recommended that Litz wire be used. Although a bit hard to get in small quantities, Litz wire offers superior performance over relatively wide changes in temperature. Be aware that this nickel-based wire is difficult to solder properly, so be prepared for a bit of frustration.

For air-core coils, use No. 22 or larger bare wire. It is probably best to use the Barker & Williamson (10 Canal Street, Bristol, PA, 19007; Tel. 215-788-5581) pre-wound air-core coils for that. They make a wide range of air-core inductors under the Airdux, Miniductor, and Pi-Dux brand names. The Pi-Dux coils are especially suited to use in VFOs—even though intended for transmitter pi-network applications because they have an easy-to-use plastic mounting plate.

Recently I bought a length of their type-816A Pi-Dux product for a VFO circuit. It is 3 $\frac{3}{16}$  inches long, and has sixteen turns-per-inch (16 tpi) of No. 18 AWG bare wire on a one-inch diameter form. The total inductance is about 17  $\mu$ H, so with taps it can be used to accommodate almost any frequency within the HF spectrum. Figure 3 shows how the Pi-Dux coil was mounted in my project. A pair of one-inch insulated stand-offs provided adequate clearance for the coil, and held it rigidly to the chassis. The Lucite mount, shown in Fig. 3, is integral to the type-816A Pi-Dux coil. Any other form of mounting will also work, as long as it's rigid.

**Capacitors.** Since solid dielectrics cause drift with age and temperature changes, the trimmer capacitors used in an oscillator should be air-dielectric types rather than ceramic or mica-dielectric trimmers.

The small fixed capacitors used in an oscillator should be either NPO ceramic discs (i.e., zero temperature coefficient), or polystyrene types. Silvered-mica units can also be used but

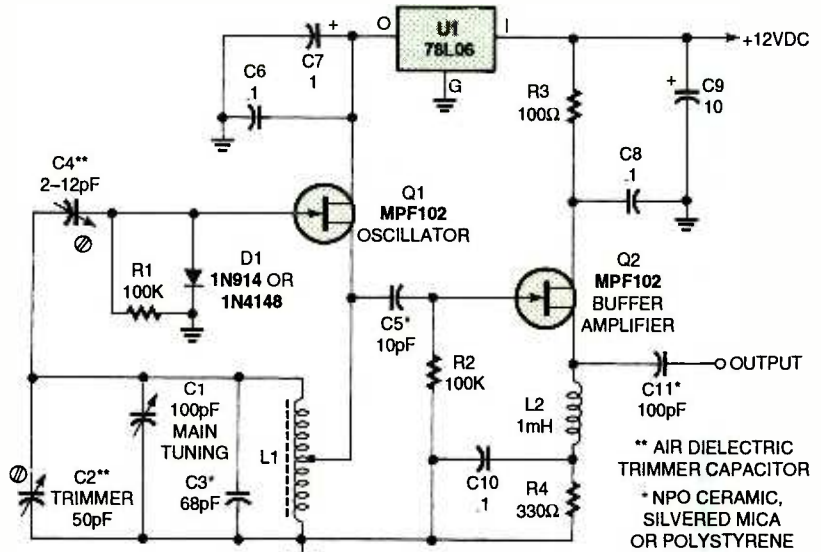


Fig. 4. This typical HF VFO circuit has several stability-enhancing features, including well-chosen capacitor types.

they tend to be a bit quirky with respect to temperature coefficient; even out of the same batch they can have widely differing temperature coefficients on either side of zero.

Sometimes, you will find fixed capacitors with a non-zero temperature coefficient in an oscillator's frequency-determining circuit. They are used to make temperature-compensated oscillators. The temperature coefficients of the capacitors are selected to create a counter drift that cancels out the natural drift of the circuit.

The variable main-tuning air capacitor should be an old-fashioned double-bearing type (i.e., with a bearing surface on each end-plate) made with either brass or iron stator and rotor plates (not aluminum). The capacitor should be rugged. If possible, use surplus military-grade VFO capacitors for that. An excellent choice, where still available, are the tuning capacitors from the World War II AN/ARC-5 series of airborne transmitters and receivers.

Today, voltage-variable-capacitance diodes (varactors) are often used instead of mechanical main tuning capacitors. In such cases, it becomes critical to control the temperature of the oscillator's environment. It seems that temperature variations will result in changes in the diode's PN-junction capacitance, and that contributes much to thermal drift.

**An Example.** Figure 4 shows a sample VFO circuit with several stability-

enhancing features. This circuit is a Hartley oscillator, as identified by the fact that the feedback to the JFET transistor (Q1) is supplied by a tap on the tuning inductance (L1). The position of the tap is usually between 10 and 35 percent of the total coil length. The exact position is sometimes a trade-off between stability and power output. Always opt for the stability unless it is absolutely impossible to provide a power boost (as needed) with a buffer amplifier. A buffer/amplifier is included in the Fig. 4 circuit, and it provides two basic functions: it boosts the low output power from the oscillator to a higher level, and it isolates the oscillator from changing load impedances.

The capacitors in Fig. 4 are selected according to the criteria discussed above. The main tuning capacitor (C1) is a 100-pF air-dielectric variable unit of heavy-duty double-bearing construction. The trimmer (C2) is used to set the exact frequency, especially when using a dial that must be calibrated. Note several of the fixed capacitors are indicated as NPO ceramic-disc, polystyrene, or silvered-mica (in order of preference).

Note also that there is a voltage regulator that serves the oscillator, but not the buffer amplifier packages, and generate very little heat. Nonetheless, it is still a good idea to mount the regulator (U1) away from the actual oscillator circuit.

The small trimmer capacitors (C2  
(Continued on page 92)



# Take control of your future with electronics training from CIE.

## Learn in your own home, at your own pace.

With training from CIE, you could be working at the job you want, earning the money you deserve. CIE lets you learn electronics right in your own home, at your own speed. You can complete your CIE coursework while you're still at your current job. You can complete it as fast or as slowly as you choose. And the faster you finish, the more CIE can help you save money.

## Take your place on the Information Superhighway.

CIE training or a CIE degree will qualify you to be part of one of the hottest, fastest-growing fields around — electronics. And you'll play a major role in keeping the nation's much-discussed Information Superhighway up to speed and running smoothly.

## Learn from the world leader in home-study electronics.

At CIE, we teach electronics, and nothing but electronics. We're not only the biggest home-study electronics school, but also the best. And why not? We've been teaching it for 60 years. We've graduated more than 150,000 people from over 70 countries. And we're fully accredited. That's why employers and CIE graduates alike know the value of electronics training from CIE.

## Concentrate on your own area of interest.

CIE gives you 12 courses and a proven degree program to choose from. CIE training qualifies you for work in broadcast engineering, communications systems, digital logic and systems training, automotive electronics, computer maintenance, microprocessor technology, and much



*Learn electronics from the world leader, right in your own home.*

more. In fact, CIE pioneered the very first Electronic Laboratory course and the first Microprocessor course.

Even if you're not sure what you'd like to specialize in, we can get you started on the basics. And once you've successfully completed one CIE course, you can apply academic credits and tuition credits to any new CIE courses you take. Each and every CIE course counts toward earning your degree.

## A patented method of personalized instruction.

Through CIE's exclusive AUTO-PROGRAMMED® teaching method, your instructors give you prerecorded, easy-to-follow, step-by-step instructions. Some courses are geared toward beginners and some toward professionals already familiar with the electronics field.

No matter which course you take, you'll have everything you need to learn on your own at home: lesson guides, books, even lab equipment. All materials you can use at your current job or keep for your new job after you've earned your degree.

*And if you ever need any help at all, just call your instructor toll-free.*

## What are you waiting for?

Isn't it time you joined one of the fastest-growing professions around? Isn't it time you earned a salary well above the national average? ***Then now's the time to find out more about CIE.***

## Contact CIE today for more information.

Call us toll-free at 1-800-243-6446, or call 216-781-9400. You may also fill out the attached postage-paid card or the coupon below and drop it in the mail, or fax it to CIE at 216-781-0331. We'll send you our FREE 40-page CIE home study course catalog with details on CIE courses and the CIE associate's degree.

## Take Control Of Your Future.

Send me a FREE CIE course catalog and details on a CIE associate's degree.

(Please Print Neatly)

Name \_\_\_\_\_

Address \_\_\_\_\_

City \_\_\_\_\_

State, Zip \_\_\_\_\_

Phone (     ) \_\_\_\_\_

Age \_\_\_\_\_



1776 East 17th Street • Cleveland, Ohio 44114  
**A School of Thousands. A Class of One.**  
Since 1934.

AH59

# AN INTRODUCTION TO SCHEMATIC SYMBOLS

*Schematic symbols are a form of electronic shorthand; once you've uncovered their meaning, analyzing a schematic diagram is no more difficult than reading text!*

BY ROBERT A. YOUNG

**A**nyone entering the electronics field, whether for fun or for profit, is immediately overwhelmed with the many symbols used in schematic diagrams (sort of an electronics blueprint). But it doesn't end there; once you are able to recognize individual symbols, you must further dedicate yourself to understanding how the various components interact within a given circuit. The ability to analyze a circuit through a knowledge of the operation of its components will greatly enhance your ability to troubleshoot and repair most electronics equipment.

The aim of this article is to familiarize you with the more-common symbols that you are likely to encounter in both hobby- and commercial-grade electronics circuits.

**Starting From Scratch.** Figure 1 shows many of the schematic symbols that you are likely to encounter in an electronics diagram (they are not the only ones, but merely the more common ones). The symbols shown are standard for this publication.

The component symbols are broken down into families: some families can be broken down into subsets; the transistor family, for instance, consists of bipolar, FET, and MOSFET types. Regardless of the breakdown of the individual families, each member of that family is capable of performing essentially the same functions. For example, transistors are commonly used in amplifiers or buffer applications, but can also be used as electronic switches.

Another example is the optoelectronics family: optoisolators/couplers are often used as isolation-type interfaces between two dis-

similar circuits (analog and digital, in many cases). However, a light-emitting diode (LED) paired with a photodiode or phototransistor, for instance, might be used to perform the same function as an optocoupler.

While different members of a given family may perform a particular function, they often do it in slightly different ways. To illustrate, take the switch family: compare the toggle switches to the relay switches. If you were to compare the action of a single-pole, single-throw (SPST) toggle switch to a reed relay, you'd find that they perform the same function: the former manually and the latter electrically. And if you compare the operation of a single-pole double-throw (SPDT) toggle switch to that of the relay pictured in the switch section of Fig. 1, you'd find that they both perform the same function (again the former, manually and the latter electrically).

As another example, there are also components—known as thyristors—similar in composition to transistors—that are intended to function as switches. The most common member of that family is the silicon-controlled rectifier (SCR), which can be looked upon as a rectifying one-way switch; if an AC signal is fed to an SCR that has been gated on, the result is a half-wave rectified DC output. The SCR, once turned on, (like any diode) only conducts during half of the AC cycle.

Its switch characteristics differ from a conventional mechanical switch in that when the current through the SCR drops below a specific level (called

the holding current,  $I_H$ ), the SCR cuts off and conduction can only be re-established by feeding a trigger voltage to the gate of the SCR.

**Family Portraits.** Now let's take a closer look at the various families and their members. Transistors are among the most commonly used components in electronics. And while they can be used as switches, they are more widely configured for amplifier operation.

An amplifier is a circuit that draws power from a source other than the input signal and produces an output that's *usually* an enlarged reproduction of the input signal. We say *usually* because not all amplifiers are used to magnify the input signal. Buffers are one type of amplifier not designed to magnify the input signal.

When operated as a buffer, the transistor is used to isolate the signal source from the next stage of the circuit. A buffer is said to have *unity* gain: there is no increase in signal level. Buffers are often referred to as unity-gain amplifiers. If a 10-millivolt (mV) signal is applied to the input of a unity-gain amplifier, the signal is output at a 10-mV level.


In a Class-A amplifier—which is the least efficient, but offers the least distortion—the transistor is biased so that its operating point is in the mid-linear region. Because of that, output current flows for the full input cycle, and the entire input signal is output at some higher level with minimum distortion. Such amplifiers are well suited to audio applications.

*Fig. 1. The schematic symbols shown in this chart are standard for this publication, and make up many of the symbols that you are likely to encounter in an electronic diagram. They are not the only ones, but merely the more common ones.*



ELECTRONICS SYMBOLS CHART

<p><b>TRANSISTORS:</b></p> <p><b>BIPOLAR:</b> NPN, PNP</p> <p><b>DARLINGTON:</b> NPN, PNP</p> <p><b>UNIJUNCTION TRANSISTOR (UJT)</b> N-CHANNEL, P-CHANNEL</p> <p><b>JUNCTION FIELD EFFECT TRANSISTOR (JFET)</b> N-CHANNEL, P-CHANNEL</p> <p><b>METAL-OXIDE FIELD-EFFECT TRANSISTOR (MOSFET)</b> ENHANCEMENT: N-CHANNEL, P-CHANNEL DEPLETION: N-CHANNEL, P-CHANNEL</p> <p>3-TERMINAL, 4-TERMINAL, 5-TERMINAL</p>	<p><b>AMPLIFIERS:</b></p> <p>AND GATE, NAND GATE, NANO SCHMITT TRIGGER, OR GATE, NOR GATE, EXCLUSIVE OR GATE, BUFFER, INVERTER, SCHMITT TRIGGER, JK FLIP-FLOP, D FLIP-FLOP, T FLIP-FLOP, AMPLIFIER/BUFFER, OP-AMP, INTEGRATED CIRCUIT</p>	<p><b>SEMICONDUCTOR RESISTORS:</b></p> <p>THERMISTOR, HUMIDITY SENSOR, VARISTOR, LIGHT DEPENDENT RESISTOR</p>
<p><b>OPTOELECTRONICS:</b></p> <p><b>OPTOCOUPLERS:</b> AC INPUT TRANSISTOR OUTPUT, SCHMITT TRIGGER OUTPUT, DARLINGTON OUTPUT, HIGH GAIN DARLINGTON, TRIAC DRIVER, ZERO-CROSSING, SCR OUTPUT</p> <p><b>PHOTO DIODE, PHOTOCELL, LIGHT-EMITTING DIODE (LED), TRI-COLOR LED, PHOTO TRANSISTOR, SEVEN-SEGMENT DISPLAY, PHOTO DARLINGTON</b></p>	<p><b>RESISTORS:</b> FIXED, RHEOSTAT, POTENTIOMETER, POTENTIOMETER (TRIMMER)</p> <p><b>CAPACITORS:</b> CAPACITOR, POLARIZED, NON-POLARIZED, VARIABLE, TRIMMER</p> <p><b>POTENTIOMETER (TRIMMER)</b></p> <p><b>INDUCTORS:</b> AIR-CORE COIL, VARIABLE COIL, IRON-CORE COIL</p> <p><b>SWITCHES:</b> SINGLE-POLE SINGLE-THROW (SPST), DOUBLE-POLE SINGLE-THROW (DPST), SINGLE-POLE DOUBLE-THROW (SPDT), DOUBLE-POLE DOUBLE-THROW (DPDT), FUSE, REED, MERCURY, PUSHBUTTON (N.O.), SLIDE, PUSHBUTTON (N.C.), ROTARY, SOLENOID</p> <p><b>TRANSFORMERS:</b> AIR CORE TRANSFORMER, IRON-CORE TRANSFORMER, VARIABLE TRANSFORMER</p>	<p><b>THYRISTORS:</b> SILICON ASYMMETRICAL SWITCH (SAS), BILATERAL TRIGGER OR DIAC (D), BILATERAL SWITCH OR TRIAC (TRI), SILICON CONTROLLED SWITCH (SCS), SILICON CONTROLLED RECTIFIER (SCR), COMPLEMENTARY SILICON CONTROLLED RECTIFIER (CSCR), LIGHT-ACTIVATED SILICON-CONTROLLED RECTIFIER (LASCR), SILICON-UNILATERAL SWITCH (SUS), SILICON-BILATERAL SWITCH (SBS)</p>
<p><b>MISCELLANEOUS:</b></p> <p>NEON LAMP, INCANDESCENT LAMP, HEADPHONES, CRYSTAL, METER (AC, DC, ETC.), CERAMIC REASONATOR, CONSTANT-CURRENT SOURCE, SPEAKER, BATTERY, SINGLE CELL, MAGNETIC HEAD, AC SOURCE, THERMAL CIRCUIT BREAKER, MANUAL CIRCUIT BREAKER, LOOP ANTENNA, ANTENNA</p>	<p><b>CONNECTORS:</b> BANANNA JACK, BANANNA PLUG, SHIELDED CABLE, AC SOCKET (2-TERMINAL), AC SOCKET (3-TERMINAL), SHIELD, MULTICONDUCTOR PLUG, MULTICONDUCTOR SOCKET, AC PLUG (3-TERMINAL), AC PLUG (2-TERMINAL)</p> <p><b>EDGE CONNECTORS:</b> MALE, FEMALE, PHONO JACK (MONO), PHONO JACK (STEREO), PHONO PLUG (STEREO), PHONO PLUG (MONO)</p> <p><b>COAXIAL JACK (J), COAXIAL PLUG (PL), CONNECTION, CARD EDGE (CE)</b></p> <p><b>NO CONNECTION, TO VOLTAGE OR SIGNAL SOURCE, VOLTAGE OR SIGNAL IN, VOLTAGE OR SIGNAL SOURCE, TEST POINT, CHASSIS GROUND, GROUND</b></p>	<p><b>DIODES:</b> RECTIFIER OR SIGNAL DIODE, ZENER DIODE, SURGE OR TRANSIENT SUPPRESSOR, TUNNEL DIODE, CONSTANT-CURRENT REGULATOR, SCHOTTKY DIODE, VARACTOR DIODE, RECTIFIER AC</p>



*Transistors are among the most commonly used components in electronics. Most are three-terminal devices, but there are some special types that have four or more terminals.*

In Class-B operation, the transistor is biased so that output current flows during only half the input cycle. It is used where high efficiency and low distortion is required—for instance, in audio-output amplifiers.

In Class-C operation—which has the highest efficiency, but offers the greatest distortion—the transistor is biased beyond the cutoff region. Because of that, the output current flows during less than half (about a third) of the input cycle, making it unsuitable for amplifying signals of varying amplitude (like audio). It is usually used to amplify a signal of fixed amplitude. The efficiency and distortion characteristics of the Class-B amplifier lie between that of Class-A and Class-C amplifiers.

**Optoelectronics.** This family of components is a rather diverse one, which includes optocouplers, light-activated diodes and transistors, light-emitting diodes (LED's), and seven-segment displays. There are others, such as the light-activated SCR (LASCR), which is shown in Fig. 1 under the thyristor heading.


The optocoupler has two main functions; to provide isolation and serve as an interface between two dissimilar circuits (for example, digital control of analog circuits). Photocells have been used in many applications; including light-activated switching circuits, where the switch is triggered by an increase in light intensity.

The LED can be used as an indicator lamp or, in its infrared (IR) form, in

remote-control applications, coupled with a phototransistor (which serves as the remote-control receiver's detector element). As mentioned earlier, they are occasionally combined (by hobbyists) with LED's to form optocouplers.

The tri-color LED (which shares its schematic symbol with the bi-color LED) can take the place of three indicator lamps. Its internal make-up is such that the application of a DC voltage in one direction produces a green glow; in the other direction it produces a red glow; and an AC voltage produces a yellow glow.

Seven-segment displays come in two "flavors:" the liquid-crystal display (LCD) and the LED types, which are available in either common-anode or common-cathode configurations. Common anode means that the anode of the seven LED's (segments) that make up the display are tied together; for common-cathode types, all cathodes are tied together. The type required (common anode or common cathode) depends on the display driver used in the circuit.



*Here are some the principle players in the optoelectronics family of components.*

**Amplifiers.** It may seem strange to see logic gates and flip-flops under the amplifier heading, but consider this: logic gates consist of networks of transistor-based buffer amplifiers, and a flip-flop is nothing more than some combination of basic logic gates. In fact, the basic logic gates, in various circuit configurations, make up the entire logic family.

Logic gates have many sub-divisions—DTL, RTL, TTL, CMOS, etc.—TTL and CMOS being the most popular, with each having branches of its own. The TTL type (based on bipolar technology) is limited to +5-volt operation, therefore the high and low output states of TTL devices are rigidly

defined. CMOS logic (based on MOSFET technology), on the other hand, can be safely operated from supply voltages ranging between +3 and +15 volts, so the high and low output states of such devices are defined as a percentage of the supply voltage.

The amplifier/buffer, like the single transistor type, is used to isolate one stage from the next and is used to schematically indicate a buffer stage or gain block. The integrated-circuit package outline is used to schematically represent specific integrated sub-assemblies (or blocks) of a circuit; for instance, counter IC's, display driver IC's, etc.

**Semiconductor Resistors.** The semiconductor-resistor family is a special breed of resistive elements fabricated from semiconductor material. Such devices are widely used as sensors. For example, a thermistor is a heat-sensitive resistive semiconductor element that's designed to vary the voltage across it in accordance with the surrounding thermal condition. Therefore, it is well suited to applications where temperature must be taken into consideration: in an electronic thermometer or perhaps a thermal shutdown circuit.

A humidity sensor is a semiconductor device that is designed to vary its resistance in proportion to the amount of moisture sensed. Such devices have found application in equipment where high moisture levels can do great harm; VCR dew-sensors, for example. Other applications might include flood alarms, and automatic flood-pump devices.

The varistor is a semiconductor device designed to alter its resistance in accordance with the applied voltage. Some applications for such devices might be to automatically limit current to the succeeding circuitry or to shunt excessive voltage spikes.

The light-dependent resistor (LDR) is a semiconductor device whose resistance varies with light intensity. Because of that characteristic, it has found widespread use in circuits where light is a factor; automatic porch-light systems that turn on at dusk and off at dawn, for example.

**Thyristors.** The thyristor (its name derived from THYRatron-transISTOR)



family of devices includes the SCR (Silicon-Controlled Rectifier), widely used in power-control applications: CSCR (Complementary, Silicon Controlled Rectifier), a negatively-triggered SCR; Triac (also called a bilateral switch); SCS (Silicon Controlled Switch); SAS (Silicon Asymmetrical Switch); SUS (Silicon Unilateral Switch) and SBS (Silicon Bilateral Switch, not to be confused with the Triac), commonly used as gate-trigger devices for power-control elements.

And that's not all there is to this family: There are a few other devices (some shown in Fig. 1 and some not) that can be used as solid-state switches, in variable power-control circuits, and for low-voltage control of high-power circuits.

The SCR—the first developed, and probably the most common member of the thyristor family—is essentially a gate-triggered rectifier; a four-layer diode with a gate connected to the P-section nearest its cathode. When sufficient trigger current is applied to its gate, the SCR conducts. Removing the trigger does not cause it to turn-off; instead, current through the device must fall below the holding level to turn the device off.

The Light-Activated Silicon Controlled Rectifier (LASCR) can be triggered by either a beam of light or an electrical pulse applied to its gate. Its applications include power switching and control in optical sensing, phase control, computers, and related digital-electronic control systems.

The Triac—the name of which was derived from TRIode AC semiconductor—can be triggered by positive or negative gate signals, and is used to control AC current in either direction. Precise Triac control is often achieved by using a special trigger-control device, the diac. The diac—sometimes referred to as a bidirectional diode—is used extensively as a trigger device for the Triac in AC-control circuits such as lamp dimmers, heating controls, motor-speed controls, etc.

The silicon controlled switch (SCS) is a dual-gate switch that's primarily used in low-power switching applications. Either gate can be used to turn on or turn off the main current through the device. The SCS may be used in applications where a low-level SCR with gate turn-on/turn-off capability is required.

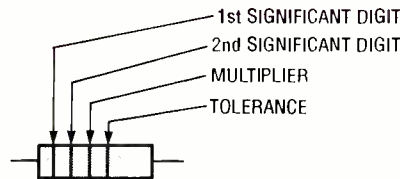
The silicon unilateral switch (SUS) and the silicon bilateral switch (SBS) are actually small integrated circuits containing transistors, Zener diodes, and resistors. The SBS is simply two SUS's in a single package connected for bilateral current transfer. Both are designed for high-speed signal-switching applications and are capable of producing fast-rising, high-current trigger signals for power thyristors such as SCR's and Triacs. They are also used in digital circuits involving frequency dividers, ring counters, bistable memory circuits, and pulse generators, and for voltage sensing in electronic crowbars (overvoltage protection for DC power-supply circuits).

**Diodes.** The symbol for the standard diode is a triangle with a bar across one corner, as shown in the lower right corner of Fig. 1. The diode is designed to conduct current in one direction and one direction only, and only when forward biased. Because of the diode's opposition to a change in direction of current flow, it is often used for rectification—the process by which AC is converted to DC.

A single diode can be used to half-wave rectify an AC voltage, producing a pulsating DC (a voltage that swings between some minimum and maximum level, but does not pass from positive to negative, or *vice versa*). A pair of diodes can be used to form what's termed a full-wave rectifier, one version of which—the full-wave bridge—is shown in the lower right corner of Fig. 1. The other version, which is less efficient than the bridge type, but more efficient than the half-wave type, is fabricated from two individual diodes.

There are also special diodes, like the Zener. What makes this diode special is that it is designed to be operated reverse biased—its cathode tied positive with respect to its anode—and regulates the voltage across it at some predetermined level. Therefore Zener diodes are offered according to voltage and power (which indicates the maximum safe-operating current of the device) ratings. When a Zener is forward biased (its cathode negative with respect to its anode), it behaves like any other diode.

The surge (transient) suppressor, as its name implies, is used to lessen the effects of sudden power fluctuations.



RESISTOR COLOR CODE		
1st & 2nd BANDS	3rd BAND	
	MULTIPLIER	
	COLOR	MULTIPLIER
0 = BLACK	BLACK	1
1 = BROWN	BROWN	10
2 = RED	RED	100
3 = ORANGE	ORANGE	1000
4 = YELLOW	YELLOW	10,000
5 = GREEN	GREEN	100,000
6 = BLUE	BLUE	1,000,000
7 = VIOLET	SILVER	0.01
8 = GRAY	GOLD	0.1
9 = WHITE		
4th BAND		
TOLERANCE		
NO BAND +/- 20%		
SILVER +/- 10%		
GOLD +/- 5%		

Fig. 2. Color-coded bands on the resistor body are used to indicate the resistor value and tolerance. The illustration shows what each band represents.

(You might think of such a device as the electronic equivalent of a shock absorber.) The Schottky diode is designed for unilateral, or half-wave operation, and is often used in SCR trigger circuits.

**Passive Components.** The resistor, often set up in various series and/or parallel combinations, is probably the oldest regulating electronics device in existence. One of its major uses is in voltage-divider networks—series-connected strings of resistors, which play a major role in VOM's, DVM's, DMM's, etc. The resistor family consists of many types: carbon composition, carbon film, metal film, wire wound, wire-wound ceramics, etc. Resistors are available in various wattage ratings, from less than a ¼ watt to well over 250 watts. The type and wattage used in a circuit is dictated by the type of circuit and expected peak power through it.

A resistor's value is usually indicated by colored bands around the resistor body. The first band represents the first

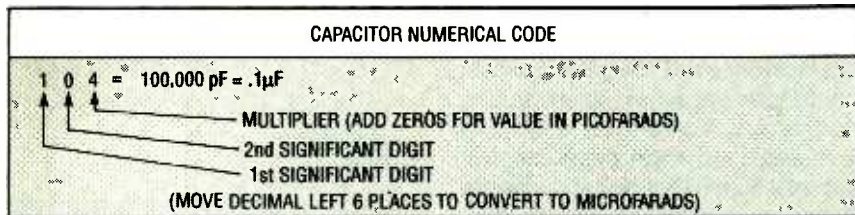


Fig. 3. Unlike resistors, a special numerical code is used on a capacitor's body indicate its value. The illustration shows what each digit in the code represents.

digit of the resistor value; the second is the second digit of the value. The third digit is the multiplier; and the fourth is the tolerance band (which indicates the percent error in the parts marked value). Figure 2 gives the values represented by the various colors used in the resistor color code, and shows how the color bands are read.

The first band represents the most-significant digit of the resistor's value; the second digit represents the second-most-significant digit; and the third represents the multiplier (the number by which the first two digits are multiplied to give the resistor value). The fourth band (if there is one) gives the resistor's tolerance, which is the percentage by which the unit can deviate from its coded value.

For example, say that a resistor is coded brown-red-green-gold; the first band (brown) represents a value of one (1), the second (red) represents a value of two (2), the third color band (green) tells you to multiply the first two digits by 100,000, giving a resistance of 1,200,000 or 1.2 megohms (the prefix "meg" means million). Finally, the gold tolerance band tells us that the value can deviate from the 1.2-megohm rating by 5%, meaning that the resistor's actual value can fall between 1,080,000 ohms (1.08 megohms) and 1,320,000 ohms (1.32 megohms).

Capacitors, because of their willingness to pass AC while blocking DC, are often used in audio coupling applications—where it is desirable to block DC and pass AC. They exhibit a high resistance (called capacitive reactance) to DC. But for AC, as frequency increases, opposition to current flow (capacitive reactance) in the capacitor diminishes. Another useful characteristic of capacitors is their ability to store a charge, much like a battery stores a charge. Because of that, they are useful in filter applications.

Electrolytic capacitors (such as aluminum and tantalum units), have their values printed right on the body of the unit. Those capacitors—which usually range in value from 0.1 microfarad (denoted 0.1 μF) to 1 farad (1 F)—can be polarized or non-polarized; polarized units will have either the positive or negative lead indicated on the capacitor body. Smaller-value capacitors use a three-digit numerical code to indicate their value, as shown in Fig. 3., and may or may not have its rated voltage printed on its body.

Inductors (or retardation coils) are simply coils of wire wound on various core materials: paper, iron, etc. They are found almost exclusively in circuits where varying signals are present: audio, video, RF, etc. An inductor exhibits some resistance (opposition) to a change in the direction of current flow. The amount of electrical resistance (known as inductive reactance, and measured in ohms) depends upon the frequency of the applied signal. The higher the frequency, the greater the reactance, and vice versa; thus, an inductor offers no opposition to DC current flow (other than the characteristic resistance of the wire from which it is formed).

Transformers, which are simply two inductors placed in close proximity to each other, are used in many applications; for example, isolation, coupling, voltage step-up/step-down, etc. Transformers can be thought of as "magnetic-transfer" devices. Placing the two coils in close proximity to each other allows current flowing in one coil to induce current to flow in the other coil. That is, if an alternating signal is fed through one coil of the transformer, a signal of the same shape is created in the other coil. The magnitude of the induced signal depends on the turns ratio of the two coils.

**Other Items.** Switches are devices (mechanical or electromechanical)

that either pass or prevent the flow of current by opening or closing a circuit path. Switches are available in many configurations: slide, toggle, pushbutton (both normally-open and normally-closed types); there are also electromechanical types like mercury switches, relays, and reed relays and switches. Some switches—such as relays—are designed to activate upon the application of a signal of sufficient magnitude to energize a coil; others react to other trigger mechanisms. For instance, the mercury switch (which is composed of two electrodes and a blob of mercury encapsulated in a glass envelope) responds to movement; that is, when held in one position, the blob of mercury does not bridge the two electrodes and no current flows. However, when the switch is tilted so that the blob of mercury bridges the electrodes, electrical contact is established, and current flow is permitted.

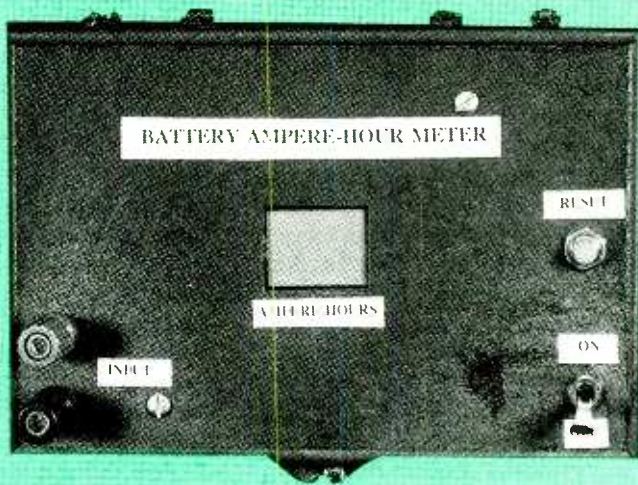
Connectors come in many forms, and vary nearly as widely as the applications in which they are used. Regardless of the configuration, they all do one thing: provide an electrical connection between devices. Banana jacks, for instance, are a mainstay of test instruments, but are also used with other equipment where quick connect/disconnect capability (signal patching) is desirable. Other connectors are designed for specific applications; coaxial jacks, for example, are used in high-frequency applications, where transmission losses can greatly affect circuit operation. Such applications require shielding to help minimize signal loss.

Under the miscellaneous heading are components that don't quite fit into the other families. Among those components are the neon lamp and incandescent lamp; batteries; meters; antennas; and transducers, including speakers, headphones, microphones, and more.

**Conclusion.** Schematic diagrams are like electronics road maps. But what good are they if you've never learned to read the signs? Being able to recognize schematic symbols and equate a specific function to that device will greatly improve your ability to interpret schematic diagrams. That translates into time saved in the repair of any electronic equipment. ■



# Build a Battery Amp-Hour Meter



*Know the true state of your  
rechargeable batteries with this handy test accessory.*

BY ANTHONY J. CARISTI

**R**echargeable batteries do not last forever, and begin to lose capacity from day one. However, if being absolutely sure of reliable battery operation is important to you, the project described in this article can make an excellent addition to your arsenal of test gear. The Battery Ampere-Hour Meter can be used with all batteries to measure and display continuously the cumulative number of ampere-hours that are being delivered by the battery into a load. It can also be used in reverse, to provide a continuous display of the total number of ampere-hours delivered to a battery during recharging.

The Battery Ampere-Hour Meter is a small, lightweight, portable device that can be built and used as a stand-alone instrument. It can also be permanently wired into equipment that is battery powered and used as a dedicated battery-monitoring system. Another use would be to build it into a battery charger, which in effect will make that charger the "smartest one on the block."

The Ampere-Hour Meter contains a two-digit LCD display and has a resolution of 0.1 Ah. With it you will be able to monitor the total amount of energy delivered by the battery, and know when it is near exhaustion. That can help avoid situations such as losing vital data in your laptop computer

should the battery suddenly go dead.

Circuit options allow the display of the total number of ampere-hours (from zero) used, or the remaining battery capacity in ampere-hours. Alternatively, the display can show battery-charge time remaining with a resolution of  $\frac{1}{10}$  hour. The maximum display in ampere-hours or real-time hours is 9.9.

The circuit is powered by a standard 9-volt transistor-radio battery, which provides many hours of use. Even when the unit is turned off, the Ampere-Hour Meter will retain the accumulated total. A switch is provided to reset the display at any time and to start the measurement process from the beginning. When used with batteries or power sources that deliver between 7- and 15-volts DC, a circuit option allows the instrument to operate without the built-in 9-volt battery.

**Battery Fundamentals.** The electrical capacity of rechargeable batteries, such as NiCd's or lead-acid cells, is rated in ampere-hours. For example, a typical camcorder rechargeable battery may have a rating of 1.5 ampere-hours, which is sometimes specified as 1500 milliamperere-hours. The terminal voltage of the battery is not a factor in the ampere-hour rating, and measuring a battery's terminal voltage is a very

poor method of determining its remaining charge.

What does all that mean? The ampere-hour rating of a NiCd battery is usually specified using the 10-hour discharge rate. Other types of rechargeable batteries, such as lead-acid, may be rated at a different discharge rate. In the case of the NiCd camcorder battery mentioned above, that battery is able to deliver 0.15 amperes (150 milliamperes) into a load for a period of 10 hours. Thus 0.15 amperes times 10 hours equals 1.5 ampere-hours.

The battery is, of course, able to deliver currents far in excess of its ampere-hour rating (1.5 Ah in the above example). Such a battery can deliver possibly 50 amperes into a short circuit! However, at higher discharge rates, the ampere-hour capacity of the battery can be significantly less than its rating.

As an example, a typical camcorder current draw might be 0.5 amperes. That could easily lead one to assume that the operating time of a camcorder with a fully charged 1.5-Ah battery is 3 hours. That is not so, since at that current level, the discharge rate is more like a 3-hour rate rather than the standard 10-hour rate. As a result, the total battery capacity is less, and might be as little as  $\frac{2}{3}$  of the rated capacity. That's why the fully

charged 1.5 Ah camcorder battery under a load of 0.5 amperes may last only 2 hours.

There are other factors that can affect the capacity of the battery. For one, there is some permanent deterioration of the battery as it charged and recharged many times. Thus, total battery capacity is continuously decreasing due to wear and tear, and when it is reduced to a low amount over a period of time, it has no effective service life and must be replaced. Also, there is the inherent "self discharge" characteristic that slowly depletes battery charge during idle time and makes periodic recharging to restore full capacity necessary. Self discharge increases dramatically at higher ambient storage temperatures.

The Battery Ampere-Hour Meter can provide a meaningful measurement to determine if there is indeed some deterioration of battery capacity due to aging. It can also be used to determine the true ampere-hour capacity at the discharge rate that the battery normally sees. That, as you can see from the above, is vital information that is just not otherwise available to the consumer!

**About the Circuit.** The Battery Ampere-Hour Meter consists of six major sections. Those are a current-to-voltage converter, a voltage-to-frequency converter, a binary divider, a binary-coded-decimal (BCD) counter, a liquid-crystal display system, and two regulated power supplies.

Refer to Fig. 1 as we proceed. Power to operate the circuit is provided by a 9-volt battery that drives a fixed 5-volt regulator chip, U1. A voltage-converter chip, U2, contains all the necessary passive components, except C3 and C4, to convert the positive 5-volt supply to -5 volts. The regulated output of U1 feeds the entire circuit, while U2 is used to provide a negative supply for U3 and U4.

The battery current that is to be monitored is passed to U3, which, in conjunction with R1, forms a current-to-voltage converter with a gain of 10 as determined by the resistance ratio of R2 and R3. The output voltage at pin 1 of U3 is equal to the number of amperes flowing through R1. Over a range of 0 to 5 amperes, the voltage at pin 1 will be 0 to 5 volts. That voltage is a true representation of the current flowing out of (or into) the battery under test.

We have established one parameter of the ampere-hour equation: current. The other, time, must also be taken into account. That is the function of U4, a linear voltage-to-frequency converter that is the heart of the Battery Ampere-Hour Meter.

In order to measure ampere-hours in digital form with a resolution of 0.1 Ah, it is necessary to produce 1-pulse-per-hour for a battery current of 0.1 ampere. That translates to a frequency of 1-pulse/3600-seconds or about 0.000278 Hz. Additionally, the frequency must be a linear function of current.

The TC9402CPD, U4, connected as a voltage-to-frequency converter, fills that requirement ideally. It generates an output pulse at pin 8 whose repetition rate is a function of the current flowing into pin 3, a reference voltage fed to pin 7, and the value of the capacitor connected between pins 3 and 5. Additionally, a square-wave output waveform at one-half the generated frequency is available at pin 10.

For reasons that soon will become evident, the output frequency at pin 10 of U4 is adjusted to 5825 Hz when the voltage present at pin 1 of U3 is 1.0 volt. Since the voltage-to-frequency

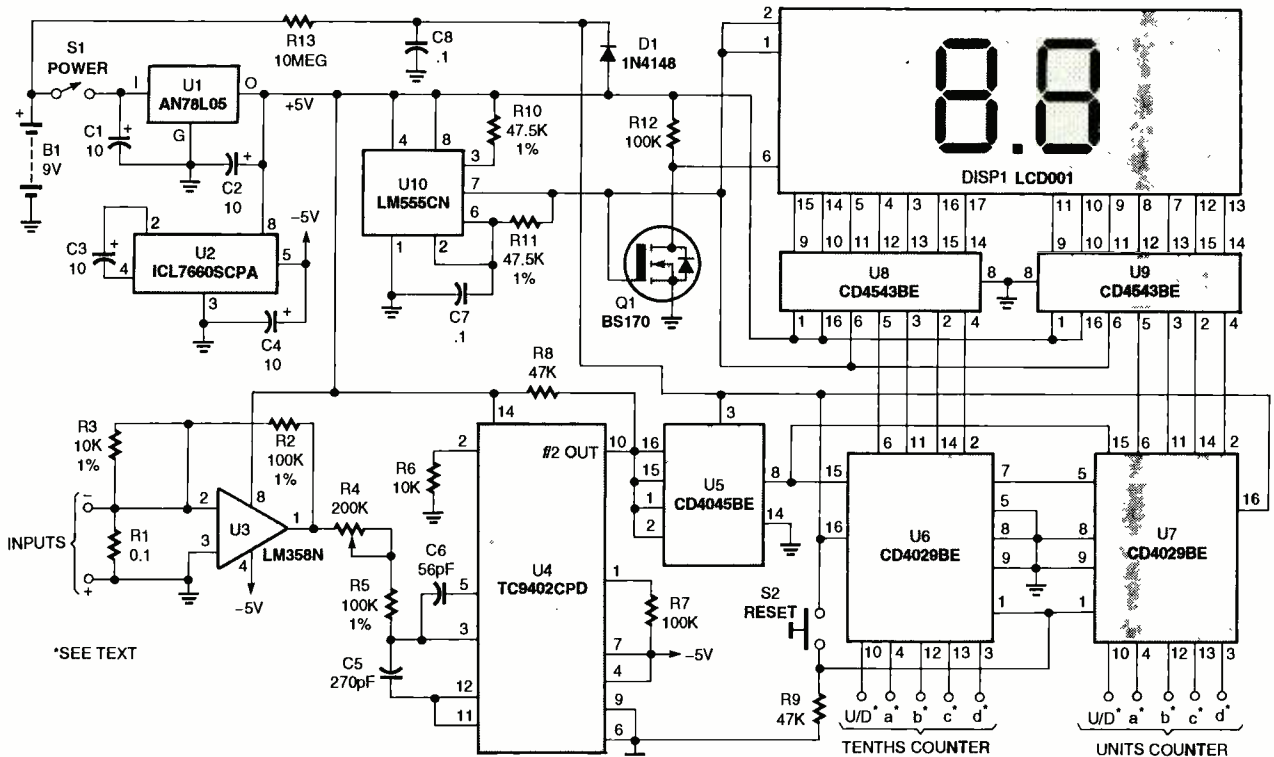


Fig. 1. Here's the schematic diagram of the Battery Ampere-Hour Meter. The circuit can be operated in three different modes, depending on the configuration of the two counter IC's, U6 and U7.



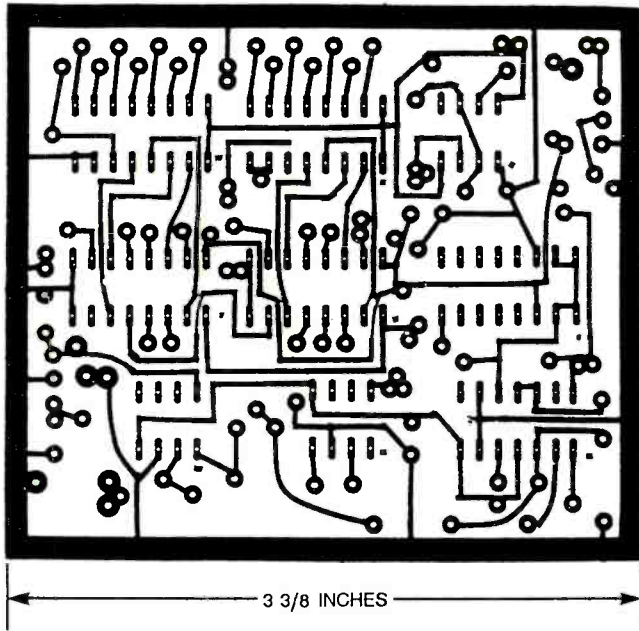


Fig 2. Use this foil pattern to etch the main circuit board. The pattern is shown here full size.



Fig. 3. The LCD display is mounted on its own board. The pattern for that board is shown here full size.

relationship is linear, when pin 1 of U3 is 0.1 volt, the frequency output at pin 10 will be 582.5 Hz. The output frequency of U4 is adjusted by placing a variable resistance in the path between U3 pin 1 and U4 pin 3 to control the IC's input current. Potentiometer R4 can therefore be used as a calibration adjustment to set the operating frequency of U4.

The pin-10 output of U4 is fed to the clock input, pin 15, of U5, a CD4045BE 21-stage binary divider. The division ratio of U5, 2 raised to the 21st power, is 2,097,152. When the frequency output at pin 10 of U4 is 582.5 Hz (with 0.1

ampere of current flowing through R1), the output frequency of U5, at pin 8, is 582.5/2,097,152 or 0.000278 Hz. That is equal to 1 pulse-per-hour, which is what is needed to produce a digital increment of 0.1 each hour for 0.1 amperes of battery current.

Two CD4029BE programmable binary/decade up/down counter chips, U6 and U7, are cascaded and are operated in their decade mode to produce a BCD count of the number

of pulses appearing at the clock input terminals (pin 15) of each chip. The up/down-count input terminal, pin 10, is hard wired to  $V_{dd}$  to count up, or to ground to count down in accordance with the three available circuit options as earlier described. The operating range of the counter is 0.0 to 9.9, or vice versa.

Preset BCD data is hard wired to input terminals 4, 12, 13, and 3 of each chip, called a, b, c, and d respectively. These are the BCD 1, 2, 4, and 8 preset inputs. For applications requiring counting up from zero, all eight input-data terminals are grounded. To count down from a preset number, the input terminals are hard wired to  $V_{dd}$  and ground in accordance with the desired BCD number. Hard-wired preset data is entered into the counters when the load input, pin 1, is taken high by means of reset switch S2.

The BCD output of the cascaded counters appears at pins 6, 11, 14, and 2 of each chip. That data is fed to the BCD input of the LCD decoder/driver chips, U8 and U9.

A 10-megohm resistor, R9, is connected between the positive battery terminal and the  $V_{dd}$  supply terminals of U5, U6, and U7. That provides a "keep alive" trickle current of less than 1 microampere, which preserves the memory of the chips when the instrument is not in use. That ensures that the total accumulated ampere-hour

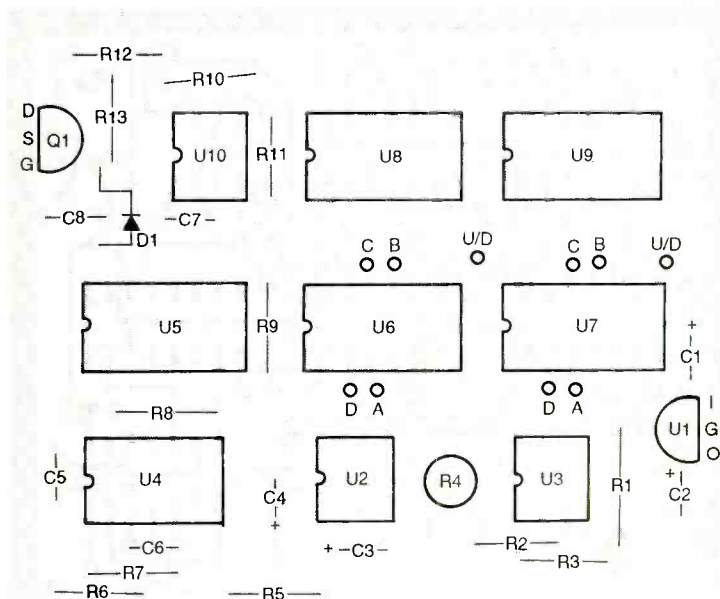


Fig. 4. Use this parts-placement diagram when installing the board-mounted components on the main circuit board.

count is retained until the instrument is reactivated.

A CMOS 555 timer chip, U10, which operates as a 130-Hz square-wave generator, supplies the required backplane drive for the LCD readout. The backplane signal is also fed to pin 6 of each decoder/driver chip, which inverts the signal fed to each segment of the particular LCD digit that must be activated. The segments that must be extinguished are driven by the unchanged backplane signal.

A CMOS field-effect transistor, Q1, is used to invert the backplane signal for the decimal point. That is fed to pin 6 of the display to activate the decimal point.

**Construction.** Building the Battery Ampere-Hour Meter consists of stuffing the main-circuit board, which contains the bulk of the circuitry, mounting the LCD module onto the other board, and making 16 hard-wire connections between the two boards. The circuit also may be hard wired on a section of perfboard if good wiring techniques are used.

Figures 2 and 3 are the printed-circuit layouts of the two boards, shown full size. Etched and drilled PC boards are also available from the source given in the Parts List if you do not care to etch and drill your own.

The component layout of the main circuit board is shown in Fig. 4, which also serves to identify the proper orientation of all polarized components such as IC's, the transistor, electrolytic capacitors, and the diode. It is important that these components be placed onto the board correctly to avoid possible component damage and a non-operating circuit.

Note that the board contains a number of jumper wires. The locations of those wires are listed in Table 1, and, along with the off-board connections, are shown in Fig. 5. The outlines of the DIP IC's are also shown in that figure to help locate the proper connection points. To prevent breakage, use stranded wire for the jumpers.

Be sure to use sockets for all DIP integrated circuits. That will allow ease of troubleshooting and servicing should it become necessary. It is ex-

remely difficult to remove a multi-pin IC that has been soldered directly onto a printed-circuit board without damage to the board or the chip.

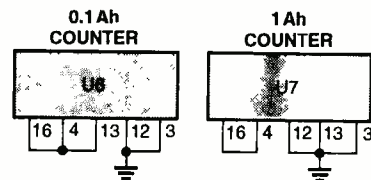


Fig. 6. For options 2 and 3, U6 and U7 must be pre-programmed as described in text. This example shows how to pre-program the chips for a starting value of 1.5 Ah.

The 0.1-ohm wirewound resistor, R1, is commercially available as specified in the Parts List. Alternatively, it can easily be fabricated by taking 29½ inches of #26 enameled magnet wire and winding it on an ordinary ½-watt carbon resistor of any value. To check the value of your home-made resistor, pass 1.0 ampere DC from a power supply through it and measure the voltage drop across the resistor with a digital voltmeter. (A 5-ohm 5-watt resistor can be connected in series with the power supply to make adjusting the current easier.) In accordance with Ohm's law, if R1 is of the correct value, the voltage reading across it should be 0.1-volts DC. Bear in mind that if several amperes of current (the maximum allowable is 5 amps) are to be monitored, choose a heavier gauge wire to wind the resistor. Additionally, a large heating effect due to power dissipation should be avoided, since the resistance of copper wire will increase slightly with temperature.

To complete the circuit, the builder must select one of the following options and wire the circuit accordingly:

1. Display total accumulated ampere-hours, starting from 0.0, and count up.
2. Display the remaining number of ampere-hours left in the discharging battery, from a pre-programmed value (up to 9.9), and count down.
3. Display the operating time left in the discharging battery, counting down from a pre-programmed value of up to 9.9 hours.

For option 1 (count up), pin 10 of U6 and U7 must be hard wired to pin 16 ( $V_{dd}$ ) of each chip and pins 3, 4, 12,

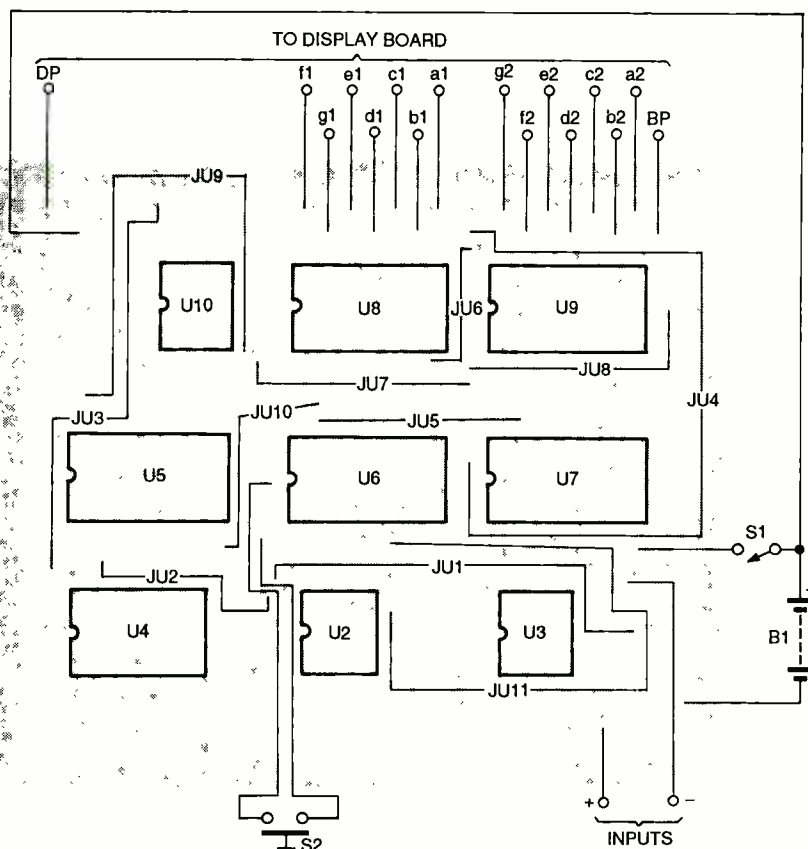


Fig. 5. The locations of the numerous jumpers and the connections to the off-board components are shown here. The outlines of the DIP IC's are also shown as reference points to aid the builder.



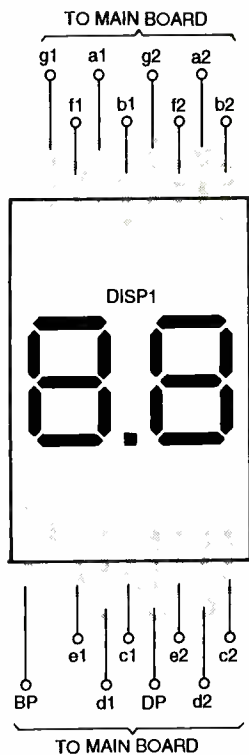


Fig. 7. Here is the parts-placement pattern for the LCD-display board.

and 13 of each chip must be grounded for a preset BCD number of 0.0.

For option 2 (count down) pin 10 of each counter chip (U6 and U7) must be grounded. Pins 3, 4, 12, and 13 of those IC's must be hard wired for the battery's nominal ampere-hour capacity, up to 9.9, in BCD format. Counter U6 is the tenths counter, and U7 is the units counter. Pin 4 ("a") of each chip is the least-significant bit in the 4-bit BCD code; pin 3 ("d") is the most-significant bit.

As an example, to pre-program 1.5 Ah, follow the wiring shown in Fig. 6. That shows 0.5 Ah preprogrammed into U6 and 1 Ah into U7 for a value of 1.5 Ah (in BCD).

For option 3 (count down) pin 10 of each counter chip must be grounded. The pre-programmed number must be calculated using the following relationship:

$$\text{Preprogrammed Number In Hours} = \frac{\text{Battery Capacity In Ah}}{\text{Actual Load Current In Amperes}}$$

The calculated number, not greater than 9.9 hours, must be hard-wired into the preset BCD input terminals of the two counter chips as described under option 2 above.

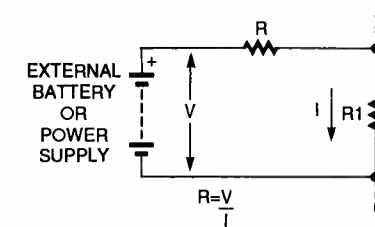


Fig. 8. A calibrated current source is required to check out the meter. Use the circuit shown here.

Additionally for option 3, the value of R2 must be changed so that the voltage at pin 1 of U3 is 1.0 volt when the actual load current that will be delivered by the battery is flowing through R1. That is easily calculated by the relationship:

$$R2 \text{ In Ohms} = \frac{100,000}{\text{Actual Load Current In Amperes}}$$

Use a 1% metal film resistor for stability.

Figure 7 is the parts-placement diagram for the LCD board. Note that the LCD has an indentation marked in the border, similar to that found on many DIP IC's, to identify the location of pin 1.

The LCD is made of glass and is very fragile; handle it carefully and do not place excessive strain on it during installation. It may be soldered directly onto the printed-circuit board, or, at the builder's option, a socket can be fabricated by cutting an 18 pin IC socket in half lengthwise.

Use small gauge stranded wire to make the connections between the two boards, following Figs. 5 and 7. Again, use stranded wire for that.

The entire assembly of two boards makes a low profile package that can be placed into a small enclosure. The two boards may be stacked, or placed next to each other. Cut a suitable-size rectangular opening in the enclosure to allow the readout to show through.

The input terminals can be brought out to binding posts on the exterior of the enclosure. Be sure to use at least #20 wire for those connections.

Mount S1 and S2 on the enclosure and wire them to the appropriate points on the circuit board. Finally, connect a 9-volt battery clip to the appropriate points as shown in Fig. 4 and you are done.

When the assembly and wiring of the circuit is complete, examine the circuit board very carefully for any

possible opens, shorts, or cold-solder joints, which can appear as rough, dull blobs of solder. Re-do any joint that is suspect. It is far easier to correct assembly problems at this time rather than later on if you discover that the project does not work.

**Test and Calibration.** The best way to check out the circuit is to do it in stages, rather than trying to operate everything at once. A DC voltmeter or VOM will be required; an oscilloscope and/or frequency counter will be needed to calibrate the oscillating frequency of U4.

A calibrated current source is also required. That can be as simple as a battery and an external load resistor that will draw 1 ampere (or any other desired value) of current. See Fig. 8.

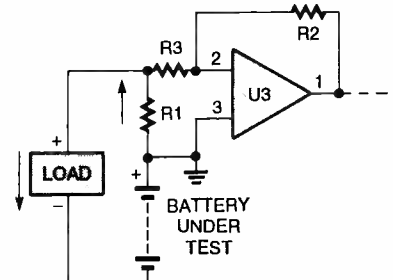


Fig. 9. This diagram shows how a load and a power source (the battery under test) are connected to the meter.

Use Ohm's law to calculate the resistor value:

$$\text{External Resistance in ohms} = \frac{\text{Battery Voltage Under Load}}{\text{Load Current}}$$

Be sure to use a resistor that can safely dissipate the heat generated by the current.

Alternatively, the device that is to be driven by the battery can also serve as the load. Figure 9 shows the proper connections if you choose to go that route. Note that this is the same set up that will be used during operation of the instrument. Also, note that you will have to determine the actual current being drawn by the load. To do that, a DC ammeter must be connected in series with one of the battery leads to measure the current. The measured value will be what you will use in the tests that follow.

**Procedure.** First check out the regulated power supplies by removing all chips from the board except U1 and

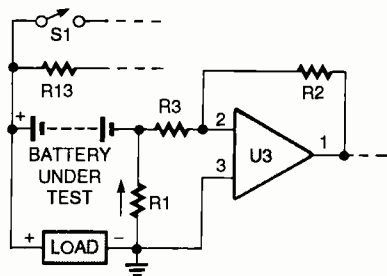


Fig. 10. The internal battery can be omitted when the battery-under-test delivers 7 to 15 volts. The wiring for that option is shown here.

U2. Install a fresh 9-volt battery and turn power on. Verify that U1 is delivering 4.75 to 5.25 volts (with respect to the circuit common) to the positive side of C2. Measure the voltage at the negative side of C4. That should be a negative voltage of the same magnitude as the positive supply.

Do not proceed with the checkout if you do not obtain the correct readings. Troubleshoot the circuit by checking the orientation of U1, U2, and C1-C4. Measure the battery voltage under load and verify that it is connected to the circuit with the correct polarity and that it is delivering at least 7 volts to the circuit. The normal current draw of the instrument is about 8 milliamperes. Check for short circuits between the regulated output lines and ground.

Insert U3 in its socket. Be sure to orient it properly as illustrated in Fig. 4. Connect the calibrated current source, or the load and the battery, and set S1 to the ON position. Be sure that the load current through R1 flows in the correct direction as indicated in Figs. 8 or 9 (depending on the set up

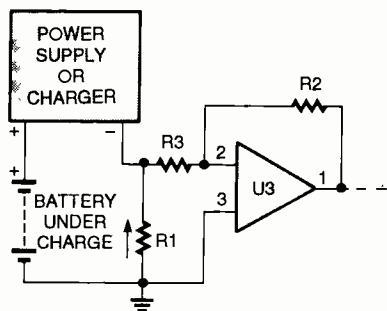


Fig. 11. To modify a battery charger so that it will display the ampere-hours delivered into a rechargeable battery, configure the circuit as described in option 1 and wire it to the charger as shown here.

## PARTS LIST FOR THE BATTERY AMP-HOUR METER

### SEMICONDUCTORS

- U1—AN78L05 5-volt regulator, integrated circuit
- U2—ICL7660SCPA voltage converter, integrated circuit (Harris)
- U3—LM358N op-amp, integrated circuit
- U4—TC9402CPD voltage-to-frequency converter, integrated circuit (Teledyne)
- U5—CD4045BE 21-stage binary divider, integrated circuit
- U6, U7—CD4029BE binary/decade up/down counter, integrated circuit
- U8, U9—CD4543BE decoder/driver, integrated circuit
- U10—LMC555CN CMOS timer, integrated circuit
- Q1—BS170 TMOS field-effect transistor
- DISP1—2-digit, liquid-crystal display, Digi-Key LCD001 or equivalent
- D1—1N4148 general-purpose silicon diode

### RESISTORS

- (All fixed resistors 1/4-watt 5% units unless otherwise specified.)
- R1—0.1-ohm, 3-watt wirewound, Dale CW-2B or equivalent (see text)
  - R2, R5—100,000-ohm 1% metal-film
  - R3—10,000-ohm 1% metal-film
  - R4—200,000-ohm cermet

- potentiometer, PC mount
- R6—10,000-ohm
- R7, R12—100,000-ohm
- R8, R9—47,000-ohm
- R10, R11—47,500-ohm 1% metal-film
- R13—10-megohm

### CAPACITORS

- C1-C4—10-μF, 25-WVDC, radial electrolytic
- C5—270-pF NPO ceramic-disc
- C6—56-pF NPO ceramic-disc
- C7, C8—0.1-μF ceramic-disc

### ADDITIONAL PARTS AND MATERIALS

- B1—9-volt transistor-radio battery
- S1—SPST toggle or slide switch
- S2—SPST normally-open pushbutton switch
- PC Board, battery clip, enclosure, IC sockets, binding posts, hardware, solder, wire, etc.

**Note:** The following parts are available from A. Caristi, 69 White Pond Road, Waldwick NJ 07463: Set of 2 printed circuit boards, \$29.95; U1, \$2.25; U2, \$7.25; U3, \$2.25; U4, \$8.75; U5, \$2.75; U6, \$2.75; U7, \$2.75; U8, \$2.75; U9, \$2.75; U10, \$2.75; set of five 1% metal-film resistors, \$2.95. Please add \$5.00 postage/handling. NJ residents must add appropriate sales tax.

you are using). It is assumed that the builder has verified the level of load current if the actual load is used. Measure the voltage appearing at pin 1 of U3. The voltage reading should be the same as the level of load current (1 volt-per-ampere within the tolerance of R1).

Failure to obtain the correct reading can be caused by incorrect resistance values at R1, R2, and/or R3, or a defective or improperly oriented U3. Check also the power-supply voltage to pins 8 and 4, which should be about +9 and -5 volts, respectively.

Next we have to set the frequency of U4. For options 1 and 2 described earlier, use the following procedure: With power off, insert U4 into its socket. Reapply the load current and battery power, and check pin 10 of U4 for the presence of a squarewave. Adjust R4 for a frequency of 5825 Hz (172-μs period) if the calibrated load current is 1.0 ampere. For any other load-cur-

rent value, set the frequency in accordance with the following relationship:

$$\text{Frequency} = 5825 \times \text{Current}$$

For option 3, with a modified value for R2 as described earlier, adjust the R1 current to obtain 1.0-volt DC at pin 1 of U3. Then set U4's output frequency (at pin 10) to 5825 Hz by adjusting R4.

If no square wave is evident at pin 10 of U4, carefully check all components associated with that chip. Also, be sure that the IC is properly oriented in the circuit as shown in Fig. 4. If possible, try a new chip.

If the frequency cannot be set as directed, check the voltage at pin 1 of U3 to verify that it is 1 volt-per-ampere of load current. The maximum allowable load current is 5 amperes. Check the values of C5 and C6.

If all is well to this point, turn off all power and insert all remaining IC's into their respective sockets. Be very

(Continued on page 92)





*Learn how researchers are making it possible to survive even severe automobile crashes through the use of air bags, automatic roll bars, and more.*

**A**ntilock braking systems (ABS) now, and collision-avoidance systems in the future can help you avoid an accident. However, if a collision is unavoidable, air bags and seat belts are your first line of defense in surviving the crash.

Statistics from the Insurance Institute for Highway Safety and the National Highway Transportation Safety Administration show the effectiveness of air bags. With air bags, the likelihood that you will receive moderate to severe injuries is reduced by 25% to 29%. The chances of going to the hospital are reduced by 24% if the crash occurs in a vehicle equipped with air bags compared with one with only seat belts. Between 1985 to 1991, there were 28% fewer fatalities in frontal

**BY WILLIAM D. SIURU, JR.**

crashes with cars equipped with air bags compared to those with seat belts alone. Seat belts are now worn by about 65% of U.S. drivers. This is up from only about 10% in 1986.

It is getting harder to find a new car, truck, van, or sport/utility vehicle without at least a driver-side air bag. Air bags for front-seat passengers are also becoming common in cars and some minivans. By the 1997 model year, Federal law will require that all new cars sold in the U.S. have dual air bags. That will extend to light trucks and vans in 1998.

**Air Bags for Older Vehicles.** People who have vehicles they love

but that lack air bags can install after-market air-bag systems that are starting to appear on the market. Breed Technologies, a company that is a major supplier of air-bag systems and crash sensors, is offering its SRS-40 Supplemental Restraint System. The SRS-40 is now available for over sixty American car and truck models, and the list is growing. Currently available are units for most of the 1987 and after GM passenger cars that did not originally come with driver-side air bags. Also available are units for most Chevrolet and GMC pickups, Suburbans, vans, and Blazers/Jimmys, plus Jeep Cherokees.

The SRS-40 is not a full-sized air bag, nor does it have knee bolsters like factory-installed air bags sold in the U.S.,

and it does not meet all the Federal standards. Therefore, it must be used with seat belts. Then again, all air bags are Supplemental Restraint Systems (SRS) and must be used with seat belts to be fully effective. However, the SRS-40 is virtually identical to the air bags installed in Europe and Asia, where virtually everyone fastens up. In any event, the SRS-40 can definitely reduce face and head injuries.

The SRS-40 costs just under \$600 installed, and installation must be done by a trained specialist; this is not a do-it-yourself operation. On the plus side, however, installing it might even save you some money; check your insurance carrier to see if you qualify for a discount by installing this retrofit system.

The SRS-40 including the air bag, inflator, logic circuitry, and crash sensor are all contained within the steering wheel itself. The installation requires replacement of the steering wheel so, obviously, one size does not fit all cars. The system has to interface with vehicles that have different controls on the steering wheel. The SRS-40 is distributed by Applied Safety, Inc. of Ventnor, NJ (Tel: 800-723-3611) or Wynn's Climate Systems, Inc. of Ft. Worth, TX (Tel: 800-347-3883). Nationwide distribution will follow shortly through car dealers as well as auto-service chains.

**Air-Bag Technology.** Today, most air-bag systems are decentralized in that the components are found in various locations on the vehicle. For instance, crash sensors are located at the front of the car, while the micro-processor is located under the instrument panel. The air bags themselves are in the steering wheel, and in front of the passenger when dual air bags are installed. However, the trend is towards single-point sensing systems with the sensors, and in some cases the logic circuitry as well, located with the air bag.

Few things in life are as reliable as air bags. In 1200 investigations of air-bags crashes, there were no situations where air bags failed to inflate. On the other hand, air bags should deploy only in a severe crash when you must be protected from injury, or worse. They should not deploy if you hit a curb or a pothole. A deployed air bag could even cause a collision if it im-



*While not a full-sized air bag like those installed in new cars and trucks, the aftermarket SRS-40 from Breed Technologies can provide air bag protection if seat belts are worn.*

pairs the view out the windshield. Preventing unneeded deployment, such as during parking-lot fender-benders, is important since replacing an air bag is expensive, with costs starting at \$600. Incidentally, because of their value, thieves are now breaking into vehicles to steal the air bags, leaving

expensive sound systems behind.

Putting air bags on trucks and sport/utility vehicles represents an additional challenge. They have to deploy in a crash, but not when pushing a snowplow or offroading over rugged territory. Engineers have been able to design crash sensors that can reliably

### What Happens In A Crash With Air Bags

- Crash sensors sense that a crash is starting to happen.
- Crash sensors are triggered to send impulses to an electronic control module.
- The module evaluates the situation, and if air-bag deployment is needed, triggers an impulse. The module usually includes a sensor that prevents false deployments of the air bag.
- The impulse causes a central igniter or squib to fire.
- The igniter burns, penetrating the propellant chamber.
- The propellant ignites, producing and expelling hot, yet harmless, nitrogen gas (we normally breathe 78% nitrogen). The "smoke" produced is a harmless powder used to lubricate the air bag so it will deploy easier.
- The gas passes through a filter and enters the nylon air bag through inflator ports.
- The pressurized bag inflates, emerging from the center of the steering wheel, or in the case of dual air bags, through the dashboard panel.
- Once deployed, the bag cushions the occupant's impact using pneumatic damping effects from the air cushion vents.
- Immediately afterwards, the bag's vents release the remaining pressure, deflating the bag.

All this happens in 40 to 50 milliseconds for front air bags, and much faster for side-impact air bags. Depending on the manufacturer, air bags are deployed in sudden stops from speeds above 10 to 15 mph. ■



tell the difference between a crash and "normal" bumps and jolts.

One example is the deer/car encounters that occur over 300,000 times a year in this country. A while back, GM demonstrated the sensitivity of its air bags with tests using Styrofoam and sand bags to simulate a deer. The sophisticated sensors and triggering logic in the air-bag system was quite able to discern when the collision with the "deer" was severe enough to deploy the air bag or not deploy the bag, which was most of time.

The Robert Bosch Corp. has developed a seat-occupancy sensor to detect whether a passenger-side seat is occupied and then commands air-bag deployment accordingly. The sensor prevents air-bag deployment if the seat is detected as unoccupied, even if the seat contains a rear facing child-safety seat or heavy objects, both occasions when air-bag deployment is not desirable.

The sensor uses a capacitive measuring principle, rather than mass-sensitive sensors to determine seat occupancy. The sensor is easily integrated into the seat, has no mechanical switches, and works with heated seats. Bosch will introduce the technology in Europe this year.

**Air Bags and Children.** Unfortunately, a new danger is surfacing as vehicles are being equipped with air bags for front-seat passengers. While air bags are unquestionably saving adult lives, that may not be the case for infants. A deploying air bag can transmit sufficient forces to a rear-facing infant safety seat to severely injure or even kill a baby. Air bags literally explode at speeds of 100 to 200 mph in about 0.05 seconds. In the process, forces equivalent to over 300 G's can occur because the child's head is so close to the air bag in a rear-facing seat. The current solution, of course, is to place the safety seat on the back seat. The National Highway Traffic Safety Administration recently announced requirements that new rear-facing child-safety seats have labels warning that deployment of passenger-side air bags pose risks to children. Occupancy sensors like the one from Bosch will also prevent that dangerous problem.

Some pregnant women believe



*By mounting the bag in the seat rather than the door, the Volvo side-impact air bag is always in the same, optimum position relative to the person in the seat, no matter how the seat is adjusted.*

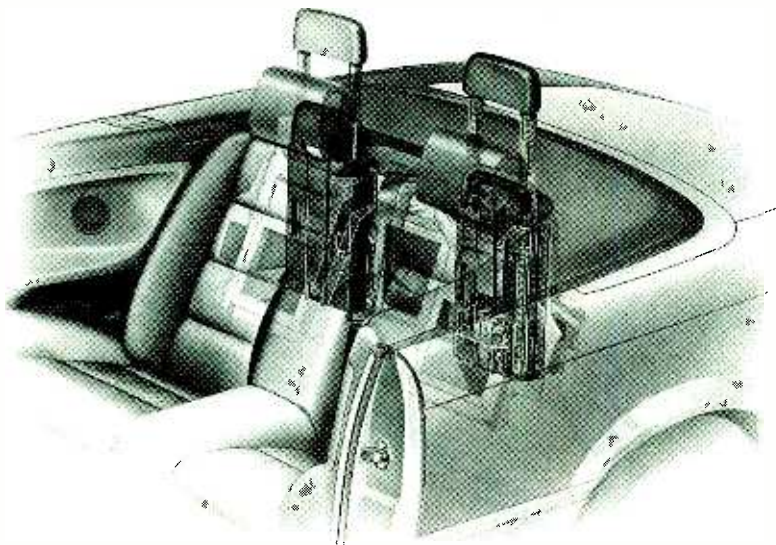
that they should not wear lap belts because of possible harm to the unborn child. GM and the University of Michigan Medical School are now doing research to improve the safety of pregnant women in vehicle crashes. In future crash tests, measurements will include acceleration of the fetus' head and pressure applied to the mother's abdomen. The information will identify the relative safety of different restraint designs.

While the results of the study are not yet in, the experts say that the benefits of wearing safety belts far outweigh the risks of not wearing them. Pregnant women should wear lap belts under the bulge in the tummy and over the pelvic bones. The shoulder belt should fit between the breasts and over the shoulder. Indeed, every-

one should wear the shoulder belt over the shoulder, not under it.

**Side Air Bags.** After frontal collisions, side impacts are the next most dangerous. The statistics show that about a third of all car deaths and serious injuries occur during side-impact accidents; that is about 8,000 fatalities and 24,000 serious injuries. The immediate, but not complete, solution is the "side-impact reinforcements" that are appearing on cars now and will be required on all cars by 1997. The ultimate solution may be side-impact air bags. The air bags may be located in seats, backrests, doors, or pillars.

However, transferring the already well-developed air-bag technology for frontal collisions to side air bags is not simple and represents a real engi-



*In BMW's Rollover Protection System, if a sensor detects an impending rollover, rollbars located in the seats are released and extend 10 inches above the headrests.*

neering challenge. First, the space between the door and occupant is considerably less than the space between the occupant and the steering wheel or dashboard. That means there is far less time for the sensors to detect a side impact, for the system logic to determine if air-bag deployment is needed, and to deploy the bag. Toward that end, TRW, Inc. has developed an ultra-fast electronic crash sensor that can detect a side impact and deliver a deployment signal in 4 milliseconds.

Another problem that must be overcome is that the system must have a very low false-alarm rate so the air bag does not go off when someone carelessly opens a door into yours, a child on a bicycle rides into the door, or you accidentally open the door into a pole or another obstruction. However, it must detect and discern when there is a real side-impact collision.

Work is proceeding on that problem as well. Morton International, a leading supplier of air-bag components, has developed side air-bag modules that deploy within 10-12 milliseconds after receiving the trigger command from the electronic control unit. Prototype testing shows promising results using accelerometers located at the pillars or in the doors. Those sensors, located behind the outer panel of the vehicle, detect accelerations due to side impacts. The electronics are able to discern the dif-

ference between simple blows and life-threatening side-impact collisions through the distinct increase in accelerations caused by the latter. The side-mounted accelerometers are connected with the central sensing unit that also triggers the driver's and passenger's frontal-collision air bags. The final trigger decision and command is made in this single electronic control unit.

Safety-pioneer Volvo plans to introduce a seat-mounted air bag system on its 1995 850 sedans and station wagons. The Volvo SIPS (Side Impact Protection System) BAG is located in the outer edge of the back of both the driver and front-passenger seats. There it acts as a cushion, helping prevent contact between the chest and the door. As a secondary benefit, the SIPS BAG helps reduce head injury by holding the occupants away from the door, pillar, and side window. The SIPS BAG is mechanically triggered, requiring no electrical hook-up and the entire system is contained in the seat. The SIPS BAG uses a sensor built into the two front-seat frames and two gas generators in the seat back to inflate each air bag. If the side-impact force hitting the door exceeds a pre-set threshold, the inner door panel will strike the sensor with sufficient force to trigger the system to fire the pyrotechnic charge activating the twin gas generators and expanding the bag. The bag deploys through a seam in the upholstery. The bag in

flates within 4-6 milliseconds and the total time to activate from first contact to full inflation is less than 12 milliseconds. The deployed bag is about a foot long and 5 inches in diameter.

**Safer Convertibles.** Convertibles are very popular in Germany, but because of the Germans' concern for safety, most offer more protection than convertibles built in other parts of the world. German automakers like Opel, Porsche, and Volkswagen provide rollover protection with fixed rollbars. BMW and Mercedes-Benz use sophisticated automatically-activated systems that offer closed-car rollover protection without sacrificing any openness.

Mercedes-Benz uses an "Automatic Roll Bar" in its two-seat 300SL/500SL/600SL roadsters and the four-passenger 300CE Cabriolet. Sensors on the rear axle sense when the car is in a potential rollover situation as determined by the car exceeding a specified roll angle and one wheel lifting to the point where it is about to lose contact with the road. The rollbar will also pop up if accelerometers that measure lateral and longitudinal deceleration show that a threshold has been exceeded, indicating a front-end, rear-end or side impact. The rollbar is spring-loaded, so it can deploy in about a third of a second. Not only does the rollbar pop up, but seat belts lock automatically and the doors, if locked, are unlocked (but still latched) to make it easier for rescuers to gain entry.

The driver can raise and lower the rollbar hydraulically via a console switch in about three to four seconds. With the rollbar in place, air drafts are reduced for more comfort in chilly weather. If a crash situation occurs during these brief seconds, the automatic system will take over and the rollbar will spring into action much faster.

BMW's Rollover Protection System (RPS), offered as an option on its 318i and 325i convertibles, has twin modules behind the rear headrests. Each module is fitted with a mechanically actuated rollbar. If the sensor located in one of the modules senses an impending rollover, the rollbars, which are normally held in their retracted position, are released, deployed up-

*(Continued on page 94)*





# Give a Friend a Year of Electronics Fun this Christmas...

Does fighting the crowds at Christmas short-circuit your holiday fun? Don't blow a fuse this year...for the friend who shares your love of project-oriented electronics — or a youngster who may need only a spark to ignite a life-long interest — give a gift subscription to Popular Electronics.

Popular Electronics readers get the know how they need to build exciting, educational, and useful projects like these...a professional-quality home-security system...an autoranging frequency counter...a nine-band shortwave receiver...a radio-controlled car...a telephone scrambler...an aviation receiver...and even a robot!

PLUS...Gizmo, our honest and straight-shooting review of the latest consumer-electronics gear...Market Center, featuring mail-order merchants that are ready to help you in all your hobby activities...articles and columns covering every aspect of the electronics hobby — including antique radio, shortwave listening, ham radio, computers, scanners, circuit design, and more!

**SAVE MONEY...**A great gift to receive, Popular Electronics is also a great gift for *you* to give! The Special Holiday Rate saves you \$25.05\* off the newsstand price on each gift. You can save another \$25.05\* when you start or extend your own subscription at the same time. It's our "thank-you" for sharing Popular Electronics with a friend at Christmas.

Send no money, unless you prefer. We'll be glad to bill you in January, 1995. Just take a brief moment to go over your gift list and make sure you haven't forgotten anyone who might appreciate the many benefits of Popular Electronics. Then write the names on the attached Gift Certificate and mail it back in the postage-paid reply envelope...we'll take it from there!

Your friends will receive a handsome gift announcement card signed with your name just before Christmas. And all through the new year they'll remember and appreciate your thoughtful gift! So don't blow a fuse...take it easy and enjoy the holidays. Give Christmas gifts of Popular Electronics!

## Popular Electronics<sup>®</sup>

\*Basic sub rate—1 yr/\$21.95



BY MARK EMERY BOLLES



# Build an Auto-Ranging Digital Capacitance Meter

*An easy-to-build, easy-to-use addition to your workbench that performs as well as commercial units but at a fraction of their cost.*

I had never considered a capacitance meter as an essential piece of test equipment for the electronics hobbyist, even though such units could help to take the guesswork out of selecting capacitors, particularly in those instances where matched pairs are required. Still, being able to test capacitors before placing them in a circuit under development or in a circuit that you are trying to repair does have its appeal. But after seeing how much a decent meter can cost, I figured that it was not one of my more pressing needs.

However, since building the *Digital Capacitance Meter* described in this article, I wonder how I ever got along without one. The Digital Capacitance Meter, whose performance rivals that of commercial units costing hundreds of dollars, can read capacitor values from 1 pF to 1000  $\mu$ F with surprising accuracy (plus or minus 1 pF in the lowest range). It is compact, lightweight, portable (powered from a 9-volt transistor-radio battery), and best of all, it can be put together for under \$50.

**Circuit Operation.** Figure 1 is a schematic diagram of the Digital Capacitance

Meter. In that circuit, U1 (a 555 oscillator/timer configured for astable operation and serving as the "System Clock") feeds a 5-Hz square-wave signal to "Test Sequencer" U3's clock input at pin 14. Integrated circuit U2 (a 4017 counter/divider) serves as a "Range Sequencer," automatically kicking the meter circuit into the next higher range when the value of capacitor-under-test is too large to be measured on the present range. That's done by activating the appropriate relay (either K1 or K2).

Because the 4017 is incapable of providing sufficient current to trigger the relays, each relay is driven by a 2N3904 general-purpose NPN transistor (either Q2 or Q3). A trio of 15-turn trimmer potentiometers (R1-R3) are used to provide the proper resistances for the three different ranges. Note that R1 is always in the circuit, and that each relay has a reverse-biased diode connected across its coil to protect the circuit from electromagnetic kick-back.

Integrated circuit U4 (a 556 dual oscillator/timer) serves as the "Capacitance Tester." Half of U4, in conjunction with the resistance switched into the circuit (via the relays) and the un-

known value of the capacitor-under-test, generates an output whose duration depends on the values of the connected resistor/capacitor combination. The other half of the chip produces an output whose duration depends on the values of R8 and R11.

Those two outputs are NANDed together via U7-a ( $\frac{1}{4}$ th of a 74HC00 high-speed CMOS quad 2-input NAND gate) and inverted by U8-e ( $\frac{1}{6}$ th of a 74HC04 high-speed CMOS hex inverter), and then fed to the enable input of U6 (a 74C947 4-digit CMOS up-down counter/latch/decoder/driver), which is used to produce the appropriate display on a 4-digit LCD readout (DISP1). Integrated circuit U5 (a PXO-1000 programmable pulse generator that is used as the "Count Clock") feeds the clock input of U6.

Incidentally, the PXO-1000 offers several advantages over traditional clock-oscillator circuits. That 16-pin DIP contains a 1-MHz laser-trimmed crystal and internal logic and dividers that allow you to get 57 different frequencies depending on the logic levels at its program pins. Additionally, the chip has good temperature stability, doesn't suffer from the start-up problems that standard crystal oscillators



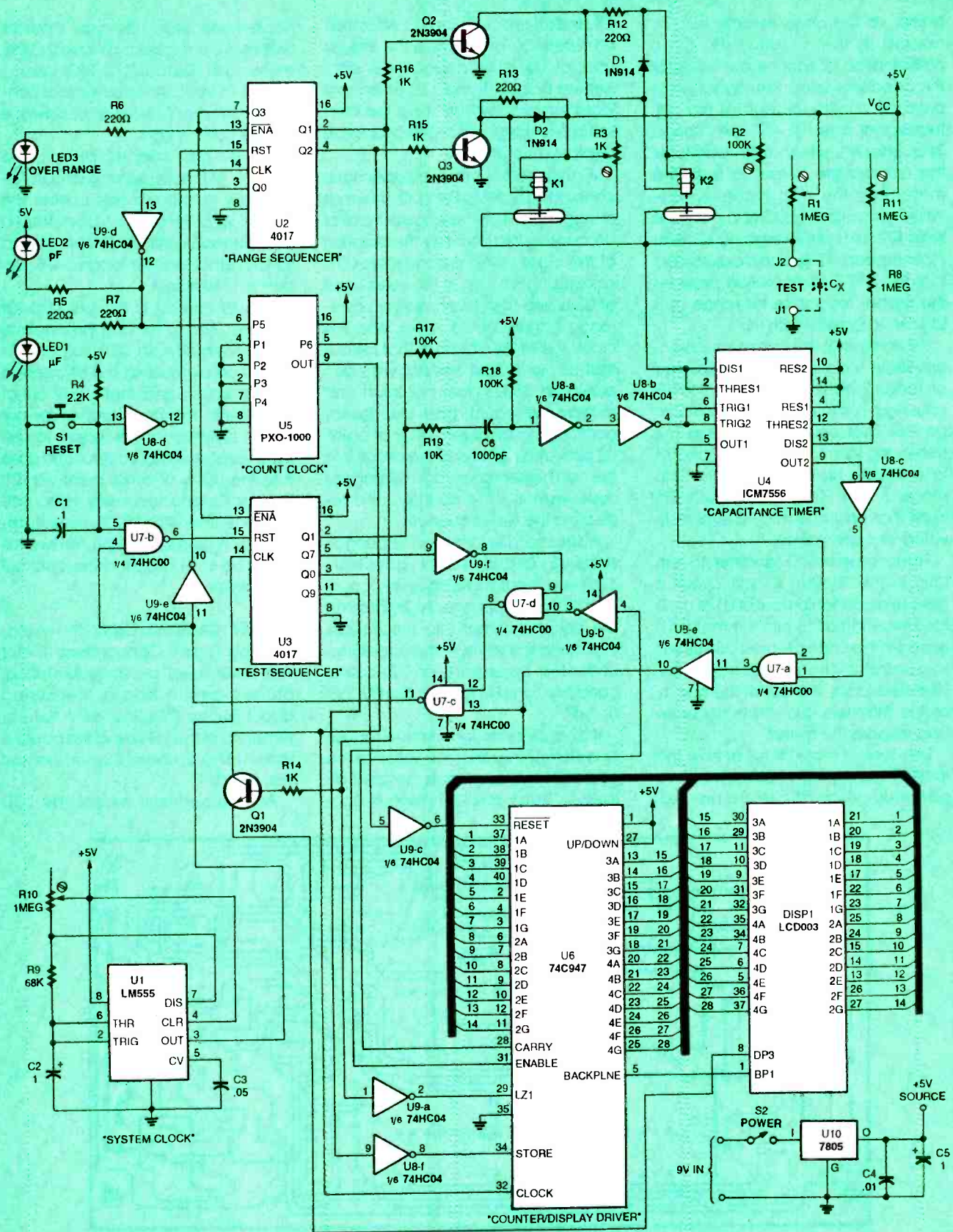


Fig. 1. Here's the schematic diagram for the Auto-Ranging Digital Capacitance Meter. It can be built for under \$50 but can outperform instruments costing many times more.

sometimes do, and draws only about 700- $\mu$ A of current. Using that chip lets

us get the frequencies we need for our meter with a minimum of fuss.

When the meter is in the lowest range (range 1), neither relay is ener-

gized, so the only resistance connected in the circuit is R1. If the combination of R1 and the value of the capacitor-under-test cause U6 to produce a carry output (at pin 25), that signal is fed to U2 (the "Range Sequencer"), which then activates the appropriate output to push the meter into the next higher range. When the output of U2 at pin 2 goes high, Q2 turns on, energizing K2. With K2 energized, R2 (which is adjusted so that the R1/R2 combination provides the proper resistance for range 2) is placed in parallel with R1.

If the value of the capacitance-under-test is too large to be measured on range 2, another pulse is sent to U2, causing pin 4 to go high and pin 2 to go low. That causes K2 to drop out (removing R2 from the circuit) and K1 to energize, placing the meter into range 3 and R3 in parallel with R1. Note that only one relay is ever activated at a given time.

Potentiometer R10 (another 15-turn unit) in the "System Clock" circuit is used to adjust the output of U1 at pin 3 for 5 Hz. Another 15-turn trimmer (R11) is used in the capacitor-less 555 circuit to subtract circuit capacitance. Needless to say, the better the quality of the trimmers, the more accurate and reliable the meter.

Let's look in more detail at how the range-sequencing circuitry works. At power-up or when S1 (RESET) is pressed,

C1 and R4 reset U2 and U3. After that, U3 resets U6 and pulses the trigger lines of U4. If no capacitor is connected across J1 and J2, U6's enable input remains low, inhibiting the chip, so no counting takes place and zero is displayed on DISP1.

If, on the other hand, a capacitor is connected across J1 and J2, U4 sends a trigger pulse to the enable input of U6, causing it to count for the duration of the trigger. One second later, U3's Q7 output goes high. If the ENABLE input of U3 is also high (indicating an over-range condition), U3 resets, and the clock line of U2 is pulsed. That means that U3's Q9 output has not yet been activated. So U6 does not latch and display the count, and the display continues to read zero. At that point, U2 activates K2, kicking the circuit into the next higher range, and U3 starts all over, resetting the counter, and repeating the test sequence.

A second after the new sequence starts, U3's Q7 output again goes high. If its ENABLE input is low, no reset occurs, and U3's Q9 output goes high, latching the counter output into the display, indicating the value of the capacitor-under-test. Depending on U2's output condition, an LED lights to signify "pF" or "μF."

If U2 cycles through all three ranges and determines that the value of the capacitor-under-test is beyond all ranges, its Q3 output (which is con-

nected directly to U3's ENABLE input as well as its own), goes high, causing the meter to freeze and LED3 (OVER RANGE) to light. The circuit remains in that condition until manually reset or power is toggled off and on.

As you can see, U2 performs a number of functions in the circuit. Additionally, its outputs also control the output of U5. For range 1, U5 outputs a 1-MHz signal; for range 2, U5 outputs a 10-kHz signal; and for range 3, U5 outputs a 1-kHz signal.

Also of interest is the unorthodox scheme used to turn on the decimal point. Normally, an LCD segment is turned on by feeding the segment a square-wave signal that is 180° out of phase with the back plane. For our circuit, however, it was easier to use the pulse generator's output and gate it to the LCD's decimal point via Q1. The back-plane frequency is about 60 Hz; since the PXO-1000's output frequency in range 2 is 10 kHz, the two will never be in phase, and the decimal point lights.

**Circuit Construction.** The Auto-Ranging Digital Capacitance Meter was assembled on a double-sided, printed-circuit board measuring about 5½ by 2<sup>13</sup>/<sub>16</sub> inches. A full-size template of the foil side of the board is shown in Fig. 2.

All components, except the LCD

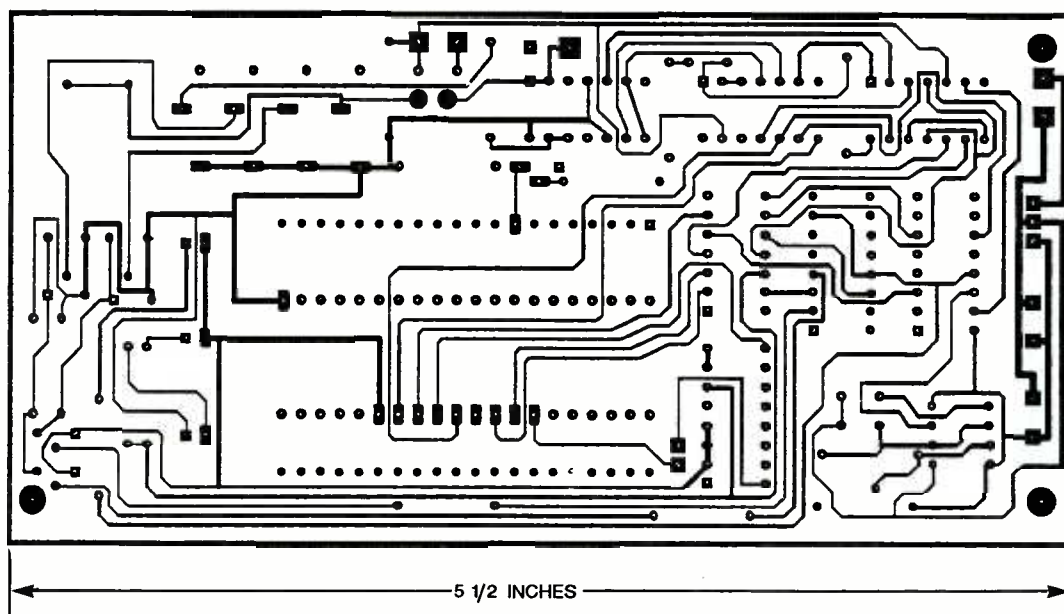


Fig. 2. The Auto-Ranging Digital Capacitance Meter was assembled on a double-sided, printed-circuit board measuring about 5½ by 2<sup>13</sup>/<sub>16</sub> inches. A full-size template of the foil side of the board is shown here.



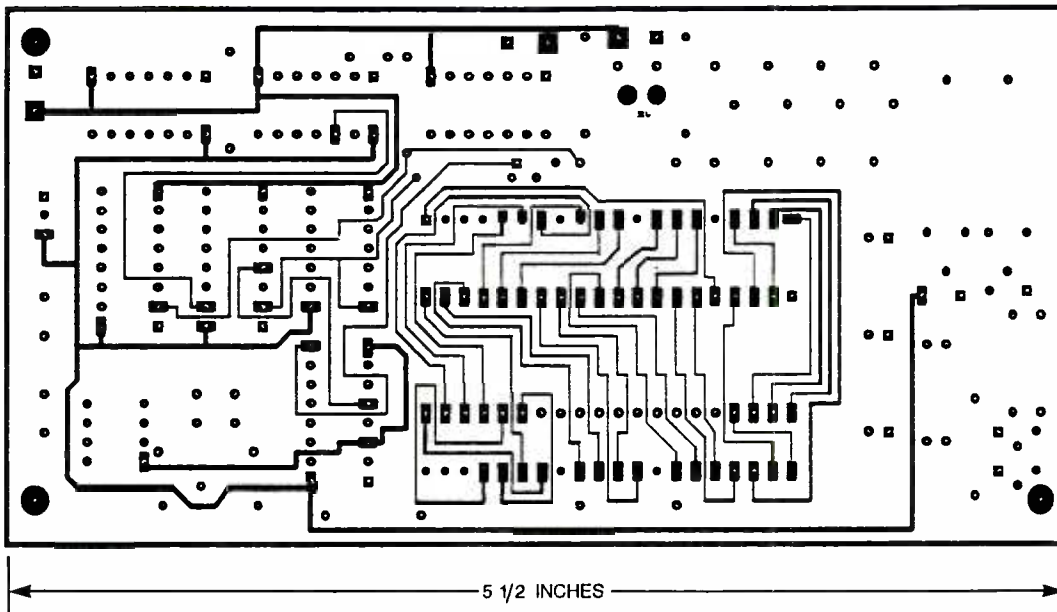


Fig. 3. Here is a full-size template of the component side of the board.

readout and LED indicator, were mounted to the component side of the board; the others were mounted on the foil side. The board was then mounted in a cabinet with the LCD facing front. That prevents having to run a bunch of wires to a second board for the LCD, but it also makes construction a little trickier.

Using the artwork provided, etch and drill the board as you would any other. After etching, use a continuity tester and check all of the traces for shorts and opens. When you are sure

that you have a good board, begin installing the IC's where indicated in Fig. 4. It is recommended that sockets be used for all DIP components.

Since most of the power and ground connections for the IC's are located on the component side of the board, it will be necessary to first solder the power- and ground-pin connections of each IC socket on that side of the board. Next, solder the rest of the pins that are on the component side of the board; all of those have an extra-large pad to make identifica-

tion and soldering easier. As you solder, use a continuity tester to make sure that you have a good connection from the trace to the pin, and also make sure that you haven't created any solder bridges between pins or traces. When all of the pads that need to be soldered on the component side of the board are done, turn the board over and solder the pads on the bottom (foil) side. Note that some IC pins (as well as the leads for some discrete components) are soldered on both sides of the board.

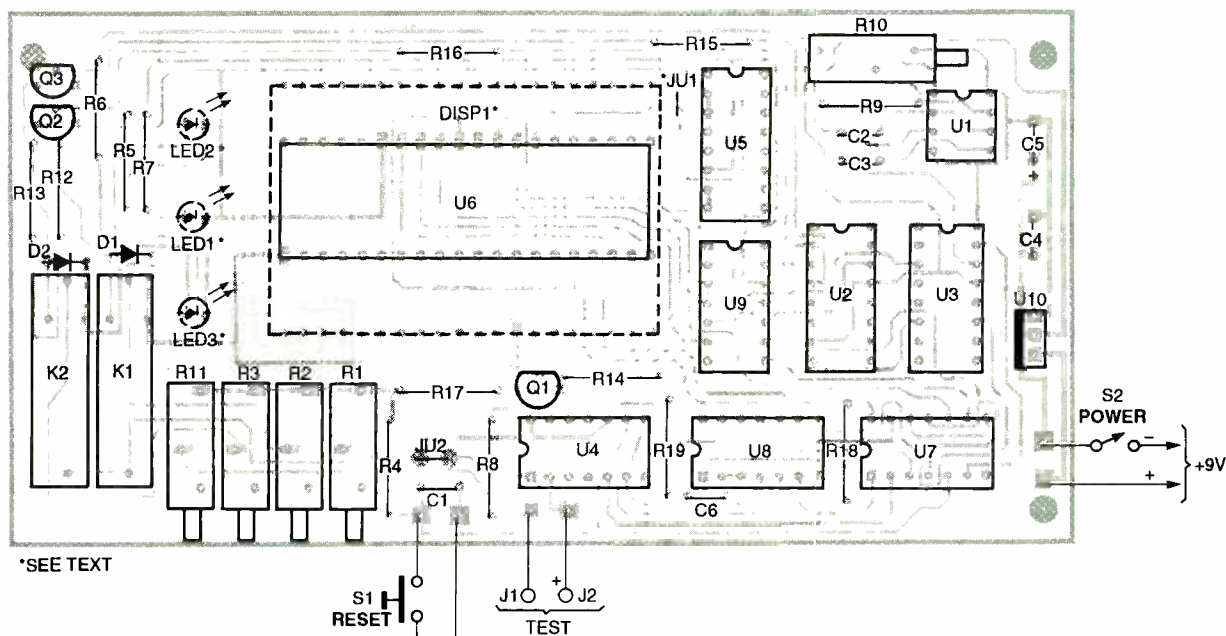


Fig. 4. All components, except the LCD readout and LED's, mount on the component side of the board.

## PARTS LIST FOR THE CAPACITANCE METER

### SEMICONDUCTORS

- U1—ICM75551PA or LM555 oscillator/timer, integrated circuit  
U2, U3—CD4017 decade counter/divider, integrated circuit  
U4—ICM75561PD dual CMOS oscillator/timer, integrated circuit  
U5—PXO-1000 or SE3102 programmable standard pulse generator, integrated circuit (see text)  
U6—74C947, 74C946, or ICM7224 4-digit CMOS up-down counter/latch/decoder/driver, integrated circuit (see text)  
U7—74HC00 high-speed CMOS quad 2-input NAND gate, integrated circuit  
U8, U9—74HC04 high-speed CMOS hex inverter, integrated circuit  
U10—7805T 5-volt 1-amp voltage regulator, integrated circuit  
Q1-Q3—2N3904 general-purpose NPN silicon transistor  
D1, D2—1N914 silicon diode  
DISP1—LCD003 4-digit liquid crystal display  
LED1, LED2—Green 0.125-inch, 50-mA, diffused light-emitting diode  
LED3—Red 0.125-inch, 50-mA, diffused light-emitting diode

### RESISTORS

(All fixed resistors are 1/4-watt, 5% units.)

- R1, R10, R11—1-megohm 15-turn trimmer potentiometer (Bourns 3006P or similar)  
R2—100,000-ohm 15-turn trimmer potentiometer  
R3—1000-ohm, 15-turn trimmer potentiometer  
R4—2200-ohm  
R5, R7, R12, R13—220-ohm  
R8—1-megohm  
R9—68,000-ohm  
R14-R16—1000-ohm  
R17, R18—100,000-ohm  
R19—10,000-ohm

### CAPACITORS

- C1—0.1- $\mu$ F, 35-WVDC, tantalum  
C2, C5—1- $\mu$ F, 35-WVDC, tantalum  
C3—0.05- $\mu$ F, Mylar  
C4—0.01- $\mu$ F, Mylar  
C6—1000-pF mica

### ADDITIONAL PARTS AND MATERIALS

- K1, K2—SPST 5-volt reed relay (Radio Shack 275-232 or similar)  
S1—Normally-open SPST momentary pushbutton switch  
S2—Miniature SPST toggle switch  
J1, J2—See text  
Printed-circuit materials, enclosure, IC sockets, 9-volt transistor-radio battery and holder, wire, solder, etc.

Next, mount the LCD (indicated in Fig. 4 with dashed lines) on the foil side of the board, and solder it in place. All of its pads are soldered on the board's component side. Once the LCD is soldered in place, you will not have access to the pins of U6 (the 74C947), so make extra sure that all of its pins are correctly soldered before the LCD is mounted.

Next, mount all discrete components and solder them in place. A few of them need to be soldered on both sides of the board. Be careful not to miss any. When installing any polarized unit, be sure that it is properly oriented before being anchored in place.

The board is designed to accommodate either a 74C947 (as in the author's unit) or, if you can't find one of those, a 74C946 or ICM7224 at U6. Assuming that you have been successful at finding 74C947, install a jumper wire at JU1. If you use the 74C946 or the ICM7224 omit JU1; including that jumper when either of the latter two chips are used could result in "fried silicon." Do not install jumper JU2 yet. Instead, mount LED1-LED3 on the same side of the board as DISP1. They should be mounted so that they hover about 1/4 to 3/8 inch above the board.

Now take time to closely inspect everything again. Double check for shorts, opens, solder bridges, missed solder joints, etc. When you are satisfied that all is well, prepare the cabinet you have selected and mount the off-board components. When that is done, connect the off-board components to the appropriate points on the board. Those include switches S1 and S2, and test jacks J1 and J2. Also connect a 9-volt battery clip (but do not install the battery as of yet) where indicated. Then mount the board to the front panel of the cabinet with the display and the LED's facing outward.

Incidentally, the author used color-coded, spring-loaded, speaker terminals for J1 (black) and J2 (red). You can use your imagination when it comes to the capacitor test socket. For instance, you might consider using a 10-terminal SIP socket, soldering 5 terminals to each side. That allows you to test various sizes of capacitors hands-free. If you get a better idea, great, but make sure that whatever you use does not have a whole lot of its own

capacitance, and be sure that at least one side is marked to make testing polarized electrolytics simple.

**Calibration.** Without a battery connected to the circuit, connect an ohmmeter (a DVM is best) between U10's (the regulator) output and U4, pin 1. Adjust R1 until you get a reading as close to 909.09k as possible. Place a jumper across the contacts of relay K2. Without changing the setting of R1, adjust R2 until you get a reading as close to 90.909k as possible. Remove the jumper from K2, and install it across the contacts of relay K1. Then adjust R3 until your meter reads 909 ohms. Remove the jumper and your DVM and install jumper JU2.

Connect a fresh 9-volt battery to the clip, and turn the power on. The PF indicator (LED2) should light and the display should glow (probably displaying zero or a low value). If nothing lights up, check all power and ground connections to the ICs to make sure everything is working. If that isn't it, you have a short or open somewhere, and you'll have to trace it down.

Once everything appears to be okay, check the output of U1 at pin 3, using an oscilloscope or a frequency counter, for a 5-Hz square-wave output. If neither instrument is available, place an LED connected in series with a 330-ohm resistor between  $V_{CC}$  and pin 12 (the carry out) of U3. That pin should output a square wave at 1/10th the clock frequency. Adjust R10 until the LED blinks on for one second and off for one second, over and over. You can use your watch to time the alternations. Note that the meter will generally work all right if U1's output is slower than 5 Hz, but if it's faster, it will tend to advance to the next range prematurely.

Lastly, without a capacitor connected across J1 and J2, press S1 (RESET), and adjust R11 until the display reads more than zero, and then back it off until it just reads a stable zero. You must be in range 1 for this to work correctly.

With that complete, try some capacitors of known value and accuracy for each range. You may need to do a little tweaking of the trimmer potentiometers, but experience has shown that unless the values are way off, you should trust the meter first, and

*(Continued on page 93)*



# HOW TO START YOUR OWN PROFITABLE DESKTOP PUBLISHING BUSINESS.

**NOW! Includes 486sx computer, 200 meg hard drive!**

Start with at-home training that gives you hands-on design and layout experience. Training that builds the business skills and confidence you need to be your own boss. Training that even includes a powerful 486sx-based computer system with 200 meg hard drive, desktop publishing software, mouse, and printer you keep. The kind of real-world training only NRI provides.



layouts and print out finished artwork — at the touch of a button. From importing documents and setting up electronic stylesheets to wrapping text and drawing freehand graphics, you learn every desktop publishing skill you need to make money producing professional-quality publications for a growing list of clients. But that's not all!

## Get the business know-how you need to succeed

NRI even gives you the skills and confidence to turn your technical expertise into a successful home-based business. You get expert, practical advice on setting up the ideal home office, getting and keeping good-paying clients, marketing your services, managing your time, growing your profits, and more. Whether you want to make money running a full-time desktop publishing service, boost your current income with part-time work, or just move up to bigger and better responsibilities in your present job, NRI gives you everything you need to succeed in this revolutionary computer career field.



Step-by-step lessons and hands-on creative projects help you first

master the fundamentals of publishing: editing, design, and layout. From T-square and pica ruler to X-Acto knife and adhesives, you get all the professional graphic arts tools you need to translate designs into mechanically perfect, camera-ready paste-ups. As you master time-tested design and layout techniques, you learn how to use type, graphics, color, photos, and special effects to make all your publications their creative best. And that's only the beginning.

Imagine a morning commute that's a 10-second stroll from your breakfast table to your own home office...

For more than 25 million home-based professionals, this scenario is not fantasy. What's more, experts predict the number of home workers will reach a phenomenal 40 million by the year 2000. Why?

The computer.

Being your own boss, making more money, having a flexible schedule—they're all advantages of working at home. But what's really fueling the home-based business boom is the explosion of opportunity sparked by the computer revolution. Now, with NRI's breakthrough training, you can earn top dollar as creative master of one of today's hottest computer technologies: desktop publishing.

## Cash in on a multibillion-dollar industry

Large corporations, small businesses, community associations, hospitals, universities, restaurants...

Just about every organization you can think of publishes something—from menus, flyers, and brochures to newsletters, catalogs, and annual reports. They're all looking for people to publish them faster and better than ever before. Now with NRI, you can cash in on this demand. You can become a professional desktop publisher, using a computer to transform words and pictures into the kind of eye-catching, results-getting publications that can earn you good money.

## No design or computer experience necessary—you begin with the basics

Your NRI training begins with the basic knowledge you need to produce the kind of exciting, high-quality publications your clients expect—whether you're designing by hand with traditional tools or electronically on a computer.

## Send today for your FREE NRI catalog

To find out how NRI at-home training can help you cash in on the desktop publishing revolution, send today for your free catalog. In it you'll find all the details about NRI's Desktop Publishing and Design course, including descriptions of your computer system, lessons, and hands-on projects.

If the coupon is missing, write to us at NRI Schools, McGraw-Hill Continuing Education Center, 4401 Connecticut Avenue, NW, Washington, DC 20008.

IBM and AT are registered trademarks of IBM Corp.

**YES!** Please rush me my free catalog. I'm interested in  (check one only):

**Desktop Publishing and Design**

Other NRI computer-based career courses:

- Bookkeeping & Accounting
- Word Processing
- Computer Programming
- Paralegal
- Interior Design
- Fiction/Nonfiction Writing
- Writing Children's Literature

Name \_\_\_\_\_

Age \_\_\_\_\_

Address \_\_\_\_\_

City/State/Zip \_\_\_\_\_

**NRI Schools**  
McGraw-Hill Continuing Education Center  
4401 Connecticut Ave. NW • Washington, DC 20008



5875-1194

# ANTIQUE RADIO

By Marc Ellis

## Resurrecting a Capacitor Analyzer

I've gotten along without a capacitor analyzer in my workshop for quite a few years. But I've certainly wished for one on many occasions. Not only will analyzers measure the value of unknown capacitors (that's very handy when selecting vintage parts for use in making repairs or building replicas of old equipment), most can also check for leakage under actual working-voltage conditions. That is much more reliable and positive than an ohmmeter check.

Such leakage testing is a valuable trouble-shooting tool. It's also invaluable for checking replacement ca-

lack of an analyzer in my workshop when I picked up a *Sprague Model TO-4 Tel-Ohmike* at the AWA Rochester conference last September. Let's go through this piece of equipment together and, I hope, put it in good working order. Most capacitor analyzers have similar features (though circuitry details will certainly vary), and you should find this experience helpful in selecting and restoring a unit of your own.

### FINDING THE EQUIPMENT

Before we get into *my* unit, here are some suggestions on acquiring your own. Capacitor analyzers are not hard to locate. Look on and under the tables at the next hamfest or antique-radio meet you attend, and you're almost certain to spot at least one. Most have a prominent knob attached to a large plastic cursor that sweeps over several concentric resistance and capacitance scales. Another standard feature is a "tuning-eye" tube, the use of which will be described a bit later.

Most hobby-kit makers of a few decades (or more) ago—Heathkit, Knight, and Eico, for example—had capacitor analyzers in their lines. Today, those units can often be picked up for under ten dollars (which is less, in fact, than you would have to pay a tube dealer for the 6E5 tuning eye that many of them contain). But I'd suggest that you hold out for one of the units manufactured for the radio/TV-service trade.

The professional units typ-

ically sell for just a bit more (in the \$20–\$30 range) than the hobbyist-grade kits. Though, as you might expect, design and construction are much more sophisticated, and you get more features for your money. Those units were generally offered by the major capacitor manufacturers. Solar, for one, had quite a few models on the market, as did Aerovox and Sprague.

Of course, you might also consider a modern digital capacitance or capacitance-inductance meter. Some digital volt-ohm meters offer capacitance and/or inductance scales as well. Such equipment has become very affordable in recent years, but it's unlikely that these meters (especially the portable hand-held versions) would be able to check leakage under working-voltage conditions. Since the digital meters generally operate from a couple of "AA" cells or a 9-volt battery, the necessary high voltage simply wouldn't be available.

### EXPLORING THE TO-4

I've included a shot of the TO-4 as it looked when I found it. As you can see, it came to me in pretty good shape. For the most part, there were no scratches, bumps, or other signs of rough treatment. Apart from the deteriorated and mostly missing leather carrying handle, the only physical problem seemed to be the pushed-in and loose viewing window (not visible in photo) on the leakage meter (upper right-hand corner of panel).

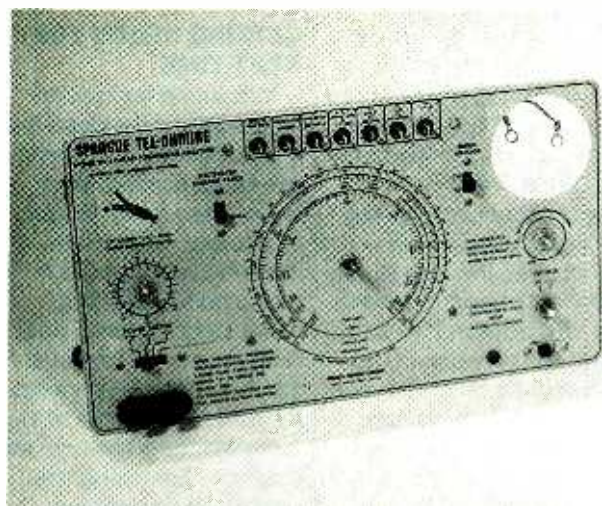


The Sprague TO-4 as received. Its physical condition was good, except for the pushed-in glass window on the meter at the upper right.

pacitors (which, even if unused, may very well be old stock) prior to installing them in a radio. Capacitor analyzers usually measure resistance, too, and often also assess something called the *power factor* (to be discussed later) of electrolytic capacitors.

I took steps to correct the






*The front panel as stripped for cleaning. The eye tube, meter, control knobs, and buttons have been removed.*

At that point, I wasn't concerned with the operation of the meter or the functioning of its various controls. What I wanted to do was open up the unit so that I could continue my physical inspection of the various components. I was able to do so quite easily after removing the few retaining screws located on the front edge and rear of the cabinet. A gentle push on the rear apron of the unit's electronic chassis (which was accessible through the line-cord opening in the cabinet back) released the front panel from its friction fit in the cabinet. I was then able to slide the cabinet away from the front-panel and chassis, exposing the interior to view.

Let me now digress just a bit to stress the importance of securing an instruction manual to go with your newly-acquired piece of test equipment. It will be invaluable in helping you not only identify and correct any problems that exist, but also (it goes without saying) understand and properly use all the features that have been built into the unit.

If you didn't get the instruction book along with



*The rear view of the TO-4 with its case removed. The assembly at the top of the panel is the pushbutton-switch unit.*

your capacitor analyzer, one of the most reliable ways of obtaining one is through Hi-Manuals, Box L-802, Council Bluffs, IA 51501. To do business with Hi-Manuals, you must first order their current catalog at a cost of \$2.00 postpaid (\$3.00 outside USA). The catalog will provide you with a listing of all manuals in stock, along with price and ordering information. I ordered one for the TO-4 immediately after purchasing it, so the manual was already waiting in my file when I was ready to give the unit some attention.

With the cabinet removed, I immediately began examining the wiring behind the panel and under the chassis for signs of tampering or tragedy. Most of us have experienced that sinking feeling when, on first opening up an exciting flea-market find, we discover tell-tale signs that a failed component has caused a chain reaction of burn-out and destruction or that an unskilled dabbler has preceded us—upsetting factory calibrations, making difficult-to-reverse changes, and generally de-

stroying the integrity of the piece. However, so far as I can tell right now, nothing like that has happened to this instrument!

### FIRST MOVES

With the initial inspection completed, I immediately removed the leakage meter so that I could turn my attention to the loose viewing window. It took only a moment to release the three retaining screws so that I could slide the Bakelite housing off the meter movement. I was concerned that the pushed-in glass might have


bent the meter pointer or otherwise damaged the movement.

Fortunately, I needn't have worried: The pointer was undistorted and still swung freely on its bearings. Not only that, but the loose glass was a snap to correct; its spring-loaded retaining ring had merely been pushed back a bit—a situation that was easily restored with a little gentle screw-driver pressure. After cleaning both sides of the glass, I quickly reassembled the meter case and put it aside for reinstallation at the appropriate time.

Next I removed and tested the three tubes: the 1619 beam-power tube used as a rectifier (to be discussed later), the 12J5 that serves as a meter amplifier during insulation-resistance tests, and the 1629 tuning-indicator tube. All of those tubes bore military "VT" numbers, by the way, suggesting that Sprague made some advantageous surplus buys when purchasing parts and materials to produce this instrument sometime in the early 1950's.

The 1619 tested quite weak, giving an indicator reading of less than half that specified for a good tube. The 12J5 was fine, though, as was the 1629—which lit up brightly in the checker and produced a strong shadow. I was a bit dubious about the 1619's low reading; for one thing, I've never seen a tube test quite as low as that one did without being completely burned out. For another, the black paint on that metal tube still looks fresh and shiny—not at all like the dull, oxidized finish I have learned to associate with metal tubes that have seen extensive use. However, my military TV-7 tube checker has always been quite reliable, so I plan to have a

# 3 NEW BOOKS for the Project Builder




**BP350—ELECTRONIC BOARD GAMES.....\$6.00**

Twenty novel electronic board games that you can build from the plans in this book. Whether you are interested in motor racing, searching for buried treasure on a desert island or for gold in Fort Knox, spinning the wheel of fortune, or doing a musical quiz—there is something for you to build and enjoy!


**PCP119—ELECTRONIC MUSIC AND MIDI PROJECTS.....\$14.95**

Save cash by building the MIDI gadgets you need. Want a MIDI THRU box, program change pedal, Metronome, analog echo unit, MIDI patchbay or switcher? Over 16 practical and very useful music and MIDI projects—all in this book! The projects are explained in detail with full instructions on assembly.



**BP301—ANTENNAS FOR VHF AND UHF.....\$6.00**

From installing a TV or FM antenna to setting up a multi-antenna array for shortwave listening or amateur radio, this book explains the basics of VHF and UHF antenna operation and installation. The text describes in easy-to-understand terms the essential information about how antennas work, the advantages of different antenna types, and how to get the best performance from an antenna.



Mail to: **Electronic Technology Today, Inc.**  
P.O. Box 240 • Massapequa Park, NY 11762-0240

## Shipping Charges in USA & Canada

\$0.01 to \$5.00.....	\$1.50	\$30.01 to \$40.00.....	\$5.50
\$5.01 to \$10.00.....	\$2.50	\$40.01 to \$50.00.....	\$6.50
\$10.01 to \$20.00.....	\$3.50	\$50.01 and above.....	\$8.00
\$20.01 to \$30.00.....	\$4.50		

Sorry, no orders accepted outside of USA and Canada. All payments must be in U.S. funds only.

Number of books ordered.

Total price of books.....	\$	_____
Shipping (see chart).....	\$	_____
Subtotal.....	\$	_____
Sales Tax (NYS only).....	\$	_____
Total enclosed.....	\$	_____

Name \_\_\_\_\_  
Address \_\_\_\_\_  
City \_\_\_\_\_ State \_\_\_\_\_ ZIP \_\_\_\_\_

Please allow 6-8 weeks for delivery.

new 1619 tube on hand in time for next month.

With the tubes still out of their sockets, I plugged in the line cord and tried to switch the analyzer on so that I could check the secondaries of the power transformer. The slide switch used for "power" moved to the "on" position only with great difficulty and could be switched off again only through the use of brute force. So before proceeding to the transformer testing, I decided to try some contact cleaner/lubricant spray.

The spray nozzle slipped neatly through a hole in the switch housing, and a light touch on the button saturated the space within with the magic preparation. Working the switch back and forth a few times took care of the problem, and the control now slides quite easily. While I was at it, I gave all of the other switch and pushbutton contacts in the instrument a similar treatment.

Turning my attention to the transformer again, I switched on the power and got out the VOM so that I could check out the secondaries. There were several of them, but it was easy to tell which was which because the lugs on the transformer are numbered to match corresponding points on the schematic diagram. All of the secondaries checked out okay, and the main high-voltage winding astonished me by reading almost 800 volts. It was the first time in a long while that I've found it necessary to switch the VOM to a 1-kV range. But when I remembered that the instrument was designed to check capacitors at DC working voltages of up to 600, the 800-volt secondary made more sense.

## GETTING READY FOR NEXT TIME

To finish off this month's work session, I removed the knobs, buttons, and tuning-eye bezel from the front panel, then gave the panel, cabinet, and all the removed knobs and buttons a good soap-and-water cleaning. Brillo pads (well-moistened to prevent scratching) were very helpful in removing some of the more serious grime from the cabinet. After drying, the panel and cabinet certainly looked a good deal brighter and trimmer.

The layer of dust covering the chassis and some of the assemblies in back of the front panel was removed next, with cloths and Q-Tips. As a final step, the meter, tuning eye, and all the knobs and buttons were re-assembled on the panel in preparation for next month's work session.

Next month, the new 1619 will be on hand, and I'll also have a couple of fresh electrolytic capacitors to replace the pair of 12- $\mu$ F units used in the filter circuit. I don't know that the originals are bad, but 40-year-old electrolytics certainly have to be a bit suspect. I'd just as soon have new ones in place before putting the analyzer into service again.

As for the other capacitors in the instrument, most of which are molded paper, I'm leaving them in and keeping my fingers crossed. Many of them are used as standards for capacitance measurement or used for calibration purposes. I'll just have to assume that Sprague installed some of its best-quality capacitors in those spots and that they're probably still okay.

We'll be back on this project next month, at which time we'll begin to check out the various features of the instrument.



# GET THE LATEST ADVANCES IN ELECTRONICS

SUBSCRIBE TO—

# Electronics NOW<sup>®</sup>



## ENJOY THE WORLD OF ELECTRONICS EACH MONTH!

Subscribe to the best informed electronics magazine—the one that brings you the latest high-tech construction projects, feature articles on new technology, practical troubleshooting techniques, circuit design fundamentals, and much more.

**Electronics Now** looks to the future and shows you what new video, audio and computer products are on the horizon. You'll find helpful, monthly departments such as Video News, Equipment Reports, Hardware Hacker, Audio Update, Drawing Board, Computer Connections, New Products, and more. All designed to give you instruction, tips, and fun.

### Electronics Now gives you exciting articles like:

- Buyer's Guide to Digital Oscilloscopes
- Build A Scanner Converter
- Single-Chip Voice Recorder
- Build A MIDI Interface for your PC
- Troubleshoot Microprocessor Circuits
- Build A High-Power Amplifier for your Car
- Add Music On Hold to your Phone
- All About Binaural Recording
- VGA-to-NTSC Converter



FOR FAST SERVICE CALL OUR TOLL-FREE NUMBER!

# 1-800-999-7139

## DON'T DELAY — SUBSCRIBE TODAY!

If you prefer, just fill out the order card in this magazine and mail it in today.

7PL47

# COMPUTER BITS

By Jeff Holtzman

## Va Va Va Video

If you're running Windows with an older non-accelerated video card, you're in luck. Do not walk, but run to your nearest computer outlet and snatch up an ATI Graphics Pro Turbo. It's a 64-bit accelerated video card that gives new meaning to the word speed. I've gone through a series of system upgrades throughout 1994 (more on those next time), but the ATI card gave by far the most noticeable improvement.



ATI's new Graphics Pro Turbo is one of the new breed of 64-bit graphics accelerator cards. As this benchmark test shows, it redefines the meaning of speed under Windows.

In case you're wondering about the concept of 64 bits, no, you don't need some fancy new expansion bus; 64 refers to the card's internal data pathway. ATI sells versions of the card for the standard 16-bit ISA bus, and for the 32-bit VESA and PCI local buses. I tested the VLB version, and it's a screamer. I would expect comparable results on the PCI version, but somewhat less on the ISA version.

The card comes with either two or four megabytes of RAM; two-MEG cards are

upgradeable to four. The amount of RAM determines the maximum resolution and color depth that the card can handle. The 4-MB card supports 24-bit color at the following resolutions: 640 x 480, 800 x 600, 1024 x 768, 1152 x 864, and 1280 x 1024. You'll need a fast monitor (110 MHz) to handle 24-bit color at the highest resolution.

The Graphics Pro Turbo can run in a variety of color levels: 8, 15, 16, and 24 bits-per-pixel (bpp). The 24-bit mode provides what graphics professionals call "true color." The board can also run in a 32-bit per pixel mode, which gives a performance boost, because the CPU's natural word size is 32 bits anyway. The trade-off is memory usage, but with a 4-MB card running at 1024 x 768 (my test configuration), memory usage was not a problem.

### SPEED TESTS

I ran the card through three sets of benchmark tests (WinTach 1.0, published by Texas Instruments; Windsock 3.02, by Technical Pixies of Australia; and WinBench 3.11, published by PC Magazine). Naturally, I got contradictory results from the tests. But, in general, at my test resolution, the 8-bit color mode ran almost twice as fast as the 32-bpp mode. In addition, the 32-bpp mode ran about 50% faster than the 24-bpp mode.

I ran the same set of tests on my old video card, a co-processor-based Hercules Graphics Station, which in its heyday was no slouch. Depending on the test, the

ATI card showed improvements of anywhere from 3 to 30 times.

Given the moderately inconclusive test results, let me give you my subjective opinion: Strap yourself in before running this card! It's probably not ten times as fast as my old Hercules, but windows snap up on screen in a wholly new and totally pleasurable way. Scrolling through a word-processor document happens instantaneously; there is no evidence of a wave of pixel writes moving down the screen. It's just like DOS text mode; press the page-down key and you're there. It's totally addictive.

### SOFTWARE GOODIES

The card comes with drivers for several operating systems, including Windows 3.x, OS/2 2.1, and Windows NT; and drivers for DOS versions of AutoCAD, Word, and WordPerfect. I tested it under Windows for Workgroups 3.11.

Several Windows-based utility programs round out the package. One allows you to vary screen resolution, color depth, and other factors. Another allows hot-key video mode switching. The mode switcher, however, was buggy. First, switching modes invariably fouled up the color palette, yielding a sickly green background color. Second, the mode switcher did not reliably detect when the hot keys were pressed. Third, the hot-key and mode-edit screen had bugs.

One interesting feature of the card is its ability to define a "desktop" that is



larger than your physical screen. When the mouse pointer moves to the edge of the screen, the display pans to show the off-screen portion of the image. This is nice when dealing with large bitmaps—for example, an image from a Photo CD.

Another useful feature is a color correction utility. Professional graphics artists need precise matching between screen colors and printed output, and the supplied utility can help. I found it useful because my monitor, an old 19-inch NEC MultiSync XL, has a rather dim display. The contrast and brightness knobs help somewhat, but the ATI color correction utility really does the trick.

I had some trepidation before installing the card, as past ATI cards have had a reputation for belonging

to the "driver-of-the-week" club—i.e., buggy, with continual revisions fixing some bugs but introducing others. In this case, I'm happy to report that ATI seems to have cleaned up its act. In several weeks of use, I've had no problems (other than mode switching, which I don't often use anyway) running any Windows or DOS applications.

So if you're in the market for a system upgrade or contemplating the purchase of a new system, check out ATI's Graphics Pro Turbo. Just strap yourself in tightly before taking off. ■

#### Vendor Information

ATI Graphics Pro Turbo  
ATI TECHNOLOGIES, INC.  
33 Commerce Valley Drive East  
Thornhill, Ontario, Canada  
L3T 7N6  
(905) 882-2600

## Earn Your B.S. Degree in COMPUTERS or ELECTRONICS



### By Studying at Home

Grantham College of Engineering, now in our 44th year, is highly experienced in "distance education"—teaching by correspondence—through printed materials, computer materials, fax, modem, and phone.

No commuting to class. Study at your own pace, while continuing on your present job. Learn from easy-to-understand but complete and thorough lesson materials, with additional help from our instructors.

Our Engineering Technology B.S. Degree Program is available in either of two options:

- (1) The B.S.E.T. with Major Emphasis in Electronics, OR
- (2) The B.S.E.T. with Major Emphasis in Computers.

Our Computer Science B.S. Degree Program leads to the B.S.C.S.—the Bachelor of Science in Computer Science.

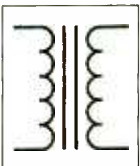
An important part of being prepared to *move up* is holding the right college degree, and the absolutely necessary part is knowing your field. Grantham can help you both ways—to learn more and to earn your degree in the process.

Write or phone for our free catalog. Toll free, 1-800-955-2527, or see mailing address below.

Accredited by  
the Accrediting Commission of the  
Distance Education and  
Training Council

**GRANTHAM**  
*College of Engineering*  
Grantham College Road  
Slidell, LA 70460

#### Coil Design and Construction Manual



## YOU CAN WIND YOUR OWN COILS?

There's no trick to it except knowing what you are doing. In a unique, 106-page book you can become expert in winding RF, IF, audio and power coils, chokes and transformers. Practically every type of coil is discussed and necessary calculations are given

with the mathematical data simplified for use by anyone. Get your copy today!

Mail coupon to:

**Electronics Technology Today, Inc.**  
**P.O. Box 240 • Massapequa Park, NY 11762-0240**

Please send me my copy of *Coil Design and Construction Manual* (BP160). I enclose a check or money order for \$8.45 to cover the book's cost and shipping-and-handling expenses. NY state residents must add local sales tax.

Name \_\_\_\_\_

Address \_\_\_\_\_

City \_\_\_\_\_ State \_\_\_\_\_ ZIP \_\_\_\_\_

All orders must be paid in U.S. funds only. Sorry, no orders accepted outside of USA and Canada. Please allow 6-8 weeks for delivery.

# CIRCUIT CIRCUS

By Charles D. Rakes

## Making Waves

**B**uilding and playing with waveform-generator circuits can be a lot of fun. If you look at the circuitry in your TV, VCR, camcorder, or computer monitor you'll find one or more waveform generators working there. If you take a look at some of the more popular pieces of test equipment, you'll find even more waveform-generator circuits. So, considering the many ways that waveform generators are used, it is highly possible that one of the circuits discussed here just might fit into a future project. Besides, playing with waveform-generator circuits is fun, so take the plunge and check one out.

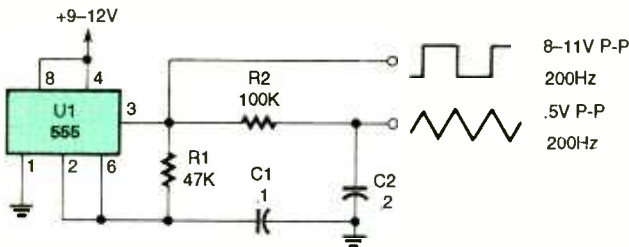


Fig. 1. This triangle waveform generator was designed to give good results with as few parts as possible.

### TRIANGLE WAVEFORM GENERATOR

The first circuit, in Fig. 1, is a triangle waveform-generator circuit that uses as few parts as possible. A 555 timer IC, two resistors, and two capacitors make the triangle waveform. The IC is connected in a 50% duty cycle astable square-wave oscillator circuit. The square-wave output is fed from pin 3 of the IC to an RC shaping circuit.

When the 555's square-wave output goes high, C2 begins to charge through R2 and the voltage across

### PARTS LIST FOR THE TRIANGLE WAVEFORM GENERATOR (Fig. 1)

#### RESISTORS

(All fixed resistors are 1/4-watt, 5% units.)

R1—47,000-ohm

R2—100,000-ohm

#### CAPACITORS

C1—0.1- $\mu$ F, Mylar

C2—0.2- $\mu$ F, Mylar

#### ADDITIONAL PARTS AND MATERIALS

U1—555 oscillator/timer, integrated circuit  
IC socket, wire, solder, etc.

C2 increases as long as the output remains high. When the IC's output goes low again, C2 begins to discharge through R2 reducing the voltage across C2 as long as the output remains low. The resulting waveform across C2 takes the shape of a triangle. The best waveform linearity is obtained when R2 and C2 are made as large as possible. With the component values shown, the peak-to-peak output is 0.5 volts at a frequency of about 200 Hz.

The oscillator's frequency may be varied by changing the values of R1 and C1. Increasing the value of either component will lower the frequency, and decreasing the value will increase the frequency. To maintain the peak-to-peak output level, the values of R2 and C2 will need to be adjusted as the frequency

changes. As the oscillator's frequency goes up, the value of C2 will need to decrease in value. The output voltage may then be fine-tuned using R2.

### SAWTOOTH GENERATOR

A sawtooth waveform generator circuit using the same 555 IC is shown in Fig. 2. The IC is connected in an astable oscillator circuit with the majority of the output contained in the positive portion of the cycle. The negative output is a very brief pulse.

Capacitor C2 charges through R3 in a positive direction during the time that the IC's output (at pin 3) is high. When the output goes negative, C2 is rapidly discharged through D1 and the IC's output.

The peak-to-peak sawtooth output is about 1

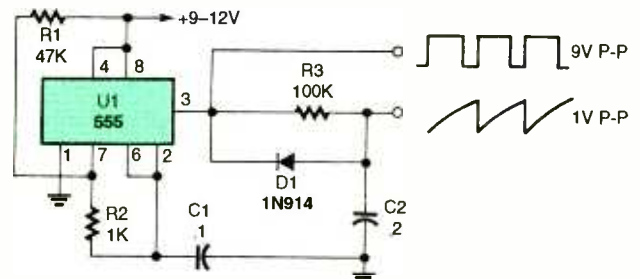


Fig. 2. This sawtooth generator is built around a 555 configured as an astable multivibrator.



## PARTS LIST FOR THE SAWTOOTH GENERATOR (Fig. 2)

### SEMICONDUCTORS

U1—555 oscillator/timer, integrated circuit  
D1—1N914 silicon diode

### RESISTORS

(All fixed value resistors are 1/4-watt, 5% units.)

R1—47,000-ohm  
R2—1,000-ohm  
R3—100,000-ohm

### CAPACITORS

C1—0.1- $\mu$ F, Mylar  
C2—0.2- $\mu$ F, Mylar

### ADDITIONAL PARTS AND MATERIALS

IC socket, wire, solder, etc.

volt. The linearity of this circuit, like the last, is best when R3 is as large as possible. The oscillator's frequency is about 200 Hz and may be increased by lowering either the value of R1 or C1; to decrease the frequency, increase the values of those components.

## IMPROVED SAWTOOTH GENERATOR

Neither of the two 555-based waveform generator circuits presented thus far offer a high-level output or perfect linearity, but, for their simplicity, each can perform well in many circuit applications.

The output linearity may

be greatly improved by going to a constant-current capacitor charging circuit. That will also produce a much greater peak-to-peak output level. Take a look at the sawtooth generator circuit in Fig. 3 and you will see that Q1 is connected in a simple constant-current generator circuit. The value of Q1's emitter resistor sets the constant-current level flowing from the transistor's collector to the charging capacitor, C1.

One op-amp of a LM324 quad op-amp IC, U1-a, is connected in a voltage-follower circuit. The input impedance of the voltage

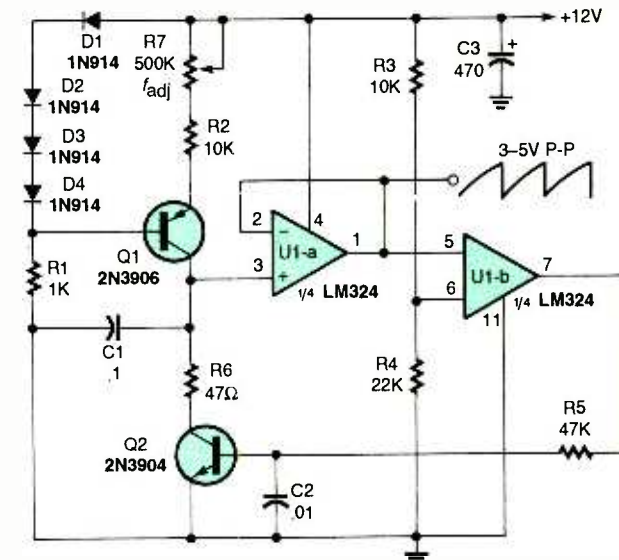


Fig. 3. Transistor Q3 is connected in a simple constant-current generator circuit in this improved sawtooth generator. This circuit offers improved linearity and a higher output.

follower is very high and offers little or no load on the charging circuit. The follower's output is connected to the input of U1-b, which is configured as a voltage

comparator. The comparator's other input is tied to a voltage divider setting the input level to about 8 volts.

The output of U1-b at pin

## PARTS LIST FOR THE IMPROVED SAWTOOTH GENERATOR (Fig. 3)

### SEMICONDUCTORS

U1—LM324 quad-op-amp, integrated circuit  
Q1—2N3906 PNP transistor  
Q2—2N3904 NPN transistor  
D1—D4—1N914 silicon diode

### RESISTORS

(All fixed resistors are 1/4-watt, 5% units.)

R1—1,000-ohms  
R2, R3—10,000-ohm  
R4—22,000-ohm  
R5—47,000-ohm  
R6—47-ohm  
R7—500,000-ohm, potentiometer

### CAPACITORS

C1—0.1- $\mu$ F, Mylar  
C2—0.01- $\mu$ F, Mylar  
C3—470- $\mu$ F, 16 WVDC, electrolytic

### ADDITIONAL PARTS AND MATERIALS

IC socket, wire, solder, hardware, etc.

# Need some juice?

Check out Global Specialties®  
two NEW power supplies.



## 1302-A POWER SUPPLY

- Two 0-30VDC variable supplies
- One 5VDC fixed supply
- 0-30VDC @ 1A, 5VDC @ 5A
- 5VDC supply variable from 4 to 6VDC
- Two digital readouts
- Displays current or voltage
- Series or parallel operation
- Powers large logic systems
- Heavy duty transformer isolated design

## 1303 PROGRAMMABLE POWER SUPPLY

- Two 0-30VDC variable supplies
- One 5VDC fixed supply
- 0-30VDC up to 2A, 5VDC @ 5A
- 5VDC supply variable from 4 to 6VDC
- LCD - Alpha-numeric backlit display
- Continuous display of voltage and current
- Bar graph shows peak current
- Constant voltage or constant current mode
- Series or parallel operation
- Optional RS-485 or RS-232 serial ports




**GLOBAL SPECIALTIES** • (800) 572-1028  
70 Fulton Terrace, New Haven, CT 06512  
(203) 466-6103 • Fax: (203) 468-0060

CIRCLE 167 ON FREE INFORMATION CARD


an  
**interplex**  
media systems  
company








3475P \$19.95



2800P \$17.95



3627P \$19.95




4179H \$26.95 Hardcover




4331H-XX \$29.95 Counts as 2/Hardcover




3671P \$18.95




4271H \$29.95 Hardcover



4244P \$9.95



37774-XX \$32.95 Counts as 2/Hardcover



4362P \$16.95



3802H-XXX \$84.95 Counts as 3/Hardcover




1604P \$17.95



3825P \$17.95




3711P \$19.95



4334P \$17.95



3258P \$19.95




4261H-XX \$35.00 Counts as 2/Hardcover




4325H-XX \$39.95 Counts as 2/Hardcover



36774-XX \$34.95 Counts as 2/Hardcover



3632P \$10.95



#376026H-XX \$39.50 Counts as 2/Hardcover




4139P \$15.95



4110H \$27.95 Hardcover



4112H-XX \$29.95 Counts as 2/Hardcover



2880P \$15.95



4061P \$9.95



4122H-XX \$36.95 Counts as 2/Hardcover




4209P \$19.95



4227P \$15.95



1367P \$29.95



0-04348H-XX \$49.50 Counts as 2/Hardcover

# Select any 5 books

## for only \$4<sup>95</sup>

(values up to \$166.70)

### plus 1 BOOK FREE upon prepayment

when you join the Electronics Book Club®

### As a member of the Electronics Book Club . . .

. . . you'll enjoy receiving Club bulletins every 3-4 weeks containing exciting offers on the latest books in the field at savings of up to 50% off of regular publishers' prices. If you want the Main Selection do nothing and it will be shipped automatically. If you want another book, or no book at all, simply return the reply form to us by the date specified. You'll have at least 10 days to decide. If you ever receive a book you don't want due to late delivery of the News, you can return it at our expense. Plus you'll be eligible for FREE BOOKS through the Bonus Book Program. Your only obligation is to purchase 3 more books during the next 12 months, after which you may cancel your membership at any time.

A shipping/handling charge and sales tax will be added to all orders. All books are softcover unless otherwise noted. (Publishers' prices shown) If you select a book that counts as 2 choices, write the book number in one box and XX in the next. If you select a book that counts as 3 choices, write the book number in one box and XXX in the next 2 boxes. ©1994 Electronics Book Club PE1194

If card is missing, write to: Electronics Book Club, Blue Ridge Summit, PA 17294-0810

# DX LISTENING

By Don Jensen

## Radio Jamming in the 1990's

Every couple of years, it seems, we hear news reports that jamming has ended, only to later learn that the obituary was premature. When the Cold War era ended and the Soviet Union collapsed, we thought there no longer was a reason for jamming another country's shortwave broadcasts. We were wrong, of course. There still are countries in the world that are afraid to let their citizens freely listen to broadcasts from outside their borders.



*Bart Gribnau, interim managing director of Radio Netherlands, says that changes are coming to that popular SW broadcaster.*

The end of the Soviet communist era did make a big difference, though. No longer do we experience anything like the level of jamming that plagued past decades, when every evening, dozens of frequencies and huge chunks of the international SW bands were blocked by raucous noise transmissions.

But jamming does continue on shortwave and one of the culprits has been China. A few months ago, however, a senior U.S. official told reporters that

China had agreed to a visit by a team of American technicians to talk about halting its jamming of Voice of America radio broadcasts. That was considered significant, since ending the jamming of foreign radio broadcasts has been one of seven human rights demands set by President Bill Clinton.

When China halts its jamming of foreign SW broadcasts, it will be another step in the right direction. However, we'd be foolish to believe that it will mark the end of jamming. A number of other countries will continue to do so, and probably will for years to come.

A considerable amount of information about the USSR's more than 40-year jamming campaign against Western SW broadcast has been revealed in the past couple of years. Powerful transmitters with antenna arrays on towers in many locations throughout the former USSR made it a tremendously costly operation for the Soviets. It is estimated that operating a jamming system to try to prevent listeners in a specific territory from hearing a broadcast is seven times more costly than broadcasting that program.

Over the years, stations like *Radio Free Europe* and *Radio Liberty*, aimed at listeners in eastern Europe and in the Soviet Union itself, developed techniques to fool the jammers. However, the USSR did have substantial success and their systems were becoming more sophisticated.

According to reports, the USSR used two types of jam-

mers. One was a short-range groundwave sort that blanketed a big area of the Soviet homeland with radio noise. The other involved long-range jamming using highly directional antennas.

As late as the mid-1980's, when the radio Cold War supposedly was relatively quiet, some 95 percent of *Voice of America* broadcasts to audiences in the USSR suffered some jamming. At the same time, 98 to 100 percent of Radio Liberty and RFE broadcasts were jammed to some degree.

In Lithuania, for instance, there were up to five jammer sites, each with 10 to 15 separate 5,000-watt transmitters. Located near major population centers, each site could pump radio noise into a nearby area, up to 40 kilometers in diameter. Besides that, long-range jamming signals were bounced into the same area by skywave from 50- to 500-kilowatt stations, 500 to 3,000 kilometers away.

It was, of course, not foolproof. Many persistent listeners in the USSR found ways to escape the jamming. By careful monitoring of the many frequencies of, say, the Russian language Radio Liberty, it was possible to find holes in this blanket of jamming.

Listeners were helped by tricks developed by the stations they were trying to hear. A recent article in *World Broadcast News* says that Radio Liberty, for instance, used to pause for two or three minutes on the hour, knowing that the Soviet jammers typically checked the bands for off-fending signals at that time.



Finding a channel unoccupied by Radio Liberty, they might leave it unlocked for an entire hour, during which time, Radio Liberty resumed its broadcasting without interference. The Soviet jammers at times could be even more lax in their efforts, sometimes "wasting" their noise transmissions on random SW frequencies just to use up their monthly electric-power allotment.

In the late 1970's, a new type of jamming was invented. The Soviets called it *rechepodobyn*, or voice-like signal. It consisted, mostly, of tapes of *Radio Moscow's* own programs, played backwards. Its advantage was that the resulting noise conformed to the timbre of the human voice, making it effective in muffling voice broadcasts such as newscasts. A later jamming technique involved retransmitting an electronically distorted version of the incoming signal, making it seem, for example, as though Radio Liberty somehow was blocking its own programming.

When the USSR broke up, many of these jamming transmitters were dismantled. Others were acquired by many of the small, private commercial stations that have sprung up in Russia and the other new republics. In once-again independent Lithuania, for example, *Radio Centras*, sometime heard on shortwave these days by North American DX'ers, uses one of the former jamming transmitters for its programs.

**CREDITS:** Brian Alexander, PA; Jerry Berg, MA; Julianna Bickus, VA; Rufus Jordan, PA; Marie Lamb, NY; Ernest Lawrence, NY; Ken McHarg, ECUADOR; Don Moore, IA; North American SW Association (45 Wildflower Road, Levittown, PA 19057)

## CHANGES COMING

"Programming will always be at the heart of our operation," says Bart Gribnau, interim managing director of *Radio Netherlands*. "But the way we get those programs to listeners is changing much faster than anyone could have predicted."

The Radio Netherlands board of directors has been busy redefining the role of Holland's external broadcasting service for the rest of the decade and beyond. The international broadcaster's publication, *On Target*, reported that Radio Netherlands will be undergoing some changes to "ensure that we can improve the quality of the programs and maintain a competitive edge against other international broadcasters."

Gribnau says Radio Netherlands needs to consider how programs will change as a result of more local stations outside Holland rebroadcasting its satellite-fed signals, and the future introduction of digital audio broadcasting. The result, he suggests, will be that Radio Netherlands will have to choose between serving some targets well, or not at all. "There has been a lot of theory put forward at recent broadcasting conferences. Now we're going to put some of it into practice."

We hope that this doesn't mean that Radio Netherlands intends to focus its future on satellite, rather than supposedly "old fashioned" shortwave. But it might! One positive point, though, is that Radio Netherlands does pay attention to what its listeners are saying. *On Target* cites a recent survey of 2,000 listeners to its English language programs. Yvonne van den Brand of the re-

search department notes that the survey showed that "people are listening considerably longer to our programs than during the last survey, often more than an hour a day" and that the station's documentaries are especially popular with North American listeners.

So, more than ever, SWL's who want to continue to hear Radio Netherlands' programming on shortwave for a long time to come would be wise to drop a line to the station. Tell them that satellite relays to local FM rebroadcasters may be okay, but don't short change shortwave!

## DOWN THE DIAL

Let's take a look at what's being heard on the shortwave bands these days:

**AUSTRALIA**—6,150 kHz. *Radio Australia* is logged here in English at 2050 UTC.

It is also in parallel on 11,695 and 11,880 kHz at the same time.

**BRAZIL**—15,445 kHz. *Radio Nacional Brasilia* is noted in English, with Brazilian pops, at around 1250 UTC.

**INDIA**—11,445 kHz. *All India Radio* is noted here from shortly after 1800 UTC, with English programming, news and sports, commentary, and a music.

**MONACO**—7,385 kHz. *Trans World Radio* was heard here earlier than its normal time, at 0650 UTC, with an English language religious broadcast, "Hour of Freedom."

**SOLOMON ISLANDS**—5,020 kHz. *The Solomon Islands Broadcasting Corp.* at Honiara is a real DX-listening target, especially when it features the exotic island music of the Pacific. Try this one around 1100 UTC. ■

# Earn \$1000

## A Week While You Learn High Paying VCR Repair.

Earn While You Learn . . .  
Secrets Revealed . . .




### Train at Home

If you are able to work with small hand tools and possess average mechanical ability, you could earn top dollar part time or full

time. Our learn by doing method teaches you how to work on VCR's without boring unnecessary electronic basics.

**For Free Information Package Send Coupon to:**  
Foley-Belsaw Institute, 6301 Equitable Road,  
Kansas City, MO 64120

<b>Check VCR or another High Paying Career Field</b>  <b>Since 1926</b>	<input type="checkbox"/> VCR Repair, Dept. 62201
	<input type="checkbox"/> Computer Repair, Dept. 64102
	<input type="checkbox"/> TV/Satellite Dish, Dept. 31016
	<input type="checkbox"/> Advance VCR Repair, Dept. 65023
	<input type="checkbox"/> Camcorder Repair, Dept. 66033
	<input type="checkbox"/> Fax Repair, Dept. 67033
<input type="checkbox"/> Printer Repair, Dept. 68033	
Name _____	
Address _____	
City _____	
State _____ Zip _____	

CIRCLE 154 ON FREE INFORMATION CARD

# ELECTRONICS MARKET PLACE

## FOR SALE

**CABLE test chips.** Jerrold, Tocom, S.A., Zenith. Puts cable boxes into full service mode! \$29.95 to \$59.95. 1 (800) 452-7090, (310) 902-0841.

**SECRET cable descramblers!** Build your own descrambler for less than \$12.00 in seven easy steps! Radio Shack parts list and free descrambling methods that cost nothing to try, included. Send \$10.00 to: **INFORMATION FACTORY**, PO Box 669, Seabrook, TX 77586. For COD's (713) 922-3512 any time!

**300 Experimenters Circuits** — Complete in 6 practical books using diodes, relays, FET's, LED's, IC 555's, and IC CA3130's for building blocks. Only \$33.00 plus \$5.50 for shipping, USA and Canada only. US funds. **ETT, INC.**, PO Box 240, Massapequa Park, NY 11762-0240.

**SECURITY** screwdriver set, \$19.95. **SUNSET ELECTRONICS**, 16776 Bernardo Center Dr., Suite 110B, San Diego, CA 92128.

**LOW prices** on electronic parts since 1970. Get our monthly flyer. Phone/fax (702) 795-7151. **STAR-TRONICS**, Box 98102, Las Vegas, NV 89193.

**VIDEO** stabilizer removes copyguard \$39.95. **SUNSET ELECTRONICS**, 16776 Bernardo Center Dr., Suite 110B, San Diego, CA 92128.

**CABLE TV converters & descramblers.** Wholesalers welcome! **30 day \$\$\$ back!** Free catalog! **PERFORMANCE ELECTRONICS INC.** 1 (800) 815-1512.

## CLASSIFIED AD ORDER FORM

To run your own classified ad, put one word on each of the lines below and send this form along with your check to:

**Popular Electronics Classified Ads**, 500-B Bi-County Boulevard, Farmingdale, N.Y. 11735

**PLEASE INDICATE** in which category of classified advertising you wish your ad to appear. For special headings, there is a surcharge of **\$11.00**.

( ) Plans/Kits ( ) Business Opportunities ( ) For Sale  
( ) Education/Instruction ( ) Wanted ( ) Satellite Television

Special Category: \$11.00

### PLEASE PRINT EACH WORD SEPARATELY, IN BLOCK LETTERS.

(No refunds or credits for typesetting errors can be made unless you clearly print or type your copy.) Rates indicated are for standard style classified ads only. See below for additional charges for special ads. **Minimum: 15 words.**

1	2	3	4	5
6	7	8	9	10
11	12	13	14	15 (\$23.25)
16 (\$24.80)	17 (\$26.35)	18 (\$27.90)	19 (\$29.45)	20 (\$31.00)
21 (\$32.55)	22 (\$34.10)	23 (\$35.65)	24 (\$37.20)	25 (\$38.75)
26 (\$40.30)	27 (\$41.85)	28 (\$43.40)	29 (\$44.95)	30 (\$46.50)
31 (\$48.05)	32 (\$49.60)	33 (\$51.15)	34 (\$52.70)	35 (\$54.25)

We accept MasterCard and Visa for payment of orders. If you wish to use your credit card to pay for your ad fill in the following additional information (Sorry, no telephone orders can be accepted.):

Card Number \_\_\_\_\_

Expiration Date \_\_\_\_\_

PRINT NAME \_\_\_\_\_

SIGNATURE \_\_\_\_\_

**IF YOU USE A BOX NUMBER YOU MUST INCLUDE YOUR PERMANENT ADDRESS AND PHONE NUMBER FOR OUR FILES. ADS SUBMITTED WITHOUT THIS INFORMATION WILL NOT BE ACCEPTED.**

**CLASSIFIED COMMERCIAL RATE:** (for firms or individuals offering commercial products or services) \$1.55 per word prepaid (no charge for ZIP code). **MINIMUM 15 WORDS.** 5% discount for same ad in 6 issues within one year; 10% discount for 12 issues within one year if prepaid. **NON-COMMERCIAL RATE:** (for individuals who want to buy or sell a personal item) \$1.25 per word, prepaid...no minimum. **ONLY FIRST WORD AND NAME** set in bold caps at no extra charge. Additional bold face (not available as all caps) **30¢ per word additional.** Entire ad in boldface, \$1.85 per word. **TINT SCREEN BEHIND ENTIRE AD:** \$1.90 per word. **TINT SCREEN BEHIND ENTIRE AD PLUS ALL BOLD FACE AD:** \$2.25 per word. **EXPANDED TYPE AD:** \$2.05 per word prepaid. Entire ad in boldface, \$2.45 per word. **TINT SCREEN BEHIND ENTIRE EXPANDED TYPE AD:** \$2.55 per word. **TINT SCREEN BEHIND ENTIRE EXPANDED TYPE AD PLUS ALL BOLD FACE AD:** \$2.95 per word. **DISPLAY ADS:** 1" x 2 1/4"—\$205.00; 2" x 2 1/4"—\$410.00; 3" x 2 1/4"—\$615.00. **General Information:** Frequency rates and prepayment discounts are available. **ALL COPY SUBJECT TO PUBLISHERS APPROVAL. ADVERTISEMENTS USING P.O. BOX ADDRESS WILL NOT BE ACCEPTED UNTIL ADVERTISER SUPPLIES PUBLISHER WITH PERMANENT ADDRESS AND PHONE NUMBER.** Copy to be in our hands on the 13th of the fourth month preceding the date of issue (i.e.: Sept. issue copy must be received by May 13th). When normal closing date falls on Saturday, Sunday or Holiday, issue closes on preceding work day. Send for the classified brochure. Circle Number 49 on the Free Information Card.

## ★ 1994 CATALOG ★ OF THE WORLD'S MOST FAMOUS CB ANTENNAS & ACCESSORIES

### — FIRESTIK ANTENNA —

2614 E. Adams · Phoenix, AZ 85034  
Write or Call, 602-273-7151

**CABLE descramblers** and test turn-on kits available for most makes and models. No catalog, no 800 number equals your lowest prices. Call others, then compare our prices! We repair most cable equipment, and pay cash for unwanted cable boxes. No Florida sales. (305) 425-0751.

**THE Case Against Patents.** Thoroughly tested and proven alternatives that work in the real world. \$28.50. **SYNERGETICS PRESS**, Box 809-C, Thatcher, AZ 85552. (602) 428-4073. Visa/MC.

**CABLE TV converters/descramblers** 2 year warranties on Jerrold, Zenith, Tocom, Scientific Atlanta. We service most converters. Money back guarantee. **NATIONAL CABLE SERVICES** (219) 935-4128.

**CB Radio modifications!** Frequencies, 10M, sliders, FM, amplifiers, books, kits, repairs, high-performance accessories. The best since 1976! Catalog \$3.00. **CBCI**, Box 31500PE, Phoenix, AZ 85046.

## CB RADIO OWNERS!

We specialize in a wide variety of technical information, parts and services for CB radios. 10-Meter and FM conversion kits, repair books, plans, high-performance accessories. Thousands of satisfied customers since 1976! Catalog \$3.

**CBC INTERNATIONAL, INC.**  
P.O. BOX 31500PE, PHOENIX, AZ 85046

## Learn to fix computers!

Home study. Earn great money repairing troubleshooting, upgrading, and installing PCs. Free literature: 800-223-4542.

Name \_\_\_\_\_ Age \_\_\_\_\_

Address \_\_\_\_\_

City \_\_\_\_\_ State \_\_\_\_\_ Zip \_\_\_\_\_

The School of PC Repair, Dept. JJM341  
6065 Roswell Road, Atlanta, Georgia 30328



**PRINTED** circuit boards — etched, drilled, tin plated. Single sided \$1.25/sq. inch. Free shipping. **CHELCO ELECTRONICS**, 61 Water Street, Mayville, NY 14757. 1 (800) 388-8521.

**PROTECT** yourself and cash in on crime, security devices catalog and special offer, \$5.00, write **GEMINI ENTERPRISES**, PO Box 1558, Bristol, CT 06011-1558.

**DESCRAMBLE** cable with simple circuit added to Radio Shack RF modulator and using VCR as tuner. Instructions \$8.00. **TELCOM**, POB 832P11, Brusly, LA 70719.

### PLANS & KITS

**60 Solderless Breadboard Projects** in two easy-to-read pocket books. Complete with circuit descriptions, schematics, parts layouts, component listings, etc. Both books (BP107 & BP113) only \$11.90 plus \$3.50 for shipping. USA and Canada only. US funds. **ETT, INC.**, PO Box 240, Massapequa Park, NY 11762-0240.

### EDUCATION/INSTRUCTION

**ELECTRONIC engineering**. 8 volumes complete. \$109.95. No prior knowledge required. Free brochure. **BANNER TECHNICAL BOOKS**, 1203 Grant Avenue, Rockford, IL 61103.

**BECOME** an electronics engineer! Money for college available. Call (609) 266-2887 ext. 112 for recorded message.

**BECOME** an amateur radio operator ham. Information how \$3.00 **D&S INT.**, PO Box 73560, Metairie, LA 70033-3560.

**DIGITAL electronics**, learn at home or college for digital computers, full color illustrations 360 pages. Send \$29.95 to **PJ ENTERPRISES**, 26551 Sparks St., Highland, CA 92346.

**ELECTRICITY**, Electronics training series used by US military. 24 volumes, other courses available. Free info: **FEDERAL TECHNICAL PUBLISHERS**, Box 1218 E. Glen Lake, MN 55345.

**VCR Repairs You Can Do**. Save\$. Make\$. 403-page textbook used by national correspondence schools. \$Back-guarantee. Over 40,000 sold. 704 illustrations + tool. Mail \$24.95 to **WORTHINGTON PUBLISHING**, Box 16691N, Tampa, FL 33687-6691.

### BUSINESS OPPORTUNITIES

**EASY** work! Excellent pay! Assemble products at home. Call toll free 1 (800) 467-5566 ext. 5730.

**START** your own technical venture! Don Lancaster's newly updated **Incredible Secret Money Machine II** tells how. We now have autographed copies of the Guru's underground classic for \$18.50. **SYNERGETICS PRESS**, Box 809-C, Thatcher, AZ 85552. (602) 428-4073. Visa/MC.

**DISTRIBUTORS** needed — **Big profits**. Miniature satellite antennas for homes, R.V.'s, business. \$1,800.00 refundable deposit required. 1 (800) 886-5008.

### Learn VCR repair!

Home study. Learn high-profit repairs without investing in high-tech instruments. **FREE BOOKLET: 800-223-4542.**

Name \_\_\_\_\_ Age \_\_\_\_\_  
Address \_\_\_\_\_  
City \_\_\_\_\_ State \_\_\_\_\_ Zip \_\_\_\_\_  
**The School of VCR Repair, Dept. VRM341**  
6065 Roswell Road, Atlanta, Georgia 30328



### BEST BY MAIL

Rates: Write National, Box 5, Sarasota, FL 34230  
OF INTEREST TO ALL

**RECYCLE PERSONAL COPIERS** Cartridges. Instructions \$14.95. Charles Bruns, Box 543, Applegate, CA 95703.

**CALCULATOR/ALARM WATCH!** Stainless steel back. Soft rubber buttons for easy operation. Unmatched quality 1 year warranty! Hurry, send \$11.95 plus \$2.95 shipping. Potomac Valley Merchandising, P. O. Box 2835, Hagerstown, MD 21740.

**CASH PROFITS RECYCLE** Oil For Vehicles 1-900-287-1283 \$3.00 Per Minute, Total \$9.00. 18yrs Or Older.

### SATELLITE TELEVISION

**JOIN** TV's superhighway. Over 300 channels available. See the shows you want. **SATELLITE DETAILS**, 1 (800) 828-0917.

### INVENTIONS

**FREE** Invention package: **DAVISON & ASSOCIATES** offers customized development, patenting, and licensing for new products and ideas. Proven results: 1 (800) 677-6382.

**NU-TEK ELECTRONICS** Video Stabilizer **\$49<sup>95</sup>**

**FREE Catalog**

**CABLE TV EQUIPMENT**

**1-800-228-7404**

**NEW PICTURE IN PICTURE Stereo**

PIP WORKS ON ALL TV'S. 181 CHANNEL CAPABILITY. REMOTE CONTROL. 4 SOURCE INPUTS

ups FEDERAL EXPRESS UPS SONY C.O.D. MONEY ORDER

3250 Hatch Cedar Park TX 78613

### ANTIQUE RADIO CLASSIFIED

**Free Sample!**

Antique Radio's

Largest Circulation Monthly. Articles, Ads & Classifieds.

6-Month Trial: \$16.95. 1-Yr: \$31.95 (\$47.95-1st Class). **A.R.C.**, P.O. Box 802-L12, Carlisle, MA 01741


## U.S. SAVINGS BONDS FOR EDUCATION GROW ALMOST AS FAST AS KIDS DO.

Buy U.S. Savings Bonds — for half their face value — where you work or bank. If you keep them five years or more, you'll earn competitive, market-based rates or a guaranteed minimum rate, whichever is higher.

For current rate information, call **1-800-4US BOND • 1-800-487-2663**



A public service of this magazine



## Your Ticket To SUCCESS

Over 28,000 technicians have gained admittance worldwide as certified professionals. **Let your ticket start opening doors for you.**

ISCT offers Journeyman certification in Consumer Electronics, Industrial, Medical, Communications, Radar, Computer and Video. For more information, contact the **International Society of Certified Electronics Technicians**, 2708 West Berry Street, Fort Worth, TX 76109; (817) 921-9101.

Name \_\_\_\_\_  
Address \_\_\_\_\_  
City \_\_\_\_\_  
State \_\_\_\_\_ Zip \_\_\_\_\_

Send material about ISCT and becoming certified.

Send one "Study Guide for the Associate Level CET Test." Enclosed is \$10 (inc. postage).

# SUPPORT RESEARCH.


It Works Wonders.

**American Heart Association**

# HAM RADIO

By Joseph J. Carr, K4IPV

## Mechanical Things For Builders



These two mechanical assemblies available from Jackson Brothers of England are just not commonly available from U.S. sources.

One of the laments of electronic hobbyists and ham-radio builders is the difficulty in obtaining parts. That is one reason why **Popular Electronics** authors are encouraged to either offer critical parts kits themselves or arrange for someone else to offer the kits for the projects that appear in the magazine. My

own policy is to offer kits or individual parts whenever I discuss a hard-to-get part. For example, I received complaints from a few readers when I covered the delightful MAR-1 IC, which serves as a preamplifier for near-DC to 1000 MHz. Readers could obtain the device and its printed-circuit board from me for a nominal cost of \$10. That price, by the way, is very near the cost of obtaining and mailing the parts, with only a small profit—less pay-per-hour filling orders than I make writing.

Some vendors make it possible to obtain parts that are of particular interest to amateur-radio builders. For example, Ocean State Electronics—P.O. Box 1458, 6 Industrial Drive, Westerly, RI, 02891; Tel. 401-596-3080

(voice), 800-866-6626 (orders only), and 401-596-3590 (FAX)—offers toroids, B&W Mini-Ductor and Air-Dux air-core coil stock, and variable capacitors from small trimmers to large Cardwell and Johnson transmitting-type variable capacitors. Their catalog should be on the bench of every ham-radio builder, simply because they offer stuff we have a hard time getting anywhere but at a hamfest—and even there only used.

One of the hardest classes of components to come by are the mechanical bits and pieces. Although stand-offs (both insulated and metallic) and ground lugs are easy to find, dials and drives are a bit harder. Indeed, sometimes they are impossible to locate except in Europe.

Over the past several years, I have made it my custom to buy things that are not easily obtained in the U.S. or Canada from sources in Great Britain. There are several mail-order suppliers of ham and electronic-hobbyist parts in the United Kingdom. Two that I have used are *Maplin Electronics* (P.O. Box 3, Rayleigh, Essex, England, SS6 8LR) and *CirKit Distribution Ltd* (Park Lane, Broxbourne, Hertfordshire, England, EN10 7NQ).

This is easier to do than you might think, as two of the most frequently expressed problems in dealing with European firms are basically unfounded. First, the issue of the currency conversion. The currency in the UK is the pound sterling rather than the dollar.

Today, as I write this column, 1 pound sterling = \$1.51, but the conversion rate varies daily (and in some hotels twice daily). When dealing with these firms one has to be aware of the approximate cost through the conversion rate found in your newspaper.

There are several alternatives to currency conversion. For large purchases, banks that have foreign-exchange departments can offer money orders or cashier's checks drawn on foreign banks in local currency. However, the \$10 to \$25 fee they charge makes that reasonable only for large purchases. American Express offices can also offer the service. But the best way is to use a credit card. European firms routinely accept Visa, MasterCard, and American Express cards. They charge the account in pounds sterling, the credit-card company performs the conversion at the rate in effect at the time when the charge is posted, and bills you in U.S. dollars. Using that technique, I've experienced no difficulties in five years of dealing with UK firms.

The second problem is in getting the stuff into the country through customs. That is also a non-problem. Although the customs officials can charge import-duty tax on anything sent in, small purchases for personal use or gifts are usually not taxed. I've not been taxed on items costing as much as \$200 sent to me from the UK. Even if a tax is charged, it is not the big hassle (other than the cost) that it is made out to be;

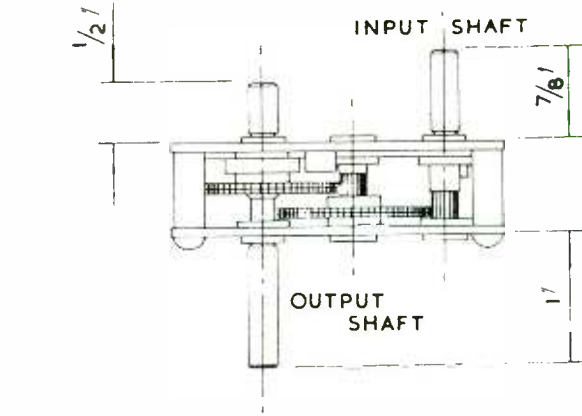


the post office letter carrier or the clerk at your local post office will collect it and take care of any paperwork.

## JACKSON BROTHERS MECHANICAL PARTS

The main theme of this article is parts, but not just any parts: mechanical parts. When I was a Novice, it was possible to buy vernier-dial drives and couplings from Millen, National, and the British Eddystone company (which sold in this country). In 1961, I worked for a parts distributor that stocked, that's right stocked, dial drives for amateur and professional builders. (Yes, they really did!) Today, you often must strip old projects or surplus equipment to get the mechanical dial parts. Unless, of course, you know about Jackson Brothers (London) Ltd. (Kingsway, Waddon, Croydon, England, CR9 4DG).

One of their products that I like the most is the ball-drive dial, catalog number 4489/C. One of the luxuries of that dial is that it is 4 inches in diameter, with a knob that is 2.25 inches in diameter. If you've tried to tune a homebrew receiver, VFO, or signal generator with the tiny little knobs sold by local distributors today,



The Jackson Brothers G-10 gear box/drive mechanism is available in three models with different turns ratios.

you'll understand immediately why I use the term "luxurious" to describe the feel of the Jackson 4489/C.

The outer rim of the 4-inch 4489/C dial has a 0-100 logging scale spread over 180 degrees of rotation. However, the dial can be reversed to allow either a blank outer rim, or an engraving of your own.

The dial has a quarter-inch shaft coupling, so it will fit almost all commonly available potentiometers and variable capacitors. The Jackson 4489/C provides a 6:1 turns ratio: i.e., the knob turns six times for every one turn of the 0.25-inch shaft. A small plastic cursor is packaged with the knob to permit a precise reading from the logging scale.

Another Jackson Brothers

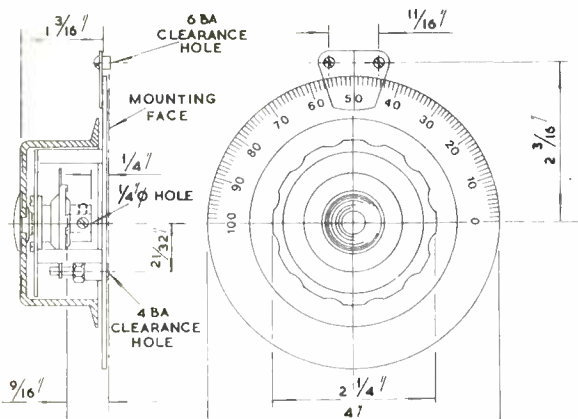
product is the Type G10 gear-drive mechanism. That device is an offset gear drive with turns ratios of 25:1 (p/n 12000/3), 20:1 (p/n 12000/2) or 12:1 (p/n 12000/1). With the 12000/1 model, 10 turns of the main drive shaft results in a 300-degree rotation of the output shaft; with the 12000/2 model, 10 turns of the main shaft rotates the output

shaft 180 degrees; and with the 12000/3, 10 turns rotates the output shaft 144 degrees.

Also in the Jackson Brothers catalogs (there are several) are variable capacitors, many of which are also sold by CirKit and Maplin, as well as shaft couplings, vernier drives without dials, 0.25-inch drive shafts, dial-cord shafts, and other hard-to-find mechanical parts.

## ANTLERS FOR WINDOWS 2.0

It has surprised me how well the Antlers for Windows antenna calculator software has been received. The comments of reviewers and users are most gratifying. If you would like to get a copy of Antlers, the price is \$30 postpaid, and it can be ordered from me at P.O. Box 1099, Falls Church, VA 22041. ■




Here's a detailed sketch of the Jackson Brothers 4489/C dial drive. The mechanism offers a 6:1 turns ratio.

# 45,296 ELECTRONIC COMPONENTS

Whether you order 1 part or  
all 45,296...MOUSER stocks  
and...ships same day!!

CALL...  
(800) 992-9943



for your  
FREE  
CATALOG

2401 Hwy 287 N.  
Mansfield, TX 76063

**MOUSER**  
ELECTRONICS  
Sales & Stocking Locations Nationwide

CIRCLE 163 ON FREE INFORMATION CARD

# SCANNER SCENE

By Marc Saxon

## Exploring New Horizons



*Uniden's sophisticated BC-890 continuous band scanner is meant for the serious monitoring enthusiast.*

Uniden Bearcat's BC-890 continuous-band scanner is a sophisticated desktop and mobile unit for the serious monitoring enthusiast. With its 200 memory channels arranged in 10 banks, its frequency coverage runs from 29 through 956 MHz. There are gaps in the coverage from 54–108 MHz and 174–216 MHz (TV and FM broadcast channels), and from 512–806 MHz (most of the UHF TV channels). The cellular bands are also locked out.

The BC-890 has some particularly interesting features. There are 10 priority channels, one in each memory bank. A frequency-transfer feature allows you to instantly enter a stored frequency in another bank's open channel. The search mode automatically stores discovered frequencies at any available open memory location. The BC-890 offers keyboard programming, but also has a front-panel rotary tuning knob that allows the radio to be manually tuned.

A variable-speed key permits scanning at different speeds between 16 and 100 channels per second. A counting feature indicates the number of times the scanner has stopped on a channel during its operating period. The BC-890 scans all NOAA weather channels, and features a weather-alert signal. An auxiliary tape output is provided.

Optional accessories include a mobile mounting bracket, a cigarette-lighter power cord, and a user-installable CTCSS PL tone decoder board.

As you can see, the Uniden Bearcat BC-890 is hardly a run-of-the-mill scanner. It is a receiver that incorporates many excellent features. It is available from Uniden's large network of dealers.

### A FORGOTTEN BAND?

Many scanners cover the 118–136-MHz (VHF aeronautic) band and the 144–148-MHz two-meter amateur-radio band. Both are favorites with monitoring enthusiasts. Crunched between those two bands is a piece of spectrum, 8-MHz in width, that is usually ignored by scanner owners. It might be worth your time to pop in there to take a listen.

Although there are satellite transmissions between 136 and 138 MHz, the rest of the band (138–144 MHz) is used for military communications. One peculiarity of the band to take note of is that *most* of the activity is in

AM (rather than FM) mode. Set your scanner to AM mode here, but other than that, your two-meter ham, VHF aero-band, or VHF high-band scanner antenna will bring in stations well.

You might want to try searching the band; channel separation is 25 kHz there. I have found quite a bit of USAF tactical aircraft communications taking place on 138.30, 138.425, 139.70, and 139.825 MHz. Those frequencies should be active nationally. In addition, other frequencies worth watching for tactical activity include 139.575, 139.70, 139.775, 139.875, 139.95, 141.80, 141.85, 141.90, and 143.70 MHz. Note that 148.975 MHz is a MARS frequency. FM-mode transmissions on 143.28 MHz are U.S. Coast Guard Auxiliary stations, while FM on 143.75 MHz is from Civil Air Patrol stations.

Just because you might not have monitored there previously, and the band isn't your usual stomping ground, don't be put off. You want to get the most from your hobby and your equipment, to take every possible opportunity to thoroughly explore each nook and cranny of the spectrum provided by your scanner. Open up new horizons!

### WIND PROFILES

This column gets frequent requests from readers asking about tuning in on satellite beacons in the 137-MHz range. If it's scientific



signals that are of interest, here are some to try for. The NOAA Wind Profiler Demonstration Network (WPDN) operates from 31 cities in the center of the nation between Wisconsin and Texas.

WPDN is part of the National Weather Service data-collection effort. Tests are underway to evaluate its use in updating and improving short-term weather forecasts and warnings. WPDN monitors wind profiles near the surface to the stratosphere by using the Doppler shift of signals scattered from ever-present atmospheric turbulence. They take measurements over large areas.

Present wind-profiler equipment is being developed by Radian Corporation (Boulder CO). Scanner owners can try for these signals on 915 MHz. Radian is also building a 449-MHz system.

#### DIS & DATA

Attention scanner owners in the areas of Toledo, Columbus, Cleveland, Akron, and Canton, Ohio, and Youngstown, Erie, and Pittsburgh, Pennsylvania: If you are interested in participating in one of several regional scanner notification networks, you might be in luck. If the net is formed, it will use alphanumeric pagers to provide information on major incidents and severe-weather warnings. For more information, contact R.E. Christian, P.O. Box 12763, Pittsburgh, PA 15241-0763. Please enclose a stamped, self-addressed envelope. Via the Internet, send a message to reconslpagenet@telerama.pgh.pa.us and a reply will be sent.

A reader passed along a copy of the *HASMC Herald*, the newsletter of the Houston Area Scanner and

Monitoring Club (909 Michael Street, Alvin, TX 77511-2513). It's quite an attractive paper, although no other information was received. You might want to check it out if you live in the Houston area.

Reader Tony S. Patti is a scanner buff who is interested in cryptosystems (secret codes) as they relate to communications. He publishes the *Cryptosystems Journal*, and makes our readers a fine offer. Tony writes that he has two free cryptosystems that he would be happy to provide to any *Scanner Scene* reader. If you're interested, send him a formatted IBM PC diskette and a return self-addressed, stamped, disk mailer. His address is 485 Middle Holland Road, Holland, PA 18966.

Tony tells us that these are fully function programs that he wrote. He provides complete source code in Pascal and C. The programs give good insight into today's mathematically intensive, secure secret codes.

#### HIGH SECURITY

B.R.J. of New York writes that he had occasion to visit the Computer Associates building in Islandia, New York. He reports that it is a high-security facility with guard booths and a large and highly visible uniformed private security force in and around the building. Since they were using radios, he wonders if the frequency can be ascertained. Try monitoring 471.7375 MHz and see what you can hear.

That's all for now. Until next time, write to us with your frequencies, questions, and ideas. We're at *Scanner Scene*, **Popular Electronics**, 500-B Bi-County Blvd., Farmingdale, NY 11735. ■



THE MOST

## AN IMPORTANT PART OF YOUR PHOTOCOPIER ISN'T PART OF YOUR PHOTOCOPIER

Having a machine may not permit you to photocopy books, journals, newsletters and magazines. The Copyright Clearance Center CAN. Contact us to find out how you too can COPY RIGHT!<sup>SM</sup>

#### COPYRIGHT CLEARANCE CENTER

222 Rosewood Drive, Danvers, MA 01923 □ Tel. (508) 744-3350 □ Fax (508) 741-2318

© 1993 Copyright Clearance Center

**NEXT MONTH**

## In the December, 1994

# Popular Electronics

- ☆ **PE HOLIDAY BUYER'S GUIDE**—Find the perfect electronic gift for your loved ones and yourself!
- ☆ **LED-TRIC CHRISTMAS TREE**—An eye-catching, 3-D display that's sure to be a holiday hit.
- ☆ **BUILD THE Z-DICE**—Add some electronic style to Yahtzee, or any game played with up to five dice.
- ☆ **HIGH-TECH WAR ON CRIME**—Discover how police use electronics to catch criminals.

PLUS outstanding columns and departments like Gizmo, Think Tank, DX Listening, Scanner Scene, Ham Radio, Computer Bits, Circuit Circus, Multimedia Watch and more!

**On Sale**  
**OCTOBER 18, 1994**  
**Watch for it!**

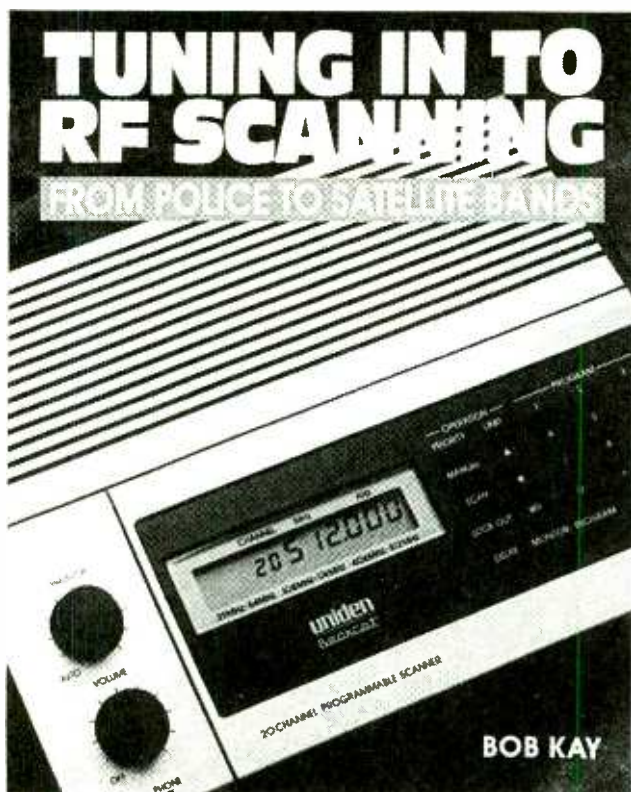
**Pick up Popular Electronics at your favorite Newsstand, Bookstore, Convenience Store or Supermarket**

# ELECTRONICS LIBRARY

## Tuning in to RF Scanning from Police to Satellite Bands

by Bob Kay

All across the country, scanning enthusiasts tune in to police, fire, and ambulance calls. This eye-opening book tells how to monitor hundreds of largely untapped, but fascinating frequencies, including FBI, Secret Service, and NASA. The non-technical guide will appeal to beginners to the hobby as well as experienced scanners. It offers valuable advice, tips, and ideas drawn from the experience of the author, a recognized



scanning authority. The book begins with advice on choosing a scanner and an antenna, as well as buying and installing accessories. It moves on to cover the fundamental rules of scanning and the laws governing third-party listening.

With the basics covered, the book concentrates on how to use a scanner to monitor cor-

dless telephones, baby monitors, sports and entertainment frequencies, military aircraft and ground maneuvers, and more. It explains the 100 top national frequencies and includes a chart listing hundreds of more obscure frequencies that can be explored by scanners. It also provides information on scanning clubs and publications and how to establish a listening post.

*Tuning in to RF Scanning from Police to Satellite Bands costs \$14.95 and is published by Tab Books Inc., Blue Ridge Summit, PA 17294-0850; Tel. 800-233-1128.*

CIRCLE 98 ON FREE INFORMATION CARD

### IC CROSS REFERENCE BOOK

from the Engineers of Howard W. Sams

The Sams engineering staff assembled this comprehensive guide to help professionals and hobbyists find replacements or substitutions for more than 35,000 IC's or modules. The book was compiled from manufacturers' data and from the analysis of consumer-electronics devices for PHOTOFAC service data, which has been used since 1946 by service technicians worldwide.

The book is divided into two sections. The first, "Original IC

or Module Part or Type Numbers," lists devices in alphanumeric order by manufacturer's part number, type number, or other identification. Next to the part number is a replacement code/block number that is used to look up compatible replacements in the second section. The "Replacements" section provides substitutes and replacements for the IC's and modules listed in the first section.

*The IC Cross Reference Book costs \$19.95 and is published by Prompt Publications, 2647 Waterfront Parkway, East Drive, Indianapolis, IN 46214-2012; Tel. 800-428-7267 or 317-298-5710;*


*Fax: 317-298-5604.*

CIRCLE 97 ON FREE INFORMATION CARD

### THE RADIO COLLECTOR

from Radio Collector Publications

Marc Ellis, *Popular Electronics'* Antique Radio columnist, founded this new monthly publication to fill a specific niche in the radio-collecting community: The eight-page, newsletter-style journal is aimed at relative newcomers to the hobby, who need the most basic information on radio history, theory, and restoration practice. Every issue of *The Radio Collector* includes a feature article that covers some fundamental aspect of radio collecting, as well as monthly columns on vintage-radio restoration, history, and reference material. The newsletter also offers free classified ads for subscribers and free publicity for radio-club functions. Reader response to the open question-and-answer forum indicates that experienced antique-radio hobbyists enjoy sharing their knowledge—and reading *The Radio Collector*.








*The Radio Collector costs \$20 for an annual subscription within the United States; \$21 (U.S. funds) in Canada, and \$35 (U.S. funds) via air to other countries, from Radio Collector Publications, P. O. Box 1306, Evanston, IL 60204-1306.*

**CIRCLE 96 ON FREE INFORMATION CARD**

### BEHIND THE FRONT PANEL: The Design & Development of 1920's Radio

by David Rutland

Aimed primarily at vintage-radio collectors and enthusiasts, the combination of history and technology that it presents will interest a larger audience. The book explains the technology that made the first radios possi-



ble, and introduces the people who struggled to bring radio to life. It relates the dreams and motives of the famous and not-so-famous men—including Fleming, DeForest, Armstrong, Marconi, Alexander, and Hazeltine—who brought radio to the public.

The book's main focus, however, is on the inner workings of those early radios, from the simplest crystal set to six-tube superheterodyne receivers. Using simplified descriptions, the book provides a readable explanation of what goes inside old radios. The basic, down-to-earth components—the tubes, variometers, variocouplers, and more—that were used in the first radios are described, and their functions explained. Design examples are taken from more than 45 actual radios manufactured during the decade that saw broadcast radio start out as a national pastime, and turn into an integral part of life in America. Photographs of 25 actual radios and components provide examples of early radio construction.

*Behind the Front Panel: The Design & Development of 1920's Radio costs \$18.95 and is published by Wren Publishers, P. O. Box 1084, Philomath, OR 97370; Tel. 502-929-4498.*

**CIRCLE 85 ON FREE INFORMATION CARD**

### SONY STYLE from Sony

If you like to keep informed of the latest offerings in the world of consumer electronics, this quarterly magazine can be of some help. The print-media version of an infomercial, the magazine is essentially a collection of detailed advertisements for Sony's entire product line. Its glossy pages contain articles explaining new technologies, such as MiniDisc and digital audio tape, as well as old standbys. Product categories include camcorders, personal and portable stereos, autosound, home entertainment, home audio, televisions, VCR's and laserdisc players, My First Sony, videogames, telephones, clock radios, navigation systems, world-band receivers, information products, and business products. Within each section, product guides provide details, features, and suggested retail price for each item.

The magazine presents several shopping incentives including mail-in offers for free merchandise: Buy a Video

Walkman and receive a free carrying case and five 8mm movies, for instance. To further simplify your Sony shopping, pull-out bookmarks are provided, each printed with "This is the perfect Sony gift for..." followed by a choice of gift-giving occasions and holidays.

*Sony Style is available quarterly for \$4.95 per issue on the newsstand or can be ordered from Sony Style, P. O. Box 9500, Cranbury, NJ 08512-9929; Tel. 800-848-7669. Add \$1.50 for shipping and handling.*

**CIRCLE 84 ON FREE INFORMATION CARD**

### CONSUMER ELECTRONICS PRODUCT TERMINOLOGY DICTIONARY

from the EIA/CEG

It's commonly accepted that education is an important selling tool—if a consumer understands a new technology or feature behind a new product, he's more likely to purchase it. This book was written to help consumers, retailers, and others to understand the terms commonly used in the consumer-electronics industry. It was developed by the manufacturers that participate in the Product Education Committee of the Electronic Industries Association's Consumer Electronics Group (EIA/CEG). By using the same generic terms for generic features, industry members hope to alleviate much of the confusion and "technophobia" that can dampen consumer excitement over sophisticated



electronics. The dictionary contains terms and definitions used in several major product categories, including accessories, camcorders, computers, home audio products, fax products, mobile electronics, telecommunications products, TV's, and VCR's and laserdisc players. An index lists every term, making it easy to find a word even when unsure of its category.

*The Consumer Electronics Product Terminology Dictionary is available for a 6X9-inch self-addressed, stamped envelope with \$1.44 in postage. It is published by the Electronic Industries Association/Consumer Electronics Group, 2001 Pennsylvania Avenue, N.W., Washington, DC 20006-1813; Tel. 202-457-8700; Fax: 202-457-4901.*

**CIRCLE 83 ON FREE INFORMATION CARD**

### DOS 6 COMPLETE

by Manfred Tornsdorf and Helmut Tornsdorf  
Software by Marten Grumpel

This book-and-disk set is a practical guide to learning and using MS-DOS 6 (all versions to 6.2). Providing an encyclopedia of knowledge for ordinary users as well as for computer whizzes, the book is loaded with helpful hints for outfitting any computer with DOS. Using easy-to-follow examples, the book explains everything from installing the operating system to using the new file, directory, and storage-maintenance features. It fully explains AUTOEXEC.BAT and CONFIG.SYS files in a friendly style that won't scare off beginners. A complete DOS command reference is also included.

The companion disk contains Tempest, a graphical shell that makes it easier to use DOS by clicking on icons with a mouse. It also provides dozens of powerful batch files, detailed explanations, and useful tips and tricks to help readers get the most out of DOS 6.2.

*DOS 6 Complete costs \$39.95 and is published by Abacus, 5370 52nd Street SE, Grand Rapids, MI 49512; Tel. 800-451-4319.*

**CIRCLE 82 ON FREE INFORMATION CARD**

# NEW PRODUCTS

## Bilingual Caller-ID System



BEL-Tronics' AD100 caller-identification system offers a bilingual name display, along with two features to help users take action against nuisance calls: Call Reject and Block Buster. The device displays both the callers' name and phone number, with name-display prompts in English or Spanish. It provides a record of the last 100 phone calls. Call Reject memorizes the originating number of any unwanted phone call. When that number calls you again, Call Reject answers your phone with a pre-recorded digital message intended to deter further calls.

Block Buster intercepts calls from those who have deliberately blocked the identity of their originating phone number. A pre-recorded message tells the caller that you don't accept anonymous calls and requests that the identity block be removed before attempting the call again. Block Buster eliminates the need for the anonymous-call reject services provided by many local phone companies for a monthly fee. Both outgoing messages are available in English and Spanish versions.

The AD100 bilingual Caller-ID system has a suggested retail price of \$109.95. For further information, contact BEL-Tronics Limited, 8100 Sagl Parkway, Covington, GA 30209; Tel. 800-341-1401.

**CIRCLE 100 ON FREE INFORMATION CARD**

## NI-CD BATTERY EXTENDER

According to *Wings West*, its *Deep Cyclor 5000* will dramatically extend the life of your Ni-Cd batteries. The device slowly steps down the battery, then jolts the battery and applies a precision stand-off or deep-cycle circuit to the battery. That



completely eliminates the Ni-Cd memory effect and restores the battery to its original full-charging capacity. The *Deep Cyclor 5000* is easy to use: Just connect the leads to the battery, red to positive and black to negative, and switch on the device. The patented *Deep Cyclor 5000* does not require outside power, but uses the battery's power for the deep cycling process, so it can't damage the battery. A single unit works on Ni-Cd batteries from "AAA" to 15 volts, eliminating the need for multiple chargers.

The *Deep Cyclor 5000* costs \$79.95. For additional information, contact *Wings West*, 7166 Crown Point Road, Coos Bay, OR 97420; Tel. 503-888-2849.

**CIRCLE 101 ON FREE INFORMATION CARD**

## BUBBLEJET PRINTERS/NOTEBOOK COMPUTERS

A new series of integrated notebook computer and BubbleJet printer units from *Canon*, the *NoteJet 486* and the *NoteJet II* lines, feature accelerated performance at affordable prices. The *NoteJet 486*, with an Intel 486SX 33MHz microprocessor, features a 9-inch monochrome display, while the *NoteJet 486C* offers a 9.5-inch dual-scan color



LCD. Each includes a handheld, two-button trackball. The *NoteJet II 486C* uses an IBM 486SLC/50MHz processor, features a 10.3-inch dual-scan color display, and includes an integrated joystick pointing device. Consumers can choose between 130-, 200-, or 260-MB hard-drive options. With a Windows accelerator and 1 MB of video RAM included in the new *NoteJets*, fast Windows and graphics redraw performance is achieved.

Each model allows users to create and print out high-resolution, 360-dots-per-inch, letter and legal-sized documents, and transparencies at 116 characters-per-second. For convenience, the *NoteJets* each offer a 10-sheet, letter-size, automatic paper feeder.

The *NoteJets* weigh 8.8 pounds, including Ni-Cd battery, and measure 12.2 x 10 x 2.5 inches. All models include a built-in BubbleJet printer; 4 MB of memory (expandable to 12 MB), a 3.5-inch, 1.44-MB external floppy drive; pre-loaded MS-DOS 6.2 and Windows 3.11; two PCMCIA Type II slots or one PCMCIA Type III slot; and a one-year warranty.

Prices for the *NoteJet* line range from \$2299 for the 33-MHz 486 monochrome model with 120-MB hard drive to \$3699 for the 50-MHz *NoteJet II 486C* with 260-MB hard drive and color graphics display (pictured above). For more information, contact *Canon Computer Systems, Inc.*, 2995 Redhill Avenue, Costa Mesa, CA 92626; Tel. 800-848-4123; Fax: 714-438-3317. ■

**CIRCLE 102 ON FREE INFORMATION CARD**



## THINK TANK

(Continued from page 31)

If there is a short to ground at the circuit's output (i.e., in the device being powered), the voltage that feeds the base of Q1 goes to zero, turning off the transistor. Then LED1 glows because K1 is de-energized to indicate the short circuit.

year for high-voltage electrostatic experiments thanks to the low indoor humidity. I get a "charge" out of making simple electrostatic generators, but sometimes confusion reigns as to what is getting charged with what polarity, if at all, and roughly how much. Here is a very simple circuit that will help demystify any electrostatic generator.

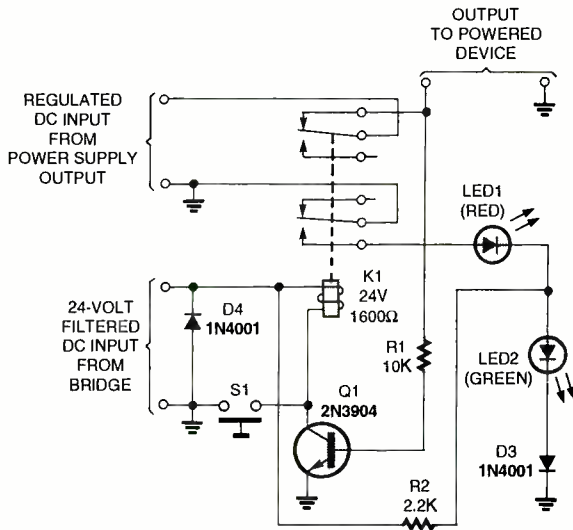


Fig. 4. Power-supplies are useful projects. You can make yours better by adding this short-circuit shut-down circuit that protects the powered equipment.

Diode D4 protects the 24-volt power-supply circuit from K1's coil kickback. I used a +24-volt DPDT relay with a coil resistance of 1600 ohms. If you use another relay, pay special attention to the specification of the collector and base saturation currents of Q1.

—Joaquin Diaz A.,  
Nogales, Mexico

Heck, we all build power supplies from time to time and this is a really nice addition. I like how it would interface with the key structures of a supply (the filtered bridge circuit and the output). That makes it easy to add to just about any standard design.

## ELECTROSCOPE

Winter is a good time of

Like most other electroscopes circuits I've seen, the heart of the circuit is an FET. The circuit is sort-of middle-of-the-road—it's not a super-duper, dual-FET, temperature-compensated-bridge monster, but it is not an oversimplified, drifting, monopolar device either. What the circuit does is detect a charged object at a respectable distance and display the polarity (positive, negative, or earth grounded) and relative-intensity.

In operation, C1 reduces AC noise but lowers the sensitivity a bit. The MPF102 and R1 form a voltage divider. When the FET's gate is earth-grounded, the divider's output will be about 4.5 volts giving a half-scale reading on M1, a 200-mi-

CHARGE COLLECTOR  
(SHORT BARE WIRE OR  
SMALL METAL SPHERE)

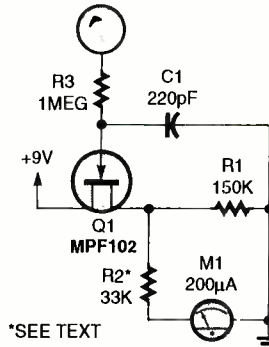


Fig. 5. If you're an amateur scientist or just want to hunt down charges around your workbench, this electrostatic detector should give you a charge. It's also great for impressing your friends and family!

croamp meter. A positively charged object (like cotton-rubbed glass) will give a positive deflection from half-scale, and a negatively charged object (a plastic comb, for example) will

give a negative meter deflection.

The whole circuit (including the 9-volt battery supply) should be in a metal enclosure, and a short piece of bare wire makes a fine charge collector, but use a small metal sphere to really worry family and friends!

—Nick J. Cinquino,  
Schaumburg, IL

I wonder if the unit is sensitive enough to help detect CMOS-damaging charge levels. If so, it would be even more useful around the work bench. (By the way, I like the sphere idea.)

I should conclude this one about here. If you would like to take part in our monthly meeting, write to *Think Tank*, **Popular Electronics**, 500-B Bi-County Blvd., Farmingdale, NY 11735.

## CIRCUIT CIRCUS

(Continued from page 76)

the comparator circuit are about the same as in the previous sawtooth-generator circuit. A 555 timer IC (U2) is configured as a one-shot multivibrator that's triggered by the comparator's negative output pulse.

Take a close look at the circuit diagram, and you will see that the inputs of the comparator circuit have been reversed to produce a negative output when the input voltage at pin 5 goes above 8 volts.

## STEPPED TRIANGLE-WAVEFORM GENERATOR

Our last entry this visit, see Fig. 5, is a circuit that produces a stepped triangle waveform. Two gates of a 4011 quad two-input NAND gate (U1) are connected in a pulse generator circuit.

The squarewave output, at pin 4 of U1-b, connects to the clock input, pin 14, of a 4017 decade counter IC (U2). For each input clock pulse, the 4017 takes a single step. Since the 4017 counter is set up to count ten and then repeat the count, the stepped output frequency will only be one-tenth of the clock frequency. For a 100-Hz output, the clock generator must operate at 1 kHz.

The 4017's positive output pulses begin at pin 3 and progress to pin 11 in a serial manner. The first output pulse, at pin 3, passes through D1 and R8 and appears across R4 to produce the first step up the triangle. The second pulse is routed through D2 and R7 to produce the second step. The outputs at pins 10 and 1 form the top of the waveform, and outputs at pins 5, 6, 9, and 11 produce the down steps.

## AMP-HOUR METER

*(Continued from page 56)*

careful to observe proper orientation.

Apply 9-volt power only. Momentarily operate the reset switch, S2. The display should indicate 0.0 or the pre-programmed value if option 2 or option 3 was chosen.

If the display is blank, be sure that operation of S2 applies  $V_{cc}$  to pin 1 of U6 and U7. Check pin 3 of U10 for the presence of the backplane drive signal. Normal indication is a 5-volt peak-to-peak square wave at a frequency of about 130 Hz. Check the orientation and wiring of U6, U7, U8, U9, and U10. Review Figs. 4 and 7 and verify that the LCD module is properly wired to the main circuit board.

If the digits are not properly formed, it is likely there is a miswire, open, or short on, or between, the two boards. If the decimal point is not illuminated, the cause may be Q1 or its associated components. Verify the orientation of Q1 or try a new transistor.

Activate the load-current source. If the calibrated current is 1 ampere, it will take 6 minutes for the ampere-hour display to increment each 0.1 ampere hour. For other current levels, the time required to increment the display will be a linear function of the current; higher levels of current will increment faster, lower levels slower. If the time option (option 3) has been implemented, the time required to increment the display 0.1 hours will obviously depend upon the level of current through R1 and the nominal ampere-hour rating of the battery.

When the display has incremented by 0.1 or more, turn off all power for about 5 minutes. Then turn S1 on. The display should retain the last reading before power was shut off. Press S2; the display should go to zero or to the pre-programmed number.

**Circuit Options.** For those applications that use batteries or power sources that deliver 7 to 15 volts, it is possible to delete the 9-volt battery and operate the circuit from the external power source. The schematic wiring for that option is shown in Fig. 10.

**Caution:** When using this option, be absolutely sure that the voltage source never exceeds 15 volts under any circumstances.

To modify a battery charger so that it will display the ampere-hours delivered into a rechargeable battery, select option 1 and follow the wiring diagram of Fig. 11.

**Using The Battery Ampere-Hour Meter.** Probably the first thing that you will want to know is the true ampere-hour capacity of a rechargeable battery. To make that measurement, charge the battery fully in accordance with the manufacturer's instructions.

For NiCd's, proper recharging is accomplished by using a constant current source equal to  $1/10$  the ampere-hour rating of the battery (A 1.5-Ah battery requires a 0.15-ampere recharge current). The charge time must be 14 to 16 hours to guarantee full recharge.

Once the battery has been charged, obtain a resistive load that will discharge the battery in 10 hours; that is the same current level that was used to charge the battery as described above.

To calculate the required load-resistance value, use the nominal terminal-voltage rating of the battery under load. For NiCd's, that voltage is 1.2 volts-per-cell. Lead acid batteries deliver 2.2 volts-per-cell.

Operate the Battery Ampere-Hour Meter until the terminal voltage of the battery falls to about 10% or 15% below nominal. The final reading of the display will be the true ampere-hour rating of the battery.

As an exercise, you may wish to check the ampere-hour rating using the actual load current that the battery must normally deliver. If that current is more than the 10-hour rate, the battery Ah capacity for that application will be less than that stated by the battery manufacturer. ■



## RF OSCILLATORS

*(Continued from page 42)*

and C4) are air-dielectric types, rather than mica or ceramic. The purpose of C4 is to provide DC blocking to the transistor-gate circuit. It is such a small value because we want to lightly load the LC-tuned circuit. That trimmer is adjusted from a position of minimum capacitance (*i.e.*, with the rotor plates completely unmeshed from the stator plates), and is then advanced to a higher capacitance as the oscillator is turned on and off. The correct position is at the lowest value that allows the oscillator to start immediately every time power is applied.

**Conclusion.** Oscillator circuits should be stable for best operation. If you follow the guidelines we've presented, then it is likely that your circuits will be highly successful. While these techniques do not exhaust the possibilities for stable-oscillator construction, they are a good start. They represent a practical collection of weapons for your use. ■

## GATE-DIP METER

*(Continued from page 39)*

and connect them to the points shown in Fig. 4. The coil jack should be connected to C1 and to ground through very short lengths of bare wire.

**Testing.** Check the component positioning and wiring of off-board parts with great care; correct any errors that you find. Once you are sure of the accuracy of your work, plug a coil into the coil jack, set S1 to the DIP position and turn both R3 and R8 to about mid-rotation. Apply power to the circuit. The meter (M1) should give a noticeable reading. Rotate R3 for a full-scale reading on M1. Should the meter's needle peak, adjust the meter's sensitivity by rotating R8.

Once that is done, connect a frequency counter to the RF output at J1 and check tuning range by rotating C1 to both extremes. Place a finger on the coil; RF energy absorption should cause a dip in the meter reading. Once you are satisfied, test all remaining coils in the same way. ■



## CAPACITANCE METER

(Continued from page 66)

the capacitor markings second. Also, if you readjust R1, you must recalibrate R11 as described above. If you can't get the meter to read a small number and then zero out, you may have to use a different value for R8.

**Using the Meter.** Once calibrated, the meter is a cinch to use. Just turn it on, place a capacitor across J1 and J2, and read the value. Most capacitors settle in within two or three samples (a few seconds); larger units, say, more than 50  $\mu\text{F}$  may take a bit longer. Also, it's a good idea to always start a test by pressing S1.

The battery lasts longer when the meter is in range 1, so if you're going to leave the meter on for any length of time, press S1 to drop out the relays. In that state, the unit only draws about 27 mA.

**Part Sources.** The 74C947 is readily available from mail-order electronics suppliers, such as Digi-Key Corp. (800-344-4539). If you have any problems finding the 74C947, the circuit is set up so that it can also accommodate the 74C946 or the Intersil/Harris ICM7224 as described earlier. The ICM7224 is available from Mouser Electronics (Tel. 800-34-MOUSER).

If you can't find the PXO-1000 anywhere, Epson America makes a compatible unit that is available from Digi-Key as part SE3102. The 4-digit LCD display and the ICM7556 is also available from Digi-Key.

The relays are available from Radio Shack (part 275-232). You can use relays from other sources, but make sure, first of all, that they fit the circuit board, and also that they have low-current coils. The Radio Shack units draw 20 mA. The board was designed to fit into a Radio Shack project box (part 270-223), although the choice of cabinet is of course up to you.

Except as noted, the various discrete components can be standard 5% units; you won't get better accuracy by spending more for 1% devices. The one place you might splurge and go for precision units is with the 15-turn trimmer potentiometers for R1-R3. The meter's accuracy depends on those units. ■



*From the Lab  
to your  
Living Room!*

## Does your VCR have a "Head Cold?"

Probably not! However, through constant playing and using of degrading dry or wet cleaners, the output of your video tapes has slowly diminished to an unacceptable level and the VCR plays as if it has a head cold! The culprit is most likely clogged and dirty video and/or audio heads.

The **3M Black Watch™ Head Cleaner Videocassette** uses a patented magnetic tape-based cleaning formation to remove head clogging debris. No foreign substances such as cloth, plastics or messy liquids and no harsh abrasive materials are present. The cleaner's usable life is 400 cleanings or more!

It's easy to use. Place the **3M Black Watch™ Head Cleaner Videocassette** in the VCR and press the Play button. A pre-recorded message appears clearly on your screen and an audible tone is heard, telling you that the cleaning process is now completed. No guess work, you never over clean!

**3M Black Watch™ Head Cleaner Videocassette** **S**VHS **VHS**.....\$19.95

Once your VCR's head cold is cured, and the unit plays like new, consider using the finest videocassette you can buy—the **3M Black Watch™ T120 Hi Pro VHS 4410 Videocassette**. The 4410 is the highest performing videocassette available today for use with all standard format VHS recording hardware!

Here's what you hear and see....A sharp, clear picture—brightest colors—freedom from streaks, flashes and snow—outstanding high-fidelity audio reproduction—optimum camcorder performance—maintains recording integrity. **3M Black Watch™** video tape is 100% laser inspected to guarantee surface smoothness and drop-out free performance.

**3M Black Watch™ T120 Hi Pro VHS 4410 Videocassette** **VHS**.....\$8.00

### CLAGGK INC. — 3M VHS Special Offer P.O. Box 4099, Farmingdale, New York 11735

Yes, I like your offer and here is my order for 3M Black Watch™ products!

\_\_\_ 3M Black Watch™ Head Cleaner Videocassette (\$19.95 each) \_\_\_ \$

\_\_\_ 3M Black Watch™ T120 Hi Pro VHS 4410 Videocassette (\$8.00 each) \$ \_\_\_

Shipping and handling per order \$ **4.00**

Total Amount in U.S. Funds only \$ \_\_\_

New York State residents add local sales tax. Canadians add \$6.00 per order. No foreign orders. Do not send cash.

Bill me  VISA  MasterCard Expire Date \_\_\_/\_\_\_/\_\_\_

Card No. \_\_\_\_\_

Signature \_\_\_\_\_

Name (Please print) \_\_\_\_\_

Address \_\_\_\_\_

City \_\_\_\_\_ State \_\_\_\_\_ ZIP \_\_\_\_\_

## FREQUENCY COUNTER

(Continued from page 60)

Once power has been verified, it is time to set the bias control (R3). Hold the positive probe of your volt meter to the side of R5 closest to U3, and adjust R3 for a reading of 5 volts. Be careful not to short R5 to the surrounding ground plane with your probe. If you are unable to adjust R3 for 5 volts, check the orientation of Q1 and Q2, and for solder bridges on those components. If you still have no luck, replace Q1.

Disconnect the battery, then carefully plug U1 and U2 into their sockets, making sure that they're properly oriented (as shown in Fig. 5) and seated. A very common problem in using IC sockets is that one or more pins of the IC may bend underneath the chip during installation. The insertion force required to seat the IC is sufficient to mask any feel of this occurring, and it

is very difficult to detect such problems later without close examination. The best way to avoid that situation to push the chip half-way into its socket, then check all pins before seating the chip.

With R9 turned completely clockwise, reapply power to the circuit. With no signal input to the circuit, the display should briefly show ".00 kHz," then automatically switch ranges to read "Hz." Adjust R9 to change the contrast of the display to your liking.

**Calibration.** The frequency counter resolution is  $\pm$  the least-significant digit shown on the display (1 Hz with a 1 second gate or 10 Hz with a 0.1 second gate), plus the % error of the calibration source.

Hook your frequency counter's test lead to a stable reference source of known frequency (the higher in frequency the better). The output of a calibrated PLL synthesized transmitter (CB or ham radio) is a good starting

point if no other source is available. Note, however, that the accuracy of your counter will be proportional to that of your calibration signal.

Your counter should display the frequency (within a small percentage) of your calibration signal. If the frequency counter initially jumps up to some number only to return to 0 Hz, your test signal does not have sufficient amplitude to trigger NAND gate U2. Once you obtain a stable reading, use a non-metallic screwdriver and adjust trimmer capacitor C12 to tweak the displayed frequency to that of your calibration signal.

Note: If the frequency displayed on the frequency counter is more than a few percent lower than the known calibration signal, chances are the amplitude of your calibration signal is at or close to the minimum triggering threshold, and low frequencies (60 Hz, for example) riding on the test leads are forcing that signal below the trigger level during part of the gate time, resulting in a lower than true count. Increase the amplitude of the calibration signal if that occurs. ■

## PARTS LIST FOR THE 50-MHZ FREQUENCY COUNTER

### SEMICONDUCTORS

- U1—PIC16C54-XT/P (pre-programmed), microcontroller (Microchip), integrated circuit
- U2—74HC132, quad 2-input, NAND Schmitt trigger, integrated circuit
- U3—78L05 low-power 5-volt regulator, integrated circuit
- DISP1—DMC16117 or equivalent, 16-character  $\times$  1-line LCD module
- Q1—MPF102, N-channel VHF FET
- Q2—2N4403, general-purpose PNP silicon transistor
- D1, D2—1N4148 general-purpose silicon diode

### RESISTORS

- (All fixed resistors are 1/4-watt, 10% units.)
- R1—100,000-ohm
  - R2, R6—1-megohm
  - R3—500-ohm, trimmer potentiometer
  - R4—100-ohm
  - R5—300-ohm
  - R7—820,000-ohm
  - R8—47,000-ohm
  - R9—10,000-ohm, trimmer potentiometer

### CAPACITORS

- C1—1.5- $\mu$ F, 16-WVDC, tantalum
- C2—47-pF, ceramic-disc
- C3, C6, C7, C9—0.1- $\mu$ F, Mylar
- C4—470-pF, ceramic-disc

- C5—0.047- $\mu$ F, ceramic-disc
- C8—10- $\mu$ F, 35-WVDC, electrolytic
- C10—22-pF, ceramic-disc
- C11—10-pF, ceramic-disc
- C12—4-20-pF, trimmer capacitor

### ADDITIONAL PARTS AND MATERIALS

- XTAL1—4-MHz crystal
- S1—SPST toggle switch
- B1—9-volt alkaline battery
- Printed-circuit materials, enclosure, battery holder and connector, IC sockets, ribbon cable, shielded cable, wire, solder, silicon adhesive, hardware, etc.

**Note:** The following items are available from Weeder Technologies, P.O. Box 421, Batavia, Ohio 45103: A double-sided, printed-circuit board with plated-through holes (WTCNT-B) for \$8.50; a kit of all board-mounted components, including a pre-programmed PIC16C54, (WTCNT-C) for \$19.50; a pre-programmed PIC16C54 only (PIC-CNT) for \$16.00; a 16-character  $\times$  1-line LCD module for \$18.50. All orders must include an additional \$3.50 for shipping and handling. U.S. and Canadian orders only please. Ohio residents must add 6% sales tax.

## CRASH PROTECTION

(Continued from page 60)

ward by powerful springs, and locked into place. That all takes just 3/10 second. Fully deployed, the rollover bars are extended about ten inches above the headrests.

### Crash Protection for Tomorrow's Cars.

While future collision-avoidance systems are aimed at avoiding collisions, they could also incorporate the ability to sense when a crash is unavoidable and trigger the deployment of an air bag. In contrast to current air-bag sensors that do not sense until the crash starts to happen, these advanced sensors would predict a crash and start deploying the air bags before any crunching of metal.


Safety advocates are encouraging manufacturers to develop belts that could continually monitor an occupant's head and body position. If they were outside of a "safe zone" where the belts would not give proper protection, the occupant would be warned of the hazard. ■



# Market Center™

## MACHINE YOUR DREAM! THIS IS THE MACHINE YOU'VE BEEN WAITING FOR!

Have you ever dreamed of manufacturing and marketing your own products? If so, the Neuractor CNC-4 Desktop Manufacturing System may be just the edge you need! This fourth-generation CNC machining center can automatically drill, mill and route three-dimensional products in wood, plastic and light metals DIRECTLY FROM YOUR CAD DRAWINGS! You've seen the rapid-prototyping and "Santa Claus" machines that cost thousands of dollars, but did you know that as an electronic technician you can build one yourself from this inexpensive kit? Utilizing patent pending technology the Neuractor CNC-4 kit provides you with everything you need to machine products in three dimensions with a resolution of .001". All mechanical components are pre-fabricated, pre-machined, plated and painted. Includes four 83 oz/in CY-MOTORS, interface card, 5 amp power supply, 10 pitch steel lead screws, 4 proprietary Slide Block actuator mechanisms, 4 aluminum linear actuator channels, polished steel guide-rods, Dremel bracket, hardware, etc.. (You provide Dremel or flex-shaft router and work surface.) It's a complete kit! All you do is put




only  
**\$595!**

it together and calibrate it! Using 32 screw-type micro-calibrators, you calibrate your machine and then TURN IT LOOSE! Designed to be used with a Dremel MotoTool(tm), or flex-shaft router for more cutting power, the Neuractor translates your 3D CAD files directly into actual working parts! IF THAT'S NOT

EXCITING ENOUGH, WE'RE THROWING IN A FREE, FULL-FEATURED 3D CAD/CAM SOFTWARE PACKAGE WITH EACH UNIT! Imagine using your new Neuractor to experiment with different product designs and concepts BEFORE taking the business plunge! By working out your product's design and Desktop Manufacturing processes, you can virtually automate the "proof-of-concept" phase of your projects! Built-in fonts for

custom sign-making and panel engraving, 18"x18"x4.6" cutter travel for crafts, electronics, and printed circuit board drilling, not to mention model-making, mold-making, and painting. These are but a few opportunity areas others are already exploring with their Neuractors. You build it, you calibrate it, you customize it for your applications! Don't miss out on your chance to cash-in on your own at-home business! Get started by ordering your own Neuractor CNC-4 today! ACT NOW! Kit \$595 +\$24.95 UPS S/H. Allow 4-8 wks for delivery. U.S. CYBERLAB, 14786 State Gap Rd., West Fork, AR 72774 (501) 839-8293



## Weeder Technologies

PO Box 421, Batavia, OH 45103

**FREE**  
construction plans for  
any of these kits  
Call 513-752-0279

## Pro-Kit

Educational Kits for the Serious Hobbyist

### Caller Block

Connects between your telephone and its wall jack, and prevents the phone from ringing unless the calling party is one which you've entered into memory using your touch-tone phone. Your answering machine can handle all other calls. Change between two separate directories of callers with a simple flip of a switch.

### Telephone Caller ID

Connects to telephone wall jack. Shows the telephone number of the calling party along with the time of day the call was received, on a 16x1 character LCD display. Stores the info from the last five calls in memory. Complete stand alone, no computer interface needed.

### Telephone Call Restrictor

Connects to telephone wall jack. Disables all phones on the line if attempting to either: dial a number that has been stored in memory "Block Mode" or, dial a number that has not been stored in memory "Allow Mode". Use touch-tone phone to enter telephone numbers into memory, and choose mode. Program from any phone on the line using your password.

### 50 MHz Frequency Counter

Reads frequency from 1Hz to 50MHz and displays it on a 16x1 character LCD display. Auto-range feature provides floating decimal point and automatically affixes the correct suffix (Hz, KHz, or MHz). Microcontroller based, very few additional components.

### Telephone Scrambler

Scrambles your voice before sending it over the telephone line, and descrambles it on the other end. Connects between your telephone and wall jack. No modifications are required to your telephone. Full duplex operation.

### Electronic Message Module

Use a set of four pushbutton switches to write and store your own personal message in a 8-pin non-volatile EEPROM, which can then be printed across a 16x1 LCD display. Message can be up to 240 characters long. EEPROM can be removed from socket and still retain message. Re-program over and over with new messages.

### Vocal Filter

An audio device which can be used with a home component stereo system, to filter out the main vocal sound track from standard stereo recordings (CD, tape, record or FM), leaving the background music to sing along with. Produce your own karaoke tapes.

### Vocal/Effects Mixer

An audio device which hooks up to the "tape monitor" jacks of any home component stereo, and allows you to mix your own voice with the program source (CD, tape, record, FM, etc.) as its being played through your stereo. Features Bass, Treble, and Reverb controls for your voice. Great for having your own karaoke party.





## Get instant tech information FREE from your Fax or Computer!

You can obtain specs, freq. info, software and more from our automated services. For fax facts, call from your stand alone fax machine and follow the voice prompts. Use the BBS from your modem of fax/modem equipped computer. Dial 317-849-8683 for fax back service, or dial 317-579-2045 for our computer bulletin board service.

### Continuous Coverage



Three new Bearcat units offer expanded coverage and more memory than before. The 890 offers 200 channels, base/mobile operation, VFO tuning, service search, weather alert, search and store, and more. The 2500 hand held has 400 channels, fast scan and more. The Bearcat 8500 has 500 channels in 20 banks, VFO, auto store, alpha numeric display, 10 priority channels, aux tape output jacks, and coverage to 1.3 Gigahertz.

- Bearcat 2500XLTA hand held.....\$349.95
  - Bearcat 8500XLTC mobile.....\$389.95
  - Bearcat 890XLTB mobile.....\$259.95
- 25-1300MHz, 500 ch. in 8500, 400 in 2500. 890 has 200 ch. & 29-956MHz. All cell locked. Features include turbo scan, VFO, search and store, Priority, LCD display, and more. Fax Facts 474,475,476

### Mobile Scanners

- TRIDENT**
- TR2C
- Police & CB
- \$69.95

Scans police pre-programmed by state channel plus the CB channel of your choice. Also has Mobile Repeater and Weather. Extra cost option of CB and laser detectors built in. Compact size allows for dash or visor mounting. Mtng hardware and power connectors included. Size: 5 5/8 x 4 7/8 x 1 3/4. Wt: 1.5lbs. Fax fact #580

- Bearcat 700AX 50Ch w/800..... \$159.95
- Bearcat 350A 50 Ch H/L/U..... \$119.95
- Bearcat 560XLJ 16 Ch H/L/U..... \$ 89.95
- Bearcat 760XM100Ch H/L/U/Air/800 \$219.95
- Bearcat T2 state/state scan..... \$144.95

### Shortwave Radios

- Sangean ATS-818CS..... \$219.95
- Sangean ATS-818..... \$184.95
- Sangean ATS-803A..... \$169.95
- Sangean ATS-808..... \$179.95
- Sangean ATS-606..... \$149.95
- Sangean ATS-606P..... \$169.95
- Sangean ATS-800..... \$89.95
- Grundig YB400..... \$219.00
- Grundig Satellit 700..... \$399.00



### Hand Held Scanners

- Bearcat 200XLTN**
  - \$209.95 200 Channels 800 MHz
  - Ten scan banks plus search. Covers 29-54, 118-174, 406-512 and 806-956MHz (with cell lock). Features scan, search, delay, 10 priorities, mem backup, lockout, WX search, keylock. Includes NiCad & Chrgr. Size: 1 3/8 x 2 11/16 x 7 1/2.
  - Bearcat 120XLJTJ 100Ch H/L/U..... \$149.95
  - Bearcat 150XLT 100Ch H/L/U/8..... \$199.95
  - Bearcat 220XLJTJ 200 Ch H/L/U/8.... \$249.95
- Coverage of above hand helds is: 29-54, 136-174, 406-512, and 800MHz band as indicated. Fax facts #475



### Table Top Scanners

- Bearcat 855XLTE 50 Ch w/800..... \$159.95
- Bearcat 142XLM 10Ch H/L/U..... \$ 73.95
- Bearcat 147XLJ 16 Ch H/L/U..... \$ 89.95
- Bearcat 172XM 20Ch H/L/U/Air..... \$124.95
- Bearcat 145 16Ch H/L/U..... \$ 79.95

### Accessories & Etc.

- Mag'Mount Mobile Ant MA100..... \$ 19.95
- Base Ant. 25-1000MHz AS300..... \$ 59.95
- Pre-Amp .1-1500MHz GW2..... \$ 89.00
- Wide Coverage Antenna..... \$ 119.95
- Base Discone Ant DA300..... \$ 89.00
- External Speaker MS190/opt. amp.... \$ 19.95
- Old Scanner Repair, all brands..... \$ CALL
- Extended Warranties..... \$ CALL
- Frequency Info FaxFact/Modem..... \$ FREE
- On Glass Mobile Antenna..... \$ 32.95

### 2 Way Radios

VHF hi band programmable mobiles as low as \$299.95. Call for quotes or Fax Fact #775

### Total Coverage Radios

#### TRIDENT

TR1200XLT  
AM Broadcast to  
Microwave 1000 Scan  
Channels \$389.00

500KHz to 1300MHz coverage in a programmable hand held. Ten scan banks, ten search banks. Lockout on search and scan. AM plus narrow and broadcast FM. Priority, hold, delay and selectable search increments. Cell Lock. Permanent memory. 4 AA ni-cads and wall plus cig charger included along with belt clip, case, ant. & earphone. Size: 6 7/8 x 1 3/4 x 2 1/2. Wt 12 oz. Fax fact document # 205



#### TRIDENT

TR4500 \$449  
2016 Channels  
1 to 1300MHz  
Computer Control  
62 Scan Banks, 16  
Search Banks, 35 Channels  
per second. Patented Computer control for logging and spectrum display. AM, NFM, WFM, & BFO for CW/SSB. Priority bank, delay/hold and selectable search. Cell Lock Permanent memory. DC or AC with adaptors. Mtng Brkt & Antenna included. Size: 2 1/4H x 5 5/8W x 6 1/2D. Wt. 1lb. Fax fact #305



#### TRIDENT

TR980 \$279.00  
125 Channels  
5 MHz to  
999MHz



Most Economical receiver in its class, offers AM, NFM Wide FM, modes. 5KHz increments. Delay & hold & Search. Cell Lock NiCads, chgr & whip ant. Size: 5 7/8H x 1 1/2W x 2 D. Wt 14oz.

### TRIDENT Winner of the 1994 INNOVATIONS Design & Engineering Honors, Electronic Industries Association. Trident TR2400 Total Coverage Receiver

Trident TR2400: 100KHz to 2060MHz. Ten scan banks of 100 channels each, ten search banks. Tuning increments as low as 1KHz. Beat Freq. Oscillator for SSB and CW modes. Search lockout and store. VFO tuning knob. Permanent memory. Bank lock and linking. Attenuator switch. Backlit LCD. 1 Yr Warranty. AM/NFM/WFM. Selectable increments. Delay, Hold, Priority. 5 7/8H x 1 1/2D x 2W. Wt 14 oz. \$499.00



Toll Free, 24 Hours! 800-445-7717 Fax Orders 800-448-1084 Fax Facts 317-849-8683

Computer BBS Modem & Fax/Modem, 317-579-2045. Toll Free Tech Support, Dial 800-874-3468

International Fax: en Espanol, en Francais, und auf Deutsch, or just fax in plain English to: 317-849-8794

### ACE Communications 6975 Hillsdale Court, Indianapolis, IN 46250

Service & Support hours: Mon.-Fri. 9AM to 6PM, Sat. 10-4 EST. Mastercard, Visa, Checks, Approved P.O.'s & COD (add \$5.50) & AMEX, Discover. Prices, specifications and availability subject to change. Flat rate ground shipping and handling charge only \$6.95 per unit. Express Air only \$9.95, for most units, to most locations. One week trial, no returns accepted two weeks after original receipt without substantial restocking charge. All units carry full factory warranty. Indiana residents add 5 per cent sales tax.



FLY IT! ONLY \$9.95



# Are Cable Companies Sucking You Dry?



**FREE  
Catalog!**

**All Major  
Brands!**

Take a Bite out of High Rental Fees  
with your own

## Converters & Descramblers



Everquest • Panasonic • Jerrold • Zenith • Pioneer  
Scientific Atlanta • Oak • Eagle • Hamlin • Tocom



Order  
Toll-Free **1 800 624-1150**

Call today for a FREE catalog!

# MD Electronics

875 S. 72 Street • Omaha, NE 68114



# B&S SALES

**CALL (810) 566-7248 • FAX (810) 566-7258 24 hrs.**

**Hours: Monday through Friday 8am to 7:30pm EST - Saturday 10am to 3pm.**

**51756 Van Dyke St. #330, Shelby Township, MI 48316**

*Free Calculator with order!*

## CONVERTER

	5	10		5	10
PANASONIC TZ-PC 145362 ..	\$68	\$64	DRX-3 PJ.....	\$37	\$33
WAVEMASTER .....	\$65	\$60	DRZ-3 PJ.....	\$38	\$34
DRZ-3 A & B DUAL INPUT.....	\$39	\$35	8528 PJ .....	\$45	\$42

## CONVERTER/DESCRAMBLERS

	5	10		5	10
8600 .....	\$275	\$265	DPV-5 .....	\$145	\$130
8590 .....	\$260	\$250	DP-5 .....	\$125	\$110
8580 .....	\$195	\$185	DRZ-3-DIC .....	\$95	\$85
DPV-7 .....	\$225	\$215	DRX-3-DIC .....	\$89	\$79

## ADD-ON DESCRAMBLERS

### 10 LOT SPECIAL

PIONEER GREEN .....	\$65	J-TVT-GOLD .....	\$42
SA-M80 .....	\$65	J-MINI TVT.....	\$42
J-TNT .....	\$65	H-MLD 1200-3 .....	\$35
J-PURPLE .....	\$49		

## NOTE: MENTION AD FOR THESE PRICES! NO MICHIGAN SALES

We are now offering a 6 month warranty. In order for warranty to be in effect, this form must be signed and returned. FOR VCR, SECOND, THIRD, ETC. HOOK-UPS.

YES, I agree all units are to be used or resold in compliance with Federal and State laws.

Signature \_\_\_\_\_ Date \_\_\_\_\_

NAME \_\_\_\_\_ ADDRESS \_\_\_\_\_


CITY \_\_\_\_\_ STATE \_\_\_\_\_ ZIP \_\_\_\_\_ PHONE \_\_\_\_\_

*It is not the intent of B&S Sales to defraud any pay television operator and we will not assist any company or individual in doing the same.*



ELECTRONIC/ELECTRICAL TEST ACCESSORIES

# Only ITT Pomona Offers Such Value.



Simply plug it into any scope with a bandwidth of 5MHz or Higher, 200mV/div or better sensitivity, and external triggering, rising edge (+) capability. 20MHz bandwidth covers most microcontroller frequencies.

**8-CHANNELS AND MORE!**

## Turn Your Scope Into A Digital Analyzer.

Pomona's pocket-sized Logic Scope Probe features three modes: logic analyzer, trigger probe and MUX. Kit includes Logic Scope Probe, 11 test leads with Micrograbber® test clips packaged in a reusable blister box that fits into your tool box or scope case.

**6004 Logic Scope Probe Kit \$330.00**

## If You Use A Scope, These Quality Probes Will Make A Difference.

Selecting the right scope probe can be as important as selecting the scope itself because signal accuracy is only as good as the link between your Tek, B&K or Hitachi scope and the item you're testing. Pomona scope probes give you faster rise times for sharper wave forms, and lower impedance for cleaner signals.

**100 MHz Standard Modular** These low-cost workhorses offer excellent attenuation for most conventional scope uses (up to 100 MHz). Kits include: sealed insulated probe, 1.2 meter cable assembly, insulated alligator clip grounding lead, trimmer tool (except Model 5792), spring hook, BNC adapter, gold plated beryllium copper tip, stainless steel tip, IC tip, insulating tip and a reusable plastic case.

**200 MHz Professional Modulator** Excellent performance characteristics and full attenuation ranges (including x100 and switchable x1/x10). Probe kit contains same accessories as 100MHz Kit.


Part No.	Att	Cable Length (m)	Input Impedance R(MΩ)	C(pF)	BW (MHz)	Risetime (nsec)	Max Input (V)	Compensation Range (pF)	Price
5792	x1	1.2	Same as scope	45	20	15	600		31.00
5795	x10	1.2	10	15	100	3	600	10-60	35.00
4550A	x1-x10 Switchable	1.2	x1 x10 Same 10 as scope	x1 x10 55 16	x1 x10 15 100	x1 x10 35 3	600	10-60	43.00
5800	x1	1.2	Same as scope	45	30	10	600		41.00
5803	x10	1.2	10	15	200	1.8	600	10-60	45.00
5806	x1-x10 Switchable	1.2	x1 x10 same as scope	x1 x10 55 15.5	x1 x10 20 200	x1 x10 10 1.8	600	10-60	49.00
5827	x100	1.2	100	6.5	200	1.6	1200	15-50	80.00

## Get ITT Pomona's 1994 New Products Catalog. FREE!

Find hundreds of new probes, test leads, clips, kits and accessories for keeping pace with the latest technology. To order your free catalog, visit your nearest Pomona Distributor, write or call us direct at (909) 469-2900.

ITT Pomona Electronics  
1500 E. Ninth Street  
Pomona, CA 91766-3835  
(909) 469-2900 FAX (909) 629-3317

CIRCLE 39 ON FREE INFORMATION CARD



## Circuit Test Strips & Panels Let You Test Circuits First.

Pomona test strips and panels are the easy way to test electronic circuits before you build them. Our Circuit Test Strips are rated for over 25,000 insertions. Maximum current is 1A, contact resistance <math><10\text{m}\Omega</math>, with a 10pF capacity between contact points. Circuit Test Panels feature six Circuit Test Strips for

larger bread board tests, providing 3,330 test points.

An Accessory Kit is available to replace damaged contact points/buses.

**6037 Circuit Test Strip \$ 9.50 ea.**

**6038 Circuit Test Panel \$65.00**

**6039 Accessory Kit \$15.00**

## Great Test Lead Kits For Fluke & Other DMMs.

They're the ideal replacements for Fluke, Wavetek (Beckman), B&K, Amprobe and most DMM test lead sets. Each kit features the right combination of accessories to meet your specific test requirements. And several of our probes and kits are designed to meet IEC1010 specifications for your assurance of safer operation.



Description/Contents of Kit	Part No.	Price
<b>General Use Test Lead Kit*</b> 2 each: Probe Handles, Right Angle to Straight Plug Test Leads, Flexible Maxigrabber® Test Clips and Medium Alligators, one black and one red.	5899	36.00
<b>Industrial Test Lead Kit*</b> 2 each: Probe Handles, Right Angle to Straight Plug Test Leads & Maxigrabber® Grip Clips, one black and one red.	5900	37.00
<b>Deluxe Bench Meter DMM Kit*</b> 2 each: Probe Handles, Straight to Straight Plug Test leads, Flexible Maxigrabber® Test Clips & Medium Alligators, one black & one red; 2 Spade Lugs.	5901	29.00
<b>Electronics Lab Test Kit</b> Switchable x1-x10 Oscilloscope Probe with Accessories, Multi-use kit for Electronics (5543A), Oscilloscope Ground Kit and Double Banana Plug to BNC (T).	6003	92.00
<b>Multi-use Kit for Electronics 2</b> each: Probe Handles, Pop Jack Leads, one black & one red, 1 each: Medium Alligator, Spade Lug, Minigrabber® Lead & Extended Slide-on Tip.	5543A	34.90
<b>Deluxe Kit for Electronics 2</b> each: Probe Handles, Medium Alligators, Minigrabber® Leads, Minigrabber® Leads, Slide-on IC Tips, Slide-on Extended Tips, & Pop Jack Leads, one black & one red, & 2 Spade Lugs.	5674A	59.90
<b>Maxi-Kit 2</b> each: Extendable Tip Probe Leads, Replaceable Tip Probe Handles, Pop Jack Leads, Couplers, Medium Alligators, Heavy Duty Alligators, Minigrabber® Leads, Minigrabber® Leads, & Slide-on IC Tips, one black & one red, and 2 each: Spade Lugs, Dog Leg Micro Tips, Needle Tips, Shouldered Micro Tips & 4 Std Brass Tips.	5677A	79.90

\*IEC1010 safety designed models



The fastest, easiest way to order any of the products featured here is to visit your nearest Pomona Distributor. If you already have our 1994 Catalog, you'll find these and thousands of other test accessory products immediately available. Or, you can charge purchases on your VISA, MasterCard or American Express credit card by phoning, toll free, **1-800-ITT-POMONA** (credit card orders only).

**ITT Pomona Electronics**  
AN ITT CANNON COMPANY 99



**CALL TOLL FREE**  
1-800-292-7711  
1-800-445-3201 (Can)

# C&S SALES

## EXCELLENCE IN SERVICE

**WRITE FOR  
FREE CATALOG**



**Line Tracker  
MV-963  
\$52.95**  
(Infra-red Sensor)  
The robot follows  
a black line  
on white paper  
Preassembled PCB




**Dual-Display  
LCR Meter  
w/ Stat Functions  
B+K Model 878  
\$239.95**  
Auto/manual range  
Many features  
with Q factor  
High Accuracy

**Electronic Tool Kit Model TK-1000**  
A professional organizer tool kit at affordable prices. No student should be without this unique tool kit that holds all the tools you need.

Including:  
Diagonal Cutter  
Long Nose Pliers  
6" Wire Stripper  
Solder 60/40  
6" Screwdriver  
6" Phillips Driver  
Safety Goggles  
IC Puller  
3pc Nut Drivers  
Iron 25W  
Iron Stand  
Solder Wick  
Desoldering Pump  
5 pc Solder Ease Kit  
6pc Precision Screwdrivers

**\$39.95**



**Robotic Arm  
Y-01  
\$49.95**  
(Wired Control)  
Movement grabs  
& releases,  
lifts & lowers,  
pivots from side to side



**Stereo Cassette Player  
Kit  
Model  
TR-18K  
\$16.95**  
Headphones  
Included



**Digital  
Multimeter  
EDM-83B  
\$175.00**  
Almost every  
feature available  
Bargain of  
the decade



**Elenco  
LCR + DMM  
LCM-1950  
\$79**  
12 Functions  
Freq to 4MHz  
Inductance  
Capacitance



**Digital  
Capacitance  
Meter  
CM-1555  
\$49.95**  
Measures capacitors  
from .1pf to 20,000µf



**Digital  
LCR Meter  
LCR-680  
\$79.95**  
3-1/2 Digit  
LCD Display  
Inductance  
1uH to 20MΩ



**Function Generator  
GF-8026  
\$239**  
Int/Ext  
Operation  
Sine, Square, Triangle, Pulse  
Ramp, 2 to 2MHz, Freq Ctr



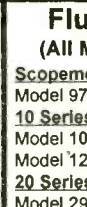
**3-3/4 Digit Multimeter  
BK-390  
\$139.00**  
0.1% DCV acy  
Analog bar graph  
Auto/manual ranging  
Capacitance meas  
Temperature probe



**Digital  
Multimeter Kit  
w/ Training Course  
M-2665K  
\$49.95**  
Full function 34 ranges  
Ideal school project  
**M-2661 (Assembled) \$55.00**



**Frequency Counter  
F-1225  
\$225.00**  
8 Digit LED display  
Wide meas range  
High sensitivity  
Data hold function  
Input impedance 1MΩ or 50Ω  
10:1 input attenuation function



**Fluke Multimeters  
(All Models Available Call)**  
**Scopemeters 70 Series**  
Model 97 \$1,795 Model 7011 \$69.95  
Model 10 Series Model 7311 \$97.50  
Model 10 \$62.95 Model 7711 \$149  
Model 12 \$84.95 Model 7911 \$175  
Model 20 Series Model 7911 \$175  
Model 2911 \$175 Model 87 \$289



**Triple Power  
Supply  
XP-620  
By Elenco  
\$75.00**  
3 fully regulated supplies; 1.5-15V @ 1A, -1.5 to -15V @ 1A or 3-30V @ 1A & 5V @ 3A Kit XP-620K \$49.95



**Quad Power  
Supply  
XP-581  
By Elenco  
\$79.95**  
Four supplies in one unit; 2-20V @ 2.5A, 5V @ 3A, -5V @ .5A and 12V @ 1A. All regulated and short protected



**High Current DC  
Power Supply  
BK-1686 \$169.95**  
3 to 14 VDC Output  
12A @ 13.8V  
For servicing high  
power car stereos,  
camcorders, ham radios, etc.  
Connect 2 or more in parallel



**Wide Band  
Signal  
Generators  
SG-9000  
\$124.95**  
RF Frequency 100K-450MHz  
AM modulation of 1KHz Variable  
SG-9500 150MHz \$239.00

**Telephone Kit  
PT-223K  
\$14.95**



Available  
Assembled  
PT-223  
\$15.95



**Function Generator  
Blox  
#9600  
By  
Elenco  
\$29.95**  
Kit \$26.95  
Sine, Triangle, Square Wave

**Learn to Build & Program  
Computers with this Kit**



**MM-8000  
By Elenco  
\$129.00**

From scratch you build a complete system. Our Micro-Master trainer teaches you to write into RAMs, ROMs and run a 8085 microprocessor, which uses similar machine language as IBM PC.

**Digital/Analog Trainer  
Complete Mini-Lab For Building,  
Testing, Prototyping Analog and Digital**



**By Elenco  
in U.S.A.**

**XK-525  
\$159.95  
Kit  
XK-525K  
\$129.95**

Designed for school projects, with 5 built-in power supplies. Includes a function generator with continuously variable, sine, triangular, square wave forms. All power supplies are regulated and protected against shorts.

**AM/FM Transistor  
Radio Kit  
with Training Course  
Model AM/FM 108  
\$27.95**

14 Transistor, 5 Diodes  
Easy to build because  
schematic is printed on the PCB  
Makes a great school project  
Model AM-550 AM Only \$17.95

**Telephone Line  
Analyzer**



**Kit TT-400K \$19.95  
Assembled TT-400 \$26.95**

**WE WILL NOT BE UNDERSOLD**  
UPS SHIPPING: 48 STATES 5%  
IL RES 7.5% TAX (\$3 min \$10 max)  
OTHERS CALL

**C&S SALES INC.**

1245 ROSEWOOD, DEERFIELD, IL 60015  
FAX: 708-520-0085 (708) 541-0710



**15 DAY MONEY BACK  
GUARANTEE  
FULL FACTORY WARRANTY**

PRICES SUBJECT TO CHANGE WITHOUT NOTICE

CIRCLE 32 ON FREE INFORMATION CARD




**FREE PROBES  
WITH ALL  
SCOPES**

**ELENCO ♦ HITACHI ♦ B+K  
SCOPES  
AT GUARANTEED LOWEST PRICES**

**WRITE FOR  
FREE  
CATALOG**

**QUALITY - ELENCO OSCILLOSCOPES  
2-YEAR WARRANTY**



**60MHz**


**S-1360 \$775**

Delayed Sweep

**S-1365 \$849**

Cursor Readout

- ♦ Voltage, Time
- ♦ Frequency differences displayed on CRT



**40MHz**


**S-1340 \$495**

2- Channel

**S-1345 \$575**

Delayed Sweep

- ♦ Beam Find
- ♦ Component Tester



**25MHz**

**S-1325 \$349**

2- Channel

**S-1330 \$449**

Delayed Sweep

- ♦ Beam Find
- ♦ Component Tester

*Dependable Equipment at Affordable Prices*

**B+K 20MHz**

2 Channel

**Model 2120 \$389.00**



Delayed Sweep

**Model 2125 \$539.95**

**40MHz DUAL-TRACE**

**Model 1541B  
\$749.95**

- 1mV/div sensitivity
- Video sync separators
- Z axis input
- Single sweep
- V mode-displays 2 signals unrelated in frequency

**60MHz DUAL-TRACE**

**Model 2160**

**\$949.95**

- 1mV/div sensitivity
- Sweep to 5ns/div
- Dual time base
- Signal delay line
- Component tester
- V mode-displays 2 signals unrelated in frequency

**100MHz THREE-TRACE**

**Model 2190**

**\$1,379.95**

- 1mV/div sensitivity
- Sweeps to 2ns/div
- Dual time base
- Signal delay line
- 19kV accelerating voltage
- Calibrated delay time multiplier

**20MHz ANALOG with  
DIGITAL STORAGE**

**Model 2522A  
\$869.95**

- 20MHz analog bandwidth
- 20MS/s sampling rate
- 2k memory per channel
- 20MHz equivalent time sampling


**HITACHI POPULAR SERIES**

V-212 - 20MHz, 2 Channel	\$425.00
V-222 - 20MHz, DC Offset	\$695.00
V-422 - 40MHz, Dual Trace	\$849.00
V-522 - 50MHz, Dual Trace	\$975.00
V-523 - 50MHz, Delayed Sweep	\$995.00
V-525 - 50MHz, w/ Cursor	\$1,069.00

**HITACHI COMPACT SERIES SCOPES**

V-660 - 60MHz, Dual Trace	\$1,375.00
V-665A - 60MHz, DT, w/cursor	\$1,449.00
V-1060 - 100MHz, Dual Trace	\$1,549.00
V-1065A - 100MHz, DT, w/cursor	\$1,695.00
V-1085 - 100MHz, QT, w/cursor	\$2,125.00
VC-6045A - 100MHz, Digital Stor	CALL
VC-6025A - 50MHz, Digital Stor	CALL

**Elenco DS-203 20MHz, 10MS/s  
Digital Storage Oscilloscope**



**\$749**

2K Word Per Channel • Plotter Output  
8 Bit Vert. Resolution • 2048 Pts Hor.  
Resolution • Much More.....

**FLUKE SCOPEMETERS**

A handheld instrument that combines a 50MHz, 25MS/s dual channel digital storage oscilloscope with feature-packed 3000 count digital multimeter.



**Model 93 - \$1,225**

**Model 95 - \$1,549**

**Model 97 - \$1,795**

- Autoset, automatically sets voltage, time & trigger
- Multimeter display; 3-2/3 digits (>3000 counts)
- True RMS volts; AC or AC+DC up to 600V

**C&S SALES INC.**

1245 ROSEWOOD, DEERFIELD, IL 60015  
FAX: 708-520-0085 (708) 541-0710

**CALL TOLL FREE**

**1-800-292-7711**

**1-800-445-3201 (Can)**



**15 DAY MONEY BACK GUARANTEE  
FULL FACTORY WARRANTY**

**ALL PRODUCTS ARE FACTORY NEW**

PRICES SUBJECT TO CHANGE WITHOUT NOTICE

CIRCLE 32 ON FREE INFORMATION CARD



# ARE YOU BEING "BUGGED?"

OUR FINEST

# Counter-Surveillance Device



THE ULTIMATE IN "BUG" DETECTION EQUIPMENT  
"DEBUGS" ROOMS AND TELEPHONES!

If you require GUARANTEED PROTECTION against electronic telephone monitoring devices and also require COMPLETE CONFIDENTIAL PRIVACY in certain rooms and areas, we highly recommend the COUNTER-SURVEILLANCE DETECTOR CSD-18.

EVEN AS YOU READ THIS, countless individuals and firms are being enormously damaged by having their private conversations overheard, monitored, and/or recorded.

Almost without exception and AFTER the fact, the victims make a statement something along the lines of "But, I never thought it would happen to ME!"



## CONDUCT A PROFESSIONAL SEARCH... ANYTIME... ANYWHERE!

Every newspaper and magazine article and every radio and TV story discussing some new episode involving "Bugging" devices, continues to increase the ever growing demand for electronic Counter-Surveillance "sweeps" and equipment. The very limited supply of competently trained and equipped

Counter-Surveillance specialists has created a situation where "sweep" rates exceeding \$250 per hour are now considered reasonable and appropriate.

This is an exciting, immensely interesting and profitable field that you can enter with a minimum investment. Two hours actual practice with the CSD-18 will have you "reading" and "clearing" telephones and rooms with professional ease and competence. The average fee for "debugging" a single telephone is over \$200.00. It requires about 45 minutes to complete the job and once it gets around that YOU can provide this service, you'll quickly have more clients than you can handle. Even if you choose to provide "sweeps" for only a small number of friends and associates, your initial investment will quickly be returned many times over.

## FREE BONUS!

### FASCINATING HI-TECH INFORMATION PACKAGE INCLUDED FREE!

#### LATEST EAVESDROPPING DEVELOPMENTS

A detailed analysis of a variety of extremely fascinating hi-tech devices and procedures used for ultra-sophisticated audio and video eavesdropping including infrared monitoring, multi-data eavesdropping and interception, miniature micro-wave devices, new methods for listening thru walls, etc., with many schematics included. You'll learn about electronic voice changers, corporate spying, how data banks are accessed to research anyone and anything, eavesdropping by neighbors; space age personnel and vehicle tracking systems, how missing persons are found, how lie detectors are deceived, and a fact-filled section on Eavesdropping Law.

#### BIG MONEY IN COUNTER-SURVEILLANCE

Complete information describing the fantastic opportunities that are now open to trained Counter-Surveillance technicians and exactly how a number of individuals and firms are reaping a huge bonanza in the booming "Debugging" business! You'll learn how the ever increasing use of Electronic Listening Devices by investigative agencies, government agencies, unscrupulous business competitors, jealous suitors, etc., has created a tremendous demand for this type of service.

A comprehensive information package JAM-PACKED FULL of some of the most exciting and fascinating reading imaginable. Reads like a James Bond novel, with one important exception...IT'S NOT FICTION!

## EXTREME SENSITIVITY!

This is our finest piece of detection equipment! The CSD-18 quickly locates electronic eavesdropping devices in telephones, homes, offices, vehicles, boats, or concealed on the body. It will actually pick up many eavesdropping transmitters at ranges exceeding 25 feet! Extreme sensitivity is obtained via ultra-efficient amplification circuitry following the RF detection stages. Excellent quality Dynamic Headphones exclude all external sounds to further enhance detector output.

The presence of any "bug" is immediately indicated via a pronounced meter deflection. The CSD-18 quickly "homes-in" on eavesdropping transmitters and immediately pinpoints their location. The closer you get to the "bug", the further the needle moves to the right. It's as simple as that.



FULL RANGE DYNAMIC HEADPHONES

## "FLASHING" LED Warns You Instantly!



For, maximum telephone security, the CSD-18 automatically analyzes a sophisticated series of electronic measurements along the telephone line and converts the analysis into an easy to follow, step by step, test procedure. No technical knowledge is required or necessary. A visual indication (via a flashing LED) immediately reveals the presence of the various types of telephone "taps" and the flashing sequence identifies the actual type of eavesdropping device.

## MAXIMUM SECURITY - EASY OPERATION!

Latest Computer-Age IC circuitry designed exclusively for maximum security and ease of operation, assures the utmost privacy protection possible today against virtually all types of room "bugs" and telephone "taps". The CSD-18 detects even the very latest ultra-sophisticated devices specifically designed to defeat detection via polarity negating circuitry. Also includes multi-line option for testing business telephones.

## THE ONE "BUG" TO FEAR MOST!

While most individuals are now somewhat guarded in their telephone conversations, they still rather naively feel secure in the "privacy" of their own home or office. However, the most common type of tap presently used by eavesdroppers picks up ALL SOUNDS AND CONVERSATION WITHIN A ROOM... WITH THE TELEPHONE STILL ON THE HOOK!

Due to this devastating capability, this "Infinity" tap (variously referred to as Infinity Transmitter, Hookswitch Bypass, 3rd Wire, Harmonica Bug, etc.), has become the "bug of choice".

In flagrant violation of federal law prohibiting their use and sale, these devices in various forms are openly advertised in many technical publications for as little as \$75. Literally thousands of these devices are now in the hands of unscrupulous individuals all over the country!

In response to this ever-growing threat, a uniquely engineered feature of the CSD-18 now also detects Infinity type devices anywhere "down the line".

In other words, if anyone ... ANYWHERE ... is utilizing the telephone tip and/or ring wires to monitor your private room conversations while your telephone is on the hook, you'll immediately be made aware of it via a flashing LED!

### 100% POSITIVE INDICATION

The CSD-18 also flawlessly detects "Series" and "Parallel" telephone transmitters and "Telephone Recording Devices". And, a separate feature silently indicates when extension phones are picked up or being used. The CSD-18 completely eliminates all doubt and guesswork.

### EXCLUSIVE "LISTEN-IN" FEATURE!

The CSD-18 will even allow you to "listen-in" to exactly what the eavesdropper is monitoring. And, without the eavesdropper ever becoming aware that he has been detected! We are unaware of ANY other detection equipment having this combined capability AT ANY PRICE!

## MAXIMUM PROTECTION

The CSD-18 provides maximum protection against ALL major categories of surveillance equipment including:

- ALL TYPES OF "CONCEALED TRANSMITTERS"
- "BUMPER BEEPERS"
- "INFINITY" DEVICES
- "BODY" TRANSMITTERS
- "TELEPHONE RECORDING DEVICES"
- "SERIES" & "PARALLEL" PHONE TRANSMITTERS

CSD-18 \$ **295** Complete

Including batteries, antenna/probe, headphones, all plugs & adapters, extensive information package and instructions.

## HOW TO ORDER

Order NOW by Mail or Telephone. 10 DAY MONEY BACK GUARANTEE if you're not 100% pleased and completely satisfied. We pay shipping charges on all prepaid & credit card orders. Add \$15 for CODs.

Great Southern Security

513 Bankhead Highway (SF)  
Carrollton, Georgia 30117

FOR FASTEST SERVICE CALL TOLL FREE

ORDER BY PHONE



1 800 732-5000





# CircuitMaker<sup>®</sup> vs. Electronics Workbench<sup>®</sup>

## A NEW STANDARD HAS JUST BEEN SET!

### State-Of-The-Art Analog Simulation

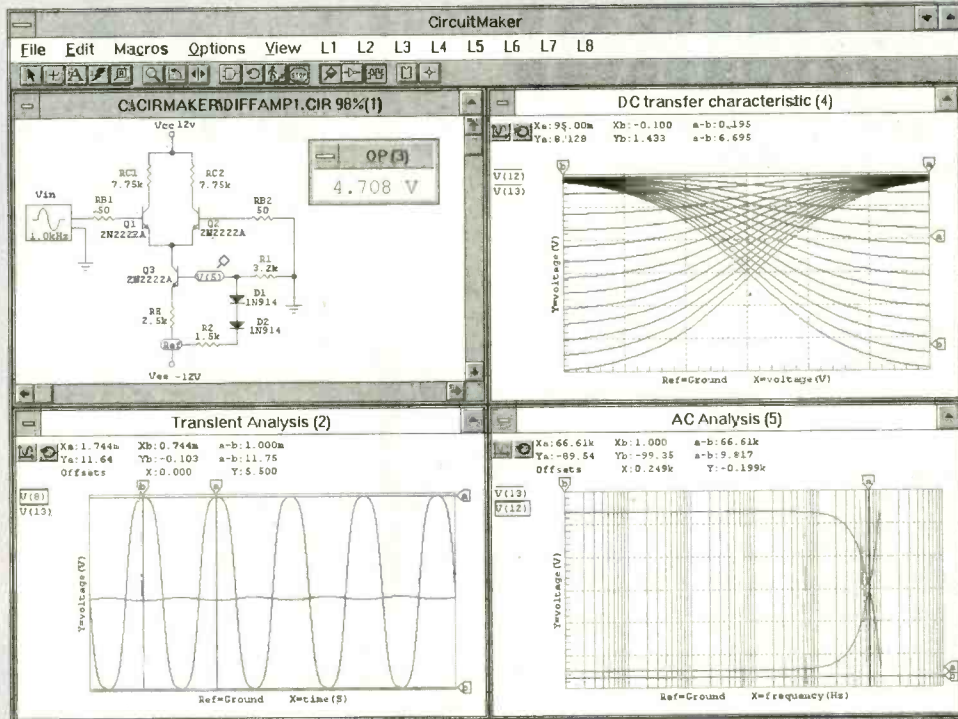
**CircuitMaker's** analog simulation results are shown in graph windows that provide powerful, interactive analysis options. You can plot multiple waveforms by clicking on the desired nodes and can select linear or logarithmic axes. Horizontal and vertical cursors facilitate quick and accurate measurements. You can also zoom in on any portion of the graph to obtain additional detail.

**Electronics Workbench** offers a single, small scope or Bode plot instrument window. The windows are not sizeable and only two waveforms can be plotted at a time. EWB has a single measurement cursor and provides no direct way to read results from the instruments.

### Superior Digital Simulation

**CircuitMaker** has an exclusive Trace feature where the state of every node is indicated in color as the simulation runs. You can monitor as many waveforms as your screen will allow, set edge or level breakpoints for analysis, and interactively see the state of any node by touching the logic probe to it. The data sequencer provides 1024 words of pattern data. Additional digital instruments include ASCII and HEX input keys and an ASCII display. CircuitMaker includes tri-state devices and devices have programmable propagation delays.

**Electronic Workbench** has no interactive logic probe or Trace capability and no Hex or ASCII keys. Their "word generator" is limited to 16 words. EWB does not have tri-state devices and digital devices do not have programmable propagation delays.



### Comprehensive Device Libraries

**CircuitMaker** includes libraries containing programmable, TTL, CMOS, generic analog and digital devices, and many powerful I/O devices. With CircuitMaker's macro function you can quickly and easily create your own functional devices and symbols. Now that's giving you the tools you need to get the job done right!

**Electronics Workbench** ships with only 17 digital devices. If you want additional devices you pay extra.

### Competitive Upgrade Offer

You deserve the best. Upgrade from any competing product for only \$99. New users can purchase CircuitMaker for a limited time at a special introductory price of just \$269. Suggested Retail Price \$299.

### High-Performance Schematic Capabilities

**CircuitMaker** puts you in control of your schematic with SmartWires™, bussing, page connectors, and rubberbanding. You can label devices and pins, add fully stylized multiline text, and create a parts list or netlist. With the Macro feature you can add user defined symbols to your device library.

**Electronics Workbench** dictates wire placement to you. EWB limits your overall "workbench" layout to 1 x 2 pages. EWB has no bussing, page connectors, pagebreaks, print scaling, labeling, free text fields, netlisting, zcom, undo, and no Toolbar or Toolbox.

### Technical Support

**MicroCode Engineering** offers free phone support from knowledgeable engineers. And, you won't find yourself listening to music when you call for help.

**Interactive Image Technologies** offers 3 free calls and then you have to pay for all subsequent calls.

Comparison based on CircuitMaker 2.0 for Windows and Electronics Workbench 3.0 for Windows. All product and company names are trademarks of their respective owners.

**FREE FUNCTIONAL DEMO VERSION**

available on most major BBS's or sent direct for \$10 s&h

**CALL 800-419-4242**  
Risk free 30 day money back guarantee.

**MicroCode Engineering**  
1943 N. 205 W. Orem, UT 84057  
Fax (301) 226-6532  
Phone (801) 226-4470

CIRCLE 42 ON FREE INFORMATION CARD



# Introducing the Video Communication Terminal

PRICES AS LOW AS  
**\$199<sup>95</sup>**

**Compatible with Jerrold,  
Scientific Atlanta  
and Pioneer**

*Latest high-tech features...*

- 750 MHz
- Infa-Red Wireless Remote Control
- Integrated Volume and Mute Control
- On Screen Menu Displays For All User Functions
- Clock
- Favorite Channel Memory Bank
- Programmable Parental Lockout
- Channel 3/4 Switchable
- Last Channel Recall
- Sequential or Direct Channel Access
- HRC / S/D / IRC Programmable
- Auto Frequency Control Tuning
- Sleep Timer
- Audio and Video Ports
- Switched Electrical Outlet
- Inview Video Pass-Thru Technology



**Add on Descrabler for Jerrold Systems**

	1-9	10-19	20+
TVT GOLD (orig)	\$49	\$42	\$39
PURPLE or PINK	\$59	\$49	\$45
TVT (4X4)	\$49	\$42	\$39
STELTH+ (new)	\$59	\$52	\$45
TNT (orig)	\$75	\$65	\$59



**Add on Descrabler for Scientific Atlanta Systems**

	1-9	10-19	20+
SADF	\$69	\$65	\$59
SA - 3	\$59	\$55	\$49
M80 (orig)	\$75	\$65	\$59



**Add on Descrabler for Pioneer Systems**

	1-9	10-19	20+
PIO - GRN	\$79	\$69	\$59
PIO - GRN+ (new)	\$99	\$89	\$79
PIO - TNT (new)	\$75	\$65	\$59

**CONVERTERS**

**Wave Master 5500-3**

- Parental Control
- Favorite Channel Memory
- Sleep Timer
- Wireless Remote Control
- Last Channel Recall
- HRC / STD Switchable
- 99 Channel

1-9	10-19	20+
\$75.00	\$69.00	\$63.00

**Millenium M-3**

- Parental Control
- Favorite Channel Memory
- Wireless Remote Control
- Last Channel Recall
- HRC / STD Switchable
- 99 Channel
- Available With Built In Descrabler
- Available With A/B

1-9	10-19	20+
\$69.00	\$65.00	\$55.00

**VCS**  
VIDEO COMMUNICATION SYSTEMS INC.


ask about our complete line of products

**1-800-872-6585**



# 500 MHz **SPECTRUM ANALYZER** \$895.

**MADE IN THE USA** ITC SA500A is a full function Spectrum Analyzer covering all Ham Radio, Two way Radio, TV, & CATV frequencies bands to over 500 MHz. \*Add Opt. 3 Narrow Band Filter for only \$200 and the SA500A becomes a full range *Pan Adapter / Spectrum Display Monitor*\* The SA500A Includes Center Frequency Display, 50 MHz Marker Generator, 50 MHz Tracking Generator, -100 dB Dynamic Range, 80dB on Screen, and -100 dBm Sensitivity.



## INTRODUCTORY OFFER

**SA500A** With Center Frequency Display, 500 MHz Tracking Generator plus 50 MHz Marker Generator  
**ONLY \$895.00 \***

**SA1850S** Covers 850 to 1850 MHz in One Sweep, LNB Power Supply, 110/220/12vdc/Battery Operation, Carrying Case Center Freq. Display. The lowest cost Satellite Analyzer available.  
**ONLY \$1295.00 \***

**SA1300B & OPT.'s 1, 3, 4, 6**  
**ONLY \$1895.00 \***

**SA1800C & OPT.'s 1, 3, 4, 6**  
**ONLY \$2295.00 \***

SA600A	\$1295.00
SA1300B	\$1595.00
SA1800C	\$1895.00
OPT 1 50MHz Marker Generator	\$200.00
OPT 3 +/- 5KHz Res. B. W. Filter	\$350.00
OPT 4 12 VDC Inverter Adapter	\$100.00
OPT 5 1000 MHz Tracking Generator	\$250.00
OPT 6 7 Digit Center Frequency Display	\$300.00

\* Side Introductory Price for limited time only

AS SHOWN **1-1300 MHz In One Sweep** \$1,895.

**MADE IN USA** +/-5KHz Resolution Band Width - 7 Digit Center Freq. Display - 12vdc operation -110 dBm Sensitivity, 120 dB Dynamic range, **80 dB ON SCREEN**, Exclusive *DISPERSION ZOOM* Allows scan widths 0 MHz to 1300 MHz at any Dispersion preset stop, Total flexibility and ease of operation.


## All New ITC *Low Cost High Performance* Oscilloscopes

25 MHz Dual Trace w/ 3 in 1 TestLab \$429.

+5/1A, +/-12V/.2A DC Outputs Dual Component Tester

25 MHz Dual Trace \$339.

40 MHz Dual Trace Delayed Sweep \$549.



**25 MHz Scope / Tester**  
model ST3324

1 mV Vertical Sensitivity  
X - Y modes, Z Axis  
(intensity modulation)

Dual Component Tester  
Dual Component Compactor  
Triple Output DC Supply  
+5 / 1A, +/- 12 / 2A

6" Bright 2KV CRT  
Rise Time <14 nS  
Full TV Trigger TV-H, TV-V

**25 MHz** less tester same spec.

model SO3304 **\$339.00**

**40 MHz Delayed Sweep**  
model SD3315

Delayed Sweep nS -1 Sec.  
6" Very Bright 12kV CRT  
Rise Time <8 nS

**40 MHz special \$549.00**


ITC Oscilloscopes fill the bill without emptying the pocket book ITC Scopes are a cut above all other low cost scopes on the market today. You can depend on ITC Quality - Performance & Dependability. Plus a full Two Year warranty parts and labor.

Take **ADVANTAGE**  
Call 800-566-1818 Today

## **ADVANTAGE** INSTRUMENTS CORP.

3817 S. CARSON ST. # 818 CARSON CITY NV. 89701  
702-885-0234 FAX 702-885-7600

PRICES & SPECIFICATIONS SUBJECT TO CHANGE WITHOUT NOTICE OR OBLIGATION. F.O.B. CARSON CITY NV. NV. RESIDENTS ADD SALES TAX.



CIRCLE 148 ON FREE INFORMATION CARD

# CELLULAR SOFTWARE AND MODIFICATION GUIDES

*Call Spy Supply for all of your Cellular needs!*

*We Carry:*

## CELLULAR SOFTWARE

(We have the software to do New Motorola Phones)

## CELLULAR CABLES

(For the Motorola, Panasonic, and Nokia Phones)

## CELLULAR MODIFICATION GUIDES

(Covers all cellular manufacturers)

## CELLULAR PHONES

(We carry a complete line of cellular phones)



## FREE TECHNICAL SUPPORT!

We now offer Cellular Phones cloned with your existing number! Buy a handheld, transportable or car mounted phone ready to go and have only one monthly bill!

### *Don't Get Ripped Off!*

Before you buy our competitor's manual, call and ask if they offer **FREE TECHNICAL SUPPORT**

### **SPY SUPPLY**

Find out why the CIA - FBI - DEA - SECRET SERVICE Have ordered from our catalog To receive yours, send \$5.00 to:

### **SPY SUPPLY**

1212 Boylston St. #120  
Chestnut Hill, MA 02167

**SPY SUPPLY**, 1212 Boylston St. #120, Chestnut Hill, MA 02167

**(617) 327-7272**

*Sold for educational purposes only*



# KELVIN

ELECTRONICS

10 HUB DRIVE, MELVILLE, NY 11747

(800) 645-9212  
(516) 756-1750  
(516) 756-1763/FAX

Established 1945

M/C & VISA <sup>20</sup> Minimum Order

KELVIN CATALOG #3  
Stock No. 650412



150 LE - Student 200 LE - Technician 300 LE - Auto-Range 400 LE - Engineer

KELVIN

100 Basic

# 990087 **\$19.95**

- AC & DC VOLTAGES
- DC CURRENT
- RESISTANCE
- 3 1/2 Digit LCD
- CONTINUITY TEST
- Buzzer
- LOW BATTERY INDICATOR
- DIODE TEST
- BATTERY TEST



CAPACITANCE  
KELVIN METER  
250 LE **\$59.95**  
# 990126

- 0.5% ACCURACY
- RANGES: 20mF, 200uF, 20uF, 2uF, 200nF, 20nF, 200pF, 20pF
- Zero Adjust
- Safety Test Leads
- Test Socket for Plug-in Components



**Standard Features** • AC & DC VOLTAGES • DC CURRENT  
• RESISTANCE • CONTINUITY TESTER - Buzzer • DIODE TEST  
• 10M ohm INPUT IMPEDANCE • ACCURACY +/- 0.5% RDG

TRANSISTOR  
BATTERY TEST  
DC CURRENT  
10 Amp

150 LE  
Stock # 990122  
**\$29.95**

FREQ COUNTER  
up to 20MHz  
CAPACITANCE  
from 1pF to 20uF  
TRANSISTOR  
AC/DC CURRENT  
10 Amp

200 LE  
Stock # 990123  
**\$49.95**

AUTO  
RANGE  
with 3200 counts  
AC CURRENT  
DC CURRENT  
ANALOG BAR  
10 Amp

300 LE  
Stock # 990125  
**\$49.95**

INDUCTANCE  
Resolution 1uH  
FREQ COUNTER  
up to 20MHz  
CAPACITANCE  
from 1pF to 200uF  
AC/DC CURRENT  
TRANSISTOR  
DUTY %  
20 Amp

400 LE  
Stock # 990124  
**\$79.95**

Designed to meet IEC-348 & UL-1244 safety specifications.

**Protective Cases**

For Models 100 Basic, 150LE, 200LE, 300LE  
..... \$4.95 (#990088)  
Case For Model 400LE ..... \$9.95 (#990116)

**2 Year Warranty  
(Parts & Labor)**

## The Ultimate Meter

TRUE RMS - LCR - Hz - dBm

Popular Electronics (Reviewed - May 1993)

"Not only does the Kelvin 94 boast a lot of features ... the features go the extra distance."

"If we had to run into a burning building to do some emergency trouble-shooting and could carry in only one piece of equipment, the Kelvin 94 would be it!"

### 12 INSTRUMENTS IN ONE -

DC VOLTMETER, AC VOLTMETER, OHMMETER, AC CURRENT, DC CURRENT, DIODE TESTER, AUDIBLE CONTINUITY TESTER, dBm, FREQ COUNTER, CAPACITANCE METER, INDUCTANCE METER, LOGIC PROBE

- 0.1% ACCURACY ON DC VOLTAGES
- TRUE RMS ON AC VOLTAGES & CURRENT
- FREQUENCY COUNTER TO 20 MHz
- LARGE EASY-TO-READ 3 3/4 DIGIT LCD DISPLAY
- AUTO SLEEP & AUTO POWER OFF BUILT-IN TO SAVE BATTERY LIFE with Bypass
- SHOCK RESISTANT HEAVY DUTY CASE WITH YELLOW RUBBER HOLSTER & TILT STAND
- WATER RESISTANT SEALED CASE
- 30 DAY MONEY BACK SATISFACTION GUARANTEE

**\$199.95** MODEL 94 #990111

COMES COMPLETE WITH YELLOW HOLSTER, PROBES, BATTERY, FUSE, STAND


0.1% ACCURACY on DC Voltages Water Resistant

Freq Counter to 20 MHz

### Protective Cases for Model 94

Regular Padded Zippered ..... \$9.95 (#990116)  
Deluxe Padded Zippered ..... \$14.95 (#990115)

Meter is designed in accordance with safety requirements specified in IEC-348, UL-1244 VDE-0411.



CIRCLE 38 ON FREE INFORMATION CARD

www.americanradiohistory.com

November 1994, Popular Electronics



# ALL ELECTRONICS CORP.

QUALITY PARTS • DISCOUNT PRICES • FAST SERVICE • HUGE SELECTION

## JUMBO SAVINGS JUMBO LEDS



Liton # LTL 327C - 8MM  
Ideal for eye-catching indicators and displays. A recent quantity purchase of these BIG, 8mm diameter, red diffused LEDS enables us to provide some very special pricing. The leads on these devices have been trimmed to 0.325", leaving plenty of room for soldering. Normally these parts would sell for more than twice our price.

**5 for \$1.00**


CAT # LED-23

100 for \$15.00 • 1000 for \$120.00

## "HI-8" VIDEO CASSETTE (USED)

8 mm Video Camcorder Users!

SONY Hi-8 T-120  
Top quality, metal particle 120 minute video cassettes.

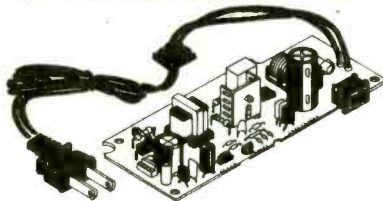


Used for a short time, then bulk-erased, each cassette has its own plastic storage box. New, these high quality cassettes sell for considerably more. Satisfaction Guaranteed.

CAT# VCU-8 **\$3.00 each**

10 for \$28.00 • 100 for \$250.00

## POWER SUPPLY BOARD



Working power supply, complete with power cord, fuse and on/off switch. Removed from Seikosha # SP-2400 dot matrix printer. We don't have the official specs on these, but they appear to have two outputs providing 5 and 24 vdc. Great for educational and experimental projects. The parts alone are well worth the price.

**\$3.75 each**

CAT# EX-76

SPECIAL PURCHASE!!


## 4PDT RELAY

Omron# MYQ4-02-VH-6VDC.  
6 Vdc, 37.5 ohm coil.  
PC pins. 4PDT, 5 amp contacts.  
1.07" X 0.82" X 1.41" high.

CAT# 4PRLY-6PC

**\$2.50 each**


10 for \$20.00



## 640 X 480 DOT LCD DISPLAY

Sharp # LM64P70  
Brand new 640 X 480 dot LCD flat panel display with on board high speed drivers and built-in CCFT backlight (inverter not included). Logic voltage: 5 Vdc.  
LCD driver voltage: -16.2 Vdc.  
Viewing area 6.8" X 5.1".  
Overall module size: 10.1" X 6.23" X 0.33". These displays sold for over \$300.00 new. Includes specs. and hook-up information.

CAT # LCD-17 **\$45.00 each**



## 9 VOLT 60 MA SOLAR PANEL



These 6" X 6" glass enclosed photovoltaic panels produce 9 Vdc at 60 ma. Ideal for charging batteries and powering small devices. Put two or more together for more current and voltage. Includes hook-up instructions.

**\$5.25 each**

CAT # SPL-960

## S.P.D.T. (ON-ON)

**75¢ each**

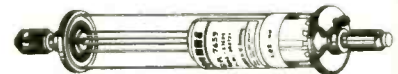
Right-angle, miniature pc mount toggle. Rated 5 amps @ 125 Vac.



CAT# MTS-4RT

10 for \$7.00 • 100 for \$65.00

## LASER TUBE



Siemens# LGR 7659.  
1 mW helium-neon laser tube. 22.5 mm diameter X 146 mm long. 1.7 mrad beam divergence.  
7 kV start voltage.  
1kV operating voltage.  
3.5 mA current.

CAT# LT-1

**\$25.00 each**

## 1 3/4" SPEAKER

8 ohm, 1 watt speaker.  
Very heavy magnet for its size.  
Speaker o.d. 1.8".  
Magnet o.d. 1.35".



CAT# SK-175

**\$1.25 EACH**

10 for \$11.00

MANUFACTURERS - We Purchase EXCESS INVENTORIES... Call, Write or Fax YOUR LIST.

CALL, WRITE  
or FAX For a  
Free 64 Page  
CATALOG.

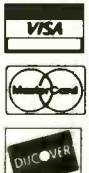
Outside the U.S.A.  
send \$2.00 postage.

ORDER TOLL FREE **1-800-826-5432**

MAIL ORDERS TO:  
ALL ELECTRONICS CORP.  
P.O. BOX 567  
VAN NUYS, CA 91408-0567

FAX (818) 781-2653  
INFO (818) 904-0524

Minimum Order \$10.00 • All Orders Can Be Charged to Visa, Mastercard or Discover • Checks and Money Orders Accepted by Mail • Orders Delivered in the State of California must include California State Sales Tax • NO C.O.D • Shipping and Handling \$4.00 for the 48 Continental United States • ALL OTHERS including Alaska, Hawaii, P.R. and Canada Must Pay Full Shipping • Quantities Limited • Prices Subject to change without notice.



CIRCLE 28 ON FREE INFORMATION CARD



AMERICAN RELIANCE

## Introducing the AMREL Analog and Digital Power Supplies...

**EITHER CHOICE PLACES MORE FEATURES ON YOUR BENCH—SAVES YOU MONEY!**


**3 YEAR WARRANTY**



### AMREL LPS-100 Series—For Performance That Sets New Industry Standards!

- Low Output noise rating less than 0.3mV.
- Line/load regulation rated at low 0.01% + 1mV.
- Transient response time of 50µ Sec.
- Overload protection.
- Output enable/disable
- Coarse and fine voltage/current adjustment.
- Auto series/parallel operations for triple output supplies.
- 3 year full warranty—not 1 or 2 years.

**2 YEAR WARRANTY**



### AMREL LPS-300 Series—Offer Features And Prices That The Competition Can't Beat!

- Microprocessor controlled.
- User friendly keypad data entry.
- Low output noise rating less than 1mV.
- Line/Load regulation rated less than 2mV.
- Output enable/disable and Power-off memory.
- 2 year warranty.
- Optional RS-232 interface capability.

Model	LPS-101	LPS-102	LPS-103	LPS-104	LPS-105	LPS-106	LPS-301	LPS-302	LPS-303	LPS-304	LPS-305
Rating	30V/1A	30V/2A	30V/3A	+30V/1A -30V/1A 3-6.5V/3A	+30V/3A -30V/3A 3-6.5V/3A	60V/1A	15V/2A(H) 30V/1A(L)	15V/4A(H) 30V/2A(L)	30V/3A	+30V/1A -30V/1A 5V/2A	+30V/2.5A -30V/2.5A 3.3-5V/3A
Retail Price	\$195	\$225	\$295	\$395	\$495	\$245	\$249	\$299	\$365	\$399	\$599

**PR INT**<sup>TM</sup>  
Product International Inc.



Call For Sale Price: **1-800-638-2020**



8931 Brookville Road • Silver Spring, Maryland 20910 • Fax: 300-545-0058 •


CIRCLE 150 ON FREE INFORMATION CARD

# MCM ELECTRONICS

## Your Electronics Gift Source

MCM Electronics has hundreds of holiday gift ideas to choose from at prices to fit any budget.

- Test Equipment, Tools and Technician Aids
- Expanding Line of Wireless Security and Closed Circuit Television Products
- Project Accessories, Project Kits and Reference Materials
- Expanding Line of Amateur, CB and GMRS Band Radio Products



**FOR YOUR FREE 288 PAGE catalog... CALL 1-800-543-4330**  
Product questions 1-800-824-TECH(8324)



**MCM ELECTRONICS**<sup>SM</sup>  
650 CONGRESS PARK DR.  
CENTERVILLE, OH 45459-4072  
A PREMIER Company

New Hours: M-F 7a.m. - 9p.m., Sat. 9a.m. - 6p.m. EST  
Over 21,000 items stocked and shipped within 24 hours



GET FAST DELIVERY FROM OUR DISTRIBUTION CENTERS IN DAYTON, OH AND RENO, NV!

POP-12

CIRCLE 145 ON FREE INFORMATION CARD

www.americanradiohistory.com

November 1994, Popular Electronics



# ALFA ELECTRONICS

HIGH QUALITY TEST EQUIPMENT  
BEST PRICE



## DMM 89 \$199.95

**Most Advanced DMM**  
*All Purpose & Communication*  
-80.7 to 81.4 dBm with 4Ω - 1200Ω  
20 reference impedances  
True RMS  
Frequency counter: 0.01Hz-10MHz  
Capacitance: 1pF-50,000μF  
Measure AC volt to 20kHz  
5000 counts, 0.1% accuracy  
Auto/manual range, fast bar graph  
Min/Max/Ave/DH/Relative/Zoom  
Auto power off  
Input warning  
Splash proof  
Volt, amp, ohm, logic, diode, continuity  
Ruggedized case  
Rubber holster included



## DMM 2360 \$119.95

**DMM+LCR Meter**  
*Very Versatile DMM*  
Inductance: 1μH-40H  
Capacitance: 1pF-40μF  
Frequency: 1Hz - 4MHz  
Temperature: -40-302°F  
TTL Logic Test: 20MHz  
Diode, Continuity  
Volt, Amp, Ohm  
3999 count display  
Peak Hold  
Auto power off  
Ruggedized case  
Rubber Holster \$8.00  
Temperature probe \$7.00



## DMM 21 \$74.95

Inductance: 1μH-40H  
Capacitance: 1pF-200 F  
Frequency: 1Hz-1MHz  
Volt, amp, ohm, diode, continuity  
3999 count display  
TTL logic, HFE  
Peak hold  
Ruggedized case  
Rubber holster \$8.00

Full line of DMMs, economy, compact, ruggedized, solar cell, automotive, heavy duty, industrial, starts from \$15.95

**Fluke Multimeter**  
Fluke 12 \$84.95  
Holster C-10 \$10  
Fluke 70 II \$67.5  
Fluke 73 II \$94  
Fluke 75 II \$129  
Holster C-70 \$16  
Fluke 77 II \$149  
Fluke 79 II \$169  
Fluke 29 II \$169  
Fluke 83 \$225  
Fluke 85 \$259  
Fluke 87 \$287  
Fluke 97 Scope Meter \$1785




## LCR Meter 131D \$229.95

**Most Advanced LCR**  
Dual display: L/Q or C/D  
Inductance: 0.1μH-1000H  
Capacitance: 0.1pF-10,000μF  
Impedance: 1mΩ-10MΩ  
0.7% basic accuracy  
Dissipation factor & Q factor  
Serial & parallel mode  
Relative mode for comparison and to remove parasitics  
Statistics, tolerance,  
Best for design, incoming testing & production  
SMD and chip component test probe \$25.00



## LCR Meter 814 \$189.95


**Best Resolution LCR**  
Inductance: 0.1μH-200H  
Capacitance: 0.1pF-20,000μF  
Resistance: 1mΩ-20MΩ  
1% basic accuracy  
Dissipation factor indicates leakage in capacitor and Q factor in inductor  
Zero adjustment to reduce parasitics from test fixture  
Best for high frequency RF and surface mount components.  
SMD and chip component test probe \$25.00, Deluxe carrying case \$5.00



## Frequency Counter FC-1200 \$129.95

Frequency: 0.1Hz-1.25GHz  
Display: 8 digit LCD  
Period: 0.1us-0.1s  
Records Max/Min/Average  
Data hold, relative mode  
Telescoping antenna \$8.00  
Deluxe case \$5.00

Also Available:  
AC/DC clamp meter, Light meter, Thermometer, pH meter, High voltage probe, Digital caliper, Anemometer, Electronic scale, Force gauge, Tachometer, Stroboscope, Humidity & EMF adapter, Sound level meter, Frequency counter, SWR/field strength/power meter, Dip meter

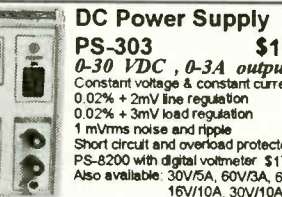



## 20 MHz Oscilloscope with Delay Sweep PS-205 \$429.95


Dual Trace, Component test, 6" CRT, X-Y Operation, TV Sync, Z-Modulation, CH2 Output, Graticule Illum, 2 probes each has x1, x10 switch. Best price with delay sweep.  
PS-200 20 MHz DUAL TRACE \$339.95  
PS-400 40 MHz DUAL TRACE \$494.95  
PS-405 40 MHz DELAY SWEEP \$589.95  
PS-605 60 MHz DELAY SWEEP \$789.95  
Scope Probe: 60MHz x1, x10 \$13, 100MHz x1, x10 \$22

## 20 MHz Digital Storage Oscilloscope DS-203 \$729.95


Switchable between digital and analog modes  
2 K word per channel storage  
Sampling rate: 10 M sample/sec  
8 bit vertical resolution (25 Level/div)  
Expanded Timebase 10ms/div - 0.5 s/div  
Refresh, Roll, Save all, Save CH2, Pre-Trig  
Plotter Control  
250MHz x1, x10 \$29, 250MHz x100 \$39



**DC Power Supply PS-303 \$159.00**  
0-30 VDC, 0-3A output  
Constant voltage & constant current mode  
0.02% + 2mV line regulation  
0.02% + 3mV load regulation  
1 mVrms noise and ripple  
Short circuit and overload protected  
PS-8200 with digital voltmeter \$179.00  
Also available: 30V/5A, 60V/3A, 60V/5A, 16V/10A, 30V/10A



**DC Power Supply Triple Output PS-8202 \$499.95**  
Two 0-30 VDC, 0-3A outputs  
One fixed 5VDC, 3A output  
Capable of independent or tracking operation  
Constant voltage and constant current mode  
Four digital meters for volt and current display  
Excellent regulation and low ripple  
Short circuit and overload protected  
Also available: 30V/5A triple output \$549.95  
Dual tracking 30V/3A, 30V/5A, 60V/3A, 60V/5A



**RF SIGNAL GENERATOR SG-4160B \$119.00**  
100 kHz-150MHz sinewave in 8 ranges  
RF Output 100mVrms to 35 MHz  
Internal 1kHz, External 50Hz-20kHz  
AM modulation  
Audio output 1 kHz, 1 Vrms

**AUDIO GENERATOR AG-2601A \$119.00**  
10Hz - 1MHz in 5 ranges  
Output: 0-8Vrms sinewave  
0-10Vp-p squarewave  
Synchronization: +3% of oscillation frequency per Vrms  
Output distortion:  
0.05% 500Hz - 50kHz  
0.5% 50Hz - 500kHz  
Output impedance: 600 ohm

**FUNCTION GENERATOR FG-2100A \$169.95**  
0.2 Hz - 2 MHz in 7 ranges  
Sine, square, triangle, pulse and ramp  
Output: 5mV-20Vp-p  
1% distortion, DC offset ± 10V  
VCF: 0-10V control frequency to 1000:1



**RF SIGNAL GEN./COUNTER SG-4162 AD \$229.95**  
Generates RF signal same as SG-4160B  
Frequency counter 1Hz - 150 MHz for internal and external source  
Sensitivity <50mV

**AUDIO GEN./COUNTER AG-2603AD \$229.95**  
Generates audio signal same as AG-2601A  
Frequency counter 1Hz-150MHz for internal and external sources  
Sensitivity <50mV

**FUNCTION GEN./COUNTER FG-2102AD \$229.95**  
Generates signal same as FG-2100A  
Frequency counter 4 digits  
Feature TTL and CMOS output

**SWEEP FUNCTION GEN./COUNTER \$329.95**  
0.5Hz to 5 MHz in 7 ranges  
Sweep: Linear 10:1/Log 10:1 20ms to 2s  
AM Modulation  
Gated Burst, Voltage Control Generator  
Generator Control Voltage & 8 digit counter  
1Hz-10MHz for internal & external sources

# ALFA ELECTRONICS

741 Alexander Rd., Princeton, NJ 08540

(800) 526-2532/(609) 520-2002

FAX:(609) 520-2007

15 DAY MONEY BACK GUARANTEE. 1 YEAR WARRANTY  
Visa, Master Card, American Express, COD, Purchase Order Welcome

CALL OR WRITE FOR FREE CATALOG AND BEST OFFER.

CIRCLE 26 ON FREE INFORMATION CARD





## Move into the 2000's with the Model 1010 12 MHz Synthesized Function Generator for only \$289\*

The Model 1010 Synthesized function generator promises to take you into the next century by combining true digital frequency synthesis with the traditional function generator. This instrument performs as three instruments: a function generator, a sweep generator, and a pulse generator. Sine, square, pulse, triangle and ramp waves are synthesized with frequency accuracy regulated by an internal quartz reference (better than 2 parts per million with option 1) spanning over 9 orders of magnitude ranging from .005 Hz to 12 MHz (option 5). The output level can be varied over a range extending from 20 volts p-p to 16 mv p-p. An independent DC offset voltage can be specified anywhere within this range. Both external as well as internal synthesized sinewave modulation sources are available for either AM or FM modulation of a synthesized sinewave carrier. The model 1010 can be programmed for either logarithmic or linear marker calibrated and triggered frequency sweeps. A burst mode allows the user to specify the repetition rate and the number of pulses per burst. An external trigger input allows for synchronization of pulse or burst generation as well as sweeping. User programmable setups are stored in nonvolatile memory for quick setup of repeated operations.

**Functions:** Sine, Square, Triangle, Pulse and Ramp

**Frequency (for all functions)**

Frequency Range: .007 Hz to 12 MHz w/ opt-5

.005 Hz to 8 MHz w/o opt-5

Frequency Resolution: .005 Hz (.007 Hz w/ opt-5)

Frequency accuracy:  $\pm 25$  ppm ( $\pm 2$  ppm w/ opt-1)

**Pulse:** Single, Burst, Neg. or Pos.

Pulsewidth Range: 200 s to 125 ns

Pulse width resolution: 5 sec to < 1 ns  
(consult factory)

**Sine modes:** CW, AM, FM, Sweep

**Square modes:** CW, Sweep and Burst

**Triangle modes:** CW

**Ramp modes:** CW, Positive and Negative

**Burst modes:**

Max number of cycles per burst: 1 to 65535

Burst repetition rate range: .01 Hz to 1 MHz

**Internal synthesized modulation source:**

frequency range: 1 Hz to 200 kHz

frequency resolution: .005 Hz

**External mod. freq. range (AM or FM):** DC to 8 kHz

**FM modulation deviation range:** 1 Hz to 200 KHz

**AM modulation depth:** 1% to 99%

**Output Characteristics**

Voltage range: 16 mV to 20 Volts p-p (no load)

DC offset voltage range: -10 V to +10 V (no load)

**Input power requirements:** 115 VAC under 20 watts

Options Opt 1 -  $\pm 2$  ppm frequency stability - \$60\*

Opt 2 - RS-232 Remote Operation - \$50\*

Opt 5 - 12 -MHz upper frequency limit - \$n/c


**Don't be left behind...** Take advantage of the special introductory price of \$289\* (no additional charge for units shipped with option 5). Move into the next Century. Visa, Mastercard, Amex, Discover. Videospectra, P.O. Box 755, Agoura, CA 91301 Call today: (800) 835-8335.

\* Limited time offer.

## Make your projects speak for themselves... Ours do!

### DIGITAL VOICE RECORDERS

- Record up to 218 seconds
- 1 to 8 messages
- High quality speech 12 bit
- Switch-closure actuation
- Sample rates up to 20Khz
- On-board backup
- Direct speaker output
- Wide operating range
- Small size 2.6" X 2.6"
- Made in U.S.A.



MODEL AudioQ™-218

Call or write for more information

OEM price and delivery available

Custom designs and enclosures

Single unit price \$149.00 plus s+h

Quantity pricing as low as \$99.00

## GETTECH, Inc.

402 Riley Road, New Windsor, NY 12553

(914) 564-5347

Specifications and price subject to change.



## CABLE TV Descrambler New Product Announcement New Video Circuits COD

**Universal 5000** **\*\$189.95**

This new Fully Assembled unit with our latest technology circuits is guaranteed to work on your system. Order now while supplies last!

**FREE In-House Technical Support**

**Universal Kit 4000** **\*\$79.95**

Includes our new advanced custom PC board plus all the electronic components, with full documentation.

**Kit Enclosure Pak 4000A** **\$44.95**

Includes custom enclosure, AC adaptor, nuts screws, knobs, momentary switch.

**1-800-664-6999**



**No Florida Sales!** **\*Limited Time**

It is not the intent of The Halcyon Group to defraud any pay tv operator and we will not assist anyone in doing the same. Kits should be used for educational purposes only.



# TOP SECRET

**CONSUMERTRONICS**  
2011 Crescent Dr., P.O. Drawer 537  
Alamogordo, NM 88310

**Voice: (505) 434-0234, 434-1778**  
8AM - 8PM MST, Mon-Sat  
**Fax: (505) 434-0234** (orders only; if you get voice, enter #111 any time) 24-hour, 7 days/wk

**Free Tech Support** (relates directly to your order or prospective order): **Tues. and Thurs.** only. Add \$5 total SH (US, Canada). All items in stock. VISA, MCard OK (\$29 min.). No CODs or "bill me's". New Catalog (150+ offers) is \$2 w/order, \$4 w/o (no free catalog).

Since 1971. As seen on TV, etc. John Williams - former Lockheed Senior Engineer, NMSU Computer Science Professor, NIH Health Physicist. **WANTED: MAC** lic. portable or better. **All software supports all IBM-PC compatible x86 systems (8086 - Pentium)**

## Off-The-Shelf HARDWARE

Van Eck Systems, Automated Tempest Module, KX Radar Emitter, Carjacking Follower, Personal Body Alarm, Voice Disrupter, Hearing Assistor, Shriek Module, EM Countermeasure, Omnimax TENS, 8th Sense Communicator, many nifty Phone Boxes, Bumper Beeper, Subliminal Mix/Amp, Rifle Device, Neurophone, Hieronymus Machine, Magnetometer, Data Card Reader/Writers, Dwelling Security System, Levitator, Vortex Generator, Ultrasonic Jammer & Receiver, Long-Range Eavesdropper, Noise Cancellation System, Unknown Presence Detector, Electronic Downer, Automatic Pet Feeder, Stealth Paint - many more! See our Catalog.

## CELLPHONE MODIFICATIONS

See our Catalog for our innumerable cellphone modification guide (\$69) - detailed, comprehensive, covers all makes - 10 times more info than competitors' "guides"! (Do Special Projects (below) for up-to-date hardware/software).

## SPECIAL PROJECTS

We design, build, repair, modify, maintain and/or consult on any device, system, process or project - electrical, electronic, computer, phone, mechanical, optical, automotive. Invention prototyping. Confidentiality guaranteed. Describe and include \$25 pre-engineering fee (does not obligate you). Time and cost estimates in 7-10 days.

## VOICE MAIL HACKING

How Your Mail Box (VMB) systems are used and the specific ways they are hacked. Includes ASPEN, MESSAGE CENTER, BIX, GENESIS, EZ, SYDNEY, PHONE MAIL, AUDIX, CINDY, CENTAGRAM, SPERRY LINK, RSVP, etc. Absolutely required for all users, sysops and security personnel! \$29.

## PBX HACKING

1,000s of PBXs are hacked to the tune of \$1 Billion/yr! While "VOICE MAIL HACKING" details how VMSs are hacked for "phun" and profit - including VMS methods for hacking PBXs themselves - "PBX HACKING" addresses ALL issues relating to PBX hacking, including countermeasures! Can your business or agency afford a \$90,000 phone fraud loss (the average loss due to hacked PBXs)? As described in Forbes Magazine. \$39.

## PHREAKING CALLER ID & ANI

Details on how they work and dozens of effective ways of defeating Caller ID, ANI, \*69, \*57, and Call Blocking and \*67. Also describes Caller ID, Drange, Beige, Cheese and CF Boxes, ESS, S57, E-911, various CLASS services, CWA, NON PUB DA, CAMA, DNR, 800-ECR, Diverters, LD Extenders, Centrix - more. \$29.

## PHONE COLOR BOXES

As designed by Phone Phreaks! 15 phone color boxes described. Dozens of circuits, simulator programs. Plus call-forwarding, conferencing, phreak history, 50 useful and legal phone circuit plans - more. \$29.

## ROBOFONE AUTODIALER

Powerful, versatile, menu-driven "Wargames" autodialer lets you dial any quantity (up to 10K) or mix of local/long distance numbers in any order, over any length of time, whether busy or answered (your choice) and log the times, commands and results to monitor, printer and/or disk. Quick-dial directory of up to 600 numbers. BUSY redial options. Direct modem command and control. All Result Codes, including VOICE and RINGING. Optional shell to terminal program upon CONNECT. Exit to menu or DOS (for batching). Manual + Disk\* \$29.

## COMPUTER PHREAKING

TROJAN HORSES, VIRUSES, WORMS, etc. and countermeasures. Includes disk with 360K of hacker text files and utilities, and legendary FLUSHOT + protection system (Editor Choice, PC Magazine). Dozens of computer crime and abuse methods and countermeasures. How systems are penetrated. BBS advice, password defeats, glossary - much more! Manuals + Disk\* \$39.

## BEYOND VAN ECK PHREAKING

Eavesdropping on TV and computer video signals using an ordinary TV! Includes Security Industry reports. Range up to 1 KM. Plans include both the Consumertronics and the original Top Secret Van Eck designs! \$29.

## CRYPTANALYSIS TECHNIQUES

Five powerful menu-driven cryptopro programs (in COM and their BAS sources) to analyze, decrypt "secure" ciphertexts. Worked-out examples. Recommended in prestigious "Computers & Security". Manual + Disk\* \$29.

## By an ORDER of the MA NITUDE

The most comprehensive, hard-hitting, hi-tech survival book ever written! Topics include electronics, computers, energy, weapons, concealment, revenge, alarms, etc. to survive today's dangerous world. We all face increasingly financially and physically brutal times! Field-expedited use of technology in various threat and conflict environments and scenarios. \$49.

## STOPPING POWER METERS

As reported on CBS' 60 MINUTES: How certain devices can slow down - even stop - walthour meters - while loads draw full power! Device simply plugs into one outlet and normal loads into other outlets. Also describes meter creep, overload droop, etc. Plans \$29. I.G. MANUAL: External magnetic ways (applied to the meter itself) to slow down and stop walthour meters while drawing full loads. Plans: \$19. KW-HR METERS: How walthour meters work, calibration, error modes (many), ANSI Standards, etc. Demand and Polyphase Meters. Experimental results to slow and stop meters by others. \$19. Any 2. \$38. All 3. \$59.

## AUTOMATIC TELLER MACHINES

ATM crimes, abuses, vulnerabilities and threats exposed! 100+ methods detailed, include: Physical, Rep. E. cipher, PIN compromise, card counterfeiting, magnetic stripe, false front, TEMPEST, Van Eck, tapping, spoofing, inside job, super-cool, vibration, pulse, high voltage - others. Case histories, law, countermeasures, detailed security checklist, labeled internal photos, figures. ATMs contain up to \$250,000 in cash! Recent \$350,000 ATM crime spree still unsolved! \$39.

## CREDIT CARD SCAMS

Cardholders, merchants, banks suffer \$1 Billion in losses annually because of credit card fraud. Describes every known means of credit card fraud and scams. Protect yourself! \$29.

## CONS & SCAMS

Cons & scams fleece Americans of \$100+ Billion per year! The most comprehensive survival manual on cons & scams of all kinds - from the classic to hi-tech. Details on 100s and their many variations. Protect yourself! \$29.

## HIGH VOLTAGE DEVICES

HV devices plans: Stun Gun, Laser, Prod, Cane, Flasher, Blaster, Zapper, Audio/Radar Jammer, Jacob's Ladder, Plasma & Van de Graaff Gens., Fence Charger, Geiger Counter, Ozone Gen., Fish Stunner, Plant Stim., Kirlian, more! Shocking! \$29.

## UNDER ATTACK!

Electromagnetic Interference and Electronic Weapon Attacks cause: Cancer, birth defects, and profound psychological, neurological, cardiovascular and immune system disorders! Destructive to people, animals, plants, equipment! Includes ACTUAL CASES OF EM ATTACKS ON PEOPLE (we investigated!) Includes how to verify and pinpoint EMI and electronic attack sources, and specific countermeasures. \$29. EM BRAIN-BLASTER! Tutorial and plans for powerful ELECTROMAGNETIC WEAPONS and LAB DEVICES. Optimum circuits, firing, waveforms, duty cycles, intensities. Thorough. \$28. Both \$49.

## RADIONICS MANUAL

Exciting electrical, electronic and electromagnetic therapeutic, diagnostic and preventive devices (mostly experimental). History, descriptive plans (dozens), availability of Radionics Devices from early to modern. While drugs cost \$ Hundreds, electricity costs pennies! \$29. HEAL THYSELF: Plans for 3 major electronic therapeutic devices of types approved by FDA. \$19. Both \$39.

## HARD DRIVE MANUAL

Covers all hard drive and controller implementations (emphasis on PCs). How to select, interface, initialize, set up, use, maintain, troubleshoot and repair them. How to protect them from mistakes, sabotage, prying eyes and sticky fingers. How to recover damaged and lost files. How to prevent crashes. Includes software reviews. Loaded with information, advice, tips. \$29. DISK SERVICE MANUAL: Maintain, troubleshoot, repair, adjust, align floppies without special equipment or software. 3.5/5.25", PC/AT/386/486, Apple, Commodore, etc systems. All floppies need occasional upkeep. \$29. DISK DRIVE TUTORIAL: Theory, practical facts on floppy drives, disks, including many tips, recommendations, formatting, interfacing, FDC, etc. \$24. Any 2. \$49. All 3. \$69.

## SOFTWARE PROTECTION SYSTEM

Unique system that lightly discourages costly software piracy while not interfering with legit archival copies. No known way to defeat. No special equipment required. Simple and automatic to install on your distributed software. Compatible with all copy-prevention systems. Manual + Disk\* \$59.

## STEALTH TECHNOLOGY

Police radar is fascinating! It also has error rates of 10-20%! Every known error mode - stealth method and material used to minimize radar reflections - tactic and strategy to fight unjust radar tickets (that cost you \$100s in insurance and risk cancellation) - methods to detect and jam signals - fully described! \$29.

## SECRET & SURVIVAL RADIO

Optimum survival and security radio equipment, methods, freq allocations and voice/data scrambling/encoding. Includes small receivers/transmitters, telemetry, antenna optimizations, remote monitoring and control, security, surveillance, and ultrasonic, fiber-optic and infrared commo..70+ circuit plans, tables. \$29.

## ULTIMATE SUCCESS MANUAL


Underpaid? Harassed or abused? Manipulated? Taken for granted? Stuck in a dead-end job? Can't find a good job? Expect to be laid off, fired or transferred soon? The ultimate no-holds-barred, looking-after-#1 Machiavellian techniques to find, obtain, optimize and keep top jobs, pay and benefits. THE RULES OF THE GAME FOR A GAME WITHOUT RULES! From first resume to CEO. \$29.

## ROCKET'S RED GLARE

How to design and build solid-propellant amateur and survival rockets. Emphasis on formulation, manufacture, installation of propellants, motors, igniters, etc. Includes list of commonly available materials, and the design of launch pads and test beds and their electronics. \$29.

Please Order Today! (505) 434-0234  
Bold for educational purposes only.

# Learn MICROCONTROLLERS and EMBEDDED SYSTEMS with the AES-10



The AES-10... a complete learning system, a complete embedded control system. Extensive manuals guide you through your 8051 development project. Assembly, BASIC, and C programming. All hardware details, complete schematics. Learn to program the LCD, keypad, digital and analog I/Os for your applications.

### 80C32 Computer/Microcontroller board with:

- 32K ROM, 32K RAM
- 2 by 16 Liquid Crystal Display
- 4 by 5 Keypad
- Digital, A/D, D/A, and PWM, I/O
- Built in Logic Probe
- Power supply, (can also be battery operated)
- Extended AES BASIC and AES Monitor in ROM
- Built-in routines for LCD, Keypad, A/D, D/A and Digital I/O ports
- See 80C32 registers while you Step
- See all memory locations and data on LCD
- See memory contents in dec. hex. and binary
- RS-232 cable to connect to PC for programming
- 8051/52 DOS Cross Assembler
- Program disks with well documented examples
- User's Manual, Language Manual, and Text



1407 North Batavia Street, Orange, California 92667, USA

\$365 + Money Back Guarantee  
Free Brochure, M/C Visa  
800 - 730-3232  
714 - 744-0981  
Fax 714 - 744-2693

# TONY TALLI'S ORIGINAL TELEVIEW DISTRIBUTORS

WHERE OUR VALUED CUSTOMERS'

BUSINESS

IS HONESTLY APPRECIATED  
**OUR PRICES**  
**1 800 847 3773**

Call Us Today

90 DAY + GUARANTEE  
SCIENTIFIC ATLANTA  
JERROLD PIONEER  
OAK HAMLIN

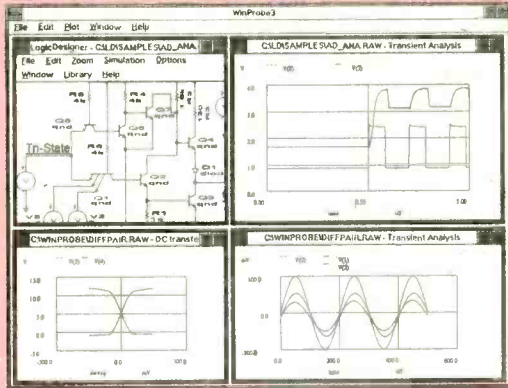


HRS. M - F 9-4 PST NO NV. SALES



Powerful Integrated Digital and Analog (Berkeley Compatible Spice)  
Circuit Design and Simulation Software for Microsoft Windows (network compatible)

**Best value in town!! Includes 4 Integrated Modules: LogicDesigner + WinSpice + WinScope + Symbol Editor**  
**Perfect For Students, Technicians and Engineers!!!**



Simply connect your circuit on the screen, enter simulation options, then kick back and watch it work!! Comes with two Spice libraries plus 5 more libraries of Active Digital Devices CMOS, 74xx, 7400x, ALUs, counters, MUX, FFs etc. Plus a Passive symbol library of Microprocessors and more. Use the Symbol Library Editor to Design your own symbols and symbols to represent Sub-circuits, True Bussing, Buss pins can be assigned Unique Names, Parts Billing List, Legends, Nested Subcircuits for Hierarchical Top Down or Bottom Up Design, Checks Fan Out Violation and Electronic Rules, Device Unit Numbers/Chip Pinouts Automatically added as per Data Books, Connectors, Spice Netlist Generation, Continuous ZOOM In/Out, Cut/Copy/Paste, Multiple Rotatable Fonts, Rotatable Symbols, Multipage Zoomed In/Out Printouts to any Windows Printer. ON LINE HELP

**LogicDesigner Digital Simulation/Schematic Capture Module**

Interactive Digital Simulation and Schematic Capture, Single Step Mode, Variable Speed Simulation, Programmable Digital Delays, Multi Waveform Scrolling Timing Diagram Memorizes up to 30000 Ticks Worth Of Timing Data, Truth Table Generation, Binary to 7 Segment Displays, Hex Keypads, Programmable Clock Sources, Logic Probes. Built in Logic Analyzer can be set up to generate Edge or Level Sensitive Breakpoints, or when Signals are Equal To, Greater Than, or Less Than a Certain Value or any AND/OR Combination. Sequential Breakpoints help Track Down and Debug Circuit Race Conditions Glitches, Setup and Hold Violation and other Circuit Design Errors. Simulates Tri State, Open Collector & Don't Care Logic, RAM/ROM, One Shot, Carry Look Ahead, Shift reg, Pull Up/Down Resistors.

**WinSpice Simulator & WinScope Data Analyzer Modules**

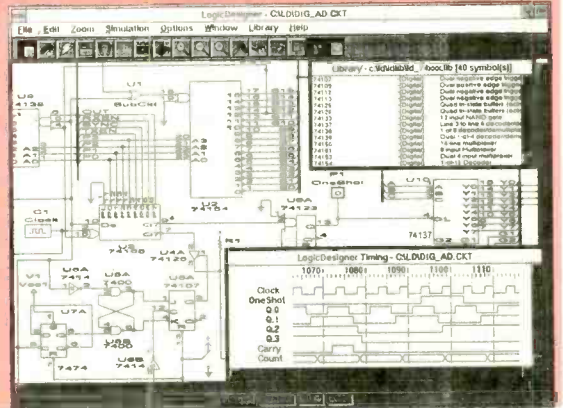
**SPICE LIBRARY:** MOSFET, GaSFET, BJT, FET, Diode, OpAmps, Comparators, 555 Timer, Resistor, Cap, Inductor, Transmission Line, Controlled, Independent, Dependent, Arbitrary Source, Pulse, Sin, Piece Wise Linear, and FM Sources, Current and Voltage Controlled Switches. All models Expandable And User Modifiable. Imports MACRO MODELS of Your Favorite Manufacturer Supplied Parts.

**ANALYSIS TYPES:** AC, DC, TRANSIENT, POLE-ZERO, NOISE, SENSITIVITY, FOURIER, TRANSFER FUNCTION, AND OPERATING POINT ANALYSIS.

**DATA ANALYZER:** Graphs Simulation Results using Multiple Plot Windows and Waveforms. Plots Linear, Logarithmic, Polar, Smith Chart, BODE Type Plots + More ZOOM in and out of Plot Waveforms. Plots Complex Math Expressions Using Plot Variables As Arguments, Calculates Derivatives, Log, Trig functions, Define Macros of Complex Math Formulas.

Price \$69.99 reg \$179.99 S&H \$3.00 VISA/MC

**ISLAND LOGIX INC.**  
920 South West 95 Terrace  
Pembroke Pines, Florida 33025 U.S.A.  
PH (305) 435-7665 FAX (305) 435-7891




CIRCLE 145 ON FREE INFORMATION CARD

**From Not-Working to Networking!**

**Troubleshooting Local-Area Networks!**

**Now, complete for the first time in one detailed booklet!**

Gain a fuller knowledge of network fundamentals and how they developed from the early days of main frames, from XNS to Ethernet technology, the OSI stack for interconnecting different computers, basic and specialized test instruments, etc. Several tough LAN case histories bring from theory to the practical side of troubleshooting.



**ONLY \$5.00**

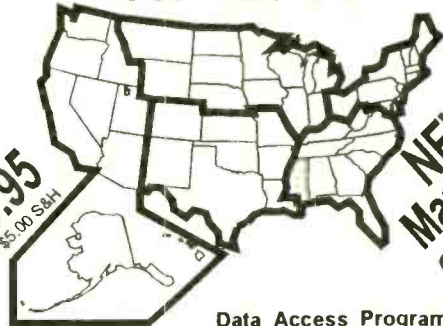
CLAGGK Inc., Reprint Bookstore  
P.O. Box 4099, Farmingdale, NY 11735

Please rush my copy of "From Not-Working to Networking." I enclosed payment of \$5.00 which includes shipping charges.

Name \_\_\_\_\_  
Address \_\_\_\_\_  
City \_\_\_\_\_ State \_\_\_\_\_ ZIP \_\_\_\_\_

Sorry, no orders excepted outside of United States and Canada. All Payments must be in U.S. funds. Send check or money order payable to CLAGGK Inc.—do not send cash or stamps. New York State residents add applicable sales tax.

**REGIONAL FREQUENCY DATABASE SYSTEMS ON CDROM**



**\$99.95**  
Plus \$5.00 S&H

Data Access Program Included

- \* New Data
- \* More Fields : Now 61
- \* Many New Program Enhancements
- \* New Format : Regional / Multi State
- \* Improved Performance / Faster Radius Search
- \* Easy Installation
- \* Easy To Use

Call for more information and pricing on our complete product line. Custom Databases and Services are also available ...

All frequencies within the FCC Master Frequency Database for the entire US on CDROM -12 Fields \$79.95 + \$5.00 S&H

PerCon is the official contractor to the FCC for the Master Frequency Database on CDROM

**PerCon Corporation**  
4906 Maple Springs / Ellery Road  
Bemus Point, NY 14712  
(716) 386-6015 (716) 386-6013 FAX

November 1994, Popular Electronics

# Double Your Income! Own your own computer repair business or add computer repair to your existing business.

TechServ can put you into your own computer repair business quickly, economically and efficiently. Research indicates that during a recession, computer repair businesses will grow at twice the rate of hardware sales. TechServ's complete support program gives you the opportunity to be a part of this fast growing industry.

• **Proven Marketing Plan**

• **Recognition**

Nationally recognized trademarks and logos give you immediate recognition as a professional computer repair specialist in your area.

• **Training**

- Level 1 286/386/486/586  
Troubleshooting, upgrades, advanced diagnostics
- Level 2 Networking/Novel/Unix/Multi-user/  
Multi-tasking configuration/Installation/  
Maintenance. Prepare for C.N.E.  
(Certified Network Engineer) test

• **Parts and Board Repair**

Single source for OEM/generic parts and board repair. Order 7 days a week/24 hours a day. \$45 million in parts in stock, ready to ship any where, overnight if required.

• **Documentation**

We provide manuals, documentation and advanced diagnostic software.

• **New Hardware**

We provide new hardware for IBM, Compaq, Apple and compatibles at huge discounts. Custom build your own systems.

**Over 300 dealers worldwide**

Find out why the Wall Street Journal and Fortune Magazine call computer repair the business opportunity of the 1990s.

**Call TechServ at (212) 967-1865**

or fill out coupon below and mail to:

**techserv** AUTHORIZED DEALER  
SM

*America's largest chain of independent,  
licensed computer repair centers*

253 West 28th Street, New York, NY 10001

NAME \_\_\_\_\_  
ADDRESS \_\_\_\_\_  
CITY \_\_\_\_\_ STATE \_\_\_\_\_ ZIP \_\_\_\_\_  
TELEPHONE \_\_\_\_\_ [PE 2/93]

CIRCLE 130 ON FREE INFORMATION CARD



**Are you overpaying . . .**  
**. . . your cable company?**

**You are if . . .**

**. . . you are leasing their equipment.**

- Forest Electronic, Inc. offers a complete line of New Cable Equipment that is fully Compatible with your cable system.
- All systems come with: Remote Control, & Parental Guidance Feature. Volume Control is also available.
- All Equipment is fully guaranteed & comes with a 30 day money back option.

For More Information Call Us At:

**800-332-1996**

FAX: 708-860-9048



## CABLE TV Converters & Descramblers

*Compatible with*

**Jerrold, Scientific Atlanta,  
Pioneer, Oak, & Hamlin  
Equipment**

**BRAND NEW!**

**90-DAY GUARANTEE**

**LOWEST PRICES**

*Volume Control & Parental Lockout Available*

**Greenleaf Electronics**

**1-800-742-2567**

**NO ILLINOIS SALES**

It is not the intent of Greenleaf Electronics to defraud any pay television operator and we will not assist any company or individual in doing the same.



# AFFORDABLE DATA ACQUISITION


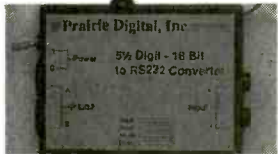


**MODEL 30 ..... \$79.00**

**MODEL 45 ..... \$189**

- PLUGS INTO PC BUSS
- 24 LINES DIGITAL I/O
- 8 CHANNEL-8 BIT A/D IN
- 12 BIT COUNTER
- UP TO 14K SMP/SEC

- RS-232 INTERFACE
- 8 DIGITAL I/O
- 8 ANALOG INPUTS
- 2 ANALOG-OUTPUTS
- 2 COUNTERS-24 BIT



**MODEL 70 ..... \$239**

**MODEL 150-02 .. \$179**

- RS-232 INTERFACE
- 18 BIT A/D
- 5.5 DIGIT
- UP TO 60 SMP/SEC

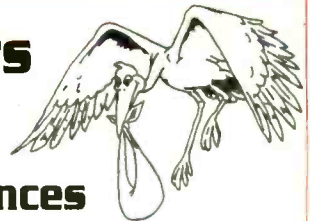
- RS-232 INTERFACE
- TRMS, 20 AMPS
- 12 BIT A/D
- OPTO-ISOLATED
- CHANGE RANGES, AC/DC, VIA RS-232

## Prairie Digital, Inc.

846 17th Street • Industrial Park • Prairie du Sac, WI 53578  
(608) 643-8599 • FAX: (608) 643-6754

CIRCLE 47 ON FREE INFORMATION CARD

# BitBangers



## Proudly Announces The Arrival Of Laser PCBs

Introducing Laser Printed Circuit Boards - A revolutionary new method of making in-house prototype PCBs quickly and easily. Our process is simple and requires no special equipment. A computer designed PCB can be printed onto our treated copper by using a standard laser printer. The copper is then adhered to the provided FR4 board and etched. This technique allows you to go from design to prototype in less than 30 minutes. Allow us to show you how you can produce your proto PCBs in-house and save time and money.

Ask about our new customer discount!

**CALL TODAY:  
1-800-251-7776**

**FAX: 1-407-743-3161**

Serving the public since 1981



## XANDI ELECTRONICS

201 E Southern # 205, Tempe AZ 85282 - 5140

**SATISFACTION  
GUARANTEED!**

**BUY WITH CONFIDENCE FROM XANDI**

- 30-DAY REFUND POLICY
- TECH SUPPORT NUMBER  
(602-894-0992)

- Smallest FM transmitter anywhere!
- Tunes 88-108 MHz.
- Powerful 2 stage audio amplifier.
- Sensitive, picks up sounds at the level of a whisper.
- Up to 1 mile range



**SUPER-MINIATURE FM TRANSMITTER**  
World's smallest FM transmitter. Use with any FM broadcast receiver. Easy to assemble, all chip (SMT) parts are pre-assembled to the circuit board.

**XST500 (E-Z) Kit ..... \$44.95**

- Smallest Phone transmitter anywhere!
- Tunes 88-108 MHz.
- No batteries required, powered by phone line.
- Up to 1/4 mile range.
- Attach to phone line anywhere in house, even inside phone.



**SUPER-MINIATURE PHONE TRANSMITTER**  
World's smallest FM phone transmitter. Use with any FM broadcast receiver. Easy to assemble, all chip components are pre-assembled to the circuit board.

**XSP250 (E-Z) Kit ..... \$34.95**

- Uses sensitive microwave transistor amplifier.
- Covers 1 to 2,000 MHz.
- Compact hand held unit.
- Includes miniature loud speaker for audio indication of detected signals.



**SUPER SENSITIVE BUG DETECTOR**  
When the XBD200 intercepts a signal in the 1 to 2,000 MHz range, it emits a growl that increases to a high pitched squeal as the signal strength increases

**XBD200 (C) Kit ..... \$49.95**

- Transmit high quality stereo to any FM stereo receiver.
- Built-in output level monitor for quick and easy tuning.
- Ideal for use with personal CD player.



**FM STEREO TRANSMITTER**  
Transmit full-bodied Hi Fi stereo to any FM stereo receiver. Separate left and right inputs and gain controls. Includes an output booster stage for greater range.

**XFS-CASE KIT ..... \$13.95**  
**XFS108 (C) KIT ..... \$41.95**

- Dial your phone from anywhere and listen to the sounds inside your home.
- Two digit Touch Tone code for secure operation.



**TELEPHONE SNOOP**  
The latest in home or office security. Call home from anywhere, enter a two digit security code, and hear the sounds in your home. Automatically turns on without ringing the phone, verifies code, then activates for one and a half minutes.

**XPS-CASE KIT ..... \$13.95**  
**XPS1000 (C) KIT ..... \$49.95**

- Transmits a continuous beeping tone.
- Adjustable from 88 to 108 MHz.
- Up to 1 mile range.
- Works with any FM broadcast receiver.



**TRACKING TRANSMITTER**  
Only 0.7 by 2.4 inches, the XTR100 operates at voltages of 3 to 10 Volts and is ideal for use in locating lost model rockets, bicycles, automobiles, games of hide and seek, and contests

**XTR100 (C) Kit ..... \$33.95**

- Works with any FM broadcast receiver.
- Turns off when phone is not in use to extend battery life.
- Adjustable from 88 to 108 MHz.
- Up to 1 mile range.



**LONG RANGE PHONE TRANSMITTER**  
Similar to our very popular XSP250, the XTT100 is battery powered for greater range. It plugs into any phone jack and transmits both sides of conversations on that line.

**XTT100 (C) Kit ..... \$32.95**

- Use with any FM broadcast receiver.
- Hear every sound in an entire house!
- Up to 1 mile range
- Powerful 2 stage audio amplifier



**MINIATURE FM TRANSMITTER**  
The XFM100 has a super sensitive microphone and is capable of picking up sounds at the level of a whisper and transmitting them to any FM broadcast receiver.

**XFM100 (C) Kit ..... \$32.95**

- Digital voice changing: male to female, female to male, adult to child, child to adult.
- Anonymity on any call.
- Button for normal operation
- 16 levels of voice masking.



**VOICE CHANGING TELEPHONE**  
STOP THOSE ANNOYING TELEPHONE CALLS! Sound older and tougher when you want to. Not a kit. Fully assembled. Single phone operation only.

**TRANSITION 2000 ..... \$89.95**

- Digital voice changing: male to female, female to male, adult to child, child to adult.
- Use with any modular phone.
- 16 levels of voice masking.
- Connects between handset and phone.



**VOICE CHANGING ACCESSORY**  
STOP THOSE ANNOYING TELEPHONE CALLS! Sound older and tougher when you want to. Not a kit. Fully assembled. Use with single or multi-line phones.

**TRANSITION 2001 ..... \$59.95**

- Uninterrupted coverage of 800 to 950 MHz.
- Works with any scanner that can receive 400 to 550 MHz



**800-950 MHz SCANNER CONVERTER KIT**  
If your scanner can receive 400-550 MHz, just add the XLC900 for uninterrupted 800-950 MHz coverage. It converts all 800-950 MHz signals down to 400-550 MHz so your scanner can receive them! Add our custom case kit for that "Professional" look.

**XLC-CASE KIT ..... \$13.95**  
**XLC900 (C) KIT ..... \$49.95**

- Works with most any scanner.
- 10 TO 1000 MHz.
- 10 dB typical gain.
- 3 dB typical noise figure



**10-1000 MHz AMPLIFIER**  
Designed to help scanners with poor sensitivity pull in those weak signals. Includes OFF/BYPASS switch for returning to normal operation and front panel gain control. Add our custom case kit for that "Professional" look.

**XLA-CASE KIT ..... \$13.95**  
**XLA1000 (C) KIT ..... \$24.95**

Master Card VISA WE ACCEPT VISA, MC, MO, COD  
SHIPPING & HANDLING EXTRA

**TOLL FREE ORDER LINE**  
**1-800-336-7389**  
ASK FOR FREE CATALOG OF OUR PRODUCTS

SEND MAIL XANDI ELECTRONICS  
ORDERS TO: BOX 25647  
TEMPE, AZ 85285-5647

CIRCLE 134 ON FREE INFORMATION CARD

www.americanradiohistory.com

# INSTEK Test & Measuring Instruments

## DC POWER SUPPLIES

### PR-Middle Series (Analog/Digital)

ISO 9002  
CERTIFICATION  
#934163



- Continuous or Dynamic load for internal selectable
- Low ripple and noise
- 0.01% high regulation
- Overload and Reverse polarity protection
- Constant voltage and constant current modes
- 3½ Digits 0.5" LED display (Digital type only)

MODEL #PR6030D (Digital)  
Regular \$500.00  
Sale \$399.95

MODEL #PR6030 (Analog)  
Regular \$379.00  
Sale \$299.95

	Model	Output Volts (V)	Output Amps (A)	Weight (kg)
Analog	PR-6030	0~60	0~3	11.5
Digital	PR-6030D	0~60	0~3	11.5

# PRINT™

Products International



TOLL FREE  
800-638-2020

Test Instruments, Equipment and Tools, Training and Supplies for Electronic Maintenance and Repair  
8931 Brookville Road \* Silver Spring, Maryland, 20910 \* 800-638-2020 \* Fax 800-545-0058

NEW 84 PAGE CATALOG!!!  
Call Today For Your FREE Copy  
Of The 1994 Print Test  
Equipment Catalog!

CIRCLE 46 ON FREE INFORMATION CARD

## SMALL MIRACLES



### NEW MICRO TX2000 KIT

**\$59.95**

- SMALLEST 120 MW FM VOICE/PHONE TRANSMITTER
- 88-110mhz ON ANY BROADCAST RECEIVER
- ROCK SOLID TUNING, DOESN'T DRIFT
- 5 MIN. ASSEM. HEAR A WHISPER UP TO 2 MILES
- SMT PARTS PREASSEMBLED
- INCLUDES TXMTR, MIC, ANTENNA, BATTERY CLIP, TUNING TOOL, AND INSTRUCTIONS



### VOICE SCRAMBLER/DESCRAMBLER KIT

**\$69.95**  
2 FOR  
**\$129.95**

- WORLD'S SMALLEST AUDIO SCRAM/DESCRAM.
- TALK IN PRIVACY ON AUDIO, SPKR. OR MIC LINE
- HEAR THOSE GARBLED SCANNER VOICES
- SMALL SIZE 1"x7/8"x1/4"
- CRYSTAL CONTROLLED DIGITAL SPEECH INVERSION
- 7-15 VOLT DC SUPPLY
- LOUD HALF WATT AUDIO AMPLIFIER
- EXCELLENT AUDIO QUALITY
- INCLUDES FULL DOCUMENTATION
- DUPLEX SCRAMBLE & DESCRAMBLE AT THE SAME TIME



### MICRO 1.2 VOICE RECORDER

**\$69.95**

- SMALL SIZE 1-1/4"x15/16"x1/4"
- HUNDREDS OF APPLICATIONS
- EXCELLENT AUDIO QUALITY
- 60 SECONDS REPLAY
- 8 OHM SPEAKER OUTPUT
- 7-15 VOLT DC SUPPLY
- 100 YEAR MEMORY WITHOUT POWER
- INCLUDES MIC, SWITCHES AND FULL DOCUMENTATION



### MICRO 2B VOICE RECORDER

**\$109.95**

- MICRO 2B FEATURES**
- SAME AS 1.2 PLUS:
- MULTI MESSAGES (UP TO 600 MEM.)
- EXCELLENT AUDIO QUALITY
- SMALL SIZE 1-5/16"x1-5/8"x1/8"
- VARIABLE AUTO PLAY TIMER
- 5 VOLT KEY OUT DURING PLAYBACK

ORDER BY PHONE OR MAIL  
IN U.S.A. ADD \$5 FOR S&H  
C.O.D. CHARGES APPLY  
NYS RESIDENTS ADD 7% SALES TAX  
TECH. SUPPORT: 518-381-1057  
TECH. FAX: 518-381-1058

**AGRELO ENGINEERING**  
1145 CATALYN STREET  
SCHENECTADY, NY 12303

TO ORDER: CALL 1-(800)-588 4300



## FOTRONIC

### QUALITY ELECTRONIC TEST EQUIPMENT

Sales • Service

- Specialists in - Fluke, Hewlett Packard, Tektronix

- NIST Traceable/Mil Spec 45662A Calibration Available



### TECHNICAL SUPPORT

#### Oscilloscope Specials

Tek 465	100 MHZ	\$489.00
Tek 465B	100 MHZ	\$589.00
Tek 475	200 MHZ	\$649.00
Tek 475A	250 MHZ	\$749.00

ALL EQUIPMENT SOLD WITH WARRANTY

For more GREAT VALUES Call, Write, or FAX  
P.O. Box 708, Medford, MA 02155

(617) 391-6858 FAX (617) 391-6903



## Electronics made Easy with UCANDO



### Complete Course in Basic Electronics

Includes 6 one hour videos and 6 workbooks.

Everything you need to learn basic electronics. You will learn about Direct Current, Alternating Current, Semiconductor devices, Power supplies, Amplifiers, and Oscillators. These videos are **100% computer animated**, they make learning electronics easy and fun. Don't waste any more of your valuable time reading and re-reading the same material to try and understand these simple concepts when you can **"see it happen."** These videos will ... teach you more in less time ... allow you to learn at your own pace ... help you remember more of what you learn ... give you years of quality use ... become a valuable source of reference material ... make your understanding of electronics more complete ... and help you build your future today. **Your future is too important to gamble with**, so order your course in Basic Electronics Today.

**Call Now ...** ask about our other popular UCANDO videos in Digital, AM Radio, FM Radio, and Fiber Optics. These videos are currently being used by Tech-Schools, CET's, Military branches, Ham Operators, Industries, and are sold in six foreign countries. After you have seen your first UCANDO video you will understand why UCANDO is .....

**"Changing The Way The World Learns Electronics".**

Part 1 DC .....	\$44.95
Part 2 AC .....	\$44.95
Part 3 Semiconductors .....	\$44.95
Part 4 Power Supplies .....	\$44.95
Part 5 Amplifiers .....	\$44.95
Part 6 Oscillators .....	\$44.95

**SAVE ... buy all six for only \$240**

**Call toll free 1-800-678-6113**

CIRCLE 136 ON FREE INFORMATION CARD

## GENUINE ELECTRONICS, INC

### CABLE TV AND ELECTRONIC EQUIPMENT

Genuine Electronics, Inc can help you with virtually any electronic need:

- \* Cable TV Descramblers/Converters
- \* Bullet Protectors
- \* Immunizers
- \* Voice-Mail Systems
- \* Digital On-Hold Announcers
- \* Laser Pens

**90-Day Guarantee & Lowest Prices!**

Call  
GENUINE ELECTRONICS, INC  
**1-800-833-2915**

### DC/CAD introducing...

## THE TERMINATOR

Super High Density Router  
(Complete with Schematic & PCB EDITOR)

Features the following powerful algorithm & capability:

- Rip - up and Retry
- Pre-routing of SMT components
- Real-Time via minimization
- Real-Time clean up passes
- User defined strategies
- Window 3.0 capability as DOS Task
- 1-mil Autoplacer and Autopanning
- Two-way Gerber and DXF
- Automatic Ground Plane w/ Cross-Hatching
- Complete w/ Schematic & Dolly Libraries
- Optional simulation capability & protected mode for 386 users

\* PCB LAYOUT SERVICE AT LOW COST \*

LEASE PROGRAM & SITE LICENSE AVAILABLE



Design  
Computation

1771 State Highway 34  
Farmingdale, NJ 07727  
(908) 681 - 7700 • (908) 681 - 8733 (FAX)

\* DC/CAD ... The focal point of future CAD market \*

Call for  
**DC/CAD - \$95**  
(available for students only)  
normal price range  
\$295 - \$2500

# CABLE TV DESCRAMBLER KITS

"New & Improved Version"

## Universal Descrambler

Includes all the parts and an etched & Drilled PC Board. Not included is AC adaptor or enclosure.....\$69.00

## Tri-Mode Descrambler

Includes all the parts and an etched & drilled PC board & AC adaptor. Not included is the enclosure.....\$49.00

## SB-3 Descrambler

Includes all the parts & an etched & drilled PC board & AC adaptor. Not included is the enclosure.....\$39.00

# Call Toll Free 1-800-886-8699

## Visa, MasterCard & COD.

M & G Electronics, Inc. 2 Aborn Street, Providence, RI. 02903

*It is not the intent of M & G Electronics, Inc. to assist any individual to defraud any pay TV operator or to violate any state or federal laws regarding the use of the descrambler kits. You must understand the kits being purchased for educational and or experimental use only.*

**CABLE TV CHANNELS**  
EQUIPMENT **GUARANTEED**  
*Direct!*

The nationwide source for cable TV equipment. **FREE 30 DAY TRIAL**

"BUY WHERE THE DEALERS BUY."

**FREE** TV Cable Descramblers and Converters Catalog. Open Every Day!

**MEGA ELECTRONICS**  
VISA • MC C.O.D. **1-800-676-6342** SAVE 1000's

21 S. Main St., Winter Garden, FL 34787

**YOUR VCR TAPES**  
CAN PLAY AS  
**CLEAR AS DAY!**

Why put up with Inconsistent Color, Flashes, Streaking and Interference!

**UNJAM NOW WITH INTELESTAR**

• Easy Connections  
• Eliminates "jamming"  
• Copy any tape  
• RC Plugs Included

**\$59.95**

**STAR ELECTRONICS**  
**1-800-282-4336**

• 30 Day Money Back Guarantee  
• 2 year warranty

**ALPHA CABLE MAGIC BOX**

**Don't waste your money on outdated technology**

The Alpha Cable Box offers you leading edge technology to connect to the world's best cable TV programming. Now you can own the multi-video box of the future.

Free Catalog. "Buy where the dealers buy"

**Star Electronics 1-800-282-4336**

MAY THE SOURCE BE WITH YOU



Don't let the dark forces of ignorance defeat you. Right in this galaxy, you can tap into the source -- the free CONSUMER INFORMATION CATALOG. It lists more than 200 free and low-cost government publications on a variety of important topics. So dispel the darkness and send for the source. Just send your name and address to:

**Consumer Information Center  
Department Source  
Pueblo, Colorado 81009**



One tree can make 3,000,000 matches.



One match can burn 3,000,000 trees.



A Public Service of This Magazine & The Advertising Council



## CABLE CONVERTER SPECIALS

	1	5	10+
<b>Sigma 550</b> NEW — 86 channel O & I compatible Last channel recall — lightning protection 1 year warranty	<b>99.95</b>	<b>75.00</b>	<b>70.00</b>
<b>Timeless 550 P/C</b> Same as above, different manufacturer with parental lockout. HRC switchable 1 year warranty	<b>99.95</b>	<b>75.00</b>	<b>70.00</b>
<b>Northcoast Excell</b> American manufactured!! 70 channel Fine tuning — Standard HRC tuning through remote, sleep timer. Green LED w/dimmer Parental lockout. Deluxe! A/B twinline available. . .	<b>109.95</b>	<b>85.00</b>	<b>75.00</b>



### United Electronic Supply

P.O. Box 1206-RE  
Elgin, IL 60121

**708-697-0600**

No Illinois Sales

### NEW ITEM

Zenith Universal Remotes  
Fully Programmable  
New Program / Learn Type  
Combines both functions  
for  
VCR / Cable / TV / Stereo  
All in remote.

As low as **\$19.95**

Hours: Mon - Fri: 8:30 — 5:00 pm CST

24 Hour Answering Machine for orders



**PCB Artwork  
Made Easy!**

**PRINTED CIRCUIT DESIGN SOFTWARE**  
for

**Layout - Autorouting - Schematic**

- \* Supports all Video Modes including SVGA
- \* Copper Flooding for Ground Areas
- \* Mirror Imaging for Laser Output
- \* Circuit Simulation Programs available
- \* **NEW -WINDOWS™** versions
- \* **NEW - DOS** versions
- \* **FREE** - Heat Transfer Film with Order
- \* Great for All Printed Circuit Projects

Download Demos from BBS (205)933-2954

**PCBoards Layout Only ... \$99.00**

**Layout for Windows™ starts at ... \$149.00**

Call or Write for Full Product Line, Prices & Demo Packages

**PCBoards**

2110 14th Ave. South  
Birmingham, AL 35205

**(800) 473-7227**

Fax (205) 933-2954  
Phone (205) 933-1122

*Tap into a World of...*


## FREE ELECTRICITY

*Our 150+ page Self-Reliance Catalog  
IS JUST LOADED WITH DC to AC  
ENERGY INDEPENDENCE ...*

We offer:

Solar, Wind & Hydroelectric  
energy systems. True Sine  
Wave DC to AC Inverters.  
Electric Boat & Car kits.

Portable power packs.  
Solar Lighting & Cooling  
systems. Solar Pool Heaters.  
Solar Battery chargers. Solar  
Books & Toys. DC Appliances  
Active & Passive Solar Air &  
Water Heating Systems.  
Composting Toilets. Hydroponic,  
Fish-Farming, Solarium & Green-  
house Systems. Water Testing,  
Treatment, & Pumping Systems.  
Emergency Food & H<sub>2</sub>O Kits. High  
Efficiency AC/DC Refrigeration + More...



A LOT OF INFORMATION FOR ONLY \$5.75 ...

SEND CHECK or MO TO:

**Self-Reliance Company Inc.**  
**P.O. Box 306, Florissant, MO 63032**

# USE PE MARKET CENTER CLASSIFIEDS

## READ BY 87,877 BUYERS OF ELECTRONIC EQUIPMENT ACCESSORIES AND PARTS

### INSTRUCTION FOR PLACING YOUR AD!

#### HOW TO WRITE YOUR AD

**TYPE or PRINT** your classified ad copy **CLEARLY** (not in all capitals) using the form below. If you wish to place more than one ad, use a separate sheet for the additional ads (a photocopy of this form works well). Choose a category from the list below and write that category number into the space at the top of the order form. If you do not specify a category, we will place your ad under Miscellaneous or whatever section we deem most appropriate.

We cannot bill for classified ads. Payment in full must accompany your order. We do permit repeat ad or multiple ads in the same issue, but in all cases, full payment must accompany your order.

#### WHAT WE DO

The first two words of each ad are set in bold caps at no extra charge. No special positioning, centering, dots, extra space, etc. can be accommodated.

#### RATES

Our classified ad rate is \$1.00 per word. Minimum charge is \$15.00

**AD RATES: \$1.00 per word, Minimum \$15.00.**

Send your ads with payment to:

**Popular Electronics Market Center, 500-B Bi-County Blvd. Farmingdale, NY 11735**

### CATEGORIES

- |                              |                                 |  |                           |
|------------------------------|---------------------------------|--|---------------------------|
| 100 — Antique Electronics    | 270 — Computer Equipment Wanted | 450 — Ham Gear Wanted                    | 630 — Repairs-Services    |
| 130 — Audio-Video-Lasers     | 300 — Computer Hardware         | 480 — Miscellaneous Electronics For Sale | 660 — Satellite Equipment |
| 160 — Business Opportunities | 330 — Computer Software         | 510 — Miscellaneous Electronics Wanted   | 690 — Security            |
| 190 — Cable TV               | 360 — Education                 | 540 — Music & Accessories                | 710 — Telephone           |
| 210 — CB-Scanners            | 390 — FAX                       | 570 — Plans-Kits-Schematics              | 720 — Test Equipment      |
| 240 — Components             | 420 — Ham Gear For Sale         | 600 — Publications                       |                           |

### CLASSIFIED AD COPY ORDER FORM

Ad No. 1—Place this ad in Category # \_\_\_\_\_

1 - \$15.00	2 - \$15.00	3 - \$15.00	4 - \$15.00
5 - \$15.00	6 - \$15.00	7 - \$15.00	8 - \$15.00
9 - \$15.00	10 - \$15.00	11 - \$15.00	12 - \$15.00
13 - \$15.00	14 - \$15.00	15 - \$15.00	16 - \$16.00
17 - \$17.00	18 - \$18.00	19 - \$19.00	20 - \$20.00
21 - \$21.00	22 - \$22.00	23 - \$23.00	24 - \$24.00
25 - \$25.00	26 - \$26.00	27 - \$27.00	28 - \$28.00

29 - \$29.00	30 - \$30.00	31 - \$31.00	32 - \$32.00
33 - \$33.00	34 - \$34.00	35 - \$35.00	36 - \$36.00
37 - \$37.00	38 - \$38.00	39 - \$39.00	40 - \$40.00

Ad No 1—Total words \_\_\_\_\_ × \$1.00 per word = \$ \_\_\_\_\_  
 All Caps words \_\_\_\_\_ × .20 per word = \$ \_\_\_\_\_  
 Bold words \_\_\_\_\_ × .20 per word = \$ \_\_\_\_\_  
 Bold Cap words \_\_\_\_\_ × .40 per word = \$ \_\_\_\_\_

**TOTAL COST OF AD No. 1 \$ \_\_\_\_\_**

Card # \_\_\_\_\_

Expiration Date \_\_\_\_ / \_\_\_\_


Signature \_\_\_\_\_

Name \_\_\_\_\_ Phone \_\_\_\_\_

Address \_\_\_\_\_ City State Zip \_\_\_\_\_



# RAINBOW KITS



## DC VOLTAGE MONITOR

If battery status is important, you need this kit. Build this kit to monitor 12v in 1v 1/2v, or 1/4v steps. Monitor 8v or 5v in 1/4v steps. Great for boats, motor homes, model planes or race car n-cads. All parts and instructions are included. SIZE: 1/2"x 2.7".

VM-1 **\$7.95**

## The Exciting New TELEPHONE MONITOR



*Monitors your phone system, See how accurate your phone company really is!*

### 1. RECORDS OUTGOING CALLS :

- Date & time of each call.
- Length of the call.
- What number was dialed.
- If you use a credit card it records the card number.

### 2. RECORDS INCOMING CALLS :

- Date & time of call.
- How many times phone rings.
- If answered the length of call.

### 3. RECORDS ANY DTMF TONE :

- Detects any tone on line sent by phone company or any other source.

*Records to Screen or Floppy Disk*


### EASY TO INSTALL

- Connects to parallel port
- Phone line in.
- Phone line out to telephone.

**All software included!**

TM-1 **\$99<sup>95</sup>** KIT


**BUILT \$169<sup>95</sup>**



**THE ZAPPER** activates any radar detector within 3/4 of a mile. Check the brake lights of that sports car that just went by 90 miles an hour. Back off that 18 wheeler trying to eat your back bumper. Put the fun back in driving. THE ZAPPER is a 10GHz amateur transmitter the size of a cigarette pack, operates on a 9v battery, when the button is pushed, brake lights and radar detector light the skies. Complete with the rules of the new ROAD WARRIOR GAME...TROLLING FOR TAIL LIGHTS, Americas fastest growing highway participatory sport.


Built **\$49<sup>95</sup>**  
Kit **\$39<sup>95</sup>**

## FM STEREO TRANSMITTER



Own your own FM radio station. Any stereo signal you plug into the FMST-100 will be transmitted to any FM radio tuneable from 76 to 108MHz FM. Transmit a wireless link through an auditorium, from your car to your camper, listen to your cd's while mowing the lawn, Play music on one channel sing on the other. Clarity is excellent, approx. 40dB stereo separation. Length of antenna determines the distance of transmission. Complete with stereo input level controls, & crystal for stereo separation. 9v battery operation

FMST-100 **\$29.95**  
FMST Cabinet **\$8.95**



## SUPER SNOOPER BIG EAR

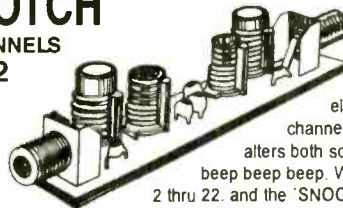
Listen through walls, hear conversations across the room. Add a parabolic reflector and hear blocks away.

The BIG EAR can be hidden about anywhere. Makes an ultra sensitive intercom. Can be used as a 1.5W AMP. We supply a mini-electret mike in the kit. SIZE: 1"x.75" 6 to 12vDC.

AA-1 **\$10.95**

## TV NOTCH

FOR CHANNELS 2 thru 22 ONLY




## FILTERS

Our TV filters eliminate unwanted TV channels or interference that alters both sound and video with a beep beep beep. Works on cable channels 2 thru 22, and the 'SNOOPER & BULLET.

NOTE: All TV Filter Kits are sold for educational purposes only. You must obtain permission from your local cable company before using these filters on your cable system.


DF-222 Kit **\$14.95**



## VOICE ACTIVATED SWITCH

This VOX circuit can be used to operate a tape recorder, ham radio, or CB radio, turn on an alarm. The VOX-1 kit has 100MA of output, that operates a relay, light, motor, ? What could you do with a sound activated switch? Size: .1.5"x1.3" 7.5 TO 18vDC.

VOX-1 **\$6.95**



## STROBE LIGHT

If you need an attention getter, warning light, or flashing light for model airplanes, then this kit is for you. Use it as an emergency light for your auto, radio tower, even use it on your bicycle. Has a variable flash rate. Size 3.5"x1.8" operates on 6 or 12v DC only.

ST-1 **\$9.95**



## WIRELESS FM MICROPHONE

Small but mighty this little jewel will out perform most units many times

its price. It really stomps out a signal. The WM-1 kit is a buffered wireless mike that operates from 80MHz to 120MHz FM, the frequency of any broadcast FM radio. Includes a mini-electret mike. SIZE: .8"x1" 6 to 12vDC

WM-1 **\$14.95**



## PHONE TRANSMITTER

Small but mighty, it fits anywhere. Phone line powered, never needs batteries. Transmits

both sides of a phone conversation loud and clear, wireless, to any FM radio at great distances. Variable tunes from 70MHz to 130MHz FM. You can also use it as a speaker phone. SIZE .5"x1".

TEL-B1 **\$12.95**



This Manual contains all schematics, parts lists & P.C. board layouts for all of the Rainbow Kits. Use your own parts to construct any of our kits. **KIT BOOK** **\$14.95** \$9.95 with the purchase of any kit.

Please add sufficient postage First lb \$5.00 Canada \$7.00 Additional LB. Add \$1.00 US FUNDS ONLY We will accept telephone orders for Visa or Mastercard



To Order Call **317-291-7262**



## ELECTRONIC RAINBOW INC

6254 LaPas Trail • Indianapolis, IN 46268  
FAX 317-291-7269



# Technicians Professional Tool Case



This hi-tech, case is designed for versatility, to protect and transport costly tools, electronic devices and instruments. Case is available with aluminum finish (281 TC) or black finish (282 TC).

Thousands of cases already sold to satisfied technicians.

• Other cases also available. • Dealer inquiries welcome.

To order call:

**(713) 395-8370 Fax (713) 395-8372**

Terms: Visa • M/C • C.O.D.'s or send check or money order to: **RATTNER NORTH AMERICA, Tool Utility Cases, 5090 Richmond, Ste. 334, Houston, Texas 77056**

- Commercial quality
- Removable, reversible tool pallet
- Case bottom consists of six adjustable compartments
- Foam lined interior
- 2 keyed locking latches
- Adjustable shoulder strap
- Reinforced steel corner braces
- Size 18" x 6 1/4" x 13" (Tools Not Included)

## PE MARKET CENTER CLASSIFIEDS

### MISCELLANEOUS ELECTRONICS FOR SALE

**VIDEO GAME** training videos for NES, Super NES and SEGA Genesis, tools, parts, schematics. Send SASE for free catalog. **Irata Systems**, 2562 East Glade Ave., Mesa, AZ 85204-6208.

**THE CASE** Against Patents. Thoroughly tested and proven alternatives that work in the real world. \$28.50. **SYNERGETICS PRESS**, Box 809-C, Thatcher, AZ 85552. (602) 428-4073. Visa/MC.

**TURBO CHARGE** your amplifier. Guide to increase wattage of existing power amplifiers. Send \$7.50 for complete book. **JAM Electronics**, 7391 St. Hwy 78, Gratiot, WI 53541.

**Quality Microwave TV Antennas**

**WIRELESS CABLE - IFTS - MMDS - Amateur TV**  
 Ultra High Gain 50db(+) • Tuneable 1.9 to 2.7 Ghz.


- 55-Channel Dish System \$199.95
- 36-Channel Dish System \$149.95
- 20-Channel Dish System \$124.95
- Optional Commercial Grid Antenna (not shown) Add \$50.00
- Yagi Antennas, Components, Custom Tuning Available
- Call or write (SASE) for "FREE" Catalog

**PHILLIPS-TECH ELECTRONICS**  
 P.O. Box 8533 • Scottsdale, AZ 85252  
 (602) 947-7700 (\$3.00 Credit all phone orders)  
 LIFETIME WARRANTY MasterCard • Visa • American Express • C.O.D.'s • Quantity Pricing

**Satellite-TV**

**SAVE 40% - 60%**  
 800-334-6455  
 218-739-5231 Int'l  
 218-739-4879 Fax  
**Skyvision Inc.®**  
 1048 FRONTIER DRIVE • FERGUS FALLS, MN 56537

FREE Catalog



If you are not getting this catalog you are missing out on some of the best deals in electronics today! We have thousands of items ranging from unique, hard-to-find parts to standard production components. Call, write, or fax today to start your free subscription to the most unique catalog in the industry, filled with super values on surplus electronic and hobbyist type items. If you have a friend who would like to receive our catalog, send us their name and address and we will gladly forward them a complementary 68 page catalog.

Why pay more? Call today.



340 East First Street Fax Order Line  
 Dayton, Ohio 45404 1-800-344-6324

**Order Toll-Free**  
**1-800-344-4465**

## Stun Guns

**Which Models are Most Powerful?**

*You cannot judge the effectiveness of a stun gun by voltage alone.*

### Stun Guns:

**An Independent Report provides detailed information on thirteen models of stun guns and devices that claim to be stun guns:**

- Relative stimulation effects
- Power
- Peak & aver. voltage/current
- Energy per pulse
- Pulse rate and waveform.
- Relative clothing penetration
- Photo with scale of ea. model

Send check or money order for \$14.50 + S&H (Surface \$2.50 or Air \$3.50) + applicable tax for reports shipped to Colo.. Allow 3 to 4 wks. for surface shipping.

**T'Prina Technology**  
 Dept. H, Gateway Station  
 Aurora, CO 80044-1126

**Cable Aids** **Test Information**

Orders only 1-800-452-7090 (310)902-0841

*Test chips for JERROLD, TOCOM, ZENITH, S.A. & more. Puts cable boxes in full service mode. Easy installation. Zenith only \$39.95. Most others under \$50ea. FAX: (310)902-0851. Quantity prices available.*

*No Ch. miles Not for use in cable co. owned equip. For use as a test aid only.*

### EDUCATION

**NEW! ADAPT-11** microcontroller module plugs vertically right into your solderless breadboard! No wire-wrapping or soldering required! Just breadboard your interface circuits and test-drive your 68HC11 designs instantly! Included software and serial cable make it a breeze to program with any PC! Re-useable thousands of times! Ideal for schools, students, hobbyists and experimenters! Also programs 68HC711 chips! Only \$74.95! Quantity discounts available. **TECHNOLOGICAL ARTS**, Suite 102-418, 309 Aragona Boulevard, Virginia Beach, VA 23462.

**FOR BEGINNERS**, learn Elec. Tech. and/or Computer Repair. You can order either Elec. Tech./Computer Repair 101 or Computer Repair 101. They come in a 4 tape set, each VHS tape is 2HRS. long. Taught at Occupational Center they cover some of the basics you need to know to start a career. To order send a check or money order of \$49.95 (per set) to Mike Kolberg Productions, Box 791, Sun Valley, CA 91352.



# Don't Despair...REPAIR!

Here's how to troubleshoot and repair your electronics successfully!

## You Can Be Your Own Repair Expert!

For VCRs, camcorders, audio equipment, TV equipment, computer hardware, office equipment, home appliances, automobile electronics, and outdoor equipment.

- Pinpoint and analyze problems quickly.
- Successfully complete repairs with hands-on troubleshooting instructions.
- Become skilled understanding flowcharts and schematic diagrams.
- Confidently use test equipment such as oscilloscopes, frequency counters, and video analyzers.
- Keep your equipment in top condition with effective preventive maintenance techniques.

## Continue to Broaden Your Repair Expertise!

You'll receive quarterly supplements, up to 160 pages, with new step-by-step repair and maintenance instructions, valuable schematics and new repair techniques. Learn how to repair a growing variety of appliances with hands-on repair projects that will keep you up-to-date with later models and technology. You'll be thrilled with your ability to repair a growing list of electronic equipment! Supplements may be returned or cancelled at any time.

## SAVE \$10

Call our toll-free number, pay by credit card, and mention this ad. We'll deduct \$10!

We'll also waive shipping and handling.

Order today for your 30-day, no-risk review of The Electronics Repair Manual.


For Faster Service Call TOLL-FREE  
**1-800-222-WEKA**  
 Or Fax To: 1-203-622-4187



## One Source For All Your Repair Needs!

Better organized than a magazine, more current than a book.

- 900-page manual
- easy-to-follow, detailed instructions
- trouble analysis flowcharts
- safety precaution checklists
- comprehensive replacement parts list
- directory of manufacturers



### MONEYBACK GUARANTEE

There's no risk in trying the ELECTRONICS REPAIR MANUAL to see if it's right for you. If you are not delighted, simply return the manual after the 30-day trial period and receive a prompt refund.



97 Indian Field Rd.  
 Greenwich, CT 06830

**YES!** Please rush me a copy of the new Electronics Repair Manual for only \$59.95 + \$5.50 shipping and handling. I understand that if I am not satisfied I may return the manual within 30 days for a complete refund. Supplements are sent quarterly for 25¢ per page (never more than \$30) and may be returned or cancelled at any time.

My payment is enclosed  Bill me later

Charge my  Visa  MasterCard

Acct. No. \_\_\_\_\_ Exp. Date \_\_\_\_\_

Signature \_\_\_\_\_

Phone (\_\_\_\_) \_\_\_\_\_

Name \_\_\_\_\_

Address \_\_\_\_\_

City \_\_\_\_\_ State \_\_\_\_\_ Zip \_\_\_\_\_

All payments must be in U.S. funds. Canada add \$10. All other countries add \$15. CT residents add 6% sales tax.

Mail to: WEKA Publishing, 97 Indian Field Rd.,  
 Greenwich, CT 06830

400094

# CABLE TV DESCRAMBLERS

Best Prices in the U.S.A. Guaranteed to Work!

**WE WILL BEAT ANY PRICE!**



JERROLD PANASONIC SCIENTIFIC ATLANTA PIONEER

**The Newest & the Latest**

DMTB-A - all Jerrold Impulse & Starcom series  
SA3-DFA - all Sci. Atlantas incl. 8536/+, 8580, Drop-field  
PN-3A - all Pioneer systems

ALSO FTB3, SA3, TZPC145G

FAST SHIPMENTS FREE CATALOG 30 DAY MONEY BACK GUARANTEE

**1-800-772-6244** M-F: 9-6 EST

U.S. Cable TV, Inc. Dept.: KPE084

4100 N. Powerline Rd, Bldg. F-4 Pompano Beach FL 33073

NO FLORIDA SALES!

## PE MARKET CENTER CLASSIFIEDS

### PLANS-KITS-SCHEMATICS

**BUILD** — FIVE-digit, ohms, capacitance, frequency, pulse, multimeter. Board and instructions \$9.95. Bagnall Electronics, 179 May, Fairfield, CT 06430.

**ALL-IN-ONE** catalog. AM/FM/ham/spy, transmitters, amplifiers, receivers. Voice scramblers/disguisers, audio, TV, Tesla coils, plans, "secret" books, kits, imports, exports and more. Start your own licensed or unlicensed radio station, 60 full pages for \$1.00. **PAN-COM INTERNATIONAL**, PO Box 130-H11, Paradise, CA 95967.

**FM STEREO TRANSMITTER** kit broadcasts any audio signal to FM stereo radios throughout your home. Uses unique BA1404 IC. Complete kit: PC board/components — \$24.00. Visa/MC. **TENTRONIX**, 3605 Broken Arrow, Coeur d'Alene, ID 83814. (208) 664-2312.

**ELECTRIC DOG DOOR**, entrancing LED clock, CD scratch remover, awesome phones, plans, kits and more. Send \$2.00 (refundable) for **cool stuff** catalog. **CAMPBELL ENTERPRISES**, 27955 Terrace PE11, North Olmsted, OH 44070-4962.

**THE ONLY CATALOG NEEDED!** Kits, plans, surveillance, test, radios, more! Part locating. Best prices! Send \$1.50 (refundable) **NEUTRONICS**, 4 Croydon Ct., Englishtown, NJ 07726.

**HOBBYIST CIRCUITS** — Remote room monitor, tone decoder, long distance circuit control and more. Simple experiments for the beginner. **CATALOG \$2.00** — Garrett Plans, Box 155, Jamesburg, NJ 08831.

**SURVEILLANCE TRANSMITTER** kits. 65 to 305 MHz. Quick & Easy. Partially assembled units. Five minutes completion. 110-volt duplex receptacle, room battery types, and telephone. Counter-surveillance. Catalog: \$2.00. **SHEFFIELD ELECTRONICS**, PO Box 377940-B, Chicago, IL 60637-7940.

**FASCINATING DEVICES!** FREE plans with parts special! Super spy microphone \$19.50! Super FM transmitter varactor tuned \$22.50! Vocal truth detector \$39.50! Bug detector 10 GHz bargraph, audible \$47.50! Universal IC tester tests any IC \$24.50! Hypersonic dazer defend yourself \$34.50! Radar cloaker electronic shield \$29.50! Laser jammer \$39.50! PC Boards \$10.00 each. Package of all 8 plans \$25.00! S&H \$5.00, catalog \$4.00 (creditable) or included with order! **QUANTUM RESEARCH**, 17919 - 77th Avenue, Edmonton, Alberta, Canada T5T 2S1.

**WAVEFORM VIEWER** square sine other on monitor TV RF sweep applications filters circuits book \$19.95. Waveform Viewer, PO Box 142042, Gainesville, FL 32614-2042.

**SUPERIOR GUITAR EFFECT + FREE 3D.** Wild-hot sound, also drives headphones, belt clip option, pre-amp ability. Build in one evening using Radio Shack parts! Plans \$12.95 (+s/h). 24 hr sample/info (407) 727-0137. Visa/MC/Disc/AmEx.

**WAVEFORM VIEWER** uses TV monitor view audio sine square signals. RF applications, build RF filters, sweep oscillators and detectors. \$19.95 to Waveform Viewer, PO Box 142042, Gainesville, FL 32614-2040.

### SATELLITE EQUIPMENT

**SAVE \$\$\$ TROUBLESHOOTING** your satellite system yourself! Simplified manual \$14.95: T. Dee, POB 858, Fleischmanns, NY 12430.

**SATELLITE RADIO BOOK AND GUIDE.** New book covers all audio services, SCPC, subcarriers, FM squared, facsimile, press services, weather services. Simple how-to-receive instructions. \$16.95 plus \$3.00 Priority Mail. **UNIVERSAL ELECTRONICS**, 4555 Groves Road, #12, Columbus, OH 43232. (614) 866-4605.

## Home Automation Enthusiasts

**DIRECT WIRE TO FACEPLATE OR SOFT TOUCH BUTTONS!**

**UNIVERSAL REMOTE**

**LEARNING REMOTE**

**REB** Remote Expansion Board

**RIB** Remote Interface Board

**X-10 OR CUSTOM REMOTE**

**MORE!**

Authorized Distributor:  
**JAVANCO INC.**  
501 12th Avenue South  
Nashville, TN 37203  
(800) 528-2626 Sales Only  
(615) 244-4444 Informatico

Call for our catalog filled with your electronic needs! Quantity discounts available. \$49.99  
Remote Interface Board & complete instructions only  
RIB kit (all parts assembled for \$39.99)  
New, Introducing REB: The Remote Expansion Board  
Remote Expansion Board kit & complete instructions starting at \$29.99  
RIB links up to eight REBs on one parallel port.  
\* Kit is an interface. Remote control not included.

CIRCLE 149 ON FREE INFORMATION CARD

## Prototype it..... FAST!

with ProtoQuick 8051 or Z8

- Complete single board computers up to 32K EPROM and 80-KB RAM
- 12 8K or 16K ROM through probe area
- RS232 C serial port or DB25 serial
- On chip 8K EPROM for source code
- Assembled, ready to run - for only \$99.00 (cross assembler included)

**\$99.00** each

Run prototype applications or experimental hardware from the serial port - WITHOUT PROGRAMMING!

Software Science  
2750 Roundbottom Road  
Channahon, Ill. 61424 USA  
(513) 561-2060

## BROADCAST & SURVEILLANCE

**70-120MHz FM Transmitters & RF Amplifiers**  
**RF Power/SWR Meters, Stereo Generator, DC Power Supplies, Audio Limiters, Electronic & RF Components, Plans, Kits, and more!** Send \$2 for complete information, get \$2 discount on first order.

**Progressive Concepts** 1434 N. MILLS AVENUE, B  
(909) 626-4969 CLAREMONT, CA 91711

## CABLE TV EQUIPMENT

We carry a complete line of all major brands including test chips and all accessories

**BELOW WHOLESALE PRICES • QUANTITY DISCOUNTS**  
**30 DAY MONEYBACK GUAR. • 1 YR. WARRANTY**  
**YEARS OF CUSTOMER SATISFACTION**  
**C & C ELECTRONICS**  
**CALL NOW 1-800-995-1749**  
Immed. Delivery from Giant Stock! Sorry No California Sales


## SURVEILLANCE

**& COUNTERSURVEILLANCE Electronic Devices**  
Transmitter Kits \$29.00 • Bug/Phone Tap Detectors  
Covert Video Cameras • Books • Videos • Voice Changers  
Shotgun Mics • Vehicle Tracking • Locksmithing • AND MORE!

7-Hour Telephone Recorder  
Tapes incoming/outgoing phone calls automatically. **\$125.00**

FOR CATALOG SEND \$5.00 TO... **USA 1/M/C**  
**EOE** P.O. Box 337, Buffalo, NY 14226 (716) 691-3476





**Versatile DMM  
w/ Capacitance**

- Large LCD Display
- DCV accuracy 0.5%
- Diode test, continuity check with buzzer sound
- Transistor hFE test
- All ranges overload protected
- Rugged case, drop proof
- Capacitance measurement 1pF-20µF in 5 ranges
- Resistance measurement up to 200M
- Auto power off
- Yellow Case

1 Year Warranty  
Reg. \$54.95  
**Sale \$42.00\***  
◀ Item # Z3910

Model Close Out  
Reg. \$59.95  
**Sale \$24.00\***  
Item # Z3800 ▶

**Full Range DMM**

- 5 DCV ranges ±0.5%
- 5 ACV ranges ±0.8%
- 7 DCA ranges ±0.5%
- 7 ACA ranges ±1%
- 6 OHM ranges ±0.8%
- Diode Tester
- Trans. Tester
- Continuity Buzzer
- Highly Visible Yellow Color
- 1 Year Warranty



**800-470-WIND (9463) Free Shipping**

9 am to 5 pm Pacific Standard Time M-F

or send Check or Money order

\* CA customers please add Sales Tax  
• Prices Subject to Change

• Quick Delivery via  
U.S. 2-Day Priority Mail  
24 Hour Fax Order Line  
408-987-7735

**Windward  
Products**

*We Stand Behind our Products...Satisfaction Guaranteed*

P.O. Box 378, Moffett Field, CA. 94035

**EPROM+  
PROGRAMMING SYSTEM  
USES PARALLEL PORT**

EPROMS (24,28,32 & 40 PIN\*) PLUS 27CXXX  
1702\*, 2708, 1MS2716\*, 32, 32A, 64, 64A, 128, 128A  
256, 512, 513, 011, 010, 101, 1001, 1000, 1024, 210, 020  
2001, 220, 2048, 4001, 040, 240, 4096, 25XX, 68764/66  
FLASH EPROMS 28F256, 28F512, 28F010  
28F020, 29C257, 29C010, 29F010  
EEPROMS & NVRAMS (18,24 & 28 PIN-CXX)  
2210, 2212, 2804, 2816, 2816A, 2817, 2864, 2865, 28256  
28C010, DS1220, DS1225, DS1230  
SERIAL EEPROMS\* (8 & 14 PIN PLUS CXX)  
FR1400, M58657, 2401, 02, 04, 08, 16, 2444, 59C11  
9306, 46, 56, 66, 8572, 82, 92  
BIPOLAR PROMS\* (16 THROUGH 24 PINS)  
74SXXX AND 82SXXX FAMILY  
MICROCONTROLLERS\* 8741, 42, 48, 49, 8751  
C51, 8752, 87C52, 87C5XXX, 87C751, 87C752, 68705  
68HC705, 68HC711E9, PIC16C5X, TMS7742  
\*ADAPTER REQ'D - DIAGRAMS INCLUDED

SOFTWARE READ, VERIFY, PROGRAM, COPY  
DISK FILE LOAD/SAVE, CHECKSUM, FULL  
SCREEN BUFFER EDITOR W/20 COMMANDS  
READS HEX, S-RECORD AND BINARY FILES  
FAST-DEVICES PROGRAM IN UNDER 60 SEC  
RUGGED (8"X7"X3") ENCLOSURE W/HANDLE  
MADE IN USA - 1 YEAR WARRANTY

ANDROMEDA RESEARCH, P.O. BOX 222, MILFORD, OH 45150  
(513) 831-9708 FAX (513) 831-7562



SYSTEM INCLUDES:  
PROGRAMMING UNIT  
PRINTER PORT CABLE  
POWER PACK, MANUAL  
AND SOFTWARE.

**\$289**

ADD \$5.00 SHIPPING  
\$5.00 C.O.D.  
VISA/MASTER CARD

**EARN  
MORE  
MONEY!**

**Be an FCC  
LICENSED  
ELECTRONIC TECHNICIAN!**



**Earn up to  
\$60 an hour  
and more!**

Learn at home in spare time.  
No previous experience needed!

No costly school. No commuting to class. The Original Home-Study course prepares you for the "FCC Commercial Radio-telephone License." This valuable license is your professional "ticket" to thousands of exciting jobs in Communications, Radio-TV, Microwave, Maritime, Radar, Avionics and more...even start your own business! You don't need a college degree to qualify, but you do need an FCC License.

**No Need to Quit Your Job or Go To School**  
This proven course is easy, fast and low cost! **GUARANTEED PASS**—You get your FCC License or money refunded. **Send for FREE facts now. MAIL COUPON TODAY!**

Or, Call 1-800-932-4268 Ext. 240

**COMMAND PRODUCTIONS**

FCC LICENSE TRAINING, Dept. 240  
P.O. Box 2824, San Francisco, CA 94126  
Please rush FREE details immediately!

NAME \_\_\_\_\_  
ADDRESS \_\_\_\_\_  
CITY \_\_\_\_\_ STATE \_\_\_\_\_ ZIP \_\_\_\_\_

CIRCLE 137 ON FREE INFORMATION CARD

# Countersurveillance

**Never before has so much professional information on the art of detecting and eliminating electronic snooping devices—and how to defend against experienced information thieves—been placed in one VHS video. If you are a Fortune 500 CEO, an executive in any hi-tech industry, or a novice seeking entry into an honorable, rewarding field of work in countersurveillance, you must view this video presentation again and again.**



**CALL NOW!**

**1-516-293-3751**

**HAVE YOUR VISA or MC CARD AVAILABLE**

*Wake up!* You may be the victim of stolen words—precious ideas that would have made you very wealthy! Yes, professionals, even rank amateurs, may be listening to your most private conversations.

*Wake up!* If you are not the victim, then you are surrounded by countless victims who need your help if you know how to discover telephone taps, locate bugs, or “sweep” a room clean.

There is a thriving professional service steeped in high-tech techniques that you can become a part of! But first, you must know and understand Countersurveillance Technology. Your very first insight into this highly rewarding field is made possible by a video VHS presentation that you cannot view on broadcast television, satellite, or cable. It presents an informative program prepared by professionals in the field who know their industry, its techniques, kinks and loopholes. Men who can tell you more in 45 minutes in a straightforward, exclusive talk than was ever attempted before.

## Foiling Information Thieves

Discover the targets professional snoopers seek out! The prey are stock brokers, arbitrage firms, manufacturers, high-tech companies, any competitive industry, or even small businesses in the same community. The valuable information they filch may be marketing strategies, customer lists, product formulas, manufacturing techniques, even advertising plans. Information thieves eavesdrop on court decisions, bidding information, financial data. The list is unlimited in the mind of man—especially if he is a thief!

You know that the Russians secretly installed countless microphones in the concrete work of the American Embassy building in Moscow. They converted

what was to be an embassy and private residence into the most sophisticated recording studio the world had ever known. The building had to be torn down in order to remove all the bugs.

## Stolen Information

The open taps from where the information pours out may be from FAX's, computer communications, telephone calls, and everyday business meetings and lunchtime encounters. Businessmen need counselling on how to eliminate this information drain. Basic telephone use coupled with the user's understanding that someone may be listening or recording vital data and information greatly reduces the opportunity for others to purloin meaningful information.

The professional discussions seen on the TV screen in your home reveals how to detect and disable wiretaps, midget radio-frequency transmitters, and other bugs, plus when to use disinformation to confuse the unwanted listener, and the technique of voice scrambling telephone communications. In fact, do you know how to look for a bug, where to look for a bug, and what to do when you find it?

Bugs of a very small size are easy to build and they can be placed quickly in a matter of seconds, in any object or room. Today you may have used a telephone handset that was bugged. It probably contained three bugs. One was a phony bug to fool you into believing you found a bug and secured the telephone. The second bug placates the investigator when he finds the real thing! And the third bug is found only by the professional, who continued to search just in case there were more bugs.

The professional is not without his tools. Special equipment has been designed so that the professional can sweep a room so that he can detect voice-activated (VOX) and remote-activated bugs. Some of this equipment can be operated by novices, others require a trained countersurveillance professional.

The professionals viewed on your television screen reveal information on the latest technological advances like laser-beam snoopers that are installed hundreds of feet away from the room they snoop on. The professionals disclose that computers yield information too easily.

This advertisement was not written by a countersurveillance professional, but by a beginner whose only experience came from viewing the video tape in the privacy of his home. After you review the video carefully and understand its contents, you have taken the first important step in either acquiring professional help with your surveillance problems, or you may very well consider a career as a countersurveillance professional.

## The Dollars You Save

To obtain the information contained in the video VHS cassette, you would attend a professional seminar costing \$350-750 and possibly pay hundreds of dollars more if you had to travel to a distant city to attend. Now, for only \$49.95 (plus \$4.00 P&H) you can view *Countersurveillance Techniques* at home and take refresher views often. To obtain your copy, complete the coupon or call.

**CLAGGK INC.** PE  
P.O. Box 4099 • Farmingdale, NY 11735

Please rush my copy of the Countersurveillance Techniques Video VHS Cassette for a total cost of \$53.95 each (which includes \$4.00 postage and handling).

No. of Cassettes ordered \_\_\_\_\_  
Amount of payment \$ \_\_\_\_\_  
Sales tax (N.Y.S. only) \_\_\_\_\_  
Total enclosed \_\_\_\_\_  
Bill my  VISA  MasterCard  
Card No. \_\_\_\_\_  
Expire Date \_\_\_\_ / \_\_\_\_  
Signature \_\_\_\_\_  
Name \_\_\_\_\_  
Address \_\_\_\_\_  
City \_\_\_\_\_ State \_\_\_\_\_ ZIP \_\_\_\_\_

All payments in U.S.A. funds. Canadians add \$4.00 per VHS cassette. No foreign orders



# NEW EASY PC

BRITISH  
DESIGN  
AWARD

## SCHEMATIC and PCB C.A.D

ONLY **\$195**

Includes

- MGA, CGA, EGA & VGA compatible.
- Design large multi layer boards.


- One level pull down menu and quick keys for fast layout.

- Dot matrix, laser, plotter, Gerber & N.C. drill output.

- 6 Month Free update  
Free Demo

7840 ANGEL RIDGE ROAD  
ATHENS, OHIO 45701  
(614) 592-1810

Visa & MasterCard Accepted



## PROFESSIONAL SURVEILLANCE EQUIPMENT Used By Law Enforcement Agencies

VHF-FM CRYSTAL CONTROLLED TRANSMITTERS  
A - 139MHz, B - 139.970 MHz, C - 149 MHz, D - 149.450 MHz  
All kits assemble in less than 5 mins.



<b>SD-200</b> Smoke Detector Camera w/Audio 400 lines 03 lux 10-14 VDC \$330	<b>CX-102</b> Miniature Camera w/Audio 240 lines 2 lux 7.14 VDC \$235	<b>AD-700</b> Mic Range: up to 5 Mile Power 750MW \$247	<b>AD-600</b> Mic Range: up to 5 Mile Power 15MW \$125	<b>AD-500</b> Tel. Range: up to 5 Mile Power 15MW \$115	<b>AD-400</b> Mic Range: up to 2.5 Mile Power 400MW \$155
--	--	--	---	--	--

We sell a variety of cameras, bug detectors, night vision equipment, video transmitters, time lapse recorders, remote video monitoring systems, and many more...

### A&D ELECTRONICS

P.O. Box 601, Monsey, NY 10952  
914-356-7541 • Fax 914-356-7505  
Call for FREE catalog. Credit Cards accepted

Radiotelephone - Radiotelegraph

# FCC Commercial License

## Why Take Chances?

Discover how easy it is to pass the exams. Study with the most current materials available. Our Homestudy Guides, Audio, Video or PC "Q&A" pools make it so fast, easy and inexpensive. No college or experience needed. The new

commercial FCC exams have been revised, covering updated Aviation, Marine, Radar, Microwave, New Rules & Regs, Digital Circuitry & more. We feature the Popular

"Complete Electronic Career Guide" 1000's of satisfied customers

**Guarantee** to pass or money back.

Send for **FREE DETAILS** or call  
**1-800-800-7588**

WPT Publications  
7015 N.E. 61st Ave Dept. 10  
Vancouver, WA 98661

Name \_\_\_\_\_

Address \_\_\_\_\_

City \_\_\_\_\_ St. \_\_\_\_\_ Zip \_\_\_\_\_

**1-800-800-7588**

## CELLULAR SOFTWARE

### Program ESN & NAM info on New Cell Phones

Don't be fooled by software that only programs old phones. You don't have to open the phone. Guaranteed!

### MOTOROLA ABOVE 9122

Panasonic, NEC, Technophone,  
Diamondtel/Mitsubishi, Nokia  
Other makes & models Available

**ESN Reader kit coming soon!**

Software prices from **\$395.00**

Sold for Educational Purposes only

**609-751-2242**

## The Pocket Programmer

The portable Eprom programmer that uses the printer port of your PC instead of an internal card. The software has 24 easy to use functions and programs 27/25/28/68764 & Cmos from 16K (2K x 8)—2M (256K x 8) Eproms (32 pin socket, UpGradeable to 8Meg). Adapters available for MCU's, 40-Pin Eproms, 5-Gang and Eprom Emulator to 32K x 8.

INTRONICS, INC.

Box 13723


Edwardsville, KS 66113  
(913) 422-2094

Add \$3.00 for shipping.

Add \$3.75 for COD.

VisalMaster Charge

**\$129.95**



## MARYMAC®

The New Realistic®  
PRO-43 Scanner

## Radio Shack®

### PHONES

Our 18th year of DISCOUNTS

**Toll Free 800-231-3680**

PRO-43 List \$349.95

**Our Delivered Price \$288.00**

**IF ON SALE, WE ARE CHEAPER!**

We discount everything in the RS catalog

22511 Katy Fwy.

Katy (Houston), TX 77450

1-713-392-0747 FAX 713-574-4567

## 450 MHz SPECTRUM ANALYZER

Adapted from Nov. '85 QST article by Al Heltrick K2BLA



Features: Three digit LED center frequency readout. 12 position calibrated scan width 1 KHz to 50 MHz, switchable bandwidth: wide = 300 KHz, narrow = 15 KHz. Use your low frequency scope for the display. Switchable 10 KHz video filter: Variable IF attenuator. LOG output calibrated in 10 db steps.

**Complete Kit Only ..... \$459.95**

**Assembled & Tested ..... \$799.95**

CA Residents add 7.75% sales tax. S&H: \$7.50 (insured). Foreign orders add 20%. For more info or price list: send LSASE (52¢) to:

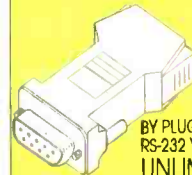
### A&A Engineering

2521 W. LaPalma #K • Anaheim, CA 92801 • 714-952-2114

## BUILDING BLOCK

FOR YOUR  
CONTROL & MONITORING  
NET WORK SYSTEMS

**DINEX**  
DISTRIBUTED  
INTELLIGENT  
NETWORK  
CONTROLLER



BY PLUGGING DINEX INTO YOUR PC  
RS-232 YOU CAN CONNECT ALMOST  
UNLIMITED I/O.

**DIO-STD-SM \$69.95**  
5 TTL DIGITAL I/O

**ADFC-SM \$96.65**  
4 CHANNEL 8 BIT 0-5V A/D  
1 CHANNEL FREQ INPUT

**D-M232-SM \$79.95**  
RS-232 TO 485 INTELLIGENT  
CONVERTER

LIMITED TIME

**INTRODUCTORY OFFER:**

**\$199.95/kit** +S/H

P/N SM-KIT including:  
DIO-STD-SM/ADFC-SM/D-M232-SM, POWER  
ADAPTER, NETWORK PHONE LINE SOFTWARE,  
DEVICE DRIVER, AND UTILITY. OVER \$450 VALUE.

**ALSO AVAILABLE:**  
8 CH. 12BIT A/D, 12 BIT D/A STEPPER MOTOR  
SERVO, DISPLAY, CODE INPUT, NETWORK  
CONTROLLER...ETC.  
PLS CONTACT FACTORY FOR DETAIL.

TO ORDER CALL: 15 DAYS MONEY BACK GUARANTEE  
I/O CONTROLS CORPORATION VISA, MASTER CARD ACCEPTED.  
1359 W. FOOTHILL BLVD, AZUSA, CA 91702

**(818) 812-5333 FAX: (818) 812-5332**



# Electronics Paperback Books



□ **BP88—How to Use Op Amps...\$5.95.** A designer's guide that covers operational amplifiers. Serving as both a source book of circuits and a reference book for design calculations. The text is non-mathematical and easy to understand by most readers.



□ **BP113—30 Solderless Breadboard Projects-Book 2...\$5.95.** Numerous hobbyist projects of useful gadgets and circuits using "Verobloc" breadboards. All the breadboard projects in this book are based on CMOS logic integrated circuits.



□ **BP177—Introduction to Computer Communications...\$5.95.** Details on types of modems and their suitability for specific application, plus details of connecting various computers to modems, and modems to the telephone system.



□ **BP276—Shortwave Superhet Receiver Construction...\$6.95.** Provides construction details, including coil winding, of a number of advanced-design receivers which should have performance levels at least equal to commercial sets of similar complexity.



□ **BP61—Beginners Guide to Digital Techniques...\$5.00.** Covers the basics of digital techniques—decimal, binary, octal and hexadecimal numbering systems are covered plus insights on weighted and non-weighted binary-coded-decimal codes and alpha-numeric codes. The basic building blocks of circuit logic; the common AND, OR, NAND, NOR and EXCLUSIVE-OR gates and bi-stables, are thoroughly covered.



□ **BP285—A Beginners Guide to Modern Electronic Components...\$6.50.** It is easy for newcomers to electronics to become confused. There are a great many different types of components available often with numerous variations of each type. This book presents the reader with a vast amount of invaluable parts information to enable the right component to be selected every time for repairs and projects.



□ **PCP103—Practical MIDI Handbook...\$9.95.** The Musical Instrument Digital Interface (MIDI) is surrounded by a great deal of misunderstanding. This book is aimed at musicians and technicians who want to explore the vast capabilities of MIDI. It covers MIDI-based equipment you can use: keyboards, drum machines, sequencers, effects units, mixers, drum pads guitars. There's also a section on computer music.



□ **BP90—Audio Projects...\$5.50.** Details the construction of preamplifiers and mixers, power amplifiers, tone controls and matching projects. All projects are fairly simple to build and include a number of board layouts and wiring diagrams.



□ **BP121—How to Design and Make Your Own PCBs...\$5.75.** Simple methods for copying printed-circuit board designs from magazines and books on to copper. Covers all aspects of simple PCB construction as comprehensively as possible.



□ **BP44—IC 555 Projects...\$5.95.** Every so often a device appears that is so useful that one wonders how life went on before without it. The 555 timer integrated-circuit chip is one such device. Included are basic and general circuits used by most hobbyists.



□ **PCP109—Everyday Electronics Data Book...\$10.00.** An invaluable source of electronics information—the text contains sections that deal with the underlying theory of electronic circuits and a wide range of practical electronic uses for everyone.



□ **BP60—Practical Construction of Pre-Amps, Tone Controls, Filters and Attenuators...\$5.50.** The book offers practical designs and details thereby enabling the project-builder enthusiast to construct, with the minimum of difficulty and expense, various audio pre-amplifier and tone control circuits, etc., which may be used with home-constructed audio equipment or even complex commercial gear.



□ **BP297—Loudspeakers for Musicians...\$6.25.** Contains all the information that a working musician needs to know about loudspeakers; the different types, how they work, the most suitable for different instruments, for cabaret work, and for vocals. It gives tips on constructing cabinets, wiring up, available fittings, finishing and how to connect multi-speaker arrays, etc. Includes ten enclosure designs with plans.



□ **PCP110—Electronic Power Supply Handbook...\$10.95.** All types of power supplies used for electronics purposes are covered in detail, starting with cells and batteries and extending by way of rectified supplies and linear stabilizers to modern switch-mode systems, IC switch-mode regulators, DC-converters and inverters. The devices, their operating principles and typical circuits, are dealt with in detail.



□ **BP254—From Atoms to Amperes...\$6.50.** Explains in crystal-clear terms the fundamentals behind the whole of electricity and electronics. Really helps you to understand the basis of the complex subject perhaps for the first time ever.



□ **PCP101—Practical Digital Electronics Handbook...\$9.95.** An introduction to digital circuits, logic gates, bi-stables, timers, micro-processors, memory and I/O devices. A special feature of the book is the section on digital test gear projects.



□ **BP315—Introduction to the Electromagnetic Wave...\$5.95.** A fundamental and easy-to-understand approach to a complicated theory topic. The beginner requires no more than elementary mathematics and basic knowledge of electronics.



□ **#228—Essential Theory for the Hobbyist...\$5.25.** Supplies to the hobbyist background knowledge tailored to the specific requirements of their activities. Relevant material is presented in a readable manner with a minimum of mathematics.

## TEST EQUIPMENT SPECIALS

- **BP239—Getting the Most from Your Multimeter...\$5.95**  
Covers analog and digital gear, component and gear testing.
- **BP267—How to Use Oscilloscopes & Other Test Equipment...\$6.95**  
Get with the next step to proficient troubleshooting.
- **PCP111—Electronic Test Equipment Handbook...\$13.95**  
The all-inclusive text covering test gear you'll use!

## SUBSTITUTION GUIDES FOR HOBBYISTS

- **BP85—International Transistor Equivalents Guide...\$7.50**  
The ultimate guide to replacing foreign and domestic transistors.
- **BP108—International Diode Equivalents Guide...\$5.95**  
Rectifiers, Zeners, LEDs, OCIs, diacs, triacs...all hobby types.
- **BP140—Digital Equivalents and Pin Connectors...\$12.50**  
A master reference for builders who design projects.

**ELECTRONIC TECHNOLOGY TODAY INC.**  
P.O. BOX 240, Massapequa, NY 11762-0240

Name \_\_\_\_\_  
Address \_\_\_\_\_  
City \_\_\_\_\_ State \_\_\_\_\_ Zip \_\_\_\_\_  
PE1

SHIPPING CHARGES IN USA AND CANADA	
\$0.01 to \$5.00.....	\$1.50
\$5.01 to \$10.00.....	\$2.50
\$10.01 to 20.00.....	\$3.50
\$20.01 to 30.00.....	\$4.50
\$30.01 to 40.00.....	\$5.50
\$40.01 to 50.00.....	\$6.50
\$50.01 and above.....	\$8.00

**SORRY No orders accepted outside of USA & Canada**

Total price of merchandise.....	\$ _____
Shipping (see chart).....	\$ _____
<b>Subtotal</b> .....	\$ _____
Sales Tax (NYS only).....	\$ _____
<b>Total Enclosed</b> .....	\$ _____

Number of books ordered

**All payments must be in U.S. funds!**



## PE MARKET CENTER CLASSIFIEDS

### BUSINESS OPPORTUNITIES

**EASY WORK!** Excellent pay! Assemble products at home. Call toll free 1 (800) 467-5566 ext. 5192.

**START** your own technical venture! Don Lancaster's newly updated **Incredible Secret Money Machine II** tells how. We now have autographed copies of the Guru's underground classic for \$18.50. **SYNERGETICS PRESS**, Box 809-C, Thatcher, AZ 85552. (602) 428-4073. Visa/MC.

**NEED MONEY?** Make extra money at home in your spare time. Information **FREE**. Bay State Specialties, Box 191, Hopkinton, MA 01748.

### COMPONENTS

**COMPUTER-TESTED** premium audio tubes, hi-voltage caps, metal film and precision wirewound resistors for audio applications: EL34/MP \$49.95, mil spec 6L6GC/MP \$59.95, selected lo-noise 12AX7, 12AU7, 12AT7/ea. \$19.95. Premium tubes carry a 2-year or 10,000 hour limited replacement warranty. Send \$1.00 for current tube parts list: HAYNES Laboratories, 2540 Iowa St., Suite J, Lawrence, KS 66046. Phone: (913) 842-7551 Fax: (913) 843-5995.

### CABLE TV

**"BULLET" BUSTER.** Protect your cable box against the infamous cable "bullet." The "Bullet" Buster acts as an electronic shield. Installs in-line in seconds. Don't wait until it's too late! \$19.95 + \$3.00 S&H. **Electroman**, Box 24474, New Orleans, LA 70184. (504) 482-3017.

**CBTV DOCTOR** Stop the Bullet and ID signal in cable lines. Send \$20.00 to: R.R. Enterprise, PO Box 3532, Easton, PA 18043.

**CABLE UNSCRAMBLED.** Everything you want to know, but are afraid to ask. \$10.00. **Electroman**, Box 24474, New Orleans, LA 70184. (504) 482-3017.

**CABLE — SAFE.** Guarantee cable privacy. The one way valve for your cable TV signal. \$29.95, + \$3.00 S&H. **Electroman**, Box 24474, New Orleans, LA 70184. (504) 482-3017.

**DESCRAMBLER SCHEMATICS REVEALED.** A powerful guide to descrambling schemes. \$10.00. **ELECTROMAN**, Box 24474, New Orleans, LA 70184. (504) 482-3017.

**CABLE TV DESCRAMBLERS.** All major brands. Have make/model used in your area when calling. 1 (800) 327-3407. For a free catalog write K D Video, PO Box 29538, Minneapolis, MN 55429.

**UNSCRAMBLE CABLE.** New simple easy build circuits, parts list, instructions. \$5.00 Abate Electronics, Box 143, Hillsdale, NJ 07642.

### COMPUTER HARDWARE

**VIRTUAL REALITY** on an i.B.M. compatible. Complete information on software, hardware, H.M.D.'s, and tracking, plus list of suppliers. Send \$6.00 to F.M. Labs, Box 2056, Westerly, RI 02891.

### CB-SCANNERS

**RCI-2950 MODIFICATION Manual** \$20.00 pre-paid money order, \$25.50 COD. Scott, PO Box 510408, St. Louis, MO 63151-0408. (314) 846-0252.

### PUBLICATIONS

**WORLDWIDE CAR** radio reception! Guide describes in-dash shortwave/AM/FM/cassette radio, installation, shortwave stations audible, \$7.00. JS Associates, Inc., Dept. E, Box 50264, St. Louis, MO 63105.

### Universal Programmers

Largest Selection In The World  
Also Buy, Sell & Program  
**GDI** Plus Never Undersold!

\$1399 DATA I/O CHIPLABS 4800  
\$ 849 DATA I/O CHIPLABS 3200  
\$ 579 EETOOLS ALLMAX  
\$ 479 EETOOLS PROMAX  
\$ 479 XELTEK SUPERPRO II  
\$ 350 XELTEK SUPERPRO (R)  
\$ 499 LOGICAL DEVICES 3000  
\$ 499 ADVANTECH PC-UPROG  
\$ 429 NEEDHAMS EMP-20  
\$ 779 DATAMAN S4  
\$ 499 AMERICAN RELIANCE 9860  
\$ 699 NEEDHAMS SA-20 S/ALONE  
\$ 139 EETOOLS 1 GANG  
\$ 199 EETOOLS 4 GANG  
\$ 159 SUNSHINE 4 GANG  
\$ 399 SUNSHINE 8 GANG  
\$2499 STAG PP42 8 GANG S/ALONE  
**General Device Instruments**  
(408) 241-7376 Fax 241-6375

CALL FOR  
DEVICE  
LISTS

### FREE! 100 PAGE CATALOG WITH PRICES!

- Communications Receivers
  - Portable Receivers
  - Amateur Transceivers
  - HT's & Mobile Transceivers
  - Amateur & SWL Antennas
  - Scanners
  - RTTY and FAX Equipment
  - Computers
  - Test Equipment
  - Books, Manuals, Accessories
- CALL TOLL FREE: 800-527-4642**

**TUCKER** 24-Hour Fax: 214-348-0367  
ELECTRONICS & COMPUTERS P.O. Box 551419 Dallas, TX 75355-1419

### CABLE DIRECT

Now you can tune-in to your favorite cable TV programming and **SAVE 100's—EVEN \$1000's** on premium

**CABLE TV EQUIPMENT**  
Converters • Descramblers • Filters

FREE Cable TV Catalog

**MODERN ELECTRONICS**  
**1-800-906-6664**

100% MONEY BACK GUARANTEE! • 30 DAY FREE TRIAL!

**LOW COST HC11 MICROCONTROLLER KITS & COMPONENTS** Feature RS-232, 4-R/C servomotor jacks, 8 analog inputs, EEPROM, RAM, I/O lines, software & manuals, more: \$47.00 +\$5 S/H. Full kit also includes 12K ROM loaded with Buffalo monitor, servomotor: \$90.00 +\$5 S/H. Call or write for free brochure: **ZORIN**, Unit A, POB 30547, Seattle, WA 98103-0547 (206) 282-5179. zchris@eskimo.com

### \$129 Laser Light Show



This kit displays animation, text, drawings, & music! Includes 2 Galvos, VCO, Computer Interface, Manual & Software listing. Works from parallel printer port.



### Computerized Motors \$39\*

Includes: 2 Stepper or 4 DC servo motors, Computer interface kit, 32 page training manual & Software listing. Works from parallel printer port.

\* Add \$5 for shipping. Computer and Laser not included.

Call for **FREE** Flyer

**SVS**  
Light &  
Motion  
in kit form

1273 Industrial Pky. W#460  
P O Box 55125  
Hayward CA 94545-0125  
**510-582-6602**

### Surface Mount Chip Component Prototyping Kits—Only \$49.95



CC-1 Capacitor Kit contains 365 pieces, 5 ea. of every 10% value from 1pF to .33µF. CR-1 Resistor Kit contains 1540 pieces; 10 ea. of every 5% value from 10Ω to 10 megΩ. Sizes are 0805 and 1206. Each kit is **ONLY \$49.95** and available for Immediate One Day Delivery!

Order by toll-free phone, FAX, or mail. We accept VISA, MC, COD, or Pre-paid orders. Company PO's accepted with approved credit. Call for free detailed brochure.

**COMMUNICATIONS SPECIALISTS, INC.**  
426 West Taft Ave. • Orange, CA 92665-4296  
Local (714) 998-3021 • FAX (714) 974-3420  
**Entire USA 1-800-854-0547**

### RF HUNTER TESTER! DIGI-FIELD DIGITAL FIELD STRENGTH METER

- Measure your antenna strength
- Check your property for EMF
- Hunt for radio interference
- Pattern your antennas
- Test your house (microwave, 60 cycle noise)
- DC to 12 GHz!

**MODEL "A" NORMAL USE** at 100MHz -38 dBm (150 nanowatts)  
**MODEL "B" ULTRA SENSITIVE** at 100MHz -57 dBm (2 nanowatts)  
**NEW! MODEL "C" "A-B" switch**  
Combines both Models!  
TELESCOPIC ANTENNA INCLUDED  
EXT. ANT. OPT./LOW BAT. IND.  
CALIBRATION CURVES IN dBm.  
VOLTS and POWER.

**\$139.95**  
Value \$8.50/ea



To order call - (800) FIELD 58 (343-5358)  
**I.C. Engineering** 16350 Ventura Blvd.  
Suite 125, Encino, CA 91436 PH.(818) 345-1692 • 818-345-0517 Fax

# ADVERTISING INDEX

POPULAR ELECTRONICS magazine does not assume any responsibility for errors that may appear in the index below.

Free Information No.	Page	Free Information No.	Page
164	3M Electrical/Electronic Prods. . . . . 7	148	ITC Instruments . . . . . 105
-	A&A Engineering . . . . . 107	39	ITT Pomona . . . . . 99
-	A&D Electronics . . . . . 127	38	Kelvin Electronics . . . . . 107
25	Ace Communications . . . . . 96	-	M&G Electronics . . . . . 118
-	Agrelo Engineering . . . . . 116	-	Marymac Industries Inc. . . . . 127
26	Alfa Electronics . . . . . 110	145	MCM Electronics . . . . . 109
28	All Electronics . . . . . 108	-	MD Electronics . . . . . 97
-	Allen Engineering . . . . . 110	-	Mega Electronics . . . . . 129
151	AMC Sales . . . . . 3	146	Mendelson's . . . . . 122
-	Andromeda Research . . . . . 125	42	MicroCode Engineering . . . . . 103
-	Antique Radio Classified . . . . . 83	-	Modern Electronics . . . . . 129
147	B&S Sales . . . . . 98	163	Mouser Electronics . . . . . 85
-	Bit Bangers . . . . . 115	-	NRI Schools . . . . . 27,67
-	CBC International Inc. . . . . 82	-	Nu-Tek Electronics . . . . . 83
-	C&C Electronics . . . . . 124	-	Ohio Automation . . . . . 127
-	C&C Specialties . . . . . 122	43	Optoelectronics . . . . . CV4
32	C&S Sales . . . . . 100	-	PC Boards . . . . . 119
-	Cellsoft . . . . . 127	-	PerCon . . . . . 113
-	CLAGGK Inc. . . . . 113,126	-	Phillips Tech . . . . . 122
-	Cleveland Inst. of Electronics . . . . . 45	47	Prairie Digital Inc. . . . . 115
137	Command Productions . . . . . 125	46	Print . . . . . 116
166	Communication Electronics . . . . . CV3	150	Print . . . . . 109
-	Communication Specialists . . . . . 129	-	Progressive Concepts . . . . . 124
149	Comco . . . . . 124	-	Rattner North America . . . . . 122
-	Comtrad Industries . . . . . 11,15,21	-	The School of PC Repair . . . . . 83
-	Consumertronics . . . . . 110	-	The School of VCR Repair . . . . . 83
162	Davis Instruments . . . . . 28	-	Self-Reliance Company Inc. . . . . 119
-	Design Computation . . . . . 117	-	Silicon Valley Surplus . . . . . 129
-	EDE . . . . . 124	-	Skyvision (Small) . . . . . 122
140	Electronic Rainbow . . . . . 121	-	Software Science . . . . . 124
-	Electronics Technology Today . . . . . 128	-	Software Systems Consulting . . . . . 28
-	Firestik II . . . . . 82	-	Spy Supply . . . . . 106
154	Foley-Belsaw Institute . . . . . 81	-	T'Prina . . . . . 122
-	Forest Electronics . . . . . 114	-	TAB Books . . . . . 5,79
-	Fotronics . . . . . 116	-	Tandy National Parts . . . . . 28
-	General Device Instruments . . . . . 129	130	Tech Serv . . . . . 114
-	Genuine Electronics . . . . . 117	-	Tele View Distributors . . . . . 110
-	Get-Tech Inc. . . . . 111	-	Tucker . . . . . 129
167	Global Specialties . . . . . 75	136	UCANDO Videos . . . . . 117
-	Grantham College of Engineering . . . . . 73	-	United Electronic Supply . . . . . 119
-	Great Southern Security . . . . . 102	-	US Cable (Zentek) . . . . . 124
-	Greenleaf Electronics Inc. . . . . 114	-	US Cyberlab . . . . . 95
-	Haleyon Group . . . . . 111	-	Video Communication Systems . . . . . 104
155	Heath Company . . . . . 4	-	Video Spectra . . . . . 111
-	I.C. Engineering . . . . . 129	-	Weeder Technologies . . . . . 95
-	I/O Controls Corp. . . . . 127	-	Weka Publishing . . . . . 123
-	Information Unlimited . . . . . 28	-	Windward Electronics . . . . . 125
168	Interactive Image Technologies . . . . . CV2	-	World College (Div. of C.I.E.) . . . . . 29
-	Intronics . . . . . 127	-	WPT Publications . . . . . 127
-	ISCET . . . . . 83	134	Xandi Electronics . . . . . 115
143	Island LogiX Inc. . . . . 113	-	Zorin . . . . . 129

## ADVERTISING SALES OFFICE

**Gernsback Publications, Inc.**  
**500-B Bi-County Blvd.**  
**Farmingdale, NY 11735**  
**1-(516) 293-3000**

**Larry Steckler, EHF/CET**  
 President

**Christina Estrada**  
 Assistant to the President

**For Advertising ONLY**  
**516-293-3000**  
**Fax 1-516-293-3115**

**Larry Steckler**  
 publisher

**Arline Fishman**  
 advertising director

**Denise Mullen**  
 advertising assistant

**Kelly Twist**  
 credit manager

**Subscription/  
 Customer Service/  
 Order Entry**  
**1-800-827-0383**  
**7:30 AM - 8:30 PM EST**

## ADVERTISING SALES OFFICES

### EAST/SOUTHEAST

**Stanley Levitan**  
 Eastern Sales  
 1 Overlook Ave.  
 Great Neck, NY 11021  
 1-516-487-9357, 1-516-293-3000  
 Fax 1-516-487-8402

### MIDWEST/Texas/Arkansas/ Oklahoma, Colorado, Arizona

**Ralph Bergen**  
 Midwest Sales  
 One Northfield Plaza, Suite 300  
 Northfield, IL 60093-1214  
 1-708-446-1444  
 Fax 1-708-559-0562

### PACIFIC COAST/Mountain States

**Anita Bartman**  
 Hutch Looney & Associates, Inc.  
 6310 San Vicente Blvd.  
 Suite 360  
 Los Angeles, CA 90048  
 1-213-931-3444  
 Fax 1-213-931-7309



# Scanners/CB/Ham/Shortwave

**COMMUNICATIONS ELECTRONICS INC.**  
Emergency Operations Center



## Bearcat 8500XLT-K Radio Scanner

List price \$689.95/CE price \$368.95/SPECIAL  
500 Channels • 20 banks • Alphanumeric display  
Turbo Scan • VFO Control • Priority channels  
Auto Store • Auto Recording • Reception counter  
Frequency step resolution 5, 12.5, 25 & 50 KHz.  
Size: 10-1/2" Wide x 7-1/2" Deep x 3-3/8" High

**Frequency Coverage:**  
25,000 - 28,995 MHz. (AM), 29,000 - 54,000 MHz. (NFM),  
54,000 - 71,995 MHz. (WFM), 72,000 - 75,995 MHz. (NFM),  
76,000 - 107,995 MHz. (WFM), 108,000 - 136,995 MHz. (AM),  
137,000 - 173,995 MHz. (NFM), 174,000 - 215,995 MHz. (WFM),  
216,000 - 224,995 MHz. (NFM), 225,000 - 399,995 MHz. (AM),  
400,000 - 511,995 MHz. (NFM), 512,000 - 549,995 MHz. (WFM),  
760,000 - 823,9875 MHz (NFM), 849.0125 - 868.9875 MHz (NFM),  
894.0125 - 1,300,000 MHz. (NFM).

The new Bearcat 8500XLT gives you pure scanning satisfaction with amazing features like Turbo Scan. This lightning-fast technology featuring a triple conversion RF system, enables Uniden's best scanner to scan and search up to 100 channels per second. Because the frequency coverage is so large, a very fast scanning system is essential to keep up with the action. Other features include **VFO Control** - (Variable Frequency Oscillator) which allows you to adjust the large rotary tuner to select the desired frequency or channel. **Counter Display** - Lets you count and record each channel while scanning. **Auto Store** - Automatically stores all active frequencies within the specified bank(s). **Auto Recording** - This feature lets you record channel activity from the scanner onto a tape recorder. You can even get an optional **CTCSS Tone Board** (Continuous Tone Control Squelch System) which allows the squelch to be broken during scanning only when a correct CTCSS tone is received. **20 banks** - Each bank contains 25 channels, useful for storing similar frequencies in order to maintain faster scanning cycles. For maximum scanning enjoyment, order the following optional accessories: **PS001** Cigarette lighter power cord for temporary operation from your vehicle's cigarette lighter \$14.95; **PS002** DC power cord - enables permanent operation from your vehicle's fuse box \$14.95; **MB001** Mobile mounting bracket \$14.95; **BC005** CTCSS Tone Board \$54.95; **EX711** External speaker with mounting bracket & 10 feet of cable with plug attached \$19.95. The BC8500XLT comes with AC adapter, telescopic antenna, owner's manual and one year limited warranty from Uniden. Order your BC8500XLT from Communications Electronics Inc. today.

## 25th Anniversary Special Save \$30.00 on Bearcat® 8500XLT or 2500XLT radio scanners.

Celebrate our 25th anniversary with special savings on your choice of a new Bearcat 8500XLT or Bearcat 2500XLT radio scanner. This coupon must be included with your prepaid order. Offer valid only on orders mailed directly to Communications Electronics Inc., P.O. Box 1045 - Dept. PE1194, Ann Arbor, Michigan 48106-1045 U.S.A. Coupon expires November 30, 1994. Limit one coupon per item. Coupon may be photocopied. Coupon may not be used in conjunction with any other offer. Credit cards are excluded from this offer. Void where prohibited.

## Bearcat Scanners

### Bearcat 2500XLT-K Radio Scanner

List price \$649.95/CE price \$338.95/SPECIAL  
400 Channels • 20 Banks • Turbo Scan  
Rotary tuner feature • Auto Store • Auto Sort  
Size: 2-3/4" Wide x 1-1/2" Deep x 7-1/2" High  
**Frequency Coverage:** 25,000 - 549,995, 760,000 - 823,995, 849.0125 - 868,995, 894.0125 - 1,300,000 MHz.

Signal intelligence experts, public safety agencies and people with inquiring minds that want to know, have asked us for a world class *handheld* scanner that can intercept just about any radio transmission. The new Bearcat 2500XLT has what you want. You can program frequencies such as police, fire, emergency, race cars, marine, military aircraft, weather, and other broadcasts into 20 banks of 20 channels each. The new rotary tuner feature enables rapid and easy selection of channels and frequencies. With the **AUTO STORE** feature, you can automatically program any channel. You can also scan all 400 channels at 100 channels-per-second speed because the Bearcat 2500XLT has **TURBO SCAN** built-in. To make this scanner even better, the BC2500XLT has **AUTO SORT** - an automatic frequency sorting feature for faster scanning within each bank. Order your scanner today from CEI.

A modification sheet with instructions to restore full 800 MHz. coverage for our Bearcat 2500XLT or Bearcat 200XLT may be ordered for \$8.00. To order any Bearcat radio product call 1-800-USA-SCAN.

### Other Bearcat Scanners

- Bearcat 8500XLT-K base/mobile \$368.95
- Bearcat 890XLT-K base/mobile ..... \$228.95
- Bearcat 855XLT-K base ..... \$148.95
- Bearcat 2500XLT-K handheld ... \$338.95
- Sportcat 150-K handheld ..... \$178.95
- Bearcat 760XLT-K base/mobile ..... \$198.95
- Bearcat 700A-K info mobile ..... \$148.95
- Bearcat 560XLA-K base/mobile ..... \$83.95
- Bearcat 220XLT-K handheld ..... \$228.95
- Bearcat 200XLT-K handheld ..... \$198.95
- Bearcat 148XLT-K base/WX alert ..... \$88.95
- Bearcat 120XLT-K handheld ..... \$148.95
- Bearcat BCT2-K info mobile ..... \$138.95

## CB/GMRS Radios



A National Weather Service (NWS) receiver with automatic emergency broadcast activation has been added to the legendary Cobra 29 CB radio. The integrated NWS receiver in the Cobra 29LTDWX will *automatically* activate to receive emergency announcements about severe weather and travel conditions. A special tone-alert signal broadcast by the NWS activates the weather receiver and overrides any CB radio reception for monitoring the warning message. Cobra 29LTDWX-K CB/Weather Alert.. \$129.95  
Cobra 2000GTL-K SSB Deluxe CB Base \$389.95  
Cobra HH40-K CB 40 ch. Handheld ..... \$99.95  
Uniden GMR100-K GMRS Handheld ..... \$159.95  
Uniden WASHINGTON-K SSB CB Base. \$189.95  
Uniden GRANTXL-K SSB CB Mobile ..... \$139.95  
Uniden PRO538W-K CB & Weather ..... \$59.95



CIRCLE 166 ON FREE INFORMATION CARD

## Weather Stations

Now you can be your own weather reporter with the Davis Weather Monitor II. Our top-of-the-line weather station combines the most advanced weather monitoring technologies available into one incredible package. Glance at the display, and see wind direction and wind speed on the compass rose. Check the barometric trend arrow to see if the pressure is rising or falling. Push a button, and read indoor and outdoor temperature, wind chill, humidity and barometric pressure. Our package deal includes the new ultra high resolution 1/100 inch rain collector part #7852-K, and the external temperature/humidity sensor, part #7859-K. The package deal is order #DAV1-K for \$479.95 plus \$15.00 shipping. If you have a personal computer, when you order the optional Weatherlink computer software for \$139.95, you'll have a powerful computerized weather station at an incredible price. For the IBM PC or equivalent order part #7862-K. Apple Mac Plus or higher including PowerBook, order part number 7866-K.

**The Weather Monitor II (7440-K) comes complete with anemometer with 40 feet of cable, external temperature sensor with 25 feet of cable, junction box with 8 feet of cable, AC power adapter, detailed instruction booklet and one year limited factory warranty.**



- Davis Weather Monitor II 7440-K ..... \$334.95
- Davis Weather Wizard III 7425-K ..... \$154.95
- Davis Remote Display Unit 7815-K ..... \$84.95
- Davis Rain Collector II 0.01" 7852-K ..... \$59.95
- Davis Rain Collector II 0.2 mm 7852M-K ..... \$59.95
- External Temperature/Humidity Sensor 7859-K ..... \$39.95
- Davis Anemometer Mast Mount 7890-K ..... \$15.95
- Weatherlink Software for IBM PC Version 3.0 7862-K ..... \$139.95
- Weatherlink Software for Apple Version 3.0 7866-K ..... \$139.95
- 4-Conductor 40' (12.2 m) extension cable 7876-K ..... \$17.95
- 6-Conductor 40' (12.2 m) extension cable 7878-K ..... \$21.95
- 8-Conductor 25' (7.6 m) junction box cable 7880-K ..... \$14.95
- 8-Conductor 50' (15.2 m) junction box cable 7881-K ..... \$24.95
- 8-Conductor 100' (30.5 m) junction box cable 7882-K ..... \$44.95
- Modem Adaptor 25-pin for communications port 7870-K ..... \$9.95
- Car/Boat/RV Lighter Cord 7873-K ..... \$9.95
- 2400 baud modem for Weatherlink MEXT-K ..... \$39.95
- Weatherlink language disks: Française, Deutsche, Italiana, Española 7863-K \$24.95

## Other neat stuff

- Grundig Satellit 700-K portable shortwave receiver with 512 memory & AC adapter \$389.95
- Grundig Yacht Boy 400-K digital portable shortwave receiver - 40 memory presets \$199.95
- Grundig Yacht Boy 230-K portable shortwave receiver ..... \$139.95
- Sangean AT8800-K portable 20 memory shortwave receiver ..... \$69.95
- Sangean AT8803A-K portable shortwave receiver w/AC adapter - 9 memory presets \$146.95
- Sangean AT8808-K portable 45 memory shortwave receiver ..... \$159.95
- Sangean AT8810CS-K portable shortwave receiver with cassette recorder ..... \$209.95
- Uniden EXP200-K 900 MHz. 2 line cordless phone-\$30. factory rebate to 12/15/94 \$289.95
- Uniden EXP2100-K 900 MHz. 1 line cordless phone-\$30. factory rebate to 12/15/94 \$289.95
- Cobra CP910-K 900 MHz. spread spectrum cordless phone ..... \$249.95
- FANS P161PK 60 name/number caller ID, unattended call blocker, automatic paging \$149.95
- SMI 200-K Beamer name/number caller ID, call reject, forward to machine ..... \$89.95
- ICOM GP22-K handheld global positioning system (GPS) ..... \$599.95
- WR200-K weather radio with National Weather Service storm alert ..... \$39.95
- RELM RH5150-K VHF handheld 1 watt, 16 channel transceiver ..... \$359.95
- RELM RH5150B-K VHF 25 watt, 16 channel transceiver ..... \$289.95
- Wanger RC2950-K 25 watt 10 meter ham radio transceiver ..... \$239.95
- Ranger RC2970-K 100 watt 10 meter ham radio transceiver ..... \$369.95
- Uniden LRD100SW-K Super Wideband Laser/Radar Detector ..... \$139.95
- ME2-K Map Expert CD Rom for IBM PC by Delorme Mapping ..... \$29.95
- HPCC-K Handheld CD Rom for IBM PC by Buckmaster Publishing ..... \$39.95
- ANTX-K VHF scanner/VHF transmitting antenna PL259 connector ..... \$29.95
- ANTMBNC-K magnet mount scanner antenna w/ BNC connector ..... \$29.95
- ANTMMOT-K magnet mount scan antenna w/Motorola plug ..... \$29.95
- ANTMPL-K magnet mount scan antenna with PL259 connector ..... \$29.95
- ANTSBNC-K glass mount scanner antenna with BNC connector ..... \$29.95
- ANTSCHOT-K glass mount scanner antenna with Motorola plug ..... \$29.95
- B10-K AA Ni-Cd rechargeable batteries - Pack of 10 batteries ..... \$29.95
- AD140UK Uniden AC adaptor for PRO340UK CB & scanners ..... \$14.95

## Buy with confidence

It's easy to order from CEI. Mail orders to: Communications Electronics Inc., Emergency Operations Center, P.O. Box 1045, Ann Arbor, Michigan 48106 U.S.A. Add \$15.00 per radio for U.P.S. ground shipping and handling in the continental U.S.A. unless otherwise stated. Add \$8.00 shipping for all accessories and publications. Add \$8.00 shipping per antenna. For Canada, Puerto Rico, Hawaii, Alaska, P.O. Box, or APO/PPD delivery, shipping charges are two times continental U.S. rates. Michigan residents add state sales tax. No COD's. No returns or exchanges after 31 days. 10% surcharge for net 10 billing to qualified accounts. All sales are subject to availability, acceptance and verification. Prices, terms and specifications are subject to change without notice. We welcome your Discover, Visa, American Express or MasterCard. Call 1-800-USA-SCAN to order toll-free. Call 313-996-8888 if outside the U.S.A. FAX anytime, dial 313-663-8888. For technical assistance to solve your communications problem, call the Communications Electronics technical support hotline for \$2.00 per minute at 1-900-555-SCAN. Order your new electronic equipment from Communications Electronics Inc. today.

Scanner Distribution Center and CEI logos are trademarks of Communications Electronics Inc. Sale dates 9/15/94 - 11/30/94 AD #091594PE Copyright © 1994 Communications Electronics Inc.

For credit card orders call  
**1-800-USA-SCAN**  
Communications Electronics Inc.  
P.O. Box 1045, Ann Arbor, Michigan 48106-1045 U.S.A.  
For information call 313-996-8888 or FAX 313-663-8888



# OPTOSCAN456

## 50 Channels Per Second!!!

OptoScan 456 costs less than any other computer aided scanning system and is supported by all the best software packages including Scan Star™ and Scan Cat™. OptoScan 456 uses the highly regarded Radio Shack Pro 2005 and Pro 2006 VHF/UHF scanners. These popular receivers with the OS456 package installed becomes:

**The New Standard—The OptoScan 456.**

- CTCSS & DCS Controlled Scanning and Logging
- DTMF Decode & Log with Channel and Time
- PC Software for computer Log, Scan & Search
- RS-232C & CI-V Interface
- No Drill or Solder Installation
- Output for signal level and spectrum display

**Why Computer Controlled Scanning?** The computer makes the scanner perform, simply and effortlessly. Even when you are not around, the computer can continue to search out frequencies you want and record them—virtually unlimited numbers.

**Why Decode CTCSS tones and DCS codes?** The OS456 decodes tones, codes and touch-tone characters to provide the Radio Monitoring Enthusiast with a powerful new tool in sorting out who is talking, and accessing a repeater. **Optoelectronics has produced the OptoScan 456 to make the PRO-2006 family radios perform to a new standard that no one else can match for any price!**

**Complete Installation Kit, Model OS456,** includes the assembled and tested controller board, mounting hardware (no soldering or drilling required), cables, OptoScan 456 basic software for the PC and the installation video.....**\$299.**

Complete Optoscan 456 and modified Pro-2006 are available from our distributors:  
Grove Ent., 1-800-438-8155, NC; Marymac Ent., Inc., 1-800-231-3680, TX; E.E.B., 1-800-368-3270, VA.

# A NEW STANDARD FOR SCANNING!!!!



# OPTOELECTRONICS

ALL NEW  
ALL NEW  
ALL NEW  
ALL NEW  
ALL NEW

## Model 25 Scout Electronic Equivalent of Forward Reconnaissance

The Remarkable New Frequency Scout automatically finds and records frequencies for later use and will tune a receiver.

The Scout is pocket size—ready to go anywhere, and, unlike a frequency counter, the Scout can differentiate between random noise and coherent RF transmissions.

It is ideal for surveillance walk-by situations with a built-in vibrator to alert you a frequency was recorded.

For drive-by applications, a beeper lets you know when a new frequency is found or an already recorded frequency is hit. Up to 250 hits can be counted on each of the 50 frequency memories.

Reaction tunes VHF/UHF receivers equipped with CI-V serial communications interface.

- Exclusive Optoelectronics Digital Filter/Capture Technology (pat. pend.)
- 50 Memory Locations for unique frequencies
- 250 Hit Counter for each frequency in memory
- Reaction tunes OptoScan 456 CI-V Communications receivers
- Selectable annunciators include vibrator, beeper and EL back lit display
- Can be interfaced to a PC for data logging using OptoLog Software
- 16 Segment RF signal level bargraph for relative signal level detection
- 10MHz to 2.8GHz single frequency range.
- Six+ hour battery life—one hour rapid charge
- Pocket Sized: 3.7" H x 2.75" W x 1.2" D

**The Scout Model 25 with rapid Charge and high capacity NiCad batteries.....\$399.**

Scout is pictured with optional DB32, dual band, VHF/UHF miniature antenna.....\$ 29.

## DC440 Decoder (pictured above) with New CI-V Interface

If you are into UHF/VHF communications monitoring then you will want to add a DC440 to your system. This popular decoder has been upgraded with a new communications interface port that is CI-V compatible. Now you can take advantage of the new scanning software that supports tones and codes. If you are using an R7100 or R7000 receiver then the DC440 will connect to either the CT17 or CX12 RS-232C Converter for single serial port use.

- Simultaneous off the air detection of 50 CTCSS tones, 106 DCS codes and 16 DTMF characters
- Six measurement modes for maximum flexibility
- Scrollable ten character display of up to 127 stored DTMF characters
- Convenient front panel controls for Power, Mode and Recall

**The DC440 with CI-V Interface.....\$259.**  
NiCad 44 (Optional Internal NiCad battery pack).....\$ 39.

## CX12 CI-V to RS-232C Interface Converter



Low cost converter for CI-V logic level data to RS-232C for connection to a Personal Computer serial port. The CX12 is fully equivalent to the Icom CT-17 converter.

The CX12 is an accessory for the Optoelectronics DC440 and Model 25 Scout. Price: \$89.

CIRCLE 43 ON FREE INFORMATION CARD



1-800-327-5912

Fax 305-771-2052

## Optoelectronics, Inc.

305-771-2050 • 5821 NE 14 Avenue, Ft Lauderdale, FL 33334  
Visa, Master Card, C.O.D., Cash or Money Order. Shipping Charges Additional.

All specifications & prices are subject to change without notice or obligation.