



**There are copies and then there are originals.** Only Fluke meters – the original and most copied DMMs in the world – deliver the safety, quality and value they promise. They're built tough enough to achieve C.S.A. and U.L. listings, not to mention the considerable on-the-job punishment they endure. Each meter is loaded with features, of course. But those features are also designed to work together intelligently, so your job is easier. Faster. And safer.

If you're going to spend your hard-earned money on a multimeter, why buy an inferior copy when you can own an original? See Fluke's full line of handheld meters and accessories at your local distributor; or call 1-800-87 FLUKE for the name and number.

O R I G I N A L S



**FLUKE**®

© Copyright 1993 John Fluke Mfg. Co., Inc. P.O. Box 9090 M/S 250E Everett, WA 98206 U.S.: 206-356-5400  
Canada: 416-890-7600 Other Countries: 206-356-5500 All rights reserved. Ad no. 00381

CIRCLE 153 ON FREE INFORMATION CARD

[www.americanradiohistory.com](http://www.americanradiohistory.com)

# Popular Electronics®

THE MAGAZINE FOR THE ELECTRONICS ACTIVIST!

## CONSTRUCTION ARTICLES

<b>BUILD A PORTABLE BAROMETER</b> .....	Anthony J. Caristi	31
<i>Be your own weather forecaster with this easy-to-build digital instrument</i>		
<b>BUILD AN ANEMOMETER</b> .....	Bob Simcox	37
<i>Add this wind-speed measuring device to your weather-forecasting arsenal</i>		
<b>BUILD A RELATIVE-HUMIDITY GAUGE</b> .....	Anthony J. Caristi	62
<i>Know the humidity at a glance with this digital device</i>		

## FEATURE ARTICLES

<b>THE SMART VEHICLES ARE HERE</b> .....	Bill Siuru	41
<i>Obstacle and collision warning systems herald the start of a new automotive age</i>		
<b>THE ROBIX ROBOTICS CONSTRUCTION SYSTEM</b> .....	Marc Spiwak	46
<i>A great learning tool that's lots of fun to build and use</i>		
<b>THE POPULAR ELECTRONICS 1993 ANNUAL INDEX</b> .....		88

## PRODUCT REVIEWS

<b>HANDS-ON REPORT</b> .....		17
<i>B + K Precision DC power supply</i>		
<b>PRODUCT TEST REPORT</b> .....	Len Feldman	18
<i>AudioSource surround-sound processor</i>		
<b>GIZMO</b> .....		49
<i>Including: Fisher 24-disc CD changer, Multi-Link voice/fax/modem call processor, MindMaster TV-time monitor, and lots more</i>		

## COLUMNS

<b>THINK TANK</b> .....	John Yacono	22
<i>On displays</i>		
<b>ANTIQUÉ RADIO</b> .....	Marc Ellis	67
<i>Crystal-set lore</i>		
<b>COMPUTER BITS</b> .....	Jeff Holtzman	70
<i>Shred your manuals</i>		
<b>CIRCUIT CIRCUS</b> .....	Charles D. Rakes	72
<i>555 astable round-up</i>		
<b>DX LISTENING</b> .....	Don Jensen	76
<i>E.C.S.S.</i>		
<b>HAM RADIO</b> .....	Joseph J. Carr	84
<i>Operating in the low bands</i>		
<b>SCANNER SCENE</b> .....	Marc Saxon	86
<i>High-level handles</i>		

## DEPARTMENTS

<b>EDITORIAL</b> .....	Carl Laron	2
<b>LETTERS</b> .....		4
<b>ELECTRONIC LIBRARY</b> .....		6
<b>NEW PRODUCTS</b> .....		12
<b>ELECTRONICS MARKET PLACE</b> .....		81
<b>POPULAR ELECTRONICS MARKET CENTER</b> .....		95
<b>ADVERTISER'S INDEX</b> .....		126
<b>FREE INFORMATION CARD</b> .....		127

Popular Electronics (ISSN 1042-170X) Published monthly by Gernsback Publications, Inc., 500-B B-County Boulevard, Farmingdale, NY 11735. Second-Class postage paid at Farmingdale, NY and at additional mailing offices. One-year, twelve issues, subscription rate U.S. and possessions \$21.95, Canada \$28.94 (includes G.S.T. Canadian Goods and Services Tax Registration No. R125166280), all other countries \$29.45. Subscription orders payable in U.S. funds only. International Postal Money Order, or check drawn on a U.S. bank. U.S. single copy price \$3.50. © 1993 by Gernsback Publications, Inc. All rights reserved. Hands-on Electronics and Gizmo trademarks are registered in U.S. and Canada by Gernsback Publications, Inc. Popular Electronics trademark is registered in U.S. and Canada by Electronics Technology Today, Inc. and is licensed to Gernsback Publications, Inc. Printed in U.S.A.

Postmaster: Please send address changes to Popular Electronics, Subscription Dept., P.O. Box 339, Mount Morris, IL 61054-9932.

A stamped self-addressed envelope must accompany all submitted manuscripts and/or artwork or photographs if their return is desired should they be rejected. We disclaim any responsibility for the loss or damage of manuscripts and/or artwork or photographs while in our possession or otherwise.

As a service to readers, Popular Electronics publishes available plans or information relating to newsworthy products, techniques, and scientific and technological developments. Because of possible variances in the quality and condition of materials and workmanship used by readers, Popular Electronics disclaims any responsibility for the safe and proper functioning of reader-built projects based upon or from plans or information published in this magazine.



**Larry Steckler**

*EHF, CET*

*Editor-In-Chief and Publisher*

## EDITORIAL DEPARTMENT

**Carl Laron**

*Editor*

**Robert A. Young**

*Associate Editor*

**John J. Yacono**

*Associate Editor*

**Byron G. Wels, K2AVB**

*Associate Editor*

**Teri Scaduto**

*Assistant Editor*

**Evelyn Rose**

*Editorial Assistant*

**Marc Spiwak**

*Editorial Associate*

**Joseph J. Carr, K4IPV**

**Marc Ellis**

**Len Feldman**

**Jeffrey K. Holtzman**

**Don Jensen**

**Charles D. Rakes**

**Marc Saxon**

*Contributing Editors*

## PRODUCTION DEPARTMENT

**Ruby M. Yee**

*Production Director*

**Karen S. Brown**

*Production Manager*

**Kathy Campbell**

*Production Assistant*

**Lisa Rachowitz**

*Editorial Production*

## ART DEPARTMENT

**Andre Duzant**

*Art Director*

**Injae Lee**

*Illustrator*

**Russell C. Truelson**

*Illustrator*

**Jacqueline P. Cheeseboro**

*Circulation Director*

**Michele Torlillo**

*P-E Bookstore*

## BUSINESS AND EDITORIAL OFFICES

Gernsback Publications, Inc.

500-B Bi-County Blvd.

Farmingdale, NY 11735

1-516-293-3000

Fax: 1-516-293-3115

President: **Larry Steckler**

**Subscription**

**Customer Service/Order Entry**

1-800-827-0383

7:30 AM - 8:30 PM EST

Advertising Sales offices listed on page 96

Cover Photography by Martha McBride/

Unicorn Stock Photos

Composition by

Mates Graphics



Since some of the equipment and circuitry described in POPULAR ELECTRONICS may relate to or be covered by U.S. patents, POPULAR ELECTRONICS disclaims any liability for the infringement of such patents by the making, using, or selling of any such equipment or circuitry, and suggests that anyone interested in such projects consult a patent attorney.

## GETTING A BACKBONE

Some of you may have noticed something different about this month's issue of **Popular Electronics**. We've done a little reorganizing; moving around Gizmo, some other monthly columns and features, and our Market Center advertising section. But even more important, we've grown a backbone!

The change is one that readers have been requesting for a long time. For one thing, adding a book-like spine to **Popular Electronics** makes storing and finding issues a lot easier. Just a glance at the spine will tell you the month and year of the magazine; no more pulling scads of magazines off the shelf to look for the particular issue you need.

Unfortunately, adding a spine wasn't practical until recently. Now, because of the increased size of **Popular Electronics**, we've been able to change to a binding technique known as "perfect binding," which gives the magazine its new look.

In publishing, like electronics, the only constant is change. The changes we've made in **Popular Electronics** are subtle, and we think for the better. Of course, you, our readers, are the final judge of that. Let us know what you think!

Carl Laron  
Editor



# Take this GIANT CIRCUIT LIBRARY for only \$9.95

when you join the *Electronics Engineers' Book Club*®

## THE ENCYCLOPEDIA OF ELECTRONIC CIRCUITS —Vols. 1, 2 & 3 by Rudolf F. Graf

*Hundreds of circuit ideas alphabetically arranged — from Alarm circuits to Zero crossing detector circuits!*

*"... includes schematics for the latest electronics circuits from industry leaders ..."*

*—Popular Electronics*

Turn to this comprehensive circuit library for hundreds of project ideas . . . valuable troubleshooting and repair tips . . . and concise pinout diagrams and schematics. In each volume you'll find more than 700 electronic and integrated circuits and 100+ circuit categories right at your fingertips to give you ideas you can use on the job or at your workbench.



2,344 total pages 3,490 total illustrations

**Book No. 5489C Hardcover**

If coupon is missing, write to: Electronics Engineers' Book Club, Blue Ridge Summit, PA 17294-0860

### As a member of the Electronics Engineers' Book Club . . .

. . . you'll enjoy receiving Club bulletins every 3-4 weeks containing exciting offers on the latest books in the field at savings of up to 50% off of regular publishers' prices. If you want the Main Selection do nothing and it will be shipped automatically. If you want another book, or no book at all, simply return the reply form to us by the date specified. You'll have at least 10 days to decide. And you'll be eligible for *FREE BOOKS* through the Bonus Book Plan. Your only obligation is to purchase 3 more books during the next 2 years, after which you may cancel your membership at any time.

Publisher's price shown. ©1993 EEBC

### **ELECTRONICS ENGINEERS'** BOOK CLUB

Blue Ridge Summit, PA 17294-0860

**YES!** Please send me *The Encyclopedia of Electronic Circuits—Vols. 1, 2 & 3* (5489C), billing me \$9.95 plus shipping/handling & tax. Enroll me as a member of the **Electronics Engineers' Book Club** according to the terms outlined in this ad. If not satisfied, I may return the book within 10 days and have my membership cancelled.

Name \_\_\_\_\_  
 Address \_\_\_\_\_  
 City \_\_\_\_\_  
 State \_\_\_\_\_  
 Zip \_\_\_\_\_ Phone \_\_\_\_\_

Valid for new members only, subject to acceptance by EEBC. Canada *must* remit in U.S. funds drawn on U.S. banks. Applicants outside the U.S. and Canada will receive special ordering instructions. A shipping/handling charge & sales tax will be added to all orders. PPIF194

## METRIC MADNESS

In answer to Roger Gilbertson's request for what hobbyists think about his beloved metric scope (*Letters, Popular Electronics*, October 1993), I would suggest that he devote his considerable energy toward some worthwhile cause. Spotted owls, perhaps, or we have some endangered crickets here in Oklahoma that he could champion.

Three main arguments are used to promote the change to the metric system. (1) The rest of the world uses it, so we should, too. (2) We can sell our products to the rest of the world more successfully if they were made with metric measurements. (3) The metric system uses different terms for force and mass, whereas the English system uses the same term, the pound.

Much of the world is starving, and a good deal of the rest is busy killing one another, so I don't see why we should work so hard to be like them. In fact, it's darn nice to be unique and different. Reason two is an obvious fiction mouthed by a surprising number of educated people who are either mendacious or stupid. Did building metrically dimensioned cameras, motorcycles, and cars hamper the Germans or Japanese from selling their products in the U.S.? If you build a quality product, it could be dimensioned in cubits for all the user cares. Further, there has never been anything to keep anyone in the U.S. from using the metric system, or any other system, whenever it benefits them. I hope we can keep it that way.

As far as reason three is concerned: yes. So what?

And, yes, I like the English system. It's got history, character, and class. It works, and it wasn't invented by the French.

This is not to suggest that the metric system won't take over, what with Big Brother and the schools behind it. I consider it a decided issue, but, as you might surmise, am in no hurry for it. I can handle the metric system when I run across it, but I think the shift to metric is a stupid waste of effort and money. But

what else is new with our government?

H.C.D.

Tulsa, OK

## A MEMORABLE MOTOROLA

The October issue of *Popular Electronics* is exceptionally well done, seamlessly interfacing with the quality of information and entertainment in the *Popular Electronics* of many years ago.

I am a computer-literate person, so I enjoy those sections also. I was commercially assembly-language programming a 16-bit mini computer when your first "computer" issue hit the stands. Sometimes your material duplicates that in the computer-industry publications that I receive, but just as often, *Popular Electronics* authors include some unique information or a different perspective.

In response to the October *Antique Radio* column, I have had the pleasure of operating several fine Motorola products over the years. In my eyes, their business succeeds because of the exceptional quality of their products.

My prize Motorola today is an R-174 Korean War-era military shortwave receiver. A friend of mine built a "battery eliminator" for it. I am amazed at the performance.

The circuit uses ultra-miniature vacuum tubes. Compared to any other tube (and many solid-state) receiver that I have used, the Motorola is incredibly sensitive and selective. Even in today's crowded bands, the Motorola does well through its entire 1.5–18.0-MHz frequency range. It even has a BFO for sidebanders.

The other big surprise for me is the rapidity with which this circuit warms up—almost as quickly as a transistor set. And there is no perceptible heat buildup! I picked the set up for little money from an ad in the

# LETTERS

*Popular Electronics* classified section.

K.F.

Santa Barbara, CA

## HAVES & NEEDS

Help! I need the schematic for a Sharp stereo tape deck, Model RT-1165. I will be happy to pay all costs. Thanks.

DON GAGNON, KB7WGM

HCR-579-B

Payson, AZ 85541

I have a Tektronix model 7623 storage scope and I need the user's manual to operate the storage functions. I do have the repair and maintenance manual and would gladly exchange photocopies with anyone who has the operator's manual.

I've been a *Popular Electronics* reader since the early 1960's and would like to compliment your fine magazine—especially since you have dropped the emphasis on computers.

JEROME KNAPP

13180 McKanna

Minooka, IL 60447

I am looking for the electronic Scrabble game made some years ago by the Coleco-Serchow Co. I recently purchased the circuit board from All-Electronics Co. (a friendly, efficient company with a lot of goodies at very competitive prices), but they do not have any information on it. I tried writing to the current owner of the "Scrabble" name (Milton Bradley), but they have no information either.

The board I have is working but it is difficult to figure out exactly how this version was meant to be played. There are also a couple of wires with clips on the ends attached to the circuit board that have no readily apparent function. If any of your readers are familiar with this game and how the board was connected, I would appreciate a copy of the information. I will reimburse them for the cost

of copying and postage.

RICHARD FLAWS

209 Douglass Way

Bolingbrook, IL 60440

I have a pair of prototype assembly boards made by E.L. Instruments of Derby, CT: an OA-2 op-amp designer, and a Digi Designer. Both include, in addition to the breadboard assemblies, power supplies, various waveform generators, and input/output terminals. They've been very useful to me over the years, but have seen better days and need some repairs and updates. E.L. Instruments no longer seems to be in business, and I'm hoping that someone else who has these boards might have the schematics/manuals for either or both. I would gladly pay for copying costs and other expenses.

GENE WARNER

522 Weiman Street

Ridgecrest, CA 93555

I need a schematic diagram and PC-board layout for a Westminster model No. 1428 AM/FM/CB 1–40 channel/SW1/SW2 412-MHz/Aircraft/PB 108–174-MHz five-band portable radio. If any of your readers have those items, or the manufacturer's address, and perhaps a copy of the owner's manual, I would gladly reimburse them for any printing and postage costs. Thank you.

KEITH TONN

P.O. Box 103

222 Elm Drive

Coleman, WI 54112

I recently bought a TEC-1802 board at a surplus store. Now I'm trying to find the operator's manual and schematic for it. The TEC-1802 was made by Tektron Equipment Corp.

I would appreciate hearing from anyone who can help. Thanks in advance.

A. BOISVERT

1748 Meadowview Ave.

Pickering, Ontario

Canada, L1V 3G8



# There's Big Profits In Electronics If you have the Proper Training

Foley-Belsaw can give you that training. Training that will provide high income potential in the 90's and on into the twenty-first century. The right training can give you the potential for a bright, economically, rewarding and fascinating future. You can take control of your future by choosing one of these highly profitable career fields. Our experience proves when you're in a field you're interested in you'll earn more and advance farther than you ever will in a field where you lack interest.

If you're unhappy with your present job, not satisfied with your income, or if you feel you can't reach your full potential, now is the time to act. There is no obligation to get a free Career Kit from Foley-Belsaw. Just check the coupon - mail it to us - we'll send your Career Kit free.

## VCR Repair

VCR Technicians report earning \$80.00 and more per hour. That's because this career field lacks the qualified technicians to handle the demand. We use the Viejo Method by Foley-Belsaw to quickly teach you VCR Repair without all the unnecessary basic electronics. The Viejo Method has been proven best right in the VCR repair shop.

The vast majority of VCR repairs are mechanical or electromechanical. You learn these simple repairs first so you start earning right away. These basic repairs become the foundation on which you build your career.

## Personal Computer Repair

If you have used a computer or are interested in how computers work you've probably got what it takes to become a computer repair specialist. This field continues to grow as personal computers are being used in almost every office and many homes.

You can cash in on this big demand quickly when you learn personal computer repair by the Foley-Belsaw method. This quick learning method teaches you the basics of computer repair so you start earning quickly as you continue to learn more complicated procedures. In a short time you'll be earning \$80, \$100 or more an hour.

## Other Career Opportunities

Beside VCR and Computer Repair Foley-Belsaw can offer you specialized training in other high paying electronic fields. These courses all provide the knowledge you need to start a business of your own. A business where you're the boss. A business that provides both financial and personal security.

Foley-Belsaw can also provide you with nationally acclaimed training in several high paying mechanical career fields. Just check the coupon for your area of interest. We'll rush you a free career kit with all the exciting details.

## FREE Kit

For a free information kit in one of these high paying career fields, contact:



Foley-Belsaw Institute  
6301 Equitable Road  
Kansas City, MO 64120

Since 1926



**VCR Technician**



**Computer Technician**



Since 1926

Foley-Belsaw Institute, 6301 Equitable Road  
Kansas City, MO 64120

**Check One Box Only, Please.**

### Electronic Courses

- VCR Repair, Dept. 62108
- Computer Repair, Dept. 64023
- Basic Digital Electronics, Dept. 69020
- Fax Machine Repair, Dept. 67020
- Printer Repair, Dept. 68020
- Camcorder Repair, Dept. 66020

### Mechanical Courses

- Locksmithing, Dept. 12397
- Small Engine Repair, Dept. 52334
- Saw and Tool Maintenance, Dept. 21290
- Upholstery, Dept. 80915
- Woodworking, Dept. 43250

Name \_\_\_\_\_

Address \_\_\_\_\_

City \_\_\_\_\_

State \_\_\_\_\_ Zip \_\_\_\_\_

CIRCLE 154 ON FREE INFORMATION CARD


www.americanradiohistory.com



# ELECTRONICS LIBRARY

## How to Test Almost Everything Electronic Third Edition

by Delton T. Horn



Electronic testing requires specialized equipment, and this book explores the entire spectrum of test gear: multimeters, oscilloscopes, signal generators, logic probes, voltmeters, and ohmmeters, to name but a few. It explains what each instrument can and cannot do, and how to use it properly. Just as important, the book explains how to analyze and interpret the

measurements you've made. That requires an understanding not only of the test gear, but also of the circuits being tested.

To that end, the book details a wide variety of actual tests, including voltage and current checks, digital-circuit testing, and television-circuit troubleshooting. In addition, the book covers signal tracing and alignment tests, locating specific components that have gone

bad, and the principles of flow-charting and troubleshooting complex systems made up of multiple circuits. Time-saving shortcuts are revealed, as are a number of simple tests that can be made using only a pilot lamp, a neon lamp, or a DC voltmeter. The third edition eliminates some older material on tube circuits, replacing it with expanded information on testing transistor- and IC-based circuitry.


*How to Test Almost Everything Electronic, Third Edition, cost \$14.95 and is published by Tab Books Inc., Blue Ridge Summit, PA 17294-0850; Tel: 1-800-233-1128.*

**CIRCLE 98 ON FREE INFORMATION CARD**

### THE ARRL ANTENNA COMPENDIUM Volume 3

Edited by Gerald L. Hall, K1TD

Forty previously unpublished articles on antennas, transmission lines, computer modeling, and other related subjects appear in this book. Topics range from the practical and straightforward, such as an HF mobile antenna that you can build, to those that emphasize the theory behind some more complex types of antennas, such as off-center-fed multiband wire antennas. Also included are verticals, ground planes, and sloper antennas; miniature, trap, and multiband dipoles; yagis; and loop and quad antennas. The book includes articles on direction finders, ground effects, transmission lines and feed methods, impedance-matching technologies, installations, receiver overload, propagation, and measurements and test equipment. An article on computerized antenna modeling and feed-line calculations is ac-



companied by BASIC program listings; software is available separately on diskette.

*The ARRL Antenna Compendium: Volume 3 costs \$14.00 and is published by The American Radio Relay League, 225 Main Street, Newington, CT 06111; Tel: 203-666-1541; Fax: 203-665-7531.*

**CIRCLE 90 ON FREE INFORMATION CARD**

### A CONCISE USER'S GUIDE TO LOTUS 1-2-3 RELEASE 3.4

by N. Kantaris & P.R.M. Oliver

This small book is intended to help PC users learn to use a three-dimensional Lotus spreadsheet in the shortest and most effective way. Written with existing Lotus users in mind, yet suitable for newcomers to spreadsheets, the book is made up of self-contained tutorials. More experienced readers can simply skip over those sections with which they are already familiar, while beginners might want to read every tutorial in order.

The book explains how to manipulate three-dimensional worksheets and how to link different files together. It shows how to generate and add graphs to a worksheet, edit

them, and then preview and print the worksheet. The book explains how to use the program's Smarticons to make more effective use of time, and how to use the WYSIWYG add-in to produce top-quality screen and printed displays. In addition, it describes how to set up a database-management system; sort and search a database; use the find, extract, and modify commands to query and edit the information held in a database; create, use, and debug macros; and how to create and use customized menus. The self-contained reference book conveniently lists all of the Lotus 1-2-3 Release 3.4 indicators, Smarticons, functions, and macro commands.

*A Concise User's Guide to Lotus 1-2-3 Release 3.4 (order number BP336) is available for \$7.25 plus \$2.50 shipping and handling from Electronics Technology Today Inc., P.O. Box 240, Massapequa Park, NY 11762-0240.*

**CIRCLE 97 ON FREE INFORMATION CARD**

### 1994 CATALOG from Radio Shack

Radio Shack calls its largest catalog ever an "encyclopedia of electronics." Within its close-to-200 pages, are featured more than 75 electronic "Buzz Words," brief definitions of terms. In several product categories, helpful hints for smart shopping also are included, and charts make it easy to make feature-by-feature comparisons of each product offered. A page of money-saving coupons is also included.

The full-color, perfect-bound catalog features more than 3000 performance-tested products that fall into such categories as audio, video, computers, telephones, do-it-yourself, automotive, communications, and home and family. New products include such innovative items as America's first Digital Compact Cassette (DCC) recorder and the Tandy Z-PDA Personal Digital Assistant, as well as the Optimus Professional Series of audio gear, Optimus home-theater

# For your Heart's sake get **PULSE STICK II**

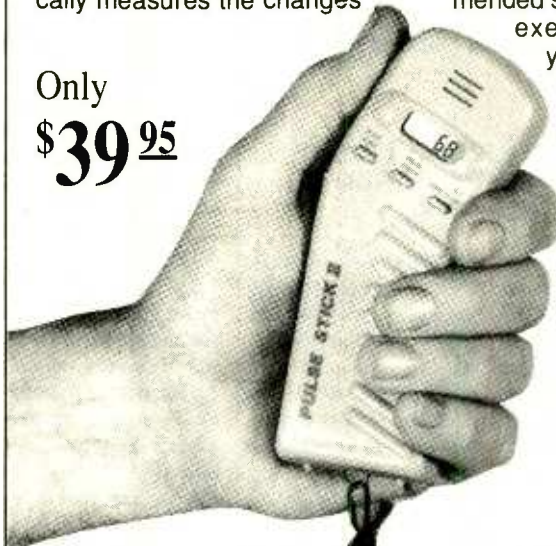
**Y**our very own sophisticated pocket health monitor, PULSE STICK II, checks your pulse rate quickly and accurately anywhere. Regular monitoring of your pulse rate during exercise will enable you to plan an exercise regimen suitable for your stage of fitness. Pulse stick II provides an early warning that you may be exceeding your own capabilities.

PULSE STICK II photoelectrically measures the changes

in the pulsed intensity of infrared radiation emitted by superficial blood vessels below the skin of the thumb. The time intervals between pulses are automatically measured and analogued by the micro-processor based circuitry and displayed in a liquid-crystal display (LCD).

Before attempting any exercise program, consult your doctor. Ask for guidance regarding the recommended safe pulse ranges for your exercise program. Follow your doctor's instructions carefully.

Only  
**\$39<sup>95</sup>**



*Uses three AA dry cells  
supplied with PULSE STICK II*



*Ideal for running, walking and  
aerobic training programs!*

PSII-2

**YES!** Please send me \_\_\_\_\_ PULSE STICK II at \$39.95 each. Price includes shipping and handling charges.

Total amount of order \$ \_\_\_\_\_

Check or Money Order enclosed. Make check payable to **CLAGGK Inc. PULSE STICK II Offer**

Charge my  Visa  MasterCard

Account No. \_\_\_\_\_

Exp. Date \_\_\_\_\_ / \_\_\_\_\_

Credit Card  
Signature \_\_\_\_\_

Print Name \_\_\_\_\_

Address \_\_\_\_\_

City \_\_\_\_\_ State \_\_\_\_\_ Zip \_\_\_\_\_

No telephone orders or C.O.D. Signature required on credit card orders. All prices include postage and handling. Payments in U.S.A. funds only. New York residents must include local applicable sales taxes. No foreign orders.

**Mail orders** to CLAGGK Inc. Pulse Stick II Offer, P.O. Box 4099, Farmingdale, NY 11735.

**FAX orders** to 1-516-293-3115.





equipment, two stereo satellite systems, a mobile CB radio with digital signal processing, and two multimedia personal computers (MPC).

The 1994 Catalog is available for \$2.95 at more than 6600 participating Radio Shack stores nationwide. For more information, contact Radio Shack, 700 One Tandy Center, Fort Worth, TX 76102.

**CIRCLE 91 ON FREE INFORMATION CARD**

## VOODOO WINDOWS: Tips & Tricks With an Attitude

by Kay Yarborough Nelson

Although the appeal of Microsoft Windows, with its intuitive interface and friendly flexibility, is obvious, many Windows manuals obscure the programs attributes with excess information and technical language. This book helps remove the confusion by reducing each Windows function to its simplest ingredients, and limiting those functions to the most accessible, quickest, and easiest. The book demonstrates techniques for teaching your mouse new tricks, customizing Windows for fun and productivity, and avoiding common pitfalls. It provides tips on starting, switching, and exiting Windows; and on copying and pasting. It reveals Program Manager secrets for installation, creating new groups, and multitasking, along with File Manager hints for selecting, moving, copying, and renaming files; deleting files and directories; and using the View menu. The book also covers printing pointers; accessories including Calendar, Calculator, Notepad, Paintbrush, Cardfile,



and Clock; and various ways to customize and optimize Windows.

*Voodoo Windows: Tips & Tricks With an Attitude* costs \$19.95 and is published by Ventana Press, P. O. Box 2468, Chapel Hill, NC 27515; Tel: 919-942-0220; Fax: 919-942-1140.

**CIRCLE 92 ON FREE INFORMATION CARD**

## ISA & EISA THEORY AND OPERATION

by Edward Solari

This successor to, and replacement for, Ed Solari's best-selling *AT Bus Design* covers ISA and EISA buses in a uniform and logical fashion. The just-released Addendum covers EISA EMB (Enhanced Master Burst), also known as Fast EISA, which allows transfers up to 133 Mbytes/second. The first part of each chapter covers the ISA bus. That material is substantially the same as that in the previous book, although in some cases it has been rewritten to achieve consistency with the EISA and EISA EMB buses.

The book creates order out of the numerous combinations of bus cycles, and covers memory-access cycles, DMA transfer cycles, memory refresh, and bus master arbitration cycles for both ISA and EISA buses. The book explains how data sources and destinations of different data widths work with each other, and how byte-swapping affects the bus timing. Common questions about bus timing are also answered.

The author was involved in the design of Intel's EISA inter-

face chip set and was one of the chief authors of the ISA specification developed by the IEEE P996 working group. This book actually clarifies some portions of the EISA specification that are ambiguous or in error. The book replaces both the ISA specification and the EISA specification (which costs \$125), and the Addendum replaces the EMB specification (which costs \$300).

*ISA & EISA Theory and Operation* is available for \$89.95, and the *Addendum* for \$29.50 from Annabooks, 11848 Bernardo Plaza Court, Suite 110, San Diego, CA 92128; Tel: 800-462-1042 or 619-763-0870; Fax: 619-673-1432.

**CIRCLE 93 ON FREE INFORMATION CARD**

## INSIDE YOUR SHORTWAVE RADIO

by Ted Benson, WA6BEJ

Written in a clearly understandable style, this book explains how your shortwave radio works, beginning with radio reception and taking readers through the inner workings of a typical superhet shortwave receiver. It goes beyond the information that is typically in your receiver's manual, expanding upon what the manual leaves unclear, or leaves out altogether. Throughout the book, the emphasis is placed on helping you get the most from your shortwave radio.



The book discusses receiver tuning, passband tuning, and receiver displays. It explains CW, SSB, Fax, and RRTY signals, and shows you how to tune them in. Shortwave accessories are also covered. The book explains phase-locked

loops, IF filters, IF notches, exalted-carrier single sideband, panoramic adaptors, preselectors, antenna tuners, antenna connections, feedlines, and grounds. A wealth of illustrations accompany the text. There is also a handy glossary of receiver terms, and a section that answers many of the most commonly asked questions about shortwave receivers and their use.

*Inside Your Shortwave Radio* is available for \$14.95 plus \$2.00 shipping and handling (\$3.00 outside the U.S.) from Tiare Publications, P. O. Box 493, Lake Geneva, WI 53147.

**CIRCLE 100 ON FREE INFORMATION CARD**

## RIDING THE AIRWAVES WITH ALPHA & ZULU

by John Abbot

If you'd like your children to get their Amateur Radio Novice or No-Code license but couldn't get them to finish reading a license manual, this book could be the answer. Taking a fresh approach to teaching the amateur-radio question pool, it uses a family of "Phonetic" cartoon characters that review every question contained in the pool. Graphics and drawings are used in place of endless pages of text.

Each cartoon episode is one or two pages long and is followed by a mini exam designed to test reader comprehension. Additional teaching tools provided in the book include word searches, crosswords, and other fun puzzles. Each Phonetic character is named after a letter in the Phonetic alphabet, and their bodies are made up of the appropriate Morse code dits and dahs for that letter. Youngsters and adults alike will enjoy following the Phonetics' adventures as they explore and discuss the exciting world of amateur radio.

*Riding the Airwaves with Alpha & Zulu* costs \$14.95 and is published by Artsci Inc., P. O. Box 1428, Burbank, CA 91507; Tel: 818-843-4080; Fax: 818-846-2298.

**CIRCLE 101 ON FREE INFORMATION CARD**



## Introducing a New Era In Technical Training.

World College, an affiliate of the Cleveland Institute of Electronics, was created to provide a four year, independent study, technical degree program to individuals seeking a higher education. The Bachelor of Electronics Engineering Technology Degree, offered by World College, prepares students for high-paying careers in electronics, telecommunications, electrical power, computer and control systems. World College's curriculum is taught in an effective, time-proven, independent study environment. With World College's flexible study schedule, students have the opportunity to work or spend time with their family without having to worry about rigid scheduling residential colleges offer.

## A Quality Education with a Flexible Schedule.

In a world heavily dependent on electronic equipment, people who understand electronics will have no problem putting their knowledge to work... in high-paying careers. The staff and faculty of World College have invested over ten years developing, what we believe to be, the finest independent-study, baccalaureate degree program available. World College's mission is to instill in each student the knowledge, education, and training that employers are seeking for the many technical positions available today. It's a program created to provide the best education and training possible with a flexible schedule to match your busy lifestyle.



World College is currently seeking approval to confer the Bachelor Degree from the Virginia Council of Higher Education.

# Earn A Bachelor of Electronic Engineering Technology Degree from



**WORLD  
COLLEGE**  
*Bringing Technology Home!*

Lake Shores Plaza  
5193 Shore Drive, Suite 113  
Virginia Beach, VA 23455-2500

## Send For Your Free Course Catalog.

Take the first step towards a new start in life. Send for World College's Free Independent Course Catalog today and discover how easy and affordable it is to get started on your Bachelor Degree.

World College is affiliated with



## Complete the Entire Degree Program Under One Roof. Yours!

Only World College offers an independent study, four year technical degree which can be completed through one school. All lab equipment\*, parts, and software are included in your tuition and the program's 300-plus laboratory experiments can be completed in your own home.

## You Pay Only For Time Actually Used.

World College not only provides a means to earn a Bachelor Degree while fulfilling current obligations, but there are no restrictions on how fast you can complete the program. At World College, you pay tuition only for the actual upper-level semesters it takes to graduate. The quicker you complete the program, the less you pay in tuition. It's an effective way to keep you motivated in order to complete the course and move on to a better paying position as quickly as possible.

Currently not available in Ohio.  
\* Student must have access to a personal computer system.

**YES!** Please send me World College's Free Course Catalog detailing the full curriculum.

Name: \_\_\_\_\_

Address: \_\_\_\_\_

Apt: \_\_\_\_\_

City: \_\_\_\_\_

State: \_\_\_\_\_ Zip: \_\_\_\_\_

Phone: ( \_\_\_\_\_ ) \_\_\_\_\_


Age: \_\_\_\_\_

Return to: **WAH04**  
World College  
Lake Shores Plaza  
5193 Shore Drive, Suite 113  
Virginia Beach, VA 23455-2500

## THE MODERN CONVERTER AND FILTER CIRCUIT ENCYCLOPEDIA

by Rudolf F. Graf

This book contains a large assortment of ready-to-use circuits sure to meet the converter and filter needs of engineers, technicians, students, and hobbyists. Representing state-of-the-art technology, the circuits include analog-to-digital and digital-to-analog converters; current-to-voltage and frequency-to-voltage converters; temperature-to-frequency converters; frequency



converters; and band-pass, high-pass, low-pass, notch, noise, and state-variable filters. For easy reference, the circuits are arranged alphabetically by application. Each entry includes a schematic and a brief explanation of how the circuit works. Also included is the original source for each circuit, making it easy for readers to obtain additional information.

*The Modern Converter and Filter Circuit Encyclopedia costs \$12.95 and is published by Tab Books Inc., Blue Ridge Summit, PA 17294-0850; Tel: 800-233-1128.*

**CIRCLE 98 ON FREE INFORMATION CARD**

## THE OFFICIAL AMERICA ONLINE FOR WINDOWS: Membership Kit & Tour Guide

by Tom Lichty

This book-and-diskette package represents an opportunity for Windows users to purchase a complete, Windows-based online package that includes

software and support. The book introduces new members to the full range of America Online's services, which include electronic mail, shopping, travel, stock quotes, conferencing, computer support, news, and hobbies. In addition, it introduces new and current members alike to America Online's new Windows capabilities, including multitasking, support of tiling and cascade features, pull-down menus, tool bars, and more. The tour guide provides step-by-step instructions to help users quickly get online and start exploring. It offers pointers on quickly accessing online files and information, getting free online support for your PC and software, and "meeting" and sharing ideas with people who share your interests. The purchase price of the book includes the diskette and a bonus of ten free hours of online time on the American Online system.

*The Official America Online For Windows Membership Kit & Tour Guide costs \$34.95 and is published by Ventana Press, P. O. Box 2468, Chapel Hill, NC 27515; Tel: 919-942-0220; Fax: 919-942-1140.*

**CIRCLE 89 ON FREE INFORMATION CARD**

## ECG SEMICONDUCTORS INSTANT CROSS MASTER GUIDE FLOPPY DISK PROGRAM

from Philips ECG

The newly expanded version of Philips ECG Semiconductor INSTANT CROSS software now cross references more than 8100 additional industry part numbers. The entire data base from the recently published "Supplement 1 to the ECG212Q Semiconductors Master Replacement Guide" has been merged with that in the original (version 1.0) release of the INSTANT CROSS software for IBM PC's and compatibles. The expanded version contains more than 4000 ECG semiconductors that replace more than 270,000 industry devices. Among the devices added are some 60 modules and IC's used in VCR's TV's, audio, PC's, and

industrial-equipment applications. Functions include voltage regulators, motor drivers, signal processors, decoders, small-signal subsystems, deflection circuits, and electronic attenuators. A number of transistors, rectifiers, and diodes have also been added.

The enlarged program also features a complete ECG Product Index file that can be selected from the main menu. Entering an ECG part number will display that number and the following numbers plus device description and case style. It is also possible to scroll through the Index file.

*The ECG INSTANT CROSS Semiconductor Master Guide software is available through authorized Philips ECG distributors; Philips ECG, 1025 Westminster Drive, Williamsport, PA 17701; Tel: 800-526-9354.*


**CIRCLE 88 ON FREE INFORMATION CARD**

## THE ELECTRICITY BOOK:

### The Junior Technician's Discovery Guide to How Electricity Works

by Gene McWhorter

This book aims to "spark" the young reader's imagination and interest in electricity—for a hobby, a science-fair project, or even a future career in electrical engineering. With easy-to-read text and clearly illustrated ex-



amples, the book guides junior-high and older students through the principles of electricity. Topics covered include atoms, protons, electrons, and neutrons and how their charges attract or repel one another;

motor action and how it is produced; voltage, current, and resistance; and magnetic fields. Each chapter includes applications for various projects and experiments, and ends with a self-test for what the student has learned about electricity. Bold two-color graphics are used in the book and are designed to hold a the young reader's interest.

*The Electricity Book costs \$14.95 and is published by Prompt Publications, Howard W. Sams & Company, 2645 Waterfront Parkway, East Dr., Indianapolis, IN 46214; Tel: 317-298-5710; Fax: 317-298-5604.*

**CIRCLE 87 ON FREE INFORMATION CARD**

## OPERATING AN AMATEUR RADIO STATION

from the American Radio Relay League

This booklet shows new hams—those who have just passed their Novice (or higher class) Amateur Radio exam—how to jump right in and get started. The booklet answers common questions asked by beginners, including how to decide what equipment to buy, how to choose an antenna, what are the proper operating procedures, and what to say to your first contact. It explains the four cornerstones of successful operating—knowledge, skill, dedication, and courtesy—and then goes on to impart knowledge, help readers hone their skills, inspire dedication, and teach the principles of courtesy and helpfulness that are so important to the amateur-radio hobby. The booklet also provides advice and information about joining clubs, getting technical advice, and sending messages or checking into a packet-radio bulletin board. Finally, it tells about the various awards and operating events.


*Operating an Amateur Radio Station costs \$2.00 and is published by The American Radio Relay League, 225 Main Street, Newington, CT 06111; Tel: 203-666-1541; Fax: 203-665-7531.*

**CIRCLE 86 ON FREE INFORMATION CARD**



# Electronic Paperbacks at Special Prices


**BP325—A CONCISE USER'S GUIDE TO WINDOWS 3.1 . . . \$7.95.** Come to grips with Windows 3.1 in the shortest and most effective way. Learn how to manipulate Windows screens and DOS by Windows graphics interface. Master its word processor, Paintbrush and data base along with Notepad, Macro Recorder, PIF Editor, and Calculator.



**BP311—AN INTRODUCTION TO SCANNERS AND SCANNING . . . \$7.95.** Radio scanners have opened a realm of exciting radio listening. Understand radio wave propagation, types of transmissions, antennas, band assignments—the straight dope on what to hear and where to hear it! Comes complete with index, glossary of important terminology.



**BP287—A REFERENCE GUIDE TO PRACTICAL ELECTRONICS TERMS . . . \$8.95.** More than just a dictionary of practical electronics terms, the book goes a step further in getting down to fundamentals. A reference volume that can be read casually by a reader seeking knowledge.



**BP248—TEST EQUIPMENT CONSTRUCTION . . . \$5.95.** Details construction of simple, inexpensive, but extremely useful test equipment. AF Gen, Test Bench Ampl, Audio Millivoltmeter, Transistor Tester and six more.



**BP267—HOW TO USE OSCILLOSCOPES AND OTHER TEST EQUIPMENT . . . \$6.95.** Mastering the oscilloscope is not really too difficult. This book explains all the standard controls and functions. Other equipment is also described.



**BP265—MORE ADVANCED USES OF THE MULTIMETER . . . \$5.95.** Use these techniques to test and analyze the performance of a variety of components. Also see how to build add-ons to extend multi-meter capabilities.



**BP256—INTRO TO LOUDSPEAKERS AND ENCLOSURE DESIGN . . . \$5.95.** We explore the variety of enclosure and speaker designs in use today so the reader can understand the principles involved.

**BP298—A CONCISE INTRODUCTION TO THE MACINTOSH SYSTEM AND FINDER . . . \$6.25.** If you have one of the popular Macintosh range of computers, this book is designed to help you get the most from it. Although the Mac's WIMP user interface is designed to be easy to use, much of it only becomes clear when it is explained in simple terms. All Macintosh computers are covered including the new "Classic" range.



**BP299—PRACTICAL ELECTRONIC FILTERS . . . \$6.95.** Presents a dozen filter-based practical projects with applications in and around the home or in the constructor's workshop. Complete construction details are included.



**BP249—MORE ADVANCED TEST EQUIPMENT CONSTRUCTION . . . \$6.95.** Eleven more test equipment construction projects. They include a digital voltmeter, capacitance meter, current tracer, etc.



Digital Audio Projects




**BP245—DIGITAL AUDIO PROJECTS . . . \$5.95.** Practical circuits to build and experiment with. Includes A/D converter, input amplifier, digital delay line, compander, echo effect and more.



**BP247—MORE ADVANCED MIDI PROJECTS . . . \$5.95.** Circuits included are a MIDI indicator, THRU box, merge unit, code generator, pedal, programmer, channelizer, and analyzer.



**BP257—INTRO TO AMATEUR RADIO . . . \$6.95.** Amateur Radio is a unique and fascinating hobby. This book gives the newcomer a comprehensive and easy to understand guide to the subject.



**BP309—PREAMPLIFIER AND FILTER CIRCUITS . . . \$6.95.** Provides circuits and background info for a range of preamplifiers, plus tone controls, filters, mixers and more. All are high-performance circuits that can be built at a reasonable cost.

**BP303—UNDERSTANDING PC SOFTWARE . . . \$6.95.** This book will help you understand the basics of various types of business software in common use. Types of software covered include word processors, spelling checkers, graphics programs, desktop publishing, databases, spreadsheets and utilities.



**BP251—COMPUTER HOBBYISTS HANDBOOK . . . \$8.95.** A wrap-up of everything the computer hobbyist needs to know in one easy to use volume. Provides a range of useful reference material in a single source.



**PCP115—ELECTRONIC PROJECTS FOR HOME SECURITY . . . \$10.00.** 25 projects ranging from a single-door protection circuit that can be completed in an hour or two, to a sophisticated multi-channel security system. Each project is described in detail with circuit diagrams, explanations of how it works, instructions for building and testing, and how to adapt circuits to meet special requirements.



**BP190—ADVANCED ELECTRONIC SECURITY PROJECTS . . . \$5.95.** Includes a passive infra-red detector, a fiber-optic loop alarm, computer-based alarms and an unusual form of ultrasonic intruder detector.

**BP235—POWER SELECTOR GUIDE . . . \$10.00** Complete guide to semiconductor power devices. More than 1000 power handling devices are included. They are tabulated in alpha-numeric sequence, by technical specs Includes power diodes, Thyristors, Triacs, Power Transistors and FET's.

**BP234—TRANSISTOR SELECTOR GUIDE . . . \$10.00.** Companion volume to BP235. Book covers more than 1400 JEDEC, JIS, and brand-specific devices. Also contains listing by case type, and electronic parameters. Includes Darlingtons transistors, high-voltage devices, high-current devices, high power devices.

**BP117—PRACTICAL ELECTRONIC BUILDING BLOCKS—Book 1 . . . \$5.75.** Oscillators, Timers, Noise Generators, Rectifiers, Comparators, Triggers and more.

**BP195—INTRODUCTION TO SATELLITE TV . . . \$9.95.** A definitive introduction to the subject written for the professional engineer, electronics enthusiast, or others who want to know more before they buy. 8 x 10 in.

**BP179—ELECTRONIC CIRCUITS FOR THE COMPUTER CONTROL OF ROBOTS . . . \$7.50.** Data and circuits for interfacing the computer to the robot's motors and sensors

**BP239—GETTING THE MOST FROM YOUR MULTIMETER . . . \$5.95.** Covers basics of analog and digital meters. Methods of component testing includes transistors, thyristors, resistors, capacitors and other active and passive devices.

**BP97—IC PROJECTS FOR BEGINNERS . . . \$5.50.** Power supplies, radio and audio circuits, oscillators, timers, switches, and more. If you can use a soldering iron you can build these devices.

**RADIO—100 RADIO HOOKUPS . . . \$3.00.** Reprint of 1924 booklet presents radio circuits of the era including regenerative, neutrodyne, reflex & more.

**BP42—SIMPLE LED CIRCUITS . . . \$5.50.** A large selection of simple applications for this simple electronic component.

**BP122—AUDIO AMPLIFIER CONSTRUCTION . . . \$5.75.** Construction details for preamps and power amplifiers up through a 100-watt DC-coupled FET amplifier.

**BP92—CRYSTAL SET CONSTRUCTION . . . \$5.50.** Everything you need to know about building crystal radio receivers.

**BP255—INTERNATIONAL RADIO STATIONS GUIDE . . . \$7.95.** Provides the casual listener, amateur radio DXer and the professional radio monitor with an essential reference work designed to guide him or her around the more than ever complex radio bands.

## CHECK OFF THE BOOKS YOU WANT

**ELECTRONIC TECHNOLOGY TODAY INC.**  
P.O. Box 240, Massapequa Park, NY 11762-0240

Name \_\_\_\_\_  
Address \_\_\_\_\_  
City \_\_\_\_\_ State \_\_\_\_\_ Zip \_\_\_\_\_

PE194

### SHIPPING CHARGES IN USA AND CANADA

\$0.01 to \$5.00 . . . . .	\$1.50
\$5.01 to \$10.00 . . . . .	\$2.50
\$10.01 to 20.00 . . . . .	\$3.50
\$20.01 to 30.00 . . . . .	\$4.50
\$30.01 to 40.00 . . . . .	\$5.50
\$40.01 to 50.00 . . . . .	\$6.50
\$50.01 and above . . . . .	\$8.00

**SORRY** No orders accepted outside of USA & Canada

Total price of merchandise . . . \$ \_\_\_\_\_  
Shipping (see chart at left) . . . \$ \_\_\_\_\_  
Subtotal . . . . . \$ \_\_\_\_\_  
Sales Tax (NY State only) . . . \$ \_\_\_\_\_  
Total Enclosed . . . . . \$ \_\_\_\_\_

All payments must be in U.S. funds

Number of books ordered



# NEW PRODUCTS

## Digital Special-Effects Generator

Although it is targeted primarily at the semi-professional "prosumer" market, small production facilities and home-video enthusiasts can use Sony's XV-D1000 digital special-effects generator to obtain professional-like results. The easy-to-use component lets you combine multiple video and audio sources, create dramatic scene transitions, add spectacular video effects, and quickly program effects sequences. Designed to



work with professional editing decks, the effects generator features VISCS and GPI interfaces for use with computerized editing systems, three A/V inputs and two A/V outputs for multiple-source editing and post-production effects sessions, and an S-Video input/output.

The XV-D1000 features a digital frame synchronizer for precise combination of two distinct video sources, a double-frame memory for high-resolution images, and 77 different wipe patterns. It allows you to size and insert one image into another, fade to white or black, zoom in on a particular area, divide the screen into nine picture areas, stop the action at successive points and display each point in a nine-image matrix, and freeze the full-screen image without ghosting or tracking lines. A ten-program

memory lets you store effects that later can be automatically inserted while editing or watching tapes. Picture quality is retained thanks to the unit's double-frame memory, digital Y/C separation, and video noise reduction.

The XV-D1000 digital special-effects generator has a suggested retail price of \$2600. For more information, contact Sony Electronics Inc., One Sony Drive, Park Ridge, NJ 07656.  
**CIRCLE 103 ON FREE INFORMATION CARD**

## NINE-RANGE BATTERY TESTER

A compact battery tester from L-com, the DX20BT, accepts any standard carbon-zinc, alkaline, mercury, silver-oxide, lithium, or nickel-cadmium battery. When the selector switch is set to the desired battery type, the meter will provide a true test of its condition with an actual load imposed. Test results are shown on three colored meter scales for regular, lithium, and nickel-cadmium cells.

The DX20BT features permanent, built-in test leads to prevent signal loss. A special




adjustable clamp holds all types of button cells, making the test fast and simple. Dual contact buttons on the top panel accept 9-volt batteries, eliminating the need for test leads in 9-volt tests. The tester also features a "neg" contact button to test any size single cell, so that only the red test lead is required for those tests. The case is elevated for easy reading.

The DX20BT nine-range battery tester costs \$18.50 in single units; quantity discounts are available. For further information, contact L-com, Inc., 1755 Osgood Street, North Andover, MA 01845; Tel: 800-343-1455 or 508-682-6936; Fax: 508-689-9484.

**CIRCLE 104 ON FREE INFORMATION CARD**

## DSP-PROTOTYPING DAUGHTER BOARD

Answering the need for a wire-wrapping board that can be used in the development of DSP hardware, Wintriss Engineering offers a prototyping daughter board that mounts to their 8- and 16-bit PC-based Turbo 320 DSP development boards, which are based on the industry-standard T1 TMS320C30 floating-point digital processor. The four-layer, 3.75 x 13-inch, 0.090-inch-thick daughter board has VCC and ground planes, as well as 1500 plated through holes and two additional power busses. The



board mounts via two 96-pin DIN connectors and has a wire-wrap area incorporating fully labeled TMS320C30 signals. The Turbo boards plug into an IBM-compatible PC/AT 8- or 16-bit bus.

The prototyping daughter board costs \$142; Turbo 320 prices start at \$995. For additional information, contact Wintriss Engineering Corporation, 6342 Ferris Square, San Diego, CA 92121-3244; Tel: 800-733-8089.

**CIRCLE 105 ON FREE INFORMATION CARD**

## FOUR-HEAD HI-FI VCR

Aiwa is positioning its *HV-FX1000* VHS hi-fi videocassette recorder as an A/V-system source unit. The VCR features MTS stereo and VHS hi-fi circuitry for realistic sound reproduction. HQ circuitry delivers high-quality video, and an automatic head-cleaning system maintains that quality despite heavy use.

Convenience features include a bi-lingual (English/Spanish)




on-screen display, front-panel inputs for easy connection of a camcorder, a VHS Index Search System (VISS) that makes it easy to mark and then locate specific portions of a recording, frame advance, picture search, and a full-function remote control. Other features include digital auto-tracking, 181-channel synthesized tuner, and an eight-program/one-year timer.

The *HV-FX1000* VCR has a suggested retail price of \$450. For additional information, contact Aiwa America Inc., 200 Corporate Drive, Mahwah, NJ 07430; Tel: 201-512-3600.

**CIRCLE 106 ON FREE INFORMATION CARD**

## PC-BASED CALLER ID

Most products designed to provide security against intrusion into telecommunications equipment automatically answer incoming calls and wait for the caller to enter an access code or password. Such systems are easily thwarted by hackers and inconvenient for authorized users. According to *Pewee Valley Innovations*, however, their *PC Receptionist*, a PC-based Caller ID accessory, eliminates any chance for a hacker to gain access to the system, while allowing the user to completely block calls from unauthorized, "privatized," or unknown numbers, or to pass only calls from



particular numbers. The device is transparent to outgoing calls.

The *PC Receptionist* uses Caller ID to determine whether to pass or block the ring signal. When a call comes in, foreground computer activity is temporarily suspended and a display pops up on the screen, showing the phone number of the caller and, if previously entered into the system, the caller's name. The user can enter a one-line memo regarding the call. Previous consumer activity is restored with a single keystroke, or after a user-specified time period. At the end of the call, the device saves the call record and memo along with a date and time stamp and the length of the call. The call record can be called up at any time, and can be imported into many popular databases. With the included software for managing a digital pager, you needn't give out your pager number. Incoming calls can be routed to an answering machine, with only calls from pre-specified numbers forwarded to your pager.

The package includes an easily configured, 8-bit adapter card for IBM PC-compatible computers, a DOS-based software package on 3.5 and 5.25-inch diskettes, a modular extension cord, and a user's manual. The user must subscribe to Caller ID from the local telephone company.

The *PC Receptionist* package costs \$149.95; for Windows software, add \$30. For more information, contact *Pewee Valley Innovations, Inc.*, 6601 Old Zaring Road, Crestwood, KY 40014; Tel: 502-241-4295.

**CIRCLE 107 ON FREE INFORMATION CARD**

## DIGITAL AC-LINE MONITOR

Well suited for such applications as high-end consumer elec-

# YOU CAN...

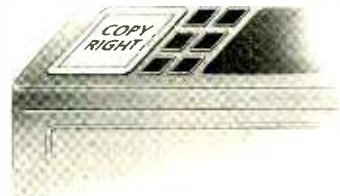
Keep up to the minute with the latest innovations in electronics across the Atlantic and around the world with *E.T.I.* magazine.

For projects, reviews, technical advice and all the current affairs in science and technology you need to know, get *Electronics Today International*, Britain's best export!



The *E.T.I. Direct Delivery Service* means that, every monthly issue will wing its way to your door, all the way from the U.K for only \$56!

Just call Wise Owl, Worldwide Publications on (310) 375 6258 or write to us at 4314 West 238th Street, Torrance, CA 90505, USA.



*The Most*  
**AN IMPORTANT PART  
OF YOUR PHOTOCOPIER  
ISN'T PART OF  
YOUR PHOTOCOPIER**

Having a machine may not permit you to photocopy books, journals, newsletters and magazines.

The Copyright Clearance Center CAN.

Contact us to find out how you too can COPY RIGHT!<sup>SM</sup>

## COPYRIGHT CLEARANCE CENTER

27 Congress Street, Salem, MA 01970 □ Tel. (508) 744-3350 □ Fax (508) 741-2318

© 1993 Copyright Clearance Center



tronics, laboratory instrumentation, and other products requiring accurate AC-line monitoring, *Datel's DMS-20PC-1-LM* is a self-contained, 3-digit LED display that measures AC-line voltages from 85–265 VAC (47–63 Hz). No external components or auxiliary power are needed. When the device is plugged into any wall outlet or PC board, it instantly measures line voltages. Using half-wave sinusoidal averaging techniques, typical accuracies of  $\pm 1$  VAC are achieved over the full input span of the meter. The AC-line monitor is packaged in a



0.88 x 1.38 x 1.00-inch red filter case with an integrated bezel. The 0.37-inch high LED is easy to read under virtually any lighting conditions.

The DMS-20PC-1-LM digital AC-line monitor costs \$45. For additional information, contact *Datel, Inc.*, 11 Cabot Boulevard, Mansfield, MA 02048; Tel: 508-339-3000; Fax: 508-339-6356.

**CIRCLE 108 ON FREE INFORMATION CARD**

## RANGEMASTER MULTIMETER

*Extech's 380280 Rangemaster* multimeter has nine functions for monitoring and testing, and a large 3½-digit LCD readout for easy viewing. The rotary range-selector switch lets you monitor DC and AC amps in four (ranges from 2 mA to 20 A), DC volts in five ranges (from 200 mV to 1000 V), AC volts in five ranges (from 200 mV to 750 V), resistance in six ranges (from 200 ohms to 20 megohms), capacitance in five ranges (from 2 nF to 20  $\mu$ F), and frequency



in four ranges (200 Hz to 200 kHz). Other functions include a transistor test, diode check, and continuity tester with buzzer. Ideal for field work, the rugged *Rangemaster* features full over-load protection and low-battery and over-range indicators. It comes complete with built-in tilt stand, a rubber holster, test leads, and a 9-volt battery.

The 380280 *Rangemaster* multimeter costs \$79. For additional information, contact *Extech Instruments Corporation*, 335 Bear Hill Road, Waltham, MA 02154; Tel: 617-890-7440; Fax: 617-890-7864.

**CIRCLE 109 ON FREE INFORMATION CARD**

## DMM INTERFACE

The *MeterMux* DMM interface module from *Innovative Solutions* allows up to four input lead pairs to be multiplexed to a single multimeter. Any input pair can be quickly and easily selected for measurement, using the device's rotary switch (1-amp switching, 15-amp continuous current). The *MeterMux*



eliminates time-consuming point-to-point probing and tangled probe leads, simplifying many troubleshooting, development, and monitoring tasks. When troubleshooting, it can be used to quickly isolate problem

areas by quickly checking various points in a failing circuit or system. In status monitoring, the *MeterMux* can be used to check multiple status signals on existing circuits or systems, and during the design/debug process, the device can verify signals at multiple points in a circuit or system.

The *MeterMux* DMM interface is available in benchtop and DIN-rail mounted versions, for \$48 and \$56, respectively. For further information, contact *Innovative Solutions*, 416 Stewart Hollow Road, Portsmouth, OH 45662; Tel: 614-574-4304.

**CIRCLE 110 ON FREE INFORMATION CARD**

## VISUAL MATH

A line of graphing calculators from *Sharp* promise to make it easier for students to learn mathematics, by allowing solutions to be presented in a variety of formats. The *EL-9200c* and *EL-9300c* both feature high-contrast super twist LCD screens and user-friendly functions. An equation editor



allows equations to be entered, edited, and viewed exactly as they appear in textbooks instead of on a single line. A menu system provides quick access to various math functions and other operations, and four direct-access keys with icons allow instant access to specific functions.

For graphing applications, up to four equations can be graphed and analyzed at once in rectangular, polar, and parametric coordinates. Statistics are presented in a "card" format, with each card representing one data set or observation. Up to

seven types of statistical charts can be generated. The *EL-9200c* has 8KB of RAM memory and the *EL-9300c* has 32KB of RAM. The *EL-9300c* also features an equation solver, a backup battery, and a port for communicating with another calculator, a printer (*Model CE-50*), or an overhead projector (*Model EL-92T*). The projector can be programmed from the *EL-9300c* or used independently.

The *EL-9200c* and *EL-9300c* graphing scientific calculators have suggested retail prices of \$119.99 and \$149.99, respectively. The *EL-92T* overhead projector costs \$399.99.

**CIRCLE 111 ON FREE INFORMATION CARD**

## PC WEATHER STATION

*WeatherPort's WS-12 WindStation* is a data-acquisition system for measuring and logging wind speed, wind direction, and temperature on a personal computer. The device interfaces via the parallel port of an MS-DOS-based computer. Measurement data can be displayed on screen, stored as disk files,



and accessed by other real-time DOS programs. An alarm function sounds the audible annunciator in the computer whenever the peak wind speed exceeds the value set by the user. An optional relay can also activate an external device whenever the wind speed alarm limit is exceeded.

The *WS-12 WindStation* has a suggested retail price of \$295. For additional information, contact *WeatherPort*, P. O. Box 240, Grass Valley, CA 95945-0240; Tel: 916-477-5226; Fax: 916-477-8339.

**CIRCLE 112 ON FREE INFORMATION CARD**





# B+K PRECISION MODEL 1686 DC POWER SUPPLY



CIRCLE 119 ON FREE INFORMATION CARD

*The perfect DC power supply for any workbench.*

**S**ooner or later you'll realize that the DC power supply you bought, which you assumed would suit all your future needs, runs out of steam when you ask it to deliver more than a few amps. Sadly, a few amps is all most bench-top power supplies can output, and not even for extended periods of time. But that doesn't mean that typical power supplies are cheap; they're often in the \$50 to \$100 range.

When the job finally comes along that puts impossible demands on the old power supply, one inevitably learns that at least \$200 has to be spent on a power supply that can do the job. So your original investment ends up having gone to waste on a now-obsolete power supply. That's a pitfall we should all avoid, if possible. If you're in the market for a DC power supply, and expect to be involved in electronics for a long time, then one way to avoid that pitfall is to buy the Model 1686 DC Power Supply from B+K Precision (Division of Maxtec International Corp., 6470 W. Cortland St., Chicago, IL 60635; Tel. 312-889-1448).

Except for very unusual applications, the 1686 is the only DC power supply you'll ever need. That's because the 1686 can output from 3 to 14 volts DC, and 12 amps continuous

at 13.8 volts DC! Although the 1686 has plenty of features worth mentioning, the above pretty much says it all. And the price? A very reasonable \$199 for a power supply of this caliber.

**Why Do You Need One?** Anyone who has ever serviced car stereos or other mobile equipment knows that any good system will draw anywhere from 3 amps and up, at 13.8-volts DC (because a car's electrical system isn't exactly 12 volts). Quite often, one must resort to using a car battery to service such systems, and car batteries are unpleasant to have around, what with their acid and all.

Some exotic mobile sound systems will draw even more than 12 amps. Fortunately for people who have to work on such systems, two or more 1686's can be connected in parallel to double the current. In addition, two or more 1686's can be connected in series to double the voltage.

Other applications for the 1686 include servicing camcorders and powering ham radios. Some ham rigs are incredible power hogs! Cellular phones also need lots of current, and PA systems and ship-to-shore radios are other candidates. If you've ever experimented with Peltier devices, you're probably wishing that you had a 1686 supply at the time.

**Features.** One of the first things you notice on this power supply is the presence of a cooling fan on the back, which automatically cycles on and off. That enables the power supply to operate at its maximum rated output, hour after hour, without overheating. When you see a cooling fan on the back of a power supply, you know it's a serious piece of equipment.

The supply is protected from accidental short circuits and overloads by a foldback current-limiting circuit. The output is isolated from both the chassis and earth ground, so it's extremely versatile. For example, either the positive or negative output can be strapped to ground for use with positive-ground or negative-ground equipment, respectively. The unit is also reverse-polarity protected from external DC sources.

The 1686 combines strength with finesse by outputting a very clean DC voltage. Both load and line regulation are within 0.8 percent. Ripple and noise are reduced in the output to less than 10 millivolts rms. The voltage and current output of the supply can be seen at a glance on the 1686's two front-panel meters.

As far as power requirements go, the 1686 can plug into a 120- or 220-

*(Continued on page 94)*

# PRODUCT TEST REPORTS

## AudioSource Model SS Three/II Surround Sound Processor



CIRCLE 120 ON FREE INFORMATION CARD

*The AudioSource SS Three/II surround-sound processor.*

The buzzword in home audio these days remains "Home Theater." More and more audio and video enthusiasts are combining their TV sets with surround-sound capable audio gear to recreate the experience encountered when watching a motion picture in a properly equipped, Dolby stereo theater. While many of

these installations are done from scratch using all new components, what do you do if you already own high-quality audio gear with which you are otherwise quite happy?

Fortunately, there's no need to discard your current set up just to add surround sound. For instance, your existing speakers can easily be incorporated into a surround system, and a good receiver can be augmented with an external unit such as the AudioSource (1327 N. Carolan Ave., Burlingame, CA 94010) SS Three/II surround-sound processor.

First and foremost, the AudioSource SS Three/II will

decode encoded Dolby Surround information into usable signals. The unit uses Dolby Pro Logic, which means that, when properly combined with your existing stereo system and the requisite number of additional loudspeakers, you will be fully enveloped in sound, with excellent separation between front, center, and surround channels. The SS Three/II contains three amplifier channels of relatively modest power output: one for connecting a center-channel speaker (to be mounted directly below or above your TV monitor/receiver), and a pair of amp channels for driving the "surround" speakers that are normally mounted behind the listener or at the sides of the listening room.

In addition to these amplified channel outputs, there is a subwoofer line-level output to which you can connect an active, powered subwoofer or a separate mono amplifier for driving a passive subwoofer. This output delivers frequencies below either 150 Hz or 80 Hz; the crossover frequency is selectable by the user. For that matter, if you find that the power delivered by the built-in center-channel and surround-channel amplifiers is inadequate for driving your extra speakers to life-like levels, you can connect external amplifiers to center-channel and surround-channel line-level output jacks.

For those program

sources that are not Dolby Surround encoded, such as ordinary stereo music programming, the SS Three/II has a "Hall" setting that recreates the ambiance of a typical concert hall. There's even a "Matrix" setting that can be used with monophonic program sources to synthesize a stereo-like image that will play through all of your speakers. Also, if a center channel speaker is not available, the SS Three/II will create a "phantom" center image by sending center-channel sounds equally to the front-left and front-right speakers.

### CONTROLS

The front panel layout of the AudioSource SS Three/II is elegantly simple and almost requires no instruction manual to figure out. The red on/off button is at the extreme left. Nearby are eight "mode" selection buttons. Included are Dolby 3 (in which only front and center channel speakers are used), Dolby Surround, Hall, and Matrix (for simulated stereo) buttons; a Normal/Phantom (center-channel) button; a button to select a 20- to 30-millisecond time delay to the surround channels (the choice depending upon room size and listener's position); a "test" button that sends a "pink-noise" signal to each speaker in turn, enabling accurate level setting of all speaker outputs; and a monitor button that activates a tape monitor in/out loop on the



# Earn Your B.S. Degree in ELECTRONICS or COMPUTERS



## By Studying at Home

Grantham College of Engineering, now in our 43rd year, is highly experienced in "distance education"—teaching by correspondence—through printed materials, computer materials, fax, and phone.

No commuting to class. Study at your own pace, while continuing on your present job. Learn from easy-to-understand but complete and thorough lesson materials, with additional help from our instructors.

Our Computer B.S. Degree Program includes courses in BASIC, PASCAL and C languages — as well as Assembly Language, MS DOS, CADD, Robotics, and much more.

Our Electronics B.S. Degree Program includes courses in Solid-State Circuit Analysis and Design, Control Systems, Analog/Digital Communications, Microwave Eng, and much more.

An important part of being prepared to *move up* is holding the right college degree, and the absolutely necessary part is knowing your field. Grantham can help you both ways—to learn more and to earn your degree in the process.

Write or phone for our free catalog. Toll free, 1-800-955-2527, or see mailing address below.

Accredited by  
the Accrediting Commission of the  
National Home Study Council

**GRANTHAM**  
**College of Engineering**  
Grantham College Road  
Slidell, LA 70460

rear panel of the unit—that's needed since the SS Three/II is inserted in the tape-monitor loop of the receiver it is used with.

Four vertically oriented groups of LED's on the front panel provide input-level displays for the surround, left-front, center, and right-front channels. In addition, the LED's will also display the relative volume settings assigned to the rear, center, and master channels when the corresponding volume controls (located at the right end of the front panel) are touched. The front panel also houses an input level control that should be set so that the upper red-colored LED in each level-indicator bank is not continuously triggered.

A wireless remote control is, of course, included with the unit. It duplicates most of the control functions and, more important, allows you to properly balance the surround system from your listening location.

Rear-panel controls include a center-speaker on/off switch, subwoofer level and crossover-frequency selector controls, a pair of line-level input jacks, a pair of front-channel line-level output jacks, center- and surround-channel output

jacks, the tape-monitor loop's input and output jacks, a subwoofer output jack, and spring loaded terminals for the center- and surround-channel speakers (if you choose to use the unit's built-in amplifier channels).

### LAB MEASUREMENTS

There are relatively few performance measurements that can be made on a surround-sound processor. That's because the decoding process involves phase reversals and time delays (for the surround channels) that tend to "confuse" even the most sophisticated test instruments. Still, some basic measurements supplemented by extensive listening tests and hands-on evaluations can serve to evaluate the relative merits (and, in some cases, demerits) of such components.

Figure 1 shows the frequency response at the front-channel left and right output jacks. Tested in the normal Dolby Surround mode, the nearly perfectly flat response from 20 Hz to 20 kHz indicates that signals fed to the unit will not be degraded, as far as response is concerned.

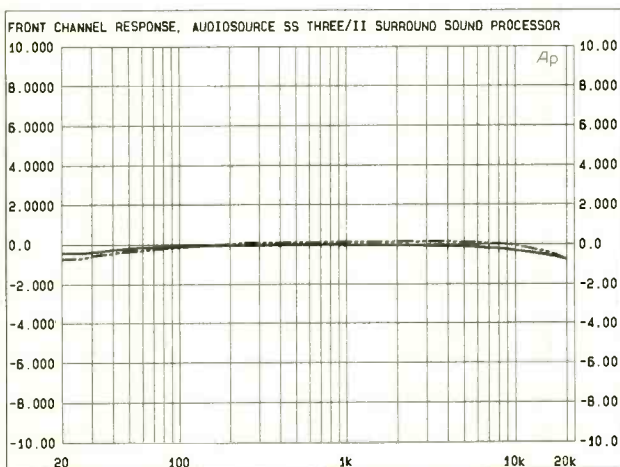


Fig. 1. The frequency response at the front-channel left and right output jacks (tested in the normal Dolby Surround mode) was nearly perfectly flat from 20 Hz to 20 kHz.

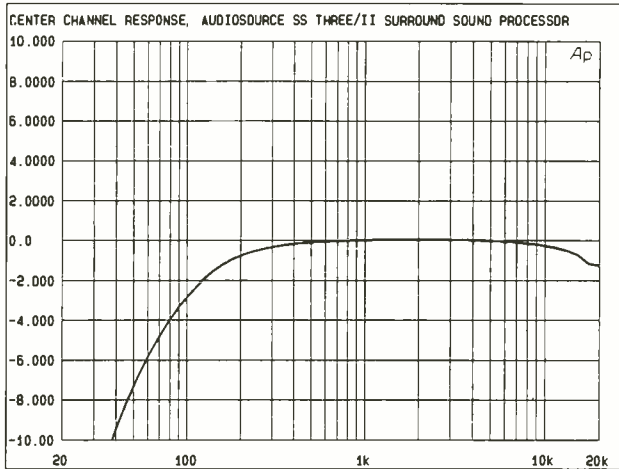


Fig. 2. The low-frequency roll-off of the center channel is deliberate, and is prescribed by the Dolby Surround system. The center channel deals essentially with spoken dialogue, so ultra-low frequency response is not required.

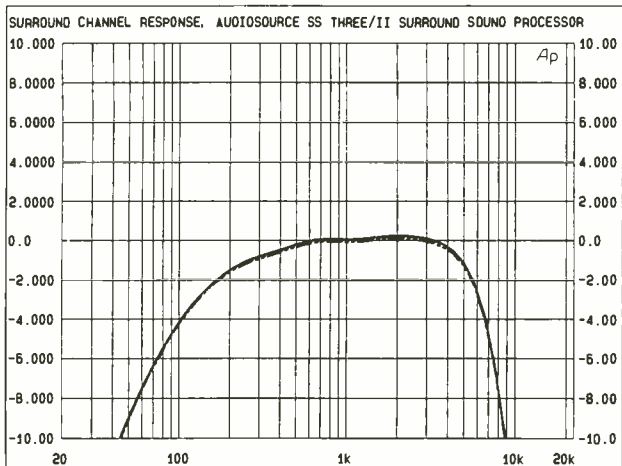


Fig. 3. The response curve for the surround channels (shown here) was obtained by feeding out-of-phase left and right signals to the line inputs of the SS Three/II.

We connected an 8-ohm speaker load to the center-channel speaker terminals and, at a nominal output of around 1 watt, plotted the response available at that output; the results are shown in Fig. 2. The low-frequency roll-off of this channel is deliberate, and is prescribed by the Dolby Surround system. The center channel deals essentially with spoken dialogue, so ultra-low frequency response is not required.

By the same token, surround-channel response, which is plotted in Fig. 3, is limited to the range from

around 100 Hz to 7 kHz. Among other things, that makes it practical to use less expensive, smaller speakers for the surround or rear channels than are used for the main, front speakers. The response shown in Fig. 3 was obtained by feeding out-of-phase left and right signals to the line inputs of the SS Three/II. Had we used in-phase signals, there would be no surround-channel output at the surround output jacks since, by definition, sounds intended for surround channels are essentially "difference" signals.

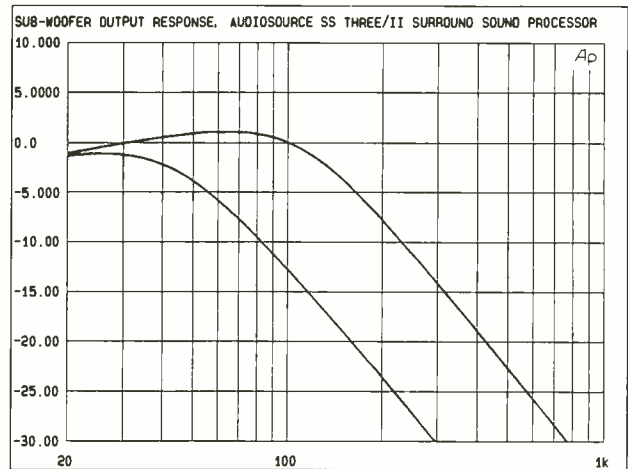


Fig. 4. This plot shows the response available at the subwoofer line-level output jack. Note that two crossover frequencies (80 and 150 Hz) are available, and the response for each is shown.

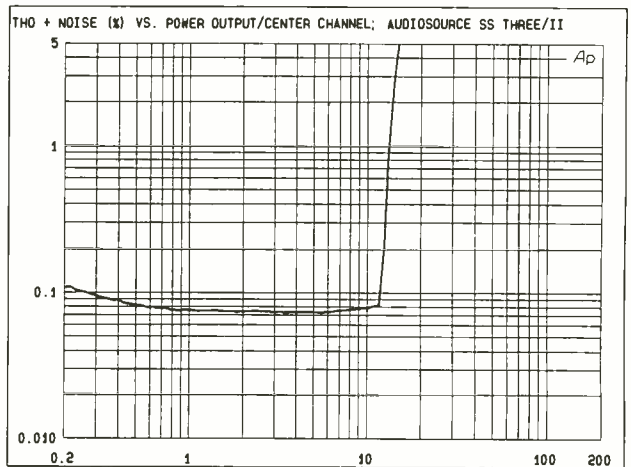


Fig. 5. The actual continuous power rating of each of the amplifier channels was about 12 or 13 watts; above those levels, overload and high distortion levels occur. Below that output level, total harmonic distortion was a comfortably low 0.08%, or even a bit lower.

If left and right input signals were identical, there would be no difference signals available.

Most providers of surround-sound equipment heartily recommend the use of a separate subwoofer in order to reproduce the thunderous sounds often associated with blockbuster films. Figure 4 shows the response available at the subwoofer line-level output jack. Note that two crossover frequencies (80 and 150 Hz) are available, and the response for each has been shown.

Our only disappointment

with the unit came when we measured the power output capabilities of the center channel amplifier (the power output of the rear-channel amplifiers was similar). AudioSource's published specifications claim amplifier power outputs of "30 watts peak center + 30 watts peak rear, or 30 watts peak rear + 30 watts peak rear." There are several things wrong with that published specification. For one thing, no distortion rating is provided. Also, power ratings, according to a Federal Trade Commission rule established way back in the



1970's, are supposed to refer to continuous power-output capabilities and not to "peak" power levels.

Be that as it may, we measured the total harmonic distortion of a 1-kHz test signal versus increasing power output level for the rear-speaker amplifier, using an 8-ohm load. The results are shown in Fig. 5. As you can see, the actual continuous power rating of each of these amplifier channels should be more like 12 or 13 watts—the point at which overload and high distortion levels occur. Below that output level, total harmonic distortion was a comfortably low 0.08%, or even a bit lower. While 10 watts of power is probably enough to drive many of the high-efficiency speaker systems used for the center channel of an audio/video surround-sound system (remember, only dialogue is intended to be handled by that channel), surround-sound channels often require more than that and you may want to use separate, external amplifiers for those channels rather than the built-in surround-channel amplifiers found in the SS Three/II.

### HANDS-ON TESTS

Hooking-up the SS Three/II was virtually fool-proof thanks to the excellent diagrams provided in the brief, but adequate owner's manual supplied with the unit. Three sample setups are shown: an in-line system (in which the TV set's stereo speakers serve as the left and right front speakers); the tape-monitor loop setup (in which the TV set, the SS Three/II, and an existing stereo system are combined); and an "expanded" home-theater system in which additional amplifiers are used for the surround,

center, and subwoofer speakers. We chose the second of these hookups in order to fully evaluate everything that's provided in the SS Three/II. To yield the best possible performance during our auditions, we used relatively high-efficiency speakers, taking into account the limited power output capabilities of the unit's built-in amplifiers.

Dolby Pro Logic decoding was excellent—as good as we've heard from far more expensive processors. While we did not use a subwoofer in our tests, we sensed that the addition of one would have made the surround effects even more enjoyable and effective, especially when we watched and listened to excerpts from action-oriented motion pictures (on tape) such as "Top Gun" and "Raiders of The Lost Ark." All in all, we were quite surprised at the high level of performance provided by the AudioSource SS Three/II. At its suggested retail price of \$399.95, this unit can provide a most economical entry into the exciting world of "Home Theater," especially for those who already own much of the other required equipment.

For more information on the AudioSource SS Three/II surround-sound processor contact the manufacturer, or circle no. 120 on the Free Information Card, which can be found on page 127. ■




"I've got a great low-cost project that you can try."

# FROM HOOKING IT UP TO FIXING IT UP, WE'RE THE PLACE TO GO

**Radio Shack®**

America trusts Radio Shack for the products and advice needed to hook up nearly anything electronic. You've made us number one in adapters, cables and connectors, and we're second to none in multimeters. We offer 18 different models, from analog "basics" to our advanced PC-compatible digital multimeter complete with software. At Radio Shack, you can see and try before you buy. With more than 6600 convenient locations, we'll fix you up in a hurry!



CIRCLE 165 ON FREE INFORMATION CARD

# THINK TANK

By John J. Yacono

## On Displays

No, the title of this column is not a misprint (just a bad pun) as this month we'll look at various display circuits sent in by readers. As promised, it'll be business as usual now that I've closed the door on the pinewood-derby circuits, so I'll start things off with some

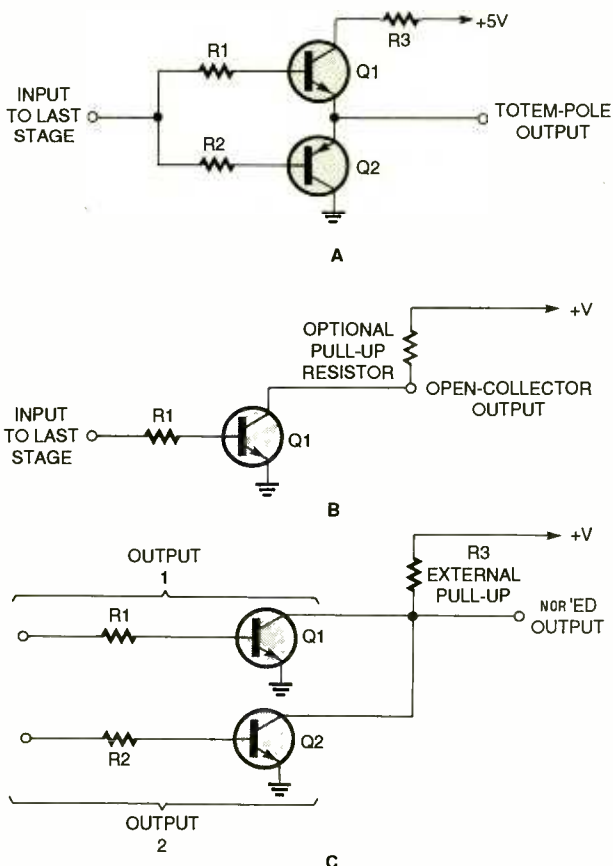


Fig. 1. These are crude representations of logic-IC outputs. In A a totem-pole output is depicted. In B we show an open-collector output. In C we show how two open-collector outputs can be NOR'ed together.

information on logic IC's before we get to the letters.

### BIPOLAR OUTPUTS

Last time we discussed logic IC's (back in September, 1993), I presented a little chip architecture, particularly with regard to inputs and outputs. That was a handy way of ex-

plaining the internal differences between the various bipolar-logic families; however, each family has members with special inputs and outputs. Typically only a chip's data sheets will reveal such strange distinctions (the information is often absent from chip designations).

With regards to special inputs, there are some bipolar chips that can handle inputs of up to 15 volts. There are others with built in 20k pull-up resistors at their inputs. Such chips are designed with industrial applications in mind, but still and all, it's good for the hobbyist to know they're out there.

With regard to outputs, you probably know they fall into three groups: totem pole, open collector, and Tristate. To briefly discuss them, a totem-pole output can be visualized like two transistors in a push-pull configuration (see Fig. 1A). When Q1 is on, Q2 is off, and the stage sends out a high; when Q2 is on, Q1 is off and the stage sends out a low. The output is said to be able to produce both "active" highs and "active" lows.

An open-collector (or OC) circuit, on the other hand, has no transistors to produce active highs; only transistors to pull the outputs low. The collector of an output transistor is left floating or open (as shown in Fig. 1B). If highs are desired of such an output, an external pull-up resistor must be used to provide them. This form of output is very useful for reducing the number of gates in a circuit as several

of them can be tied together if one wishes to take the NOR of their values. As you can see from Fig. 1C, if either Q1 or Q2 is on, the output would be low; both must be off to produce a high.

While many might be familiar with OC chips, it is not common knowledge that they can work with a variety of pull-up voltages ( $V+$  in Fig. 1). That is so that the pull-up resistor can actually be replaced with a load (a relay, or display element for example), perhaps in series with a current-limiting resistor, eliminating the need for some interface component like a power transistor. Such outputs come in 5.5-, 7-, 15-, 30-, 60-, and 70-volt varieties. Open-collector outputs can also be designed for low leakage (or off-state current) to handle very current-sensitive loads.

The last common style of output, Tristate, is an exception to a rule I laid down months ago. Remember when I said that outputs could be high or low? That's not entirely true. On a Tristate chip, if the outputs are not given an enable signal via a special input, they float in a high-impedance state (the third state). They neither source or sink current. That allows multiple such outputs to share a single line, provided that each takes turns using that line (each output must be exclusively enabled).

While Tristate chips are common, especially in computers where memory chips and all manner of devices must share address- and memory-bus traces, you may not have



# Call Or FAX Now! Over 5000 Products In Stock

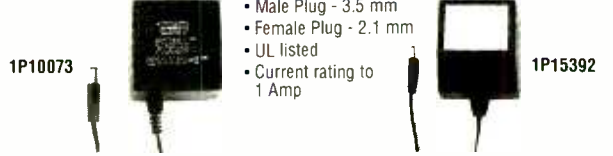
## Tubeaxial AC and DC Fans



Part No.	Size L" x H" x T"	Voltage	CFM	1-9	10-99
1P100896	1.50 x 1.50 x .750	5 VDC	6	\$8.95	\$7.95
1P75336	1.77 x 1.60 x .630	5 VDC	4	8.95	7.95
1P18770	1.60 x 1.60 x .620	12 VDC	6	8.95	7.95
1P75344	1.75 x 1.60 x .800	12 VDC	5	8.95	7.95
1P75352	2.35 x 2.35 x 1.00	12 VDC	14	7.95	6.95
1P75361	3.15 x 3.15 x 1.00	12 VDC	24	7.95	6.95
1P16993	3.15 x 3.15 x 1.00	12 VDC	27	9.95	8.95
1P75395	3.15 x 3.15 x 1.25	12 VDC	22	6.95	5.95
1P75441	3.63 x 3.63 x 1.00	12 VDC	35	7.95	6.95
1P75467	4.68 x 4.68 x 1.00	12 VDC	53	11.95	10.95
1P94625	4.68 x 4.68 x 1.50	12 VDC	75	12.95	11.95
1P100909	1.50 x 1.50 x .750	12 VDC	22	6.95	5.95
1P100925	3.15 x 3.15 x 1.25	24 VDC	25	8.95	7.95
1P100933	3.15 x 3.15 x 1.60	24 VDC	35	8.95	7.95
1P100941	3.63 x 3.63 x 1.00	24 VDC	35	9.95	8.95
1P100950	4.69 x 4.69 x 1.00	24 VDC	60	10.95	9.95
1P100968	4.69 x 4.69 x 1.50	24 VDC	80	10.95	9.95
1P100976	4.69 x 4.69 x 1.50	28 VAC	75	10.95	9.95
1P75408	3.15 x 3.15 x 1.0	115 VAC	18	6.95	5.95
1P16969	3.15 x 3.15 x 1.50	115 VAC	23	7.95	6.95
1P16977	3.15 x 3.15 x 1.50	115 VAC	25	10.95	9.95
1P75432	3.63 x 3.63 x .80	115 VAC	47	10.95	9.95
1P75459	3.63 x 3.63 x 1.0	115 VAC	35	10.95	9.95
1P16934	4.68 x 4.68 x 1.50	115 VAC	90	13.95	12.95
1P16951	4.68 x 4.68 x 1.50	115 VAC	90	5.95	4.95
1P100917	3.15 x 3.15 x 1.50	230 VDC	27	10.95	9.95

## AC Wall Transformers

## DC Wall Transformers



- Male Plug - 3.5 mm
- Female Plug - 2.1 mm
- UL listed
- Current rating to 1 Amp

Part No.	Voltage	Current	Plug	Price	Part No.	Voltage	Current	Plug	Price
1P10129	9 VAC	500mA	Male	4.95	1P100159	4 VDC	700mA	Male <sup>2</sup>	\$4.95
1P100061	9 VAC	780mA	Female	4.95	1P15544	6 VDC	500mA	Male <sup>2</sup>	5.95
1P10073	12 VAC	500mA	Male	5.49	1P101266	6 VDC	500mA	Female <sup>2</sup>	5.95
1P101258	12 VAC	500mA	Female	5.95	1P100845	9 VDC	200mA	Female <sup>2</sup>	5.19
1P10061	12 VAC	1000mA	Female	5.95	1P100837	9 VDC	200mA	Male <sup>2</sup>	4.95
1P10428	12 VAC	1000mA	Male	5.95	1P100853	9 VDC	500mA	Female <sup>2</sup>	4.95
1P100108	16 VAC	1100mA	Female	5.95	1P15561	9 VDC	500mA	Male <sup>2</sup>	4.95
1P100191	18 VAC	80mA	None	3.95	1P100095	12VDC	200mA	Female <sup>2</sup>	4.95
1P100036	20 VAC	400mA	None	5.95	1P15368	12 VDC	500mA	Female <sup>1</sup>	5.95
1P87581	24 VAC	500mA	Female	4.95	1P17267	12VDC	500mA	Male <sup>2</sup>	5.95
1P10102	24 VAC	1000mA	Male	7.95	1P100870	12VDC	1000mA	Female <sup>2</sup>	5.95
1P101119	26 VACT	1200mA	None	7.95	1P15392	12VDC	1000mA	Male <sup>2</sup>	6.95

Call for information on our complete line of wall transformers.



## 6 Outlet Wall Plug-In

## 7 Outlet Power Strip w/4 ft. Cord



Part No.	Product No.	1-9	10-99	Part No.	Product No.	1-9	10-99
1P99291	EP6	\$5.95	\$5.49	1P98749	LR69225	\$9.95	\$8.95

## EPROMS

Part No.	Product No.	Price
1P39909	2708	\$4.95
1P33611	TMS2716	5.95
1P40002	2716	4.49
1P40125	2732A-25	4.49
1P40230	2764A-20	4.75
1P39829	27C64-15	4.49
1P39933	27128-25	7.75
1P39968	27128A-20	4.95
1P39984	27128A-25	3.95
1P39677	27C128-15	5.75
1P40037	27256-15	5.49
1P40061	27256-25	4.75
1P39714	27C256-15	5.25
1P39722	27C256-20	4.95
1P39781	27C512-15	6.49
1P65699	27C020-15	10.95
1P43692	68766-35	4.95

## TTL Integrated Circuits

Part No.	Product No.	1-9	10-99
1P46252	74LS00	\$ .29	\$ .25
1P46287	74LS02	.29	.25
1P46316	74LS04	.29	.25
1P46375	74LS08	.29	.25
1P46640	74LS14	.39	.35
1P47458	74LS30	.29	.25
1P47466	74LS32	.29	.25
1P48004	74LS74	.35	.29
1P48039	74LS76	.69	.59
1P48098	74LS86	.35	.29
1P46447	74LS112	.39	.35
1P46480	74LS123	.39	.35
1P46607	74LS138	.39	.35
1P46957	74LS175	.39	.35
1P47036	74LS193	.59	.49
1P47183	74LS244	.69	.59
1P47212	74LS245	.69	.59
1P47600	74LS373	.69	.59
1P47634	74LS374	.69	.59

## Machine Tooled Low Profile Tin Plated IC Sockets

- Gold contact pins
- Tin plated tails
- Lead length: .188"
- Body height: .125"



1P37401

Part No.	Product No.	Pins	1-9	10-99
1P51625	8MPL	8 pin	\$ .49	\$ .45
1P37196	14MPL	14 pin	.59	.49
1P37401	16MPL	16 pin	.65	.55
1P65584	18MPL	18 pin	.75	.65
1P38623	20MPL	20 pin	.79	.69
1P39351	24MPL	24 pin	.85	.75
1P39386	24SMLP	24 pin	.89	.79
1P40328	28MPL	28 pin	.99	.89
1P41136	40MPL	40 pin	1.19	1.09
1P42059	48MPL	48 pin	1.49	1.39

## D-Subminiature Solder Cup Connectors

- Compatible with 24 AWG Cable
- Solder cups for 22 AWG wire
- Metal shell
- Male connectors with grounding tangs



1P15114



1P15157

Part No.	Product No.	Gender	1-9	10-99
1P15747	DE9P	M	\$ .45	\$ .35
1P15771	DE9S	F	.49	.39
1P15034	DA15P	M	.55	.45
1P15051	DA15S	F	.59	.49
1P15114	DB25P	M	.65	.55
1P15157	DB25S	F	.75	.63
1P15472	DC37P	M	1.19	.95
1P15499	DC37S	F	1.25	.99
1P15675	DD50P	M	1.79	1.49
1P15691	DD50S	F	2.25	1.69

## Carbon Film 1/4 Watt 5% Resistor Assortments

Part No.	Description	Price
1P10719	5 each 70 values (every other value from R10 ohm-R5.6 meg) 1/4 Watt C.F. Resistor Values (350 pcs.)	\$9.95
1P10663	100 each (27 values) 1/4 Watt C.F. Resistors R10 thru R10M (2,700 pcs.)	39.95

## SIPP to SIMM Module Converter

- Use SIPP's in place of SIMM's
- Upgrade from a SIPP Motherboard to a new SIMM Motherboard without buying new RAM
- Fits into standard 30 pin SIMM socket
- Double sided board for reliable operation
- Size: 1.6" maximum height x 3.5" wide (with 9 chip SIPP installed)

Part No.	Product No.	Description	Price
1P93382	JE430	SIPP to SIMM Module Converter	\$9.95



Call or write for your  
**FREE Component Catalog:**  
**1•415•592•8097**

For International Sales, Customer Service, Credit Department and all other inquiries: Call 415-592-8097 between 7AM-5PM P.S.T.

**JAMECO™**  
ELECTRONIC COMPONENTS

COMPUTER PRODUCTS  
1355 Shoreway Road  
Belmont, CA 94002

FAX: 1•800•237•6948 (Domestic)  
FAX: 415•592•2503 (International)

CA Residents please add applicable sales tax.

Terms: Prices subject to change without notice. Items subject to availability and prior sale. Complete list of terms/warranties is available upon request.

© 1994 Jameco / 1/94 All trademarks are registered trademarks of their respective companies

**Call 1•800•831•4242 to order today!**

come across a peculiar cousin to this family: the open-collector Tristate chip. Basically they give all the advantages of Tristate operation, and allow you to NOR outputs or connect loads directly.

That's all we'll cover about strange inputs and outputs this time. Next month we'll look at some other exceptions to "well-established" rules of bipolar IC designations; like IC's with the same part number but different pinouts!

Now, let's get to our letters for this month.

### PORTABLE NEON

I am a 16-year-old electronics hobbyist and would like to present you with a circuit for powering a neon lamp from a 1.5-volt battery. The circuit (shown in Fig. 2) is a very simple inverter. It's

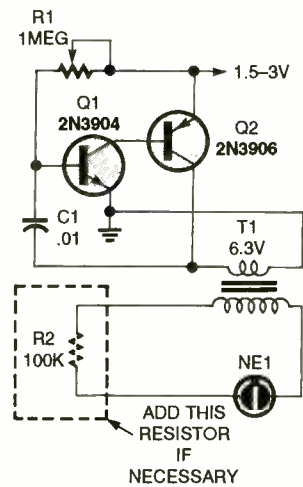


Fig. 2. This neon-light driver might just come in handy in your next blackout!

based on a miniature two-transistor pulse generator, and a 6.3-volt power transformer used in the step-up voltage configuration.

Transistor Q1 is configured so that it turns on every time

C1 is charged through R1. It then discharges the capacitor. Transistor Q2, which oscillates in step with Q1, is configured as a current provider for T1's secondary coil. The current oscillations cause a high AC voltage to appear at T1's primary, lighting the white-light neon bulb.

—Bernard Vanerio, Miami, FL

Good going! I suppose R1 should be adjusted for maximum illumination. By the way, Bernard also mentions a centered-tapped 12.6-volt transformer may be substituted for T1 (provided you use only half its primary), and that everything with the exception of the transformer (T1) can be fitted inside the body of a flashlight.

### A SHIFTY IDEA

This circuit (shown in Fig. 3) is used to make a tri-color LED gradually change color from yellow to red to yellow to green, and then back to yellow, where the cycle repeats. It is very simple to make, and the theory of operation is also simple. Both of the timers in the 556 dual oscillator/timer are configured for astable operation with a 50% duty cycle. One timer is set to oscillate much faster than the other. The timing ca-

pacitor voltage of each is sent to two comparators, which apply a voltage across the tri-color LED whose polarity depends on which capacitor voltage is higher. The rapidly changing capacitors' voltage causes the red and green elements of the LED to be alternately lit, thus giving the illusion of yellow light. As the slowly rising and falling voltage from the slower timing capacitor changes in average value, it shifts the duty cycle to favor one color or the other. That gives the transition between colors a smooth appearance. Hopefully, the effect will be put to many uses.

—Mark Valentine, Keesler AFB, MS

This puts me in mind of a project of long ago. It consisted of a bank of lights that blinked on and off randomly, liked some background prop from a B-grade sci-fi movie. Those things had a somewhat hypnotizing effect (similar to TV white noise) because the brain tries to find a pattern in the randomness. It would be neat to build such a device from several copies of the circuit you've provided, as the indicators in that display would do much more than just blink on and off at random.

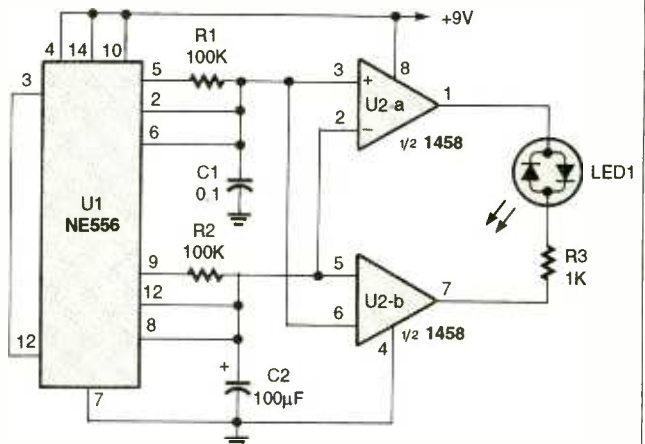


Fig. 3. If you want a really unusual display, check out this LED circuit which slowly shifts between three colors automatically.

**Be an FCC LICENSED ELECTRONIC TECHNICIAN!**

**Earn up to \$2000/Week and more!**

Learn at home in spare time. No previous experience needed!

No costly school. No commuting to class. The Original Home-Study course prepares you for the "FCC Commercial Radiotelephone License." This valuable license is your professional "ticket" to thousands of exciting jobs in Communications, Radio-TV, Microwave, Maritime, Radar, Avionics and more...even start your own business! You don't need a college degree to qualify, but you do need an FCC License.

**No Need to Quit Your Job or Go To School** This proven course is easy, fast and low cost! **GUARANTEED PASS**—You get your FCC License or money refunded. **Send for FREE facts now. MAIL COUPON TODAY!**

**COMMAND PRODUCTIONS**  
 FCC LICENSE TRAINING, Dept. 100  
 P.O. Box 2824, San Francisco, CA 94126  
 Please rush FREE details immediately!

NAME \_\_\_\_\_  
 ADDRESS \_\_\_\_\_  
 CITY \_\_\_\_\_ STATE \_\_\_\_\_ ZIP \_\_\_\_\_



## LESS POWER, MORE PIZZAZZ

I especially look forward to your column, *Think Tank*, in **Popular Electronics** each month. I've enjoyed it (and *Circuit Circus*) so much that I finally subscribed to the magazine. While looking through a back issue (September, 1991), I saw a circuit in *Think Tank*—called the "Nothing Box" (by Dave Litke of Saint Catherine's, Ontario, Canada)—that really caught my eye. I sat down, assembled the device, and hooked it up to my stereo. Unfortunately, I only have a portable stereo with detachable speakers; the stereo didn't seem to deliver enough power to drive the display unless its volume was turned up to speaker-distortion level.

Well, I still liked the idea, and I felt that the circuit was certainly worth modifying to make it more sensitive to my low-powered stereo. But when I modified the original circuit, the display didn't seem uniform. After some more time (and some more effort), I eventually came up with a circuit (shown in Fig. 4) that can be moved from one stereo to another. It's basically the same idea, except that it is more sensitive, the display is more uniform, and the circuit has two display modes (bar and dot).

The circuit is built around two LM3915 dot/bar-display drivers. That reduces the parts count significantly since the voltage dividers, the voltage reference, and the adjustment inputs are

contained on the same IC. The circuit is also expandable to 20 or more segments by cascading the LM3915's.

In my prototype, I used tri-colored bargraph displays from Radio Shack, however, a plain 10-segment bargraph display will work, or you can use any color-combination of discrete LED's instead. I also used a 100k stereo-control potentiometer for the adjustment control (R3). That eliminates having two separate adjustments and also ensures that both sides can get an equal signal. Switch S1 selects between bar mode and dot mode.

This circuit was designed primarily for smaller stereos, I don't know exactly how much power it will handle. The circuit draws approximately 300 mA when in bar

mode and at full scale. You can build your own power supply, as I did, or you can use batteries or even the stereo's power for the meters. I hope that this circuit will prove interesting and useful for anyone that had the same trouble I did. Incidentally, I would also like to thank Dave Litke for inspiring me to actually build this thing.

—Chris Savage, Schenectady, NY

Those out there who feel similarly inspired should note the output-pin arrangement on the LM3915's makes connecting them to the bargraph displays very easy. If you insert the displays and IC's parallel and right next to one another in a piece of perfboard (so that the cathodes of nine of the LED's face their respec-

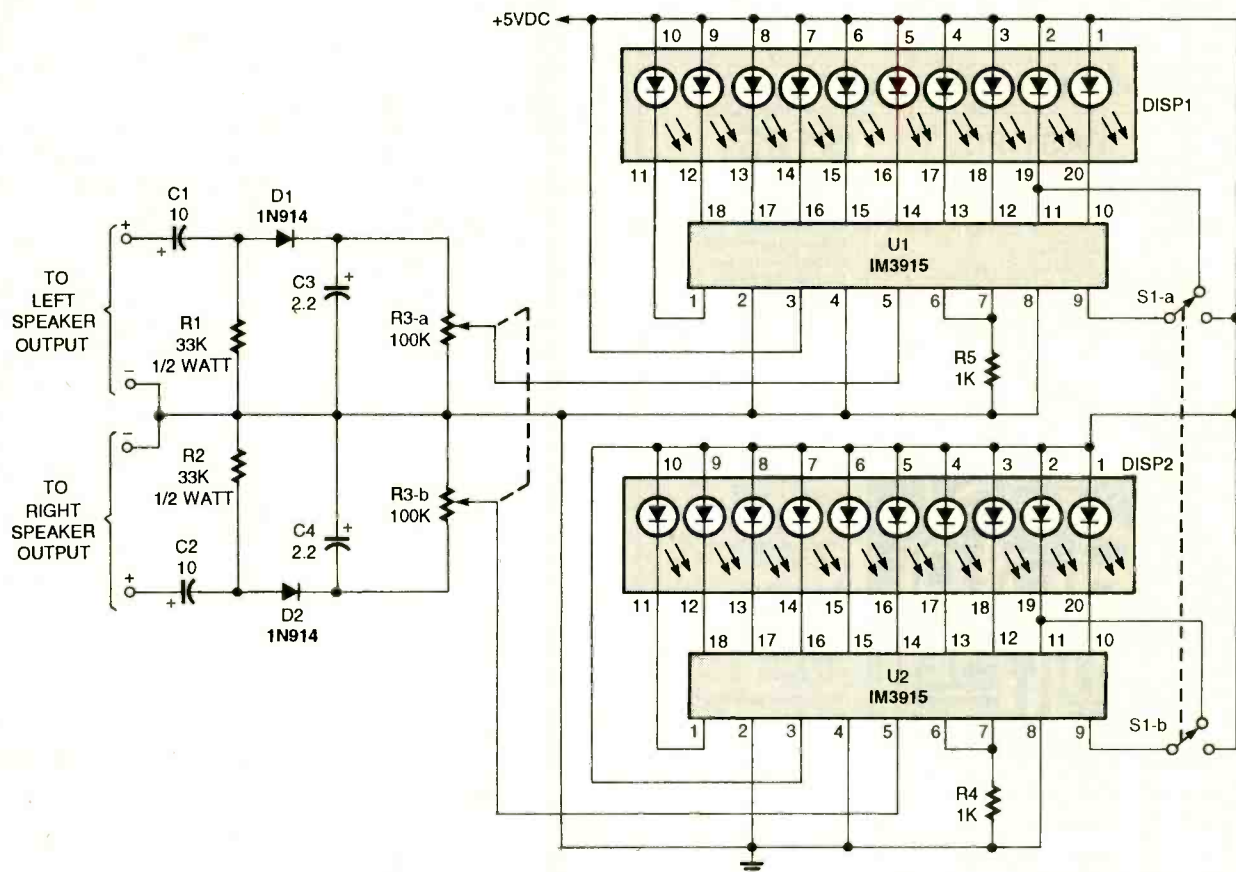


Fig. 4. This channel-output display would be a nice add-on to any stereo system. However, if your stereo has outputs with isolated grounds, that isolation should be maintained by the project through the use of two audio transformers.

tive IC pins), you can easily connect the LED's to the IC's by tack-soldering tiny pieces of wire between the pins.

Also beware that not all amplifier outputs share a common ground. In such circumstances, the amplifier outputs should be isolated from the project (and thus remain isolated from one another) by inserting a 1-to-1 audio transformer between each amplifier output and its display input.

### STROKE, STROKE . . .

I have a circuit for all those golfers who, like me, spend more time trying to remember how many strokes they made rather than playing golf. The circuit (shown in Fig. 5) is simply a counter with a display. The circuit is powered by a 9-volt battery that is regu-

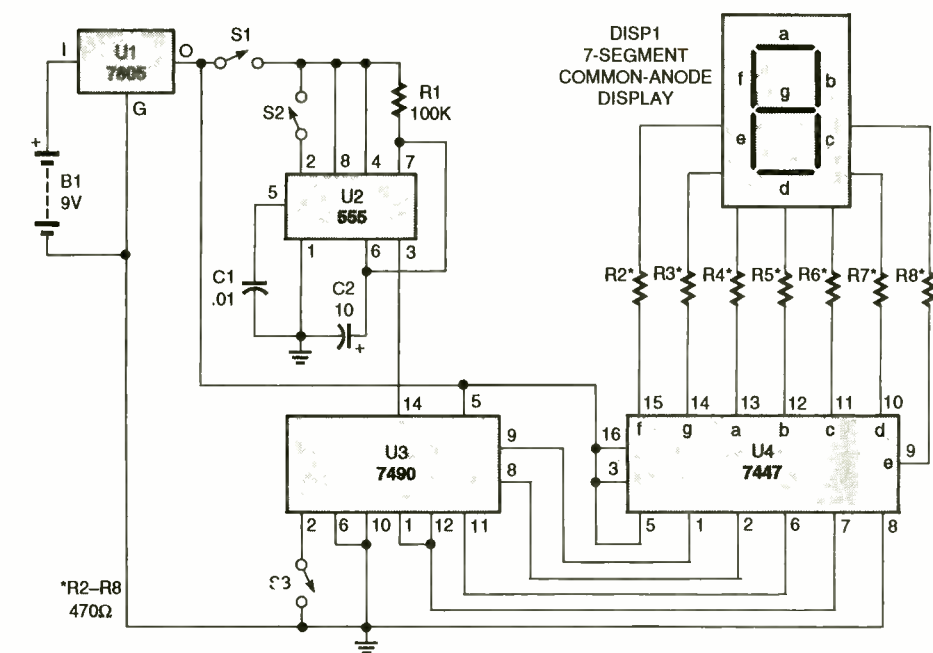


Fig. 5. Do you ever lose your stroke count in the middle of sizing-up a shot? Try this never-fail memory aid!

lated to 5 volts by a 7805 regulator IC. Switch S1, a SPST switch, is

used to turn the counter on and off. A 555 timer (U2) is configured as a monostable multivibrator. Whenever S2, a normally-closed momentary-contact switch, is opened, the 555 is triggered, sending a 1-second pulse to pin 14 of U3, a 7490 decade counter. The 7490 keeps track of how many times you've pushed S2 to trigger the circuit. That count is translated by U4, a 7447 BCD decoder/driver, which is connected to a common-anode 7-segment display.

After each stroke, the golfer hits S2, and the counter keeps track of the strokes. At the end of each hole, the counter can be reset to zero by pressing S3, another normally-closed momentary-contact switch. Switch S3 is connected between pin 2 of the 7490 and ground. Opening the switch allows pin 2 to float high, resetting the counter to zero.

—Elmer Perry, Jr., Ft. Hood TX  
If anyone out there finds the circuit drains their bat-

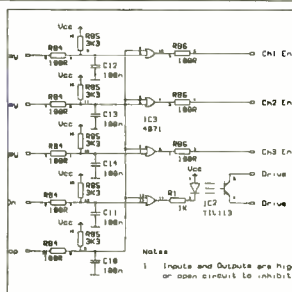
teries too fast (which can be frustrating in the middle of playing a hole), try placing a normally-open momentary-contact switch between the display's anode pin and the 5-volt line. That way the display will only be active when you depress the switch to check the stroke count, and not while you're just walking.

Well, its time to close the corral for this month. Until next time, please send your submissions to *Think Tank*, Popular Electronics, 500-B Bi-County Blvd., Farmingdale, NY 11735. All contributions appearing here will be reciprocated for with a *Think Tank II* or other book.


## PCB AND SCHEMATIC C.A.D.

### EASY-PC

**\$195**



- Runs on PC/XT/AT/386/486 with Hercules, CGA, EGA or VGA display and many DOS emulations.
- Design Single sided, Double sided and Multilayer boards.
- Provides Surface Mount support.
- Exceptionally fast operation.
- Standard output includes Dot Matrix / Laser / Inkjet Printers, Pen Plotters, Photo-plotter and N.C. Drill.
- Award winning EASY-PC is in use in over 17,000 installations in 70 Countries World-wide.
- Very easy to learn and use.
- Not Copy Protected.



Options - 500 Piece Surface Mount Library \$112  
1000 Piece library \$75.00 Gerber Import facility \$195.00

For full details write, call, fax or use Inquiry #

### Number One Systems Ltd. I

REF: PEUSA, HARDING WAY, SOMERSHAM ROAD, ST. IVES, HUNTINGDON, CAMBS, ENGLAND, PE17 4WR

Telephone USA: 011 44 480 461778 (7 lines)  
Intrnl: +44 480 461778  
FAX: 011 44 480 494042

BRITISH DESIGN AWARD 1989  
AMERICAN EXPRESS, MASTERCARD and VISA WELCOME.

CIRCLE 13 ON FREE INFORMATION CARD

### THE BURNING MUST STOP NOW!

96,000 acres of rain forest are burned every day. You can help stop this senseless destruction by joining The National Arbor Day Foundation and supporting Rain Forest Rescue.



Call Rain Forest Rescue. 1-800-255-5500

The National Arbor Day Foundation



## Just like these Fully Trained Electronics Professionals




"Thanks to CIE I have tripled my previous salary, and I am now in a challenging and rewarding new field where only the sky is the limit."

Daniel Wade Reynolds  
Industrial Electrician  
Ore-Ida Foods



"CIE was recommended to me by my boss. It was appealing since I could study at my own pace at home and during business travel."

Dan Parks  
Marketing Manager/Consumer Products  
Analog Devices, Inc.



"I loved the flexibility CIE offered. It was the only way I could continue both school and my demanding job."

Britt A. Hanks  
Director of Engineering  
Petroleum Helicopters, Inc.



"I liked the way the school was set up with laboratory assignments to enforce conceptual learning. The thing which impressed me the most about CIE's curriculum is the way they show application for all the theory that is presented."


Daniel N. Parkman  
Missile Electro-Mechanical Technician  
U.S. Air Force



"Completing the course gave me the ability to efficiently troubleshoot modern microprocessor based audio and video systems and enjoy a sense of job security."

Tony Reynolds  
Service Manager/Technician  
Threshold Audio & Video

# Graduate with an Associate Degree from CIE!



CIE is the best educational value you can receive if you want to learn about electronics, and earn a good income with that knowledge. CIE's reputation as the world leader in home study electronics is based solely on the success of our graduates. And we've earned our reputation with an unconditional commitment to provide our students with the very best electronics training.

Just ask any of the 150,000-plus graduates of the Cleveland Institute of Electronics who are working in high-paying positions with aerospace, computer, medical, automotive and communications firms throughout the world. They'll tell you success didn't come easy...but it did come...thanks to their CIE training. And today, a career in electronics offers more rewards than ever before.

### CIE'S COMMITTED TO BEING THE BEST...IN ONE AREA...ELECTRONICS.

CIE isn't another be-everything-to-everyone school. CIE teaches only one subject and we believe we're the best at what we do. Also, CIE is accredited by the National Home Study Council. And with more than 1,000 graduates each year, we're the largest home study school specializing exclusively in electronics. CIE has been training career-minded students for nearly sixty years and we're the best at our subject...  
**ELECTRONICS... IT'S THE ONLY SUBJECT WE TEACH!**


### CIE PROVIDES A LEARNING METHOD SO GOOD IT'S PATENTED.

CIE's AUTO-PRO-GRAMMED® lessons are a proven learning method for building valuable electronics

career skills. Each lesson is designed to take you step-by-step and principle-by-principle. And while all of CIE's lessons are designed for independent study, CIE's instructors are personally available to assist you with just a toll free call. The result is practical training... the kind of experience you can put to work in today's marketplace.

### LEARN BY DOING...WITH STATE-OF-THE-ART EQUIPMENT AND TRAINING.

CIE pioneered the first Electronics Laboratory



Course and the first Microprocessor Course. Today, no other home study school can match CIE's state-of-the-art equipment and training. And all your laboratory equipment, books and lessons are included in your tuition. It's all yours to use while you study and for on-the-job after you graduate.

### PERSONALIZED TRAINING....TO MATCH YOUR BACKGROUND.

While some of our students have a working knowledge of electronics others are just starting out. That's why CIE has developed twelve career courses and an A.A.S. Degree program to choose from. So, even if you're not sure which electronics career is best for you, CIE can get you started with core lessons applicable to all areas in

electronics. And every CIE Course earns credit towards the completion of your Associate in Applied Science Degree. So you can work toward your degree in stages or as fast as you wish. In fact, CIE is the only school that actually rewards you for fast study, which can save you money.



## YES!

I want to get started. Send me my CIE course catalog including details about the Associate Degree Program. (For your convenience, CIE will have a representative contact you - there is no obligation.)

Please Print Clearly

AH48

Name \_\_\_\_\_

Address \_\_\_\_\_

City \_\_\_\_\_

State \_\_\_\_\_ Zip \_\_\_\_\_ Age \_\_\_\_\_

Phone No. \_\_\_\_\_

Check box for G.I. Bill Benefits.

Veteran

Active Duty

Cleveland Institute of Electronics, Inc.  
1776 East 17th Street  
Cleveland, OH 44114

A School of Thousands.  
A Class of One. Since 1934.

Send for CIE's FREE Course Catalog and See How We Can Help Your Career Too!

# GET THE LATEST ADVANCES IN ELECTRONICS

WITH A SUBSCRIPTION TO

# Electronics Radio Combined with Electronics® NOW®



ENJOY THE WORLD OF ELECTRONICS EACH MONTH!

Subscribe to the best electronics magazine—the one that brings you the latest high-tech construction projects, feature articles on new technology, practical troubleshooting techniques, circuit design fundamentals, and much more.

Electronics Now looks to the future and shows you what new video, audio and computer products are on the horizon. What's more you'll find helpful, monthly departments such as Video News, Equipment Reports, Hardware Hacker, Audio Update, Drawing Board, Computer Connections, New Products, and more. All designed to give you instruction, tips, and fun.

Electronics Now gives you exciting articles like:

- Buyer's Guide to Digital Oscilloscopes
- Build A Scanner Converter
- Single-Chip Voice Recorder
- Build A MIDI Interface for your PC
- Troubleshoot Microprocessor Circuits
- Build A High-Power Amplifier for your Car
- Add Music On Hold to your Phone
- All About Binaural Recording
- VGA-to-NTSC Converter



FOR FASTER SERVICE CALL TODAY

**1-800-999-7139**

# DON'T DELAY SUBSCRIBE TODAY!

Just fill out the order card in this magazine and mail it in today.

7PA49



The differential output of the analog amplifier (at pins 8 and 7 of U2-c and U2-b, respectively) is fed to the differential analog input terminals of U3 (an A/D converter that contains all the necessary circuitry to drive a 3½-digit LCD readout), shown in Fig. 2. Analog-input sensitivity for a full-scale display of 1999 is determined by the reference voltage applied between pins 35 and 36 of U3, and is equal to twice the reference input. In this project, only the three full digits of the A/D converter are used. The half digit, "1," is not required. But a leading "2," or "3," is required; let's see how it is generated. Since the circuit uses a readily available 3½-digit A/D converter and is required to respond only to a limited range of pressure, an unusual readout system was used to produce a display containing four digits. The A/D converter generates the three least-significant digits (LSDs) of the display. A simple logic circuit provides the most significant digit (either a "2" or a "3"). The reference voltage (0.1-volt) applied between pins 35 and 36 of U3 is

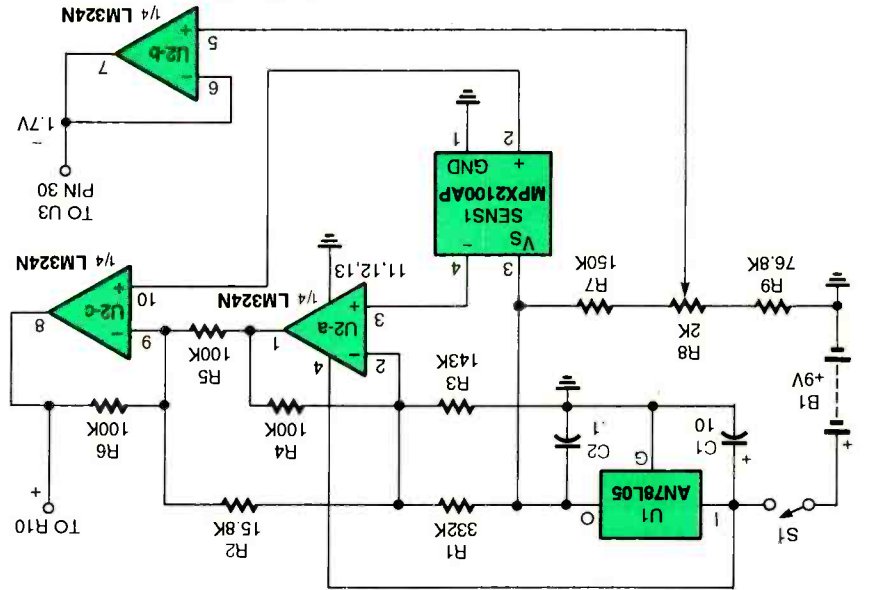


Fig. 1. At the heart of the Digital Barometer is the MPX2100AP 15-PSIA pressure sensor, SENS1, which outputs a differential voltage that is fed to an amplifier arrangement built around U2, an LM324 quad op-amp.

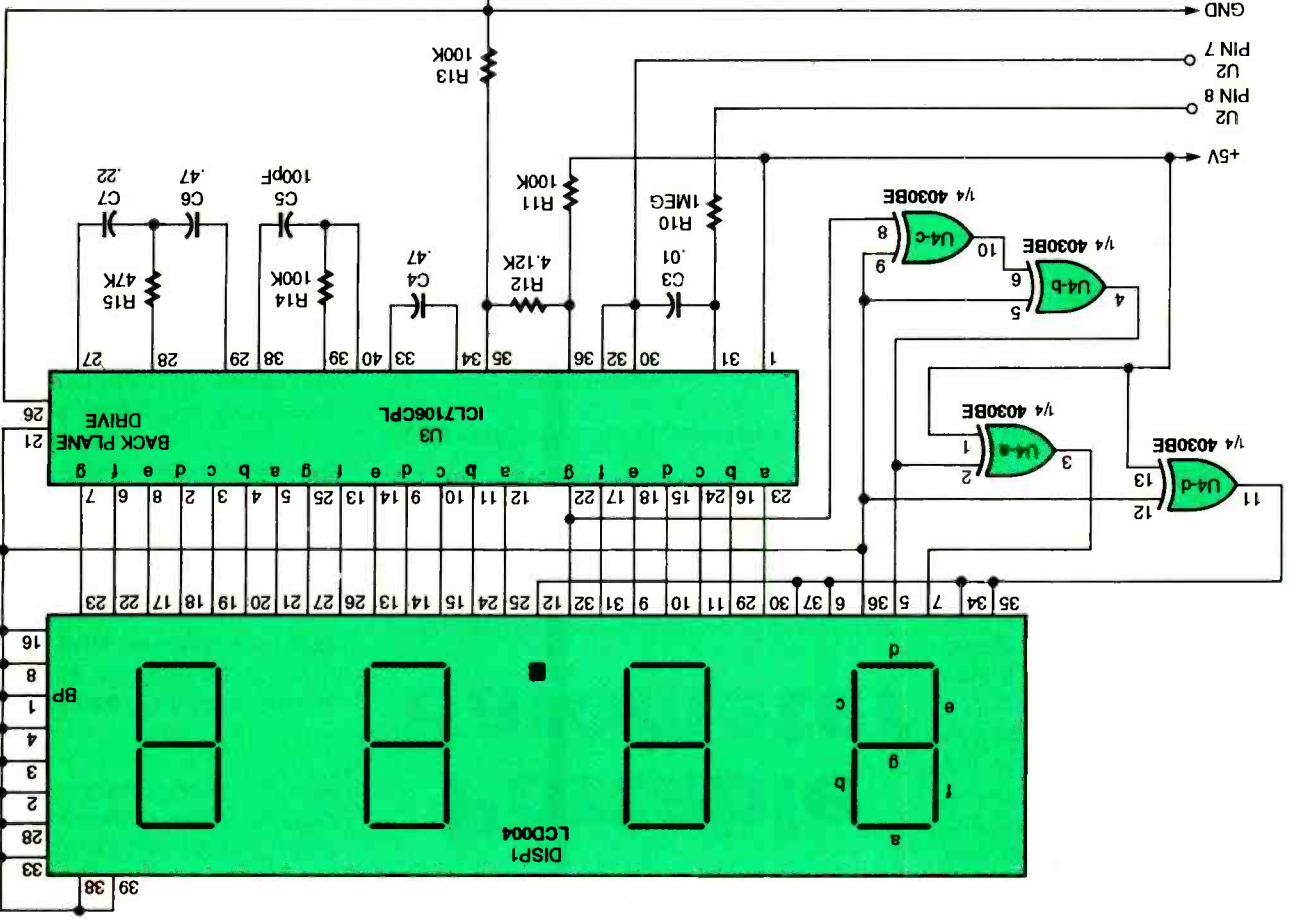


Fig. 2. The output of the op-amp arrangement in Fig. 1 (at pins 8 and 7 of U2-c and U2-b, respectively) is fed to the differential analog input terminals of A/D converter U3, which processes the input signal and displays that information as a barometric pressure reading.

chanical stress placed on the diaphragm (and piezoresistive element) by atmospheric pressure causes the sensor to generate an output voltage that is proportional to the applied pressure as seen by the open port of the sensor.

**About the Circuit.** Refer to Fig. 1. Power to the circuit is provided by a 9-volt transistor-radio battery (B1). The circuit draws about 6 mA of current. Since battery voltage falls off with use, a fixed 5-volt regulator, U1, is used to maintain a constant voltage to the circuit, thereby ensuring retention of barometer accuracy as the battery is depleted.

The piezoresistor within SENS1 is connected between pins 1 and 3 of the sensor assembly, and is driven by the regulated 5-volt supply. The taps on the piezoresistor (which are internally connected transversely across the element and are brought out to pins 2 and 4) sense the differential voltage developed across the pressure-sensitive element in SENS1 to provide an output voltage that varies linearly with absolute pressure.

Under normal conditions (in which atmospheric pressure places stress on the piezoelectric resistor), the sensor's output voltage is a finite, but very small in value. At sea level that voltage is typically about 20 mV. Over a range of 29 to 31 inches of mercury, the output of the sensor changes by only about 1.3 mV.

A differential analog amplifier, comprised of U2-a and U2-c, boosts the output of the sensor by an amount determined by the values of resistors R1 through R6. The output voltage at pin 8 of U2-c represents the amplified output voltage of the sensor, offset by a DC bias of 1.5 volts that's generated by a 100k Thevenin equivalent, comprised of R1 and R3.

Op-amp U2-b (which is configured as a voltage follower) is fed from the wiper of potentiometer R8. That combination forms an allitude correction/ calibration forms an allitude compensation for circuit tolerances as well as for any error caused by the allitude of the barometer. It also permits the DC bias generated in the

the theory of operation of an absolute pressure sensor. The pressure sensor used in our barometer (developed by Motorola Semiconductor Products, Inc.) contains a monolithic silicon piezoresistor that generates an output voltage that varies with applied stress. The pressure sensor is a four-terminal device that contains two chambers that are separated by a silicon diaphragm and piezoresistive element. The resistive element is de-

signed to respond to absolute atmospheric pressure (pressure measured with respect to a perfect vacuum—zero pounds-per-square-inch-absolute or 0 PSIA). One chamber of the sensor is exposed to atmospheric pressure by means of an external port. The other chamber (evacuated to as perfect a vacuum as possible by modern manufacturing techniques) is sealed. In that way, the diaphragm of the sensor is under constant stress from the difference between atmospheric pressure on one side, and essentially a perfect vacuum on the other. The me-

asure on one side, and essentially a perfect vacuum on the other. The me-

**BY ANTHONY J. CARISTI**  
*Be your own weather forecaster with an easy-to-build circuit that, by sensing small changes in the barometric pressure, lets you predict the next weather front.*

# Portable Barometer



## Build a

Pressure Sensor. Before one can understand the operation of the Digital Barometer, it is important to know zero pressure.

Most people are accustomed to the concept of gauge pressure, often specified as pounds-per-square-inch gauge (PSIG). That specification refers to differential pressure with sea-level atmospheric pressure (14.7 PSI or 29.92 inches of mercury) as the reference. A barometer, however, displays absolute pressure (PSIA), which is the difference between the current pressure and zero pressure (a perfect vacuum). A barometer, therefore, is a differential pressure gauge that is referenced to zero pressure.

Pressure Fundamentals. Pressure can be expressed in many ways. Barometers are often calibrated in inches of mercury—14.7 PSI is equivalent to 29.92 inches of mercury; that is the typical barometric reading obtained at zero allitude or sea level under average weather conditions.

Unfortunately, some home analog barometers may not be sensitive enough to detect minute changes in pressure. But the *Digital Barometer* described in this article is designed to address the deficiencies of such units. The Digital Barometer—an easy-to-build, reliable, portable weather-forecasting instrument that will provide years of accurate barometric readings—uses a 4½-digit LCD readout to display readings from 28.00 to 31.99 inches of mercury.

Everyone is interested in the weather. Some of us even have our own temperature and humidity gauges to tell us what's happening day by day. But perhaps the weather forecasting instrument that holds the greatest mystery for most people is the barometer—a device that is used measure absolute air pressure. Weather forecasters rely on the prevailing atmospheric pressure (specifically the direction of the change in pressure) to predict the next weather front. For that reason, it is important that small changes in the barometric reading be detected.



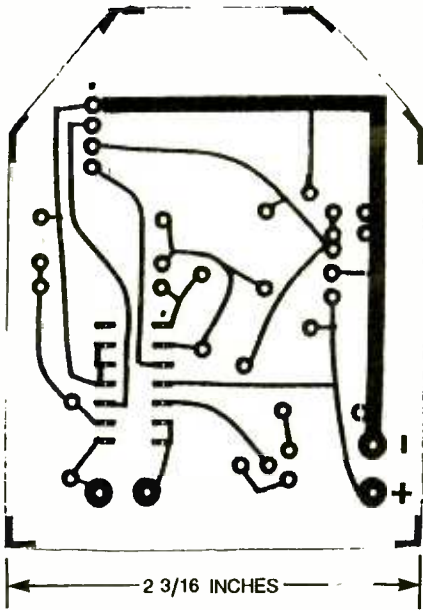


Fig. 3. The Digital Barometer was built on two single-sided, printed-circuit boards—one of which (the one shown here) is referred to as analog board. You can use this full size template (and the one in Fig. 4) to etch your own boards or purchase a set from the supplier listed in the Parts List.

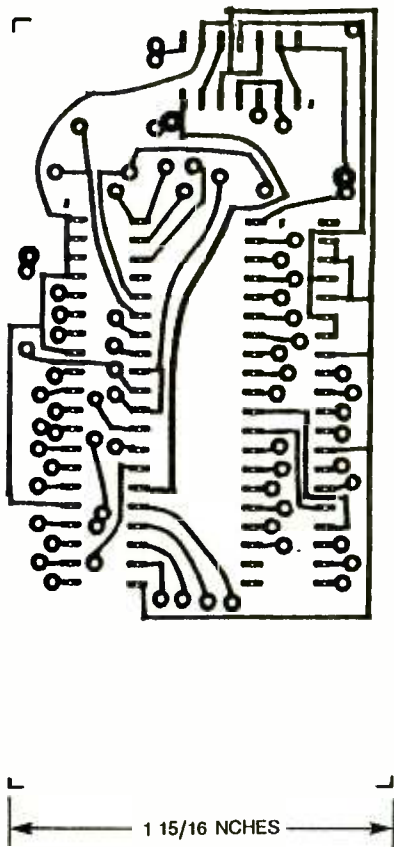


Fig. 4. The template for the other board—called the display board (which contains the A/D converter, digital logic, and LCD readout)—is shown here full scale.

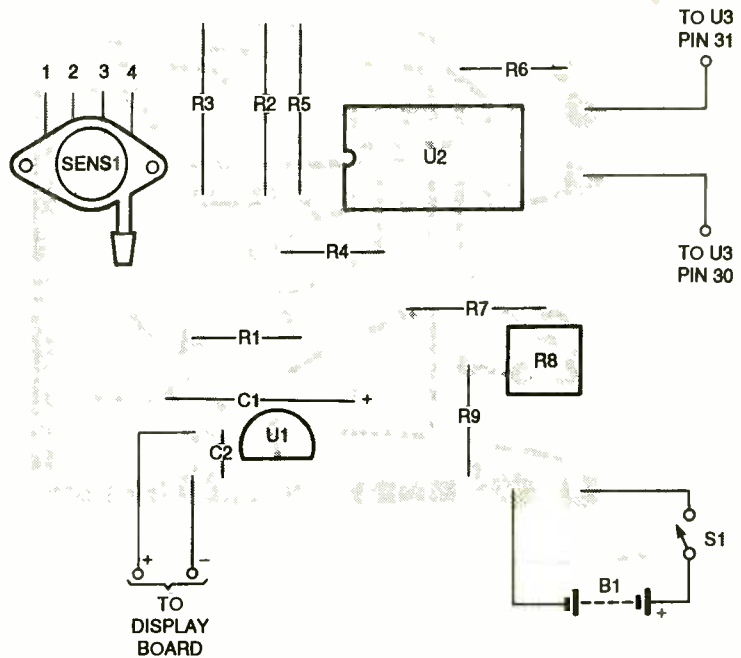


Fig. 5. When assembling the analog board (guided by this parts-placement diagram), it is recommended that sockets be used for the DIP IC's.

determined by voltage divider comprised of R11–R13.

The decimal point of the LCD readout is hard wired for a display resolution of 0.01 inches of mercury. That causes the three least-significant digits of the display to read 8.00 for a differential input voltage of 0.08 volts, 9.00 for 0.09 volts, 0.00 for 0.10 volts, and 1.00 for 0.11 volts.

The gain of the analog amplifier is chosen so that a variation of 1.00 inch of barometric reading as detected by the sensor is translated into a change of 0.01 volts at pin 8 of U2-c. That causes the display's three least-significant-digits to read 8.00 at 28.00 inches, 9.00 at 29.00 inches, 0.00 at 30.00 inches, and 1.00 at 31.00 inches.

Generation of the most-significant digit of the display (2 or 3) is accomplished via U4 (a 4030 quad two-input exclusive-OR gate). The XOR gate produces a logic 1 output only when the signals applied to its two inputs are opposite to each other. The key to generating either a 2 or 3 is determined by examination of the "g" segment of the second most-significant-digit, since the barometer need display only 28 to 31 inches of mercury. If that digit is either an 8 or a 9, its "g" segment is energized and the most-significant digit must then be a 2. If the second most-significant digit is either 0 or 1, the "g" segment is dormant and

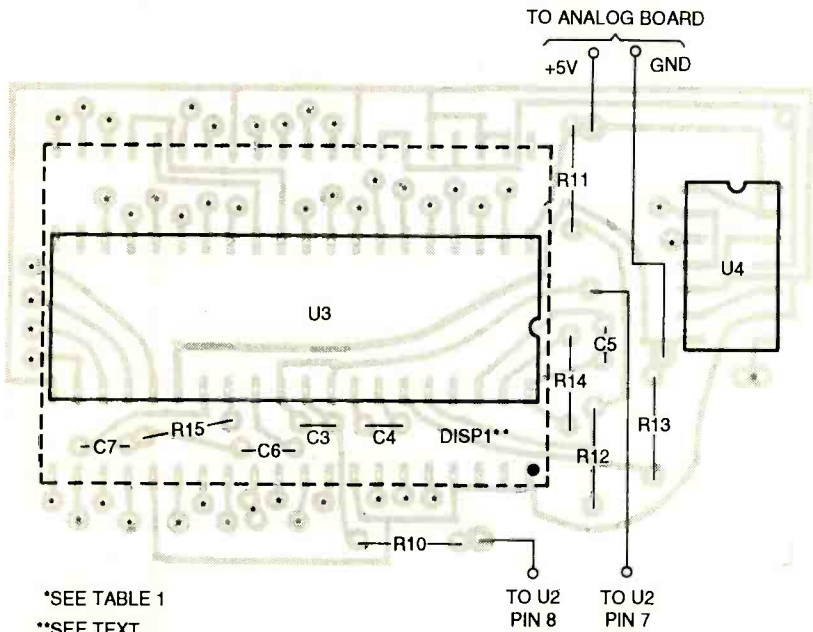
the most-significant-digit must then be a 3.

Integrated circuit U4-c simultaneously examines the "g" segment of the second most-significant digit and the back-plane waveform generated by U3. When the "g" segment is active (8 or 9), the output at of U4-c at pin 10 is at a logic 1. Otherwise it is zero for digits 0 and 1. Integrated circuit U4-b is used to conditionally invert the back-plane waveform, so that its output is identical to back-plane when the digit is 0 and 1, and is an inverted back-plane when the digit is 8 or 9.

Integrated circuit U4-b pin 4 feeds segment "e" of the most-significant-digit, which must be displayed as a "2" when the next digit is 8 or 9. Similarly, U4-a is used as a conditional inverter so that the "c" segment of the most-significant-digit is always driven opposite to the "e" segment as required for a "3."

Finally, U4-d is used as an inverter so that the remaining segments, common to display a digit of 2 and 3, are always energized. The logic circuit, comprised of U4, always generates the correct most-significant-digit of the barometric reading, but cannot display any digit other than 2 or 3.

**Construction.** The Digital Barometer was built on two single-sided, printed-circuit boards; one is referred to as



\*SEE TABLE 1  
\*\*SEE TEXT

Fig. 6. After assembling the display board, install all of the jumper connections listed in Table 1 on the component sided of the board. The LCD module is then mounted to the copper side of the board.

analog board (which contains the analog circuit and regulated power supply) and the other is called the display board (which contains the A/D converter, digital logic, and LCD readout). Splitting the circuit into two sections allows stacked printed-circuit construction so that the entire project can be assembled into a small enclosure, complete with the battery. The readout was mounted on copper side of the digital board to allow it to protrude through the cover of the housing, for ease of viewing.

If you do not wish to etch your own boards, they are available from the source given in the Parts List. Templates for the two printed-circuit boards are shown in Fig. 3 (the analog board) and Fig. 4 (the display board) full scale. The parts-placement diagrams of the analog and display boards are shown in Fig. 5 and 6, respectively. Also shown in those diagrams are the hard-wire connections between the boards and to the external components.

It is recommended that sockets be used for the DIP IC's. Because of the limited space in the recommended enclosure, only low-profile sockets should be used. The LCD readout can be soldered directly into the digital board. If desired, a socket for the readout can be fabricated by cutting a 40-pin DIP socket in half lengthwise. Do not install the readout or IC's into

**TABLE 1—JUMPER CONNECTIONS**

From	To
U3 pin 2	DISP1 pin 18
U3 pin 3	DISP1 pin 19
U3 pin 4	DISP1 pin 20
U3 pin 5	DISP1 pin 21
U3 pin 6	DISP1 pin 22
U3 pin 7	DISP1 pin 23
U3 pin 8	DISP1 pin 17
U3 pin 9	DISP1 pin 14
U3 pin 10	DISP1 pin 15
U3 pin 13	DISP1 pin 26
U3 pin 14	DISP1 pin 13
U3 pin 15	DISP1 pin 10
U3 pin 16	DISP1 pin 29
U3 pin 17	DISP1 pin 31
U3 pin 18	DISP1 pin 9
U3 pin 22	U4 pin 8
U4 pin 8	DISP1 pin 32
U3 pin 23	DISP1 pin 30
U3 pin 24	DISP1 pin 11
U3 pin 25	DISP1 pin 27
U4 pin 2	DISP1 pin 5
U4 pin 3	DISP1 pin 7
DISP1 pin 12	DISP1 pin 6
U4 pin 11	DISP1 pin 12

the boards until you are instructed to do so later on during the checkout procedure.

Pay strict attention to the orientation of all polarized components; if any of the polarized components (electrolytic capacitors and IC's) are inadvertently installed backwards, the circuit won't work and there is the possibility of damage to one or more of the components.

The accuracy of the barometer relies on the tolerance and stability of

## PARTS LIST FOR THE DIGITAL BAROMETER

### SEMICONDUCTORS

- U1—AN78L05 5-volt, 100-mA, voltage regulator, integrated circuit
- U2—LM324N quad op-amp, integrated circuit
- U3—ICL7106CPL 3½-digit A/D converter, integrated circuit
- U4—CD4030BE quad exclusive-or gate, integrated circuit
- DISP1—LCD004 4½-digit or similar LCD readout (Digi-key)
- SENS1—MPX2100AP 15-PSIA pressure sensor (Motorola)

### RESISTORS

(All fixed resistors are ¼-watt, 1% metal-film units, unless otherwise noted.)

- R1—332,000-ohm
- R2—15,800-ohm
- R3—143,000-ohm
- R4—R6, R11, R13—100,000-ohm
- R7—150,000-ohm
- R8—2,000-ohm PC mount, cermet potentiometer
- R9—76,800-ohm
- R10—1-megohm ¼-watt, 5%, carbon
- R12—4120-ohm
- R14—100,000-ohm, ¼-watt, 5%, carbon
- R15—47,000-ohm, ¼-watt, 5%, carbon

### CAPACITORS

- C1—10-µF, 15-WVDC, axial-lead electrolytic
- C2—0.1-µF, ceramic-disc
- C3—0.01-µF, ceramic-disc
- C4, C6—0.47-µF, ceramic-disc
- C5—100-pF, ceramic-disc
- C7—0.22-µF, ceramic-disc

### ADDITIONAL PARTS AND MATERIALS

- B1—9-volt transistor-radio battery
- S1—SPST miniature toggle or slide switch
- Printed-circuit materials, enclosure (Radio Shack 270-222 or similar), IC sockets, battery holder and connector, wire, solder, hardware, etc.

**Note:** The following items are available from A. Caristi (69 White Pond Road, Waldwick, NJ 07463): Pressure sensor (SENS1), \$39.50; a set of two printed-circuit boards, \$19.75; 78L05 5-volt regulator (U1) 2.00; LM324 op-amp (U2), \$2.00; ICL7106CPL A/D converter (U3), \$16.50; 4030 quad xor gate (U4), \$2.00; set of eleven 1% metal-film resistors, \$4.95. Please add \$3.00 postage/handling to all orders. New Jersey residents please add appropriate sales tax.



the amplifier and A/D converter resistor values. For that reason, it is necessary to use only 1% metal-film resistors where specified in the Parts List. Ordinary carbon resistors are not stable enough for the circuit, and should **not** be used in place of the metal-film types.

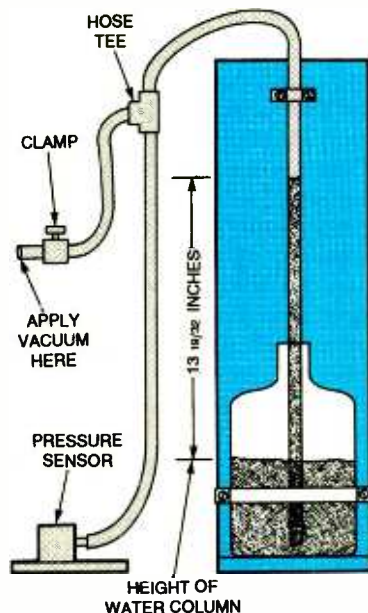
**Analog Board.** The pressure sensor is a reasonably sturdy device, but care must be taken when forming the leads at right angles so that the body lies flat on the board. Use two long-nose pliers when bending the leads—one to prevent stress on the lead where it enters the plastic body and the other to bend the terminals to the proper position.

Before forming the leads, locate pin 1 of SENS1, which is identified by a small indentation cut into the flat terminal of pin 1. Once you have identified pin 1, you'll be able to form the leads in the correct direction so that the sensor can be properly installed in the circuit. The use of mounting hardware for the sensor is optional; if used, place the head of the screws on the bottom side of the board to allow it to rest on the bottom of the enclosure. No pneumatic connection to the pressure port of the sensor is required for the barometer except during an optional calibration procedure (that is discussed later).

After completing the analog board, examine it very carefully for opens, shorts, and cold solder joints. It is much easier to correct a problem at this stage rather than later on should you discover that the barometer does not work.

**Digital Board.** To keep the size of the barometer as small as possible, the LCD readout was mounted on the copper side of the board. That allows you to mount the display board to the cover of the enclosure with the display protruding through a 2 $\frac{1}{16}$  by 1 $\frac{5}{16}$ -inch rectangular opening. Drill four holes in both the display board and cover to accommodate the mounting hardware. Be careful not to drill through any of the copper conductors.

The display board requires a number of jumper wires to complete the circuit; a listing of those connections are given in Table 1. Use #24 or #26 insulated, stranded wire for the



*Fig. 7. For those who wish to obtain the greatest possible accuracy from the circuit, this set up can be used to calibrate the Digital Barometer using a procedure founded in some basic laws of physics.*

jumper connections. All jumper wires must be placed on the component side of the display board to allow room for the readout module on the opposite side.

After all other components have been installed, install the LCD's socket (as described earlier), if one is to be used, on the copper side of the display board. Do not install the LCD at this point; the circuit must be determined to be bug-free first, with no opens, shorts, cold solder joints, or other construction errors.

**Final Assembly.** There are 4 connections that must be made between the analog and display boards; +5 volts, ground, and the two differential outputs from U2-c and U2-b. Use different color insulated stranded wire for those connections and be sure to allow sufficient lead length to permit the boards to be placed as required in the enclosure.

In the author's prototype, two corners of the analog board were cut off at 45° angles to permit the board to be positioned near one end of the specified enclosure, allowing sufficient room for B1 next to the board. It is not necessary to fasten the analog board to the recommended enclosure; it will automatically be held in

place when the cover is screwed down.

The wiring between the two circuit boards must be positioned so that it does not lie across the top of U3 when the cover of the enclosure is put in place; otherwise, there may be insufficient clearance when attempting to seal the enclosure that is specified in the Parts List.

Connect a battery clip to the circuit. When wiring the clip to the circuit, be sure to observe proper polarity as indicated in the parts-placement diagram. Switch S1 can be installed on the side of the enclosure. Because of the limited space within the enclosure, use a miniature toggle or slide switch.

**Checkout.** For the initial checkout of the circuit, do **not** install the IC's (U2, U3, or U4) or the display (DISP1) on the boards. The power supply will be checked first, using any DVM or VOM. Connect a fresh battery to the circuit. Connect the negative lead of the voltmeter to the circuit ground (negative battery terminal) and turn on S1. Measure the output of the regulated 5-volt supply at pin 3 of SENS1. You should get a reading of from 4.8 to 5.2 volts. If that checks out, proceed with the remainder of the test. If you do not obtain the proper reading, troubleshoot the circuit and correct the problem before proceeding.

If the power supply is not delivering the correct voltage, check the terminal voltage of the battery when powering the circuit: The minimum permissible voltage is 7 volts. Check the orientation of U1. With the battery disconnected, measure the resistance between the 5-volt bus and ground to be sure that there is no short circuit in the wiring.

When you are satisfied that the power supply is operating properly, disconnect the battery. Very carefully insert U2-U4 and DISP1 into their respective sockets, with the correct orientation. When installing those components, be sure that none of the IC pins are inadvertently bent underneath the body of the IC.

With all of the components installed, apply power to the circuit, and measure the voltage at pin 8 of U2, with respect to ground. You should get a reading of about 1.8 volts. If your reading does not coincide with that

voltage, carefully check to make sure that R1 through R6 are of the correct values. If in doubt, use an ohmmeter to measure the resistance of any resistor after disconnecting one end from the board. Try a new LM324N. Check the sensor for correct orientation in the circuit. Set R8 to mid-position and measure the voltage at pin 7 of U2. A reading of about 1.7 volts is normal. If you do not get the correct reading, check R7–R9 for the correct values.

The next step involves checking the operating range of R8, and if necessary changing R7 and/or R9 to compensate for normal tolerance variations in the sensor and other circuit components.

Connect the negative lead of the voltmeter to pin 7 of U2, and the positive lead to pin 8 of U2. Set the voltmeter to a sensitive range (such as 200-mV full scale). Apply power to the circuit and record the reading as R8 is adjusted to each end of its range. Ideally, the maximum and minimum readings should be centered around 100 mV (0.1 volt), with an adjustment range of at least  $\pm 10$  mV. It may be necessary to tailor the values of R7 and/or R8 in order to obtain a voltage-adjustment range that covers 90 to 110 mV as R8 is varied from one extreme to the other.

Once R8 has been centered about 100 mV, very slowly adjust R8 over its range and note the reading of the display. You should be able to obtain barometric readings of at least 29.00 to 31.00 inches of mercury. Remember, the circuit is not capable of displaying numbers such as 27 and 32, so ignore such readings, which can occur at either end of the adjustment range.

If you do not obtain a legitimate barometric display, or if the display is totally blank, the problem probably lies with the display board. A totally blank display indicates that the backplane-drive signal generated at U3 pin 21 (a 5-volt peak-to-peak square-wave of about 50 Hz) is absent. Check all of the components associated with U3. Check the orientation of DISP1 to be sure it is installed correctly.

Check the wiring to be sure that there are no solder bridges across the closely spaced conductors. If possible try a new A/D converter (U3) and xor gate (U4). If the display is energized,

but one or more of the digits has segments that are either incorrectly energized or extinguished, the problem is most likely with the connections between U3, U4, and DISP1.

Carefully review Table 1 to determine whether all of the jumpers are correctly wired. Check the solder connections to DISP1 for opens and shorts. When the barometer is operating properly, set R8 to the current barometric reading, which can be obtained by calling a local airport or tuning into a radio or TV weather report.

**Precision Circuit Calibration.** The Digital Barometer can provide reliable and accurate readings since the tolerance of the sensor and circuit components are reasonably good. For those who wish to obtain the greatest possible accuracy from the circuit, a simple calibration procedure using some basic laws of physics can be used to trim the amplifier gain for the particular sensor used in the circuit.

Calibration involves using a water-column manometer, which can be assembled from easily obtainable materials. The manometer is used to simulate a pressure difference of 1 inch of mercury so that the circuit is checked at two different pressure readings, 30.00 and 29.00 inches. Resistor R2 can then be trimmed to provide a precise circuit gain for a change in pressure of 1 inch of mercury.

Figure 7 illustrates the manometer setup. The materials require include a clean bottle, clear plastic tubing, a hose "tee" to make a 3 way connection, a hose clamp, a short length of wood, and a scale. (A small amount of food coloring can be used to make the water level easier to see.) The accuracy of this procedure is determined by how precisely you can measure and set the height of the water column, which can be marked on the length of wood.

The bottle and plastic hose can be secured to the wood to keep the tubing above the top of the bottle as straight as possible. Keep the assembly vertical during the procedure. With the pressure sensor connected to the manometer as shown in Fig. 7, apply power to the circuit. Open the clamp and be sure that there is no

water or bubbles in the tubing above the water level in the bottle. Set potentiometer R8 so that the display reads 30.00 inches.

Now gently apply suction to the open end of the tubing so that the water level rises in the tube. Carefully raise the level of the water  $13\frac{1}{32}$  inches (34.5 centimeters) above the level in the bottle. Close the clamp so that the water in the tubing remains at the desired level. Note the reading of the barometer, which should be 29.00 inches.

If the reading is greater than 29.00, the amplifier's gain is set too low, and the value of R2 needs to be reduced. If the reading is below 29.00, R2 needs to be increased. The required change in R2 will be extremely small, possibly less than 100 ohms. It's best to use a small carbon resistor connected in series to raise the value, or a large carbon resistor connected in parallel to reduce the value.

Once the optimum value for R2 has been determined and placed in the circuit, the barometer is calibrated. Adjust R8 for the prevailing barometric pressure.

**Using the Barometer.** Once R8 has been adjusted, it needs no further attention unless the altitude of the barometer is changed by moving it to another location. If so, reset R8 by obtaining a current barometric reading from an airport or weather report. When operating the barometer, you may see some fluctuation in the least-significant digit of the display; it should hover between two readings. That's normal for the A/D converter used in the circuit.

Also note that the circuit is far more sensitive than the common analog barometer, and will give a continuously updated pressure reading. Thus, you may see small changes in readings as the ambient air pressure varies. That can be very noticeable on a windy day. To use your barometer for weather forecasting, note the direction of change in readings taken an hour or more apart. Increasing readings usually indicate fair weather ahead; falling barometric pressure indicate stormy or unstable weather is on its way.

Be sure to turn off the instrument when not in use. That ensures long battery life. ■



**S**pinning pinwheel-like devices are frequently seen mounted atop the masts of ships, the masts of weather and air-sampling stations, and atop tall towers located at airports and air fields. Those wind-driven spinning devices are mechanical sensors that are part of an instrument—known as an anemometer—that is used to measure the force of the wind and hence its speed. Hikers, campers, bikers, home owners, drivers, pilots, and sailors are interested in wind speed and force because it allows them to anticipate hazardous weather conditions and plan activities accordingly.

In this article, we'll show you how to build a simple, effective, and inexpensive anemometer. But before we get into details of the circuit, it is wise to review some background material.

**Theory.** Wind consists of air molecules in motion. When those molecules strike an object, they impart a force (pressure) on the object that is proportional to their velocity. The total force on an object is the sum of the pressure per unit area multiplied by the total effective area of the object.

Paddles or cups mounted to a rotor can be used to convert the wind force into torque. That torque can then be used to turn a wire loop or coil that is positioned between two permanent magnets (a DC motor or generator) to produce a voltage that is proportional to the torque or wind speed.

The resulting voltage can then be processed and displayed on a DC ammeter (calibrated to read miles per hour, mph, instead of amps) as wind velocity.

That is the essence of the anemometer described in this article. The author used a simple DC motor as the generator. A rotor was then fabricated from parts obtained locally, and combined with the generator.

To calibrate the generator/rotor assembly, it was mounted on a board that was, in turn placed on top of the author's van. On a windless evening, the van was driven at speeds ranging from 5 to 45 miles per hour (MPH) in 5 MPH increments. The generator's output voltages were measured at various vehicle velocities, using a high-impedance voltmeter. The measurements were recorded, and data was then statistically processed and used to develop the graph shown in Fig. 1. As shown, the generator's output voltage varied linearly from 0 to 300 millivolts (mV) over the vehicle's speed range (0 to 45 mph).

**A Look at the Circuit.** Figure 2 is a schematic diagram of the Anemometer. That circuit, which is shown separated into two parts (the processor and the monitoring circuit) is

comprised of the generator (denoted MOT1 in Fig. 2), an LM324 quad op-amp (U1, whose individual op-amps provide pre-amplification, integration, and buffering), a pair of light-emitting diodes (LED1 and LED2), a 0- to 15-mA meter (M1), and a few support components.

A reed relay (K1) and decoupling capacitors (C1 and C3) were included in the processor portion of the circuit to insure that the generator voltage was not applied to the input op-amp before the  $\pm 9$ -volt supply voltages were present.

The input to the circuit (the voltage derived from the generator) is fed through K1 to the non-inverting input of op-amp U1-a. The output of U1-a is then fed to the inverting input of U1-b, whose output is then fed to the inverting input of U1-c. The output of U1-c is then fed to the final op-amp stage, U1-d, which is configured as a voltage follower. The output of U1-d is fed through a voltage divider network consisting of three fixed resistors (R10-R12) and a potentiometer (R13), to the DC ammeter, M1. That resistor string allows the meter to be set for full-scale deflection at 45 MPH. Switch S1 (a momentary-contact DPDT unit) is used to initiate a measurement.

Power for the circuit is provided by a

*Build this simple and inexpensive wind-speed measuring device and become your own meteorologist*

# Build an Anemometer

BY BOB SIMCOX





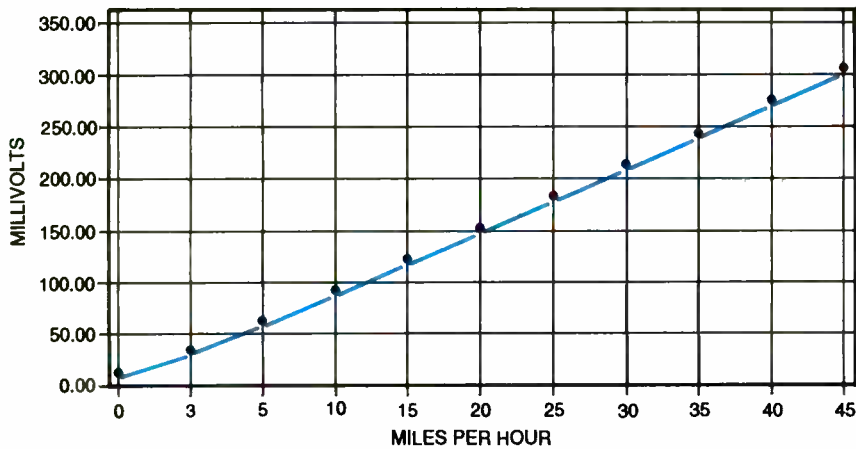


Fig. 1. The generator/rotor assembly was mounted on top of the author's van, which was driven at speeds ranging from 5 to 45 miles per hour (mph) in 5-mph increments on a windless evening. The generator's output voltages—measured at various vehicle velocities, using a high-impedance voltmeter—were recorded, and the data was used to develop this graph.

pair of 9-volt transistor-radio batteries (B1 and B2), to produce a  $\pm 9$  volts DC. That dual-voltage arrangement allows the output of the op-amps to go to zero volts instead of half of the supply rail. Two LED's, LED1 and LED2, are used to monitor the positive and negative supply voltages (LED1 for B1 and LED2 for B2).

**Electronics Construction.** The electronics portion of the project was assembled in two parts called the processor and the monitoring circuit. The processor portion of the circuit was assembled in a small section of perfboard (approximately  $1\frac{1}{2} \times 2\frac{5}{8}$

inches), and enclosed in the generator housing (more on that later). Resistor R3 in the processor board is actually a pair (3.3k and 15k) of series connected resistors. The monitoring circuit was hard wired on a barrier strip that was mounted in a 5-  $\times$  7-  $\times$  2-inch electrical breaker box. The two portions of the circuit were then connected to each other through a 50-foot length of 4-conductor cable.

**Mechanical Construction.** The rotor hub was fabricated from a  $\frac{3}{4}$ -inch  $\times$   $1\frac{1}{2}$ -inch bolt head. The required drilling and cutting is shown in Fig. 3. After all holes were drilled and the set-

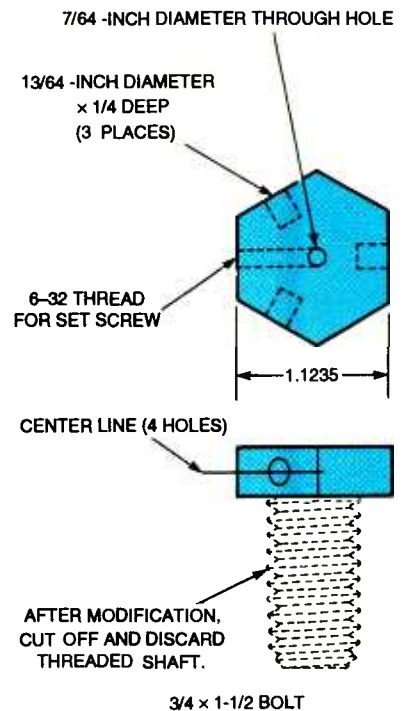


Fig. 3. The rotor hub was fabricated from a  $\frac{3}{4}$ -inch  $\times$   $1\frac{1}{2}$ -inch bolt head. The bolt head was drilled (as shown in this diagram) and shaft of the bolt was cut off. The bolt head was retained as the rotor hub and the shaft was discarded.

screw hole threaded, the shaft of the bolt was cut off and discarded. The bolt head was retained as the rotor hub. To assist in locating the holes, the faces and top of the bolt head were coated with a permanent marker

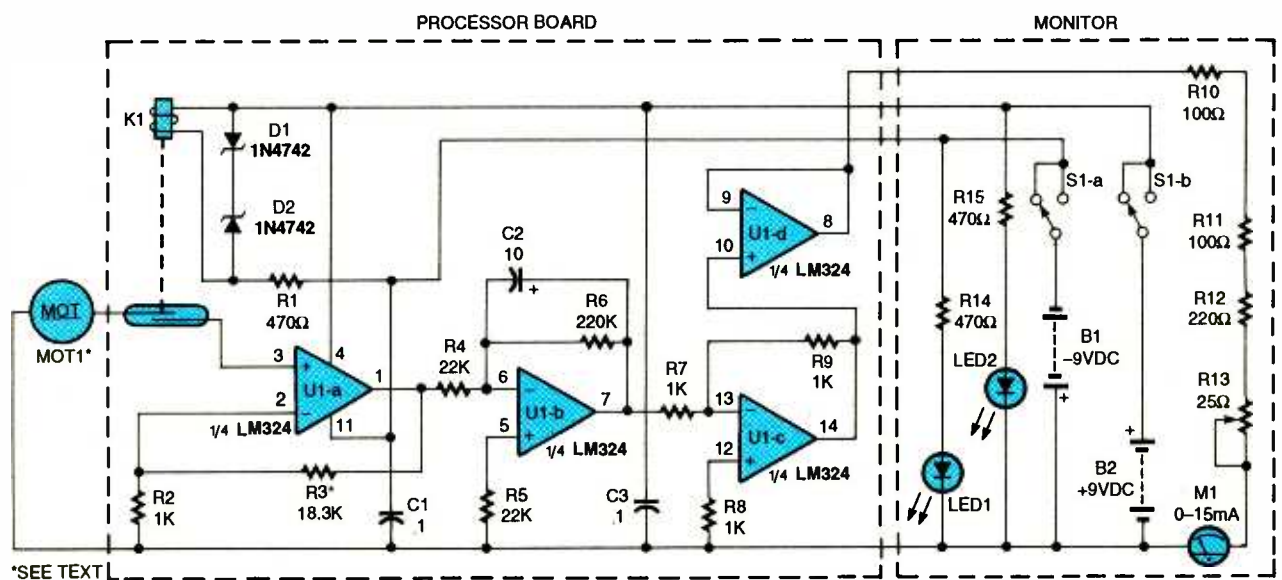


Fig. 2. The anemometer is comprised of the generator (denoted MOT1), an LM324 quad op-amp (U1, whose four op-amps form a preamp, an integrator, and buffer); a pair of light-emitting diodes (LED1 and LED2, which are used to monitor battery voltage), an ammeter (M1), and a few support components.



## PARTS LIST FOR THE ANEMOMETER

### SEMICONDUCTORS

U1—LM324 quad op-amp, integrated circuit

D1, D2—1N4742 12-volt, 1-watt, Zener diode

LED1, LED2—Light-emitting diode

### RESISTORS

(All fixed resistors are 1/4-watt, 5% units.)

R1, R14, R15—470-ohm, 1/2-watt

R2, R7—R9—1000-ohm

R3—18,300-ohm (see text)

R4, R5—22,000-ohm

R6—220,000-ohm

R10, R11—100-ohm

R12—220 ohms

R13—25-ohm potentiometer

### CAPACITORS

C1, C3—0.1- $\mu$ F, ceramic-disc

C2—10- $\mu$ F, 35-WVDC, electrolytic

### ADDITIONAL PARTS AND MATERIALS

MOT1—9-18-volt DC motor (Radio Shack #273-563), see text

M1—0-15 mA DC meter (Simpson SK-525-T2) or 0-15-volt DC meter (Radio Shack #270-1754), see text

K1—1-amp, 12-volt reed relay (Radio Shack #275-233)

S1—DPDT 6-amp momentary-contact, toggle switch

B1, B2—9-volt transistor-radio battery

Perfboard materials, enclosure, IC socket, pegboard hangers, electrical box connector, 3/4 x 1/2 inch bolt, soup ladle, set screws, sheet metal screws, 1/2-inch diameter PVC pipe, 1/2-inch PVC end caps, 1/2-inch diameter electrical conduit, 3 x 1 x 1/4-inch mounting plate (see text), epoxy, paint, 4-conductor wire, battery holder and connector, wire, solder, hardware, etc.

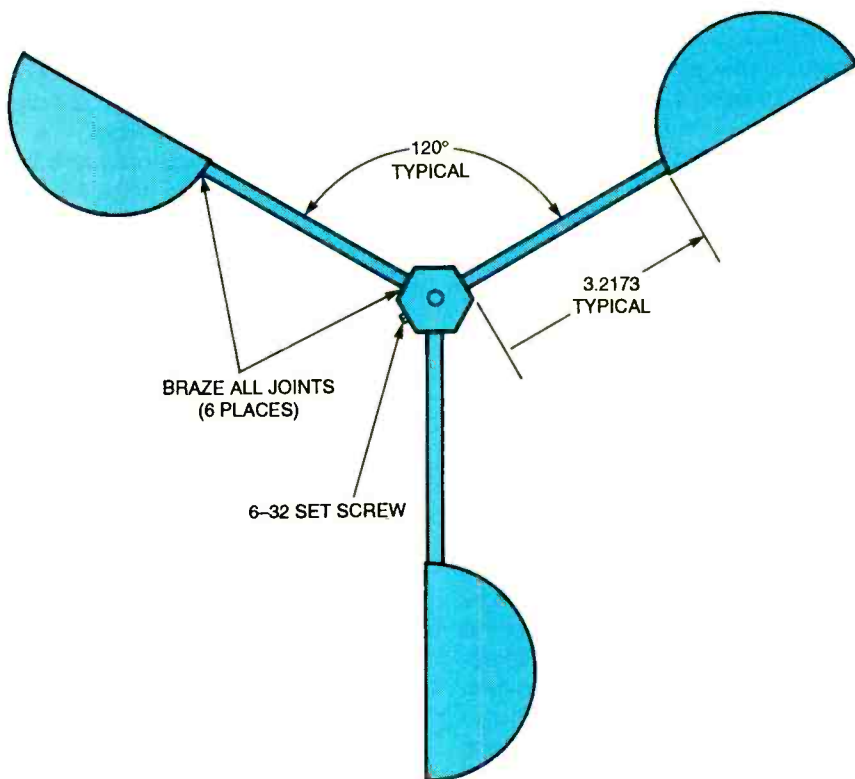


Fig. 4. Three rotor spindles were fabricated from 3 1/2-inch lengths of straight 1/4-inch diameter peg board hanger, and the wind cups were fabricated from 2 7/8-inch diameter soup ladles.

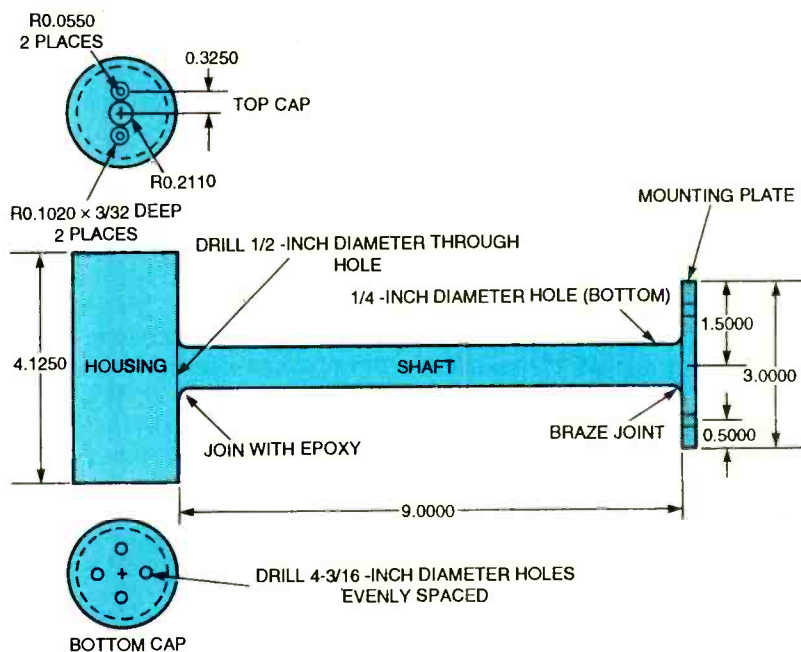


Fig. 5. The generator housing was fabricated from a 4 1/8-inch length of 1/2-inch diameter PVC pipe, a 1/2-inch length of electrical conduit, a 1- x 3- x 1/4-inch strap, and two 1 1/2-inch PVC end caps.

and then scribed across opposing corners to locate the center of each face and the center of the top.

Each of the three rotor spindles (see Fig. 4) were fabricated from 3 1/2-inch lengths of straight 1/4-inch diameter peg board hanger. Once the peg board hangers were cut to length, the spindles were beveled (using a grinder) to match the slope of the wind cups.

The three wind cups were fabricated from 2 7/8-inch diameter soup ladles. The ladle handles were cut off and discarded. The cups from the la-

dles were clamped face down on an insulated surface. The spindles were then clamped so that the beveled edges contacted the wind cups—coplanar with the mouth of the cups and centered. A single setup was used for all three spindles. The spin-

dle-to-wind-cup joints were then brazed and allowed to cool. The hub ends of the three spindles were flattened slightly to form a force fit when inserted in the 1/4-inch holes in the hub. The spindles were arranged so that all cups opened to the left when

viewed from the top and were at right angles to the plane of the spindles. The three spindles were then brazed to the hub to complete the fabrication of the rotor assembly.

**Generator Housing.** The generator housing (see Fig. 5) was fabricated from a 4½-inch length of 1½-inch diameter PVC pipe, a ½-inch length of electrical conduit, a 1- × 3- × ¼-inch strap, and two 1½-inch PVC end caps.

First, the 1½-inch PVC pipe was cut to length and a ½-inch hole was drilled through one wall at the center of the pipe (see Fig. 5). Next the ½-inch electrical conduit was brazed to the 1- × 3 × ¼-inch strap (as shown) to form the shaft and mounting plate. The shaft was then clamped to the housing so that the hole in the wall of the housing matched the internal diameter of the conduit. That joint was then coated with epoxy putty so that a smooth ½- to ¾-inch radius fillet was established between the shaft and the housing. Next the top end cap was drilled and then cemented to the housing with PVC cement. The generator was then mounted to the top cap. The mounting screws were coated with Elmers "Stix All" cement before installation. After mounting, the recessed counter bores were filled with "Stix All" for waterproofing.

Once the generator housing was complete, the processor circuit was connected to the generator (MOT1) using a twisted wire pair. Sufficient slack was left in the cable and generator wires so that the processor board could be removed from the housing for maintenance. Next, a 4-conductor cable was routed through the bottom ¼-inch hole in the shaft, through the shaft, through the ½-inch hole in the housing to the processor board. After connecting the 4-conductor cable to the board, the board was placed into the housing behind the generator, and the bottom cap was pressed onto the housing.

Holes for two #6 × ¾-inch sheet metal screws were drilled through the bottom cap into the PVC housing and the bottom end cap was secured to the PVC housing by the sheet metal screws. The entire assembly was then painted with silver epoxy paint.

**The Control Box.** The control box was fabricated from a 5- × 7- × 2-inch

electrical breaker box (from the author's junk bin). However any metal or plastic enclosure with a minimum size of 4 × 4¾ × 2 inches will do.

The control box was prepared by drilling four mounting holes for the meter using a template provided with the unit. Three additional holes were then drilled along the right side of the enclosure, next to the meter, to accommodate LED1 and LED2, and the momentary contact switch. Grommets were placed in the two LED holes to make a snug fit.

Next the meter has to be recalibrated for wind velocity. The relationship between wind velocity in MPH and current in milliamperes is given by:

$$X \text{ MPH}/45 \text{ MPH} \approx Y \text{ mA}/15 \text{ mA}$$

That equation was used to determine the new indices for the meter.

Once wind velocity conversion was calculated, the cover plate was removed from the meter, the milliamp markings were covered using correction fluid ("White Out"), and wind speed in miles per hour were placed on the meter face with an indelible-ink marker. After that, the meter's cover plate was placed back on the meter, and the meter was then mounted to the enclosure. Note that while a Simpson SK-525-T2 0- to 15-mA meter (also from the author's junkbox) was used in the prototype, a Radio Shack DC voltmeter (#270-1754) can be used if that unit's series resistor is removed. After that, the LED's were pressed into the grommets, and the momentary-contact switch was mounted just below the LED's.

A five-lug tie-point barrier strip was mounted on the upper-right meter-



*Most of the monitor circuit was assembled inside an electrical breaker box on a five-lug tie-point barrier strip, and connected to the meter, the power source, switch and LED's via hook up wire.*

mounting screw, and the resistor chain (R10, R11, and R12) was mounted across the five-lug strip. The variable resistor, R13, was mounted through a ¼-inch hole in a "Z-bracket." The Z-bracket can be nothing more than a 1-inch-wide strip of scrap metal bent at 90° angles in two places; the bends should be about an inch apart.

The battery clips were mounted on the inside surface of the panel using the two ½-inch holes and were fastened with ⅛-inch pop rivets.

One end of a 4-conductor cable was brought into the box through a ½-inch electrical clamp. The metering section of the circuit was then connected to the sensor portion of the circuit via the 4-conductor cable.

**Testing and Calibration.** The processor board and control box were bench tested using a 300-mV source. The 300-mV source was applied to the input of the circuit, producing an output of approximately 5.8 volts DC at U1-a, approximately -7.5 volts at U1-b, approximately 7.1 volts at U1-c, and approximately 6.8-volts DC at the output of U1-d. The generator was connected to the input of the processor board and a test run was made with the sensor mounted on top of the author's van.

Data from the test run was analyzed to determine that the resistor network should have a total resistance 450 ohms; R13 was then adjusted using a digital meter, to bring the network to the required value.

**Variations.** Design of the anemometer can be varied to accommodate variations in the size or type of wind cups, the DC generator used, the meter used, etc. The critical issues are: adjust the gain of the operational amplifiers so that the dynamic range of the generator is within the linear range of the op-amps, adjust the gain of the circuit to drive the combined meter and resistor string, and calibrate your unit using a similar process to the one used by the author.

If you wish, ±9-volt DC supplies could be used in place of the batteries to provide continuous display of wind speed. Also, the range of the meter could be increased or decreased to customize the anemometer to measure wind speeds that are typical at your location. ■





# The Smart Vehicles are Here

*Obstacle- and collision-warning systems are a reality now, and we cover them here.*

BY BILL SIURU

**S**omeday very "smart" cars may automatically travel down "smart" highways. Such robot cars are probably a long way off in the future, however the first "smart" devices that can detect obstacles and avoid collisions are now coming on the market. As you might expect, these systems use technology previously developed for defense and aerospace applications. Let's look at them.

**Obstacle Detection.** The Forewarn detection system makes a child's school-bus ride a bit safer. Forewarn was developed by Delco Electronic Corporation, a subsidiary of General Motors' Hughes Electronics. It uses two microwave radar units (see Fig. 1) to detect a child who might be in front of the bus and beside or underneath the

bus toward the curb side. Those are the two most dangerous areas around a school bus. If a child is detected, the driver gets both visual and audible warnings via a display unit near the driver. The system goes into operation whenever the stop-arm is extended and the bus is stopped.

Microwave radar was chosen over other sensing techniques including ultrasonic, infrared, and laser radar. According to Delco, all three of those are degraded, or even fail, if obstructed by ice, snow, or mud. In addition, ultrasonic sensors can be blinded by heavy rain, and IR devices are temporarily blinded by bright sunlight. IR sensors can also fail to detect certain colors of clothing or not differentiate heavy clothing from the background under low-temperature conditions. Furthermore, both IR and

laser radars can view only limited areas, thus requiring several sensors to provide sufficient coverage.

Forewarn was tested over an eight-month period involving 30 bus drivers in three school districts in Indiana. The system is easily retrofitted into buses already in service. With minor modifications, it could be used in large trucks and recreational vehicles as well.

Hako International is already offering a low-cost, easy-to-install system that can detect and warn you about objects when backing up. Its Reverse Alert Back Radar system consists of three components (see Fig. 2): the detector mounted on or under the rear bumper, the control box which can be located in the trunk, and the alarm unit in the vehicle. The detector is activated when the vehicle is put into re-

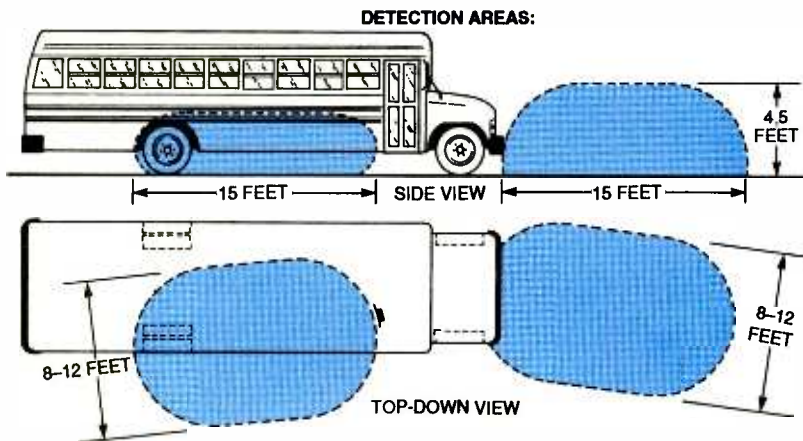


Fig. 1. Shown here are the detection areas monitored by the Forewarn two-sensor system. Note the protection corridor on the curb side of the bus.

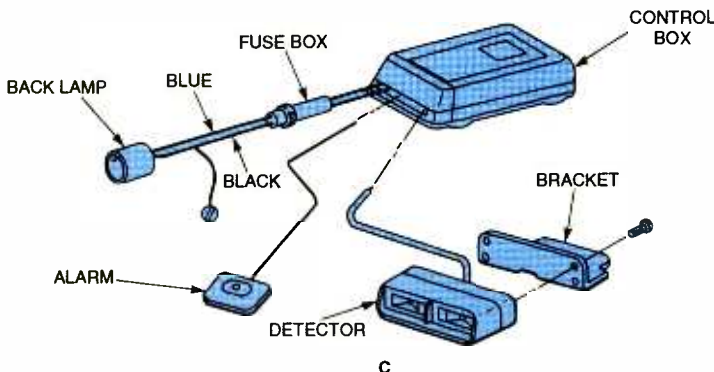
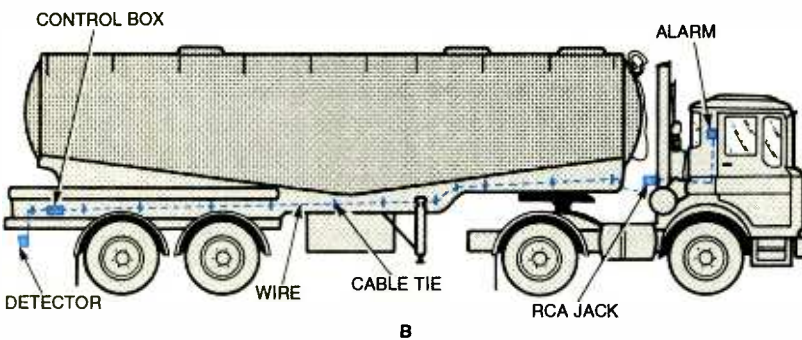
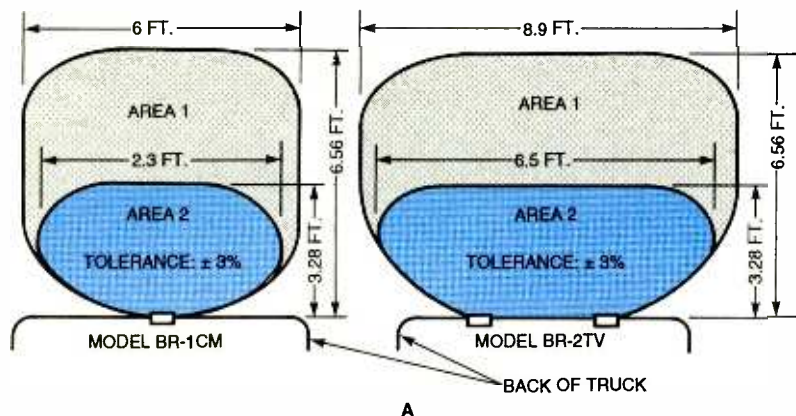


Fig. 2. Shown in A are the protection perimeters of the Hako International Reverse Alert Back Radar System. The positions of its key components, and the components themselves are shown in B and C, respectively.

verse. The "1st Alert" (an intermittent tone) is sounded when an object is within a range of 3-to-7 feet behind the vehicle. The tone becomes continuous, when the object is within 3 feet.

According to Hako, the ultrasonic system will work in heavy rain, snow, or fog provided the sensor's window is kept clean. The system with one sensor for use on a car, minivan, or small truck sells for \$119. A two-sensor system, as needed for large vans and trucks, costs \$155.

As the name implies, BMW's Park Distance Control (PDC) system makes parking easier and safer. PDC uses four "very ultrasonic" sensors placed in the front and rear bumpers (see Fig. 3). The sensors are positioned to monitor the entire area around the front and rear of the car at distances up to 1.5 meters (4.9 feet).

PDC is activated when the driver shifts the vehicle into reverse. It remains active until the vehicle reaches a forward speed of 30 km/hr (19 mph) or until the car has moved about 50 meters (164 feet). The driver can manually control the system by a switch on the console. For example, the system can be kept operating for longer distances or at higher speeds by flipping the switch.

PDC uses a CMOS single-chip microcomputer with a 4K ROM and 176-byte RAM memory that selects and activates sensors, generates the ultrasonic signal, analyzes the measurements, and performs system control. The individual ultrasonic sensors have an oscillating piezo-ceramic detector sealed in a membrane and are mounted with special separation and damping techniques. They are temperature compensated as well.

As soon as the sensors detect an obstacle via a reflected echo, additional measurements are made to determine the distance. Filters in the computer software validate the reflected signal. After the information has been processed, the two sound emitters, one at each end of the car's interior, start sounding. As the car comes closer to the obstacle, the sound becomes more frequent. At a minimum predetermined distance, the signal stops as you start moving away from the obstacle.

Safety First Systems Ltd. has de-



veloped a Back-Up and Lane Changing Warning System. The system uses FM-CW radar to help eliminate blind spots when backing up or changing lanes (see Fig. 4). The system can detect both stationary and moving objects at distance of up to 40 feet with a relative range resolution of 0.6 feet. That means objects such as children, cars, trucks, bicycles, and telephone poles are detected.

The transmit/receive antenna consists of a dual, bistatic microstrip-patch design that is mounted on the rear and sides of the vehicle. The radar operates at 10.525 GHz with a 50-MHz bandwidth. Its low average power (about 50 microwatts), 3% duty cycle, and narrow IF bandwidth prevent interference with other similar units that might be operating in the vicinity. The area of detection is divided into four zones of detection (0 to 6 feet, 6 to 12 feet, 11 to 20 feet, and over 20 feet). This capability permits multiple-object recognition and discrimination with a very low false-alarm rate.

The system detects obstacles to the rear when the vehicle is put into reverse. Next-lane obstacle detection is activated with the turn signal. The FM-CW method, can be adapted to other frequencies and bandwidths, and can provide detection and discrimination between multiple stationary and moving objects. In addition to range, relative velocity can be determined. Object position may be triangulated for cross-range position information, too.

**Collision Avoidance.** Studies done by Diamler-Benz a few years ago showed that giving a driver a split-second of warning could reduce rear-end collisions by 60%, intersection accidents by 50%, and head-on crashes by 30%. There are several systems appearing now that can provide that warning.

The VORAD Vehicle Collision Warning System for cars, buses, and heavy-duty trucks (see Fig. 5) is offered by Eaton VORAD Technologies. VORAD, which stands for Vehicular On-Board Radar, uses a low-power (about 20 watts for the entire system) microwave radar to simultaneously track up to 20 moving or stationary objects. The signals are relayed to the system's central processor, which continually

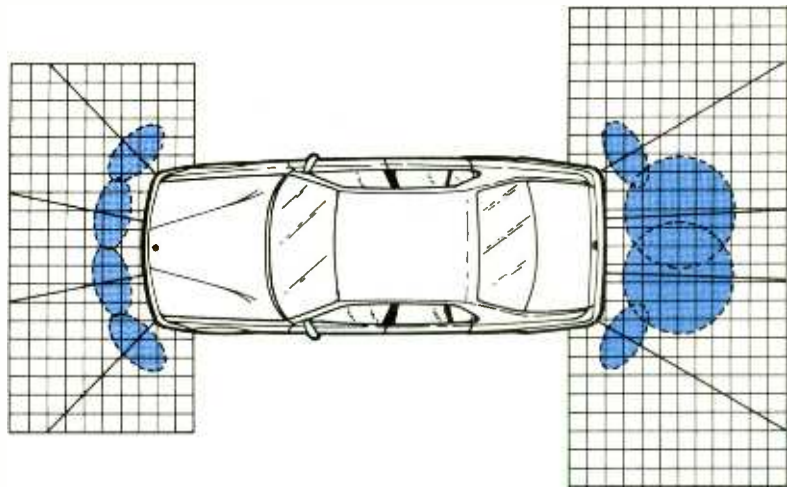



Fig. 3. Detection zones for the PDC system tend to be tight around the front of the vehicle, but less snug toward the rear.



This is the forward Forewarn radar transmitter/receiver, which mounts on the front of a school bus. It warns drivers of children that are out of sight, under the hood line.

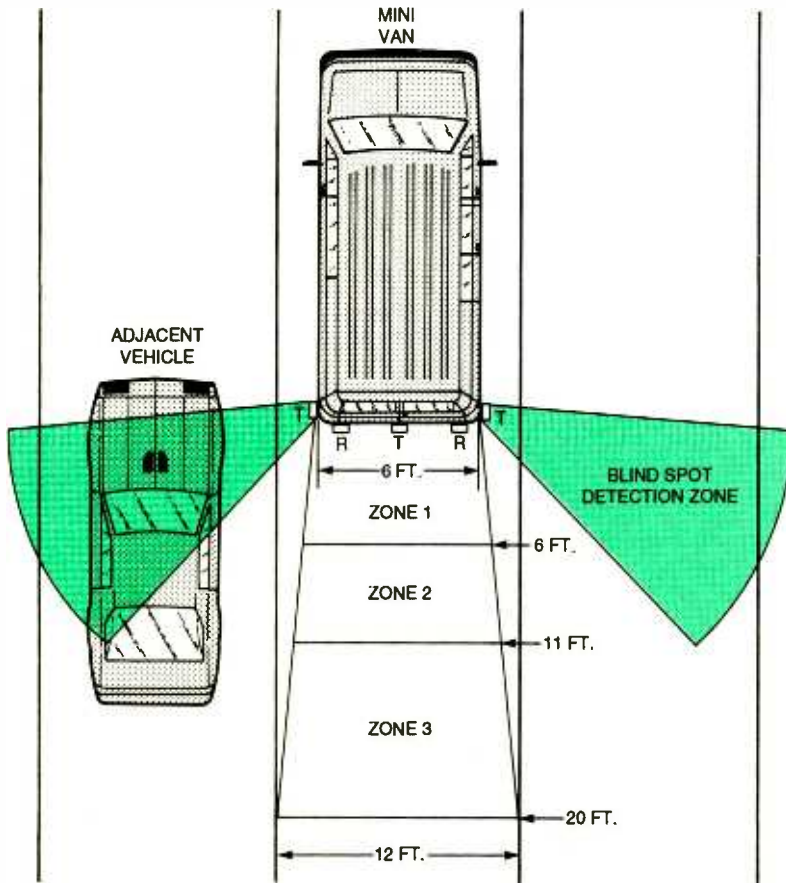


Fig. 4. The detection zones for Safety First Systems' Vehicular Obstacle Detection and Warning System can help avoid lane-change collisions by monitoring a driver's blind spots.

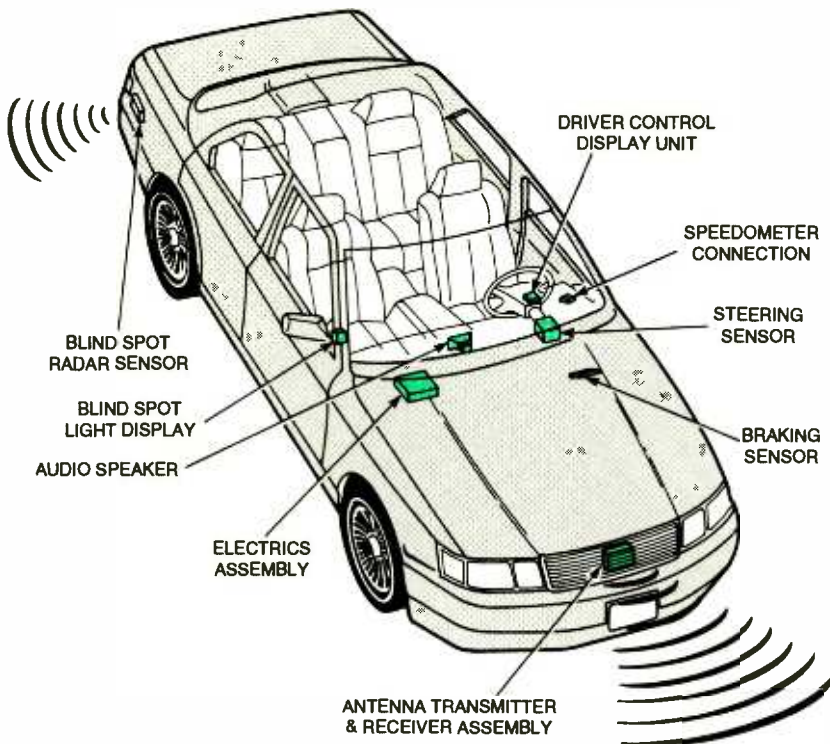


Fig. 5. Once VORAD equipment is installed in an automobile, it provides both forward, and blind-spot detection.

analyzes the relative speed and distance of the nearest three vehicles. If there is a potential hazard, such as another car braking suddenly, a warning is given via lights on a dashboard-mounted control/display unit or by an audio speaker. VORAD has a computational rate of over 10-times-per-second providing drivers with greater reaction time under poor-visibility conditions such as darkness, dense fog, dust, or smoke.

The driver can adjust both the advance-warning time and radar range to suit the driving conditions. While short distances are desirable in urban driving, the range can be increased up to 350-feet for interstate conditions. The system will work on a host vehicle traveling at up to 120 mph and for closing rates of 0.25 to 100 mph.

A 1989 National Highway Transportation Safety Administration (NHTSA) report concluded that sideswiping was the cause of 49% of the 2122 accidents studied. Most occurred during left-to-right lane changes. Thus the VORAD can be ordered with an optional "blind spot" detector. This microwave-radar sensor alerts the driver with a red light when a vehicle has entered the driver's blind spot and a yellow one when the vehicle has cleared the area. If a turn signal is turned on when the red light is lit, a warning sound is emitted to indicate a hazardous situation. The forward-looking radar operates at 24.125 GHz, whereas the blind-spot radar works at 10.525 GHz.

SmartCruise, not yet commercially available, will combine VORAD with the vehicle's cruise-control system to automatically maintain a fixed distance from any traffic ahead. When traveling at a set speed and you approach slower traffic, the adaptive cruise control automatically slows the car down to maintain a safe distance from the traffic.

The first major user of the VORAD system is Greyhound Lines, Inc. All of the 2400 buses in its fleet will eventually be equipped with it. Their version warns if: the preceding vehicle is less than a minimum of five seconds away, the driver is overtaking another vehicle too rapidly, the vehicle ahead suddenly decelerates, or if another vehicle is occupying the blind spot on the right side when changing lanes.




Also included is an Accident Recorder—a “black box” that records the last 10 minutes of driving for accident reconstruction by law-enforcement officials and insurance adjusters. Incidentally, accident reconstruction by such means is becoming more important as anti-lock braking systems (ABS) become more widely used. That’s because ABS-equipped vehicles leave faint, if any, skid marks, so it is very difficult to determine pre-accident conditions. Also included on the Greyhound installation is VORAD’s integral trip recorder, which monitors idle time, the average and maximum speeds, the average following distance, the number of hazard warnings given to the driver, and the distance traveled. The Greyhound fleet averages 200-million miles annually and the company expects the VORAD vehicle-collision warning system to cut accidents by 25%.

Vehicle Radar Safety Systems, Inc. (VRSS) is now offering its VR-1000A Rashid Radar Safety Brake collision-warning system for after-market installation on cars and trucks. The system consists of three main components. A miniaturized, 3-inch diameter microwave radar is mounted at the front of the vehicle as high or higher than the front bumper. The brain of the system is a microprocessor that interprets signal returns from the radar, performs all computations, and sends commands to the Dashboard Monitor. Uninstalled, the system costs under \$1000.

The radar sends out a narrow-beam signal so the system only detects objects in the path of the vehicle and reacts only to those objects that pose a potential hazard. The system discriminates and ignores roadside objects such as road signs, buildings, stoplights, parked cars, and bridges. The system can also handle guardrails and signs while driving on curved and winding roads. According to VRSS, the system will work in the day or at night, and in all types of weather conditions, including fog, rain, sleet, snow, and even smog.

The signal processor constantly computes vehicle speed, distance to an object, difference in speed between the vehicle and an object, and “relative motion” (that is if the vehicles are changing speed with respect to each other). By evaluating that data,



*These are the components of the Rashid Radar Safety Brake Collision Warning System. Shown are the dashboard monitor (left), electronic signal processor (center), and microwave radar antenna (right).*

the system determines the type of warning the Dashboard Monitor will provide. Those include a precautionary yellow alert when your vehicle’s speed is greater than that of the object ahead. If you continue to advance on the object, a red warning signal and a buzzer tell you to slow down, brake, or steer clear. If you are still advancing on a collision course, the buzzer will continue and the final

“Danger” light will come on. When a danger comes up suddenly, such as a vehicle swerving into your path, all the lights and the buzzer come on at the same time.

While the VR-1000A comes on when the you turn on the ignition, it does not start working until you are traveling at about 10 mph. This precludes interfering when parking or while maneuvering in tight quarters. The system also recognizes bumper-to-bumper traffic and does not provide continuous warnings just because other vehicles are always in your path. Instead, the system still monitors speeds and distances, but only provides warnings when these factors indicate that you should take action to avoid a collision. By having a 30-mph speed-differential threshold, warnings will not be given when vehicles approach from the opposite direction on a two-lane highway.

Though not available yet, VRSS is also working on an advanced unit that will include a Braking Assist System. With it, if you fail to heed or cannot heed the warning of an impending collision, a “Decel” light will come on to let you know the system is decelerating the vehicle. If braking is also required, the Brake light comes on indicating that the brakes are also being applied, as needed, by the system.

Even this first wave of “smart” additions for vehicles can offer dramatically improved driving safety. We eagerly await the next wave: totally smart cars and highways. ■

### Sources of Information

#### **BMW of North America**

300 Chestnut Ridge Road  
Woodcliff Lake, NJ 07675  
Tel. 201-307-3790

#### **Delco Electronics Corporation**

One Corporate Center  
Kokomo, IN 46904-9005  
Tel. 317-451-5407

#### **Eaton VORAD Technologies**

10802 Willow Court  
San Diego, CA 92127  
Tel. 800-782-7825 or 619-674-1200

#### **Hako International**


311 Ohua Ave #505E  
Honolulu, HI 96815  
Tel. 808-922-6489  
FAX: 808-924-7313  
or  
P.O. Box 7698  
Arlington, VA 22207  
Tel. 703-549-1797

#### **Safety First Systems, Ltd.**

550 Stewart Avenue  
Garden City, NY 11530  
Tel. 516-227-2440 FAX: 516-227-2427

#### **Vehicle Radar Safety Systems, Inc.**

Town Square Building, 10 South Gratiot  
Mt. Clemens, MI 48043  
Tel. 313-463-7883



# The Robix Robot-Construction Set

*A great learning tool that's lots of fun to build and use.*

BY MARC SPIWAK

Leisure time is a precious commodity these days. With the economy the way it is, most of us—at least those who have to work for a living—barely have enough time to do enough work to make enough money to pay all the bills. And that means that most of us just don't have time to play with "toys."

However, the Robix RCS-6 Construction System from Advanced Design, Inc. (1101 East Rudasill Road, Tucson, AZ 85718. Phone: 602 544-2390, Fax: 602-575-0703) is no toy. It is a serious educational tool that also happens to be a lot of fun.

The RCS-6 robot-construction set lets you build custom robot arms that you control from a PC. A pre-assembled interface unit lets you connect the arms to the PC's printer port with an ordinary printer cable. The arms can then be controlled manually or programmed to perform various tasks under computer control. And while the set is simple enough that it can be used by elementary-school kids, it's also sophisticated enough to hold interest at the university level.

Although the RCS-6's price of \$550 might be a bit steep for many individ-

uals, no science class or technical college should be without one. Students at all levels would probably find the RCS-6 to be the best class activity of the year. And for those parents that can afford it, the RCS-6 is a much better mind-sculpting investment than a Sega Genesis or Super Nintendo game system.

**What's it Good For?** Children's toys—good ones, anyway—are designed to help develop strong minds, and many of them actually help kids develop career interests. The same can be said of the RCS-6, except that





The Robix RCS-6 robot-construction kit comes with everything you need to build many different types of robot arms. Included are 6 servo motors, two different bases, a variety of clamps and joints, an instructional video, basic tools, and more.



For ease of access and storage, the Robix kit comes housed in a rugged tackle-type box as shown here.

the RCS-6 will probably inspire just as many career changes as it will first-time careers.

That's not to say that the RCS-6 is too complicated for kids under a certain age. There are plenty of children under the age of five that are more comfortable with computers than their parents. Besides, running some simple DOS-based software and connecting a printer cable is all you have to do on a computer to use the RCS-6. The rest of it is similar to playing with an Erector Set.

But even though the RCS-6 is educational and fun, it is, once again, not just a toy. It can be a productive and useful tool, and is, in fact, used in industry. For example, a General Electric R&D lab uses an RCS-6 robot to handle test tubes for feeding a gas chromatograph. The RCS-6 is actually a quick, simple, and relatively inexpensive way to add robotic capabilities to many light-duty industrial applications. That's because custom-made, single-purpose robots can be prohibitively expensive.


**What you get.** The RCS-6 comes with two different mounting bases, various sized anodized aluminum brackets, different types of clamps, and many accessories. Even the few required tools—a small Phillips screwdriver and an allen wrench—are supplied. There's even a pair of goggles to guard against the remote possibility of eye injury during construction. To round things out, the set comes housed in a rugged tackle box that provides easy access to everything.

The computer-interface unit is small in size and rests on the robot-arm base. It turns commands from your computer into control signals for the six servos. The interface also has two on/off outputs that can supply up to 150 milliamperes of drive current for LED's, relays, solenoids, or whatever. Also included are 0- to 5-volt analog-sensor inputs and an 8-bit A/D converter as well as simple on/off switch-closure inputs. While an AC adapter for the interface is included, you do have to supply your own printer cable to connect the interface to your computer. However, you probably already have the printer cable if you already have the required PC.

Which brings us to the computer. Although you need a computer to control the RCS-6, a lowly 4.77 MHz PC is all the computing power you'll need. If you don't already have an old PC clone, and can't find one that someone has put out for the garbage men, you can certainly purchase one for much less than the price of the RCS-6.

The RCS-6 comes with enough parts to make all different kinds of arms—though not all at once—with up to six motorized joints, or elbows. The motors are actually Futaba S148 hobby servos, which can be readily replaced if the need ever arises. The servos provide a good degree of precision to any arm movement, although they can get the "shakes" when they try to maintain a steady position under load.

Quite often people are hesitant in using anything that connects to a computer, and on top of that the RCS-6 can seem intimidating at first simply because of all the parts included in the set. Fortunately, a VHS videotape that is supplied along with the instruction manual dissolves all



*Fore! Although not the most serious application for the Robix arm, it is always up for a good game of golf. It is shown here teeing up its shot.*

fears one might have of using the set. Although you can start right out and build the robot arm of your dreams, it's best to start off by watching the video or following along with it, and build the example arm shown. It's a good way to familiarize yourself with the parts and how they're used. And they are very easy to use. Using the software is also explained in the video, and it turns out that the software, too, is simple to use.

**Building An Arm.** When you set out to build an arm, you have to consider where you want to have movement and what sort of movement you want. You basically get to decide where you want the shoulders, elbows, wrist, and gripper. We built the arm demonstrated in the video, which makes use of all six servos. Aside from a few starts and stops, we were able to keep up with the assembly pace of the demonstration video, and had our arm assembled in about an hour.

An important part of the assembly procedure is to properly dress the servo wires so that none will be damaged by pinching or bind the arm's motion. Foam-rubber blocks and spiral wire wraps are included to help secure the wires. The servos are numbered 1 through 6 according to their position moving outward from



*The Robix arm at work in a GE research lab.*

the base. Their leads are connected to the interface outputs by a trial-and-error process. Connecting a servo lead to any output on a live interface will make that servo come to life. Then its number can be noted and its lead plugged into the proper output.

**Software Control.** The software comes on a single floppy disk, and both 3½- and 5¼-inch disks are included. A customizable batch file sets

up the software to run on your machine and loads the driver. The software is relatively easy to use, and Windows-like in appearance.

Various software consoles and menus let you control the arm from either the keyboard or the mouse. On the keyboard, keys 1–6 move servos 1–6 in one direction, and the keys below them ("qwerty") move the servos in the opposite direction. The two rows of six keys below those control the servos with much slower movement for more delicate maneuvers. Keys can be pressed individually or in combinations.

Any movement or combination of movements can be stored. The motion can then be repeated with a key-stroke or mouse click. A motion sequence can also be stored as a macro that can be used to control the arm under higher-level software so that a PC can control an entire system incorporating a Robix arm to do some task. Also included are C and Quick-

BASIC libraries to run your robots.

**Is It Worth It?** We had a lot of fun building just one robot with the Robix RCS-6, and we barely scratched the surface. Surely, if you are interested in robotics you should do whatever you have to do to get your hands on one of these arms; it is a must-have learning tool. Even better, it is one that could be put to useful work as in the GE lab mentioned earlier. ■



# GIZMO

A CHRONICLE OF CONSUMER ELECTRONICS

## CD Harmony

**STUDIO 24 CD MANAGEMENT SYSTEM MODEL DAC-2403.** Manufactured by Fisher Audio/Video, 21350 Lassen Street, Chatsworth, CA 91311-2329; Price: \$299.95.

It's true confessions time: As teenagers, we (well, at least *some* of us) used to *stack* our LP's, letting them drop and spin on top of each other, so that we could have a couple of hours of uninterrupted music while studying, or partying, or just hanging out. Yes, we knew it was bad for the records, but stopping what we were doing every half hour was just . . . such a drag! (That's one reason that our album collection from the 1960's and 70's is in such bad shape!)

A few years later, we got our first double cassette deck, which let us play tape A followed by tape B. Also, whenever we bought a new tape, we could play it in an endless loop, usually at high volume, much to our parent's dismay.

When CD's became our music medium of choice, we immediately appreciated the extra cuts that could be squeezed on each disc. Furthermore, five- or six-disc changers provided unparalleled convenience and the possibility of real long-time play without the risk of destroying the discs.

It wasn't long, however, before we became disillusioned with those changers. One five- or six-disc carousel changer simply couldn't accommodate our growing collections of discs. Cartridge-type changers allowed us to keep separate collections of discs, which is particularly helpful when two people with diametrically opposed musical tastes share one CD changer, but within those separate cartridges we could never remember which disc was in which spot. Besides, loading and unloading single discs was anything but convenient with a cartridge-style changer.

We recently tested a 100-disc changer (see *Gizmo*, December 1992). While it helped keep our CD clutter to a minimum



and allowed us unprecedented programming control, it had two major drawbacks. First, programming was a complex, time-consuming process that had to be redone whenever we wanted to swap discs. Second, and more important, it cost \$4000! Although we loved the concept and the product, we could never consider buying it for ourselves.

Fisher is another company that recognized the appeal of greater disc capacity, but they also realized that a high price tag could outweigh any mass-market appeal. After studying EIA market research—CD changer sales are on the rise, with carousel-style units claiming 72% of the changer market—and listening to consumer complaints about not being able to identify stored discs even in changers that hold a meager five or six CD's, the company set out to create a changer that was based upon the popular carousel style but enhanced by a larger capacity and the ability to label stored discs—all at a truly affordable price.

The result is the *Studio 24* 24-disc CD-management system, which stores and plays up to 24 CD's, arranged in preset or user-input musical (or other) categories and subcategories. We tested the *Studio 24* as a separate component; it is also available as part of a Dolby Pro Logic A/V rack system (\$1199), or in mid-sized bookshelf systems (\$699-\$999).


*Studio 24* is taller than your typical CD changer, standing just over seven inches high. That added height is required to ac-

commodate the unit's vertical, bi-directional carousel. Discs are loaded, stored, and played vertically. According to Fisher, vertical loading "eliminates minute disc sagging that occurs in most conventional transports," vertical storage and play back "decrease wear on the discs," and vertical mounting of the laser pickup "minimizes the potential for dust accumulation on the pickup and the CD itself."

Centered on the front panel is a vertical slot into which discs are inserted. To the left of the loading slot is the LCD readout, the power control, the disc-skip button, and the controls used to program disc categories and subcategories, including a row of alphanumeric keys that double as disc-select keys. On the right side, directly opposite the display, is a window through which you can watch the vertical carousel in action. The standard PLAY/PAUSE, STOP, and SKIP/SEARCH buttons are located below the window, along with the buttons used for editing, selecting categories, time display, and loading and ejecting discs.

*Studio 24* walks you through the disc-loading process with prompts that appear on the display: "power on," "no disc," "load disc," "enter category," and so on. Anything that doesn't appear on the display can be found in the quick-start brochure or the clearly written user's manual. A press of the LOAD/EJECT button is required to open the slot. When a disc is partially inserted with the label side facing right, the Vertical Auto Load feature automatically retracts it into the carousel.






Studio 24's unique carousel vertically stores 24 discs, reducing the accumulation of dust and dirt on the discs and on the pickup.

(We got a kick out of an electronics chain's commercial that ran during local broadcasts of Yankee games last summer and fall. The actor—and director—obviously didn't read any of the Studio 24 instructions. Nor did he look at the icon imprinted on the front panel, which clearly indicates that the discs must be inserted with the label side facing right. He kept inserting the discs backwards!)

Once the disc is inserted, you can assign it a number, category, and subcategory. Studio 24 provides seven preset categories: rock, country & western, rhythm & blues, jazz, easy listening, show tunes, and classical. Each press of the MAIN Enter Category button causes the categories to scroll through the display. Pressing the MEMORY button while a category is being displayed selects that category for that disc. Subcategories are selected in the same manner.

It's also possible to create your own categories and subcategories, each containing up to eight characters. If your entire CD collection is rock, for instance, you might insert the band's name as the category, and the album title as subcategory. If two or more family members use Studio 24, each person might want to use his or her own name as the category, with music type or artist's name as the sub-



Studio 24 is also available in an audio/video rack system featuring Dolby Pro Logic (top), and in a bookshelf system (bottom).

category. The possibilities are limited only by the 8-character maximum, which leads to some creative abbreviating. We used "WHITELP1" to represent the first disc of the Beatles' White Album, and "BIRDLIVE" for a live recording of Charlie Parker.

In families with diametrically opposed tastes, the ability to program categories comes in handy. For example, pressing the MAIN category select button until "MOM" appeared in the display, and then

the PLAY/PAUSE button, a mother would hear only those discs labeled with her name. After playing all of them, the changer would stop. If Mom felt like listening to only country-and-western tunes, she could further specify the discs by selecting only those with Mom as a category and C&W as the subcategory. All standard CD-player functions work within specific categories and subcategories, including random play.

Labeling is done with a row of ten buttons, each of which represents a number and three letters or symbols. Press the "1" button once for the number one, twice for "A," three times for "B," and four times for "C." It's not the most elegant or efficient method, but you get the hang of it in no time. Once you've entered a customized category—your name, for instance—that label will be added to the presets. Then you can choose it as you would any preset category.

Once all the discs are labeled, you can easily tell which is which by keeping your eye on the display as you repeatedly press the DISC SKIP button. As each disc is selected, its category and subcategory scroll across the display.

Categories and subcategories are stored in nonvolatile memory, so they won't disappear if the power is turned off. In fact, they remain associated with a particular disc number until you erase them, even if you've swapped the disc in that slot. For that reason, it's important to relabel discs as soon as they're inserted, particularly if you're a teenager swapping the latest Nirvana disc for your mother's *James Taylor's Greatest Hits*.

You can get still more selective using Studio 24's programmed-play mode, which allows you to program your favorite tracks. Up to 48 tunes from the 24 discs can be entered in a program, using the MEMORY, DISC SELECT, and FAST FORWARD buttons on either the panel or the remote control.

For dubbing, two edit modes are provided. It's possible to do time-edit recording, in which the tracks on a disc are rearranged to best fit on the two sides of a cassette; or program edit recording, in which you specify the order of the songs and blank spaces are inserted at the end of each side to make them fit. There are no provisions for automatically recording songs from more than one CD onto a tape. Of course, it can be done manually, using the programmed play mode and determining the time allotment on your own.

We put Studio 24 to use in a number of ways. It fortuitously arrived the day before we were to host a barbecue/reunion for some old friends visiting from out of town. Although we didn't have time to do any fancy programming, we loaded it up with

(Continued on page 53)



# No Time for Arguments

**TV ALLOWANCE MODEL 100 TELEVISION TIME MONITOR.** Manufactured by MindMaster, Inc., 7400A Red Road, Suite 21, South Miami, FL 33143. Price: \$99.

When we were kids, our television viewing time was severely limited by our parents—no questions asked! The time we did spend in front of the tube was often family time, as we all gathered to enjoy everything from *The Ed Sullivan Show* to *Laugh In*, and from *Bonanza* to *Star Trek*. When not watching TV, we kids didn't need much encouragement to pick up a book, play outdoors, or pursue various hobbies.

Things certainly have changed! Starting with the first generation that was raised on *Sesame Street*, right down to today's insatiable *Barney* fans, television has become an integral part of children's lives, practically from birth. Parents might bemoan that fact but, in truth, they are at least partly to blame. After all, letting the kids watch *The Little Mermaid* or *Teenage Mutant Ninja Turtles* half a dozen times keeps them quiet for hours—and it's sure cheaper than hiring a babysitter. Parents will take any help they can get, particularly when both work! Perhaps that's why children between the ages of 3 and 5 watch an average of 54 hours of television each week.

Problems arise when those parents discover that their TV-raised kids don't know how to entertain themselves when the TV's turned off. They've become hooked—and often not just to television, but to video-game playing as well. It isn't easy for those same parents who encouraged toddlers to sit quietly through their favorite videotapes to suddenly tell their school-aged kids that they're watching too much television!

Tests administered recently to determine the literacy level of American students revealed that those who watched the least amount of television (less than three hours a night) scored highest. Other studies have shown that watching less television can lead to better reading skills and better grades for children. We're not surprised. After all, television is a passive, almost mindless, activity that encourages short attention spans and discourages creative and physical activities. Few shows help kids develop the reading and writing skills that they need in school. Watching television discourages conversation and leads to family squabbles over which shows to view and how much time could be spent watching.

But what's a parent to do?



CIRCLE 51 ON FREE INFORMATION CARD

Parents use all sorts of ploys to keep kids away from the TV and the Nintendo—everything from threats to bribery. Putting reverse psychology to good use, one set of parents let their kids decide what they would watch. The children were instructed to carefully peruse *TV Guide* at the beginning of each week and circle everything they wanted to watch. The rules were that they could watch only the shows that they'd circled, but they were *required* to watch every circled show when it aired—even if that meant staying home while the rest of the family went out to McDonald's, or missing a spur-of-the-moment trip to the beach or ball game. It wasn't long before those kids became very selective about their viewing!

Unfortunately, that technique probably wouldn't work on real hard-core cases—those who would rather spend a Saturday afternoon watching professional wrestling than boogie-boarding and who would gladly pass up a Big Mac for Super Mario Brothers.

When threats, bribes, and psychology fail, there is a technical solution worth trying. *TV Allowance*, the "television time manager" from *MindMaster, Inc.*, is an add-on device designed specifically to limit the amount of time children spend on TV and video games.

The concept is simple and straightforward. Once the parents (and children, in more democratic households) determine an appropriate amount of viewing time per child (up to four) per week, the parents use their master code to input the time(s). Each child is given his or her own four-digit code that is used to access the TV or video-game machine. As the child watches, or plays a video game, their "TV Account"

is debited for each minute of viewed time. When all the time is used up, the television shuts off and will not turn back on in response to that child's code until the following week, when the account automatically rolls over and begins the next week's allowance.

TV Allowance resembles an oversized, wedge-shaped, wired remote control. Its top panel features a four-digit LED display, a row of four red and one green LED's (representing the four children and the parents, respectively), a numeric keypad, and several function keys. The bottom panel features a locked compartment that opens to reveal the battery holder (three "AAA" batteries provide back-up power for memory settings) and an outlet for the television's power cord. If TV Allowance is unplugged, the TV won't work at all. Two keys to the compartment are provided for Mom and Dad.

When TV Allowance is plugged into a wall outlet, and the TV is plugged into TV Allowance, the device controls the power flow to the television. That setup does not interfere with the operation of a VCR, cable box, or remote control. If there is time remaining in a child's account, the TV is allowed to come on after the proper code is entered. It is prevented from working when no time remains.

After installation, several setup steps are required. TV Allowance prompts the users through the set-up process by displaying various messages. The blinking "12:00" that appears when the batteries are installed obviously means you should set the time. When that's done, the display reads "day." TV Allowance is set weekly, with the programming day designated as day 1. Next, the display flashes "PA,"



urging you to choose and input the parental code. That's followed by "C1" through "C4" for the children's codes. "A1" through "A4" are the prompts for programming the weekly time allowance for each child. Each access code must contain four digits; each weekly time allowance cannot exceed 99 hours and 99 minutes.

The front-panel CODE and ALLOW keys can be used at a later date to change a child's code (in case security is breached, and one child discovers a sibling's code) and allowance time, respectively. The FORCE key can be used to change the time remaining in this week's allowance, without changing the basic weekly time allotted to that child. That can come in handy when a teacher assigns a PBS show to be watched as "homework," or, perhaps, as a high-tech method of grounding. To help kids decide if they *really* want to watch a show, they can press the LOOK button, to see how much time remains in their accounts. A save feature allows each child to accumulate unused viewing hours, either to use the following week, or to save up to meet some pre-determined goal.

Several features prohibit kids from gaining parental access to the unit. The master parental access code can only be changed when in the parent mode—which you can't enter without knowing the master code that is currently in effect. To aid forgetful parents who leave the TV Allowance unattended in the parent mode, it automatically exits parent mode after one minute. If both parents are truly absent-minded and manage to forget the parental access code, a new code can be programmed only by unplugging the unit, opening the rear panel using a key, removing the batteries to clear the memory, and then starting the programming process from scratch. (We're not sure what to do if you both forget your code and lose your keys!)

To encourage good habits, it's possible for parents to create "no-viewing" time periods. If, for instance, the kids are expected to do their homework between 4:00 and 6:00 each day, that time period can be blocked using the time-interval lock-out feature. Up to three lock-out periods can be set for various ranges of days. While in parent mode, first the LOOK button and then the FORCE button must be pushed to begin programming lock-out times. TV Allowance then prompts the user to enter the beginning and ending days and times of the lockout period. Parents might also consider locking out late-night viewing by locking out midnight to 6 AM.

Parents, of course, can watch TV anytime they want, by entering the four-digit master access code and then pressing the ENTER key.

If the entire setup sounds rather au-

*(Continued on page 58)*

## Is This the Party to Whom I Am Speaking?

**PHONEDEX AUTO-DIALING CARD FILE MODEL CE-8850. Manufactured by Hyton Products, 13905 Artesia Blvd., Cerritos, CA 90701. Price: Between \$100 and \$150.**

It might be a sign that our lives are too busy. Or perhaps it's an early symptom of aging. Whatever the reason, our memories seem to be playing tricks on us lately. We find ourselves calling our cats—and, more embarrassing, our friend's children—by the wrong names. We keep on hand a stack of belated birthday cards because we routinely forget to mail out cards on time (and lately we haven't been doing too well getting the belated ones stamped and into a mailbox!).

The problem is most obvious, however, when we use the phone. We can recall the phone numbers of childhood friends who we haven't called in years, but we have to pull out the phone book every time we order pizza (once a week), reserve a table at our favorite restaurant (twice a month), make an appointment for a haircut (every six weeks), or call Grandma (no where near as often as we should). After several years of one-button speed-dialing our closest friends and relatives, we no longer know by heart even those frequently called numbers, and there isn't a single business call that we can make without consulting our trusty, if somewhat haphazardly arranged, card file. Having ascertained the correct number, if we don't fall prey to dialing dyslexia, we just might "reach the party to whom we are speaking."

Hyton Products' *Phonedex Auto-Dialing Card File* solves those problems—although it won't do anything to improve your memory—by bringing the good old card file into the information age. The device allows you to see all the information on a business card while the phone number is scanned into the device and dialed automatically. Up to 500 user-programmed phone numbers can be stored in its 64K memory. The Phonedex itself also serves as a speaker phone.

Measuring approximately 11(L) × 6(W) × 2(H), Phonedex resembles a cross between an answering machine and a card file. The top of the device houses a card tray that can hold up to 500 cards. The sloping front panel features a speaker; a microphone; a one-digit LED display; a vertical row of LED's that serve as in-use, programming, tone/hold, and low-battery indicators; and four buttons labeled PROG, DIAL, HOLD/PAUSE and SP-PHONE. A vol-

ume-control dial is located on the right side of the unit.

The scan-reader slot runs across the Phonedex between the front panel and the card file. Each of the 500 cards supplied with the auto-dialer has a unique identity as defined by black squares along its bottom edge. Once the Phonedex has been programmed to associate a card with the appropriate phone number, the card needs only to be inserted in the reader slot. Then the Phonedex uses "EncodeSensing" technology to recognize the card and automatically dials the number stored in memory.

Installation is a simple matter. The Phonedex is plugged into an AC outlet and into the modular jack for a single-line phone. A telephone is then plugged into the jack on the back of the Phonedex. Unfortunately, a two-line phone (the life-line of many a home office!) will not work properly when plugged into the Phonedex. It can, however, be installed to auto-dial a fax machine, and it won't interfere in phone/fax or phone/answering-machine setups.

Programming the phone numbers into memory is not much more difficult than dialing those numbers. A Phonedex card, on which all pertinent information (name, address, etc.) has been recorded, is inserted into the reader slot. After picking up the phone receiver and pressing the front-panel PROG key (at which point the LED labeled PROG lights), the telephone keypad is used to input the phone number. Each digit of the number is displayed in the LED readout as it is input. To complete the process, the phone is hung up and the PROG key pressed once again.

The number can be verified while the card is still in the reader slot by holding down the HOLD/PAUSE button and watching the LED display. The numbers that have just been programmed will appear, one by one. If you discover that you've made a mistake, simply repeat the programming process using the correct phone number.

It takes only a few seconds to program each phone number. The rest of the setup process could take a few minutes or a few hours, depending upon how many numbers you program, and whether you decide to re-write all your cards or to simply attach the old ones to the auto-dialer cards. In fact, the most difficult part of the whole process just might be transferring the information from your old phone book or card file to the new one. But even that isn't too bad. Fortunately, the cards supplied with the Phonedex measure a generous 3 × 5 inches; that's large enough that you can attach a business card or even the 2 1/4 × 4-inch cards that probably fill the standard card file that you now use.

After the unit is programmed, dialing is a simple two-step process. The correct





CIRCLE 52 ON FREE INFORMATION CARD

card is pulled from the card file and inserted in the reader slot. Then the DIAL button is pressed. The Phonedex automatically dials the correct number.

There are some cases, however, in which some additional steps might be needed, due to special requirements of your long-distance service or telephone network. The Phonedex provides two ways to handle such cases.

If your phone system requires that you dial a number or string of numbers to access an outside line, or if your long-distance carrier requires additional numbers to process your calls, the Phonedex's PAUSE button can be used to insert a 3.5-second pause in the automatic dialing sequence. For instance, you might program in the number 9, and then a pause before the actual number. Or you might program in your local access code, followed by the two pauses that are required for a computer tone from your long-distance service, and then input your authorization number followed by the phone number. For each card, up to 31 digits can be entered.

Some telephone networks require that you wait for an operator's prompt before entering additional numbers. In such cases, the Phonedex allows "chain dialing." If, for instance, after the call goes through you are asked to input an extension, you can program two separate cards, one with the number and the other with the extension. After you've dialed the number using the first card, replace it with the second to auto-dial the extension. In that case, you could keep the two cards paper-clipped together in the card file. If your telephone network requires that you first enter your local access code for all calls, then dial the phone number, and then enter

your authorization code, you can program your local access code on one card and your authorization number on another. To auto-dial using the Phonedex, you would insert the local-access-code card, followed by the phone-number card, and then the authorization-code card. The access and authorization cards could be stored at the front of the card file for easy access.

Although the Phonedex is primarily an office/home-office tool, we can think of several other scenarios for its use. Older people who might have trouble reading the phone numbers printed on business cards or written in their phone books, and who might also experience difficulty with the small buttons on most telephones, can benefit from the Phonedex in two ways. First, they can write the person's name in large block numbers—or simply affix a photograph to the card. If they use the Phonedex as a speaker phone, they needn't bother with the phone at all.

The device could also come in handy in the event of emergencies: Even very young children could be taught to locate cards with pictures of police, firefighters, doctors, or close family friends, whose numbers could be auto-dialed in the event of an emergency.

We do have a few complaints. A definite drawback for millions of home-office workers is the Phonedex's inability to operate conveniently with a two-line phone. We wouldn't mind so much if it could be used on even one of the two lines. Instead, its installation on line 1 caused line 2 to go completely dead. Another, relatively minor, complaint is that it's necessary to make up separate cards for each of a person's several phone numbers—home, office, pager, car phone, and the like. That's

more an inconvenience than a major flaw, however.

We wouldn't consider the Phonedex a necessity for home or office—it's simply not up there with fax and answering machines. It is a handy device, however, and if one of your New Year's Resolutions is to get organized, you could make a good start with the Phonedex. ■

## FISHER CD CHANGER

(Continued from page 50)

an assortment of discs, heavy on nostalgic ones from the "old days," and simply pressed random play. How nice not to have to fuss with the music for the entire day! The unit itself was a big hit with a few people who had been considering upgrading from a CD player to a CD changer, and with all the kids (who particularly liked being able to see the carousel rotate and the fact that when Studio 24 is turned off, the display says "good bye").


The next day, we were able to sit with the manual and our CD collections and decide which discs rated semi-permanent inclusion (in other words, being loaded and labeled) in the Studio 24's carousel. With twelve discs apiece, there was much less bickering than is usual when we try to load the 6-disc changer in our car before a road trip! The most difficult part was deciding how to label the discs to make programmed playback easiest. We definitely agreed use owner's name as the main category, but differed as to album title or music type for the subtitle. Fortunately, there was no need to settle our difference or work out a compromise—we each labeled our own as we saw fit. After that, we were able to listen as we pleased. (Translation: We never had to be subjected to the other person's musical tastes.) Each of us used various programming methods at different times, depending on our moods.

While we initially disliked the fact that Studio 24 retains disc information even when the disc is removed, we soon found that to be a convenience. If we felt like listening to a CD that wasn't on the program, it was easy to eject a disc and insert a new one temporarily, without erasing the original disc's categorization.

The only source of conflict occurred when one of us ejected the other's disc to listen to a new one, and forgot to replace the old one—and neglected to mention the swap to its owner. (We quickly learned to leave each other's discs alone.)

Once we learned not to touch each other's discs, Studio 24 went a long way toward promoting harmony in a family with very different tastes in music, where arguments over listening material are a common occurrence. We suspect it could do the same in many other homes. ■





CIRCLE 53 ON FREE INFORMATION CARD

## Phone Alone?

**THE STICK VOICE/FAX/MODEM CALL PROCESSOR.** Manufactured by Multi-Link, Inc., 225 Industry Parkway, Nicholasville, KY 40356. Price: \$119.95.

More than 30 million Americans now work at home, and phones, fax machines, and computers make that possible. The telephone line is the vital link from the home office to the outside world.

Many home-office workers opt to install a second telephone line, for several reasons. First, it allows a business call to be identified immediately so that calls can be answered in a professional manner (not by a couldn't-care-less teenager). It also allows a dedicated business answering machine to be used.

But many home offices and small businesses find that a single separate business line is not enough! A fax machine is most useful when it is left on continuously, which requires that it has its own separate line. Yet another line might be needed for accessing on-line services, fetching e-mail, or perhaps uploading information to the main office or downloading data remotely.

Unfortunately, the cost of installing and maintaining separate telephone lines can be prohibitive for small businesses. The monthly charges add up quickly—even when the phone line is used only to receive incoming calls. *Multi-Link, Inc.*, offers a potential solution to people who communicate over telephone lines using more than just a phone. It's a voice/fax/modem call processor called *The Stick*. The Stick screens incoming calls and routes them to the right equipment. The four output jacks on the Stick allow calls to be routed to two pieces of voice equipment, a fax, and a modem.

(We're unsure of how Multi-Link came up with the name for the device. Perhaps it's because of the utilitarian but attractive white plastic case is shaped something like a stick. But more likely it was named to fit

an advertising campaign in which consumers are urged to "stick" it to their local phone companies by saving the cost of separate lines.)

The Stick's main job is to screen incoming calls for the tones that are emitted by fax machines. We're not talking about the screechy noises you may have heard if you accidentally dialed a fax from your voice telephone. Autodialing fax machines emit an 1100-Hz tone every few seconds to identify themselves as fax machines to the receiving unit. The Stick also listens for Touch-Tone codes, which can be used to route calls to other devices such as modems.

The Stick can't listen for fax tones unless it first answers the phone. After the Stick answers, it emits ring-back tones so that a voice caller isn't even aware that the call has been answered. If the Stick hears the fax tones, it routes the call to the fax port. If it doesn't, it routes the call to the telephone port.

The Stick can be installed in a number of different ways depending on how the home or office is wired; not all features are available in all installation configurations, however. We'll look at some common installation configurations.

The simplest case would be an office with a single telephone wall jack and no extension phones. In that installation, the Stick would be plugged into the wall jack, and the phone, answering machine, fax, and modem would be plugged into the Stick, which means that all incoming calls would be routed through it.

In such an installation, the Stick should be programmed to answer the call on the first ring. Fax calls would be routed to the fax machine almost immediately. On voice calls, the telephone would begin ringing with minimum delay.

Most installations involve extension phones, and that can make the installation-configuration selection a little more difficult. One way to install the Stick is to mount it at the interface jack where the phone line enters the house, and to hook your phone and other equipment to it. The

existing telephone wiring that previously plugged into the interface would simply be plugged into the main voice-line port. But how would the fax, modem, and alternate voice equipment be connected?

Unfortunately, that might require snaking wires through walls if the office is located far from where the phone line enters the house. It's not a solution for everyone. Also, not all telephone interface jacks are installed where power is available; the Stick is powered via a wall-mount transformer.

One advantage of installing the Stick before any other phone equipment is that it provides what is called "bargain-in protection." A data (fax or modem) call can't be interrupted by an extension going off-hook.

Yet another installation option is to plug the Stick into any single phone outlet. We would be most inclined to install it in our home office. The fax, modem, and office phone would be plugged directly into the stick. But, unlike in the first example, we would not want the Stick to answer on the first ring. If it did, we would never hear the extension phones ring on the office line. Instead, we would want it to answer on, say, the fourth ring. Incoming calls will ring on all office-line phones. If an extension is not picked up, the Stick will answer after its programmed ring and route the call to the appropriate equipment.

What happens if you pick up an extension only to find that you've just intercepted an incoming fax call? You simply transfer the call to the fax port. The Stick allows you to transfer calls to any port by punching in a Touch Tone code. The pre-programmed code for transferring a call to the fax port is \*2. So if you answer a fax call on an extension, punching in \*2 will send it to the right place.

Modem calls can't be recognized by an answering device, because a calling modem remains silent until it hears an answer tone from the modem it is calling. Remember, however, that Touch Tones can be used to transfer a call to any port. If the calling modem is instructed to dial the right transfer code (\*3, for example), it can get to the right piece of equipment.

A number of features can be programmed in the Stick with touch tones. The procedure is relatively simple—as long as you keep the manual on hand. Some programmable features include fax-tone detection (on or off); transfer codes for the voice, fax, and modem ports (for added security); and the number of rings before the Stick answers (0 to 10).

With its plain Jane appearance and lack of any "bells and whistles," the Stick was not the most exciting product we've ever had the pleasure to review. For the most part, it just sits there and does its job, effectively and unobtrusively. ■



# The Power of Suggestion

**SCANTRAK 18 GOLFBALL FINDER.**  
From Lil' Orbits, Inc., 2850 Vicksburg  
Land, Minneapolis, MN 55447. Price  
\$89.95.

We here at Gizmo are the first to admit that technology is wonderful. We should know—we see new technology all the time. Because of that, we've become somewhat jaded. But still, occasionally there is a product that is so different and that uses such new technology that even we are impressed. When we received a press release describing the *ScanTrak 18* golf-ball locator from *Lil' Orbits, Inc.*, we were delighted. It described technology that we didn't even know existed.

The first line that attracted our attention was "Using new microchip technology, the *ScanTrak 18* finds golf balls in any terrain from weeds to bushes to high grass." We weren't aware of any new microchip technology that had anything to do with golf balls, so we read on. "Within minutes, this tiny hand-held device can detect and point out any balls in the vicinity." How, we wondered, could a device find ordinary golf balls? There had to be a catch, we figured. Maybe this was a way to sell special golf balls.

But as we read on, that guess seemed to be wrong. "The secret is in the unique molecular wavelength given off by every golf ball, of whatever manufacture." So *that's* how they do it!

But hold on a minute! *What* molecular wavelength? We know that spectrometers can be used to identify the makeup of materials by measuring the spectrum emitted when they are burned or electrically excited. That's also the way that scientists determine the elements of which stars are composed.

We were surprised to find out that plain old *golf balls* emitted wavelengths that could be measured. But there in black and white was the promise that "The *ScanTrak 18* identifies and homes-in on the signal of the golf ball, just like a short wave radio set—regardless of rocks, trees, or bushes."

When the *ScanTrak 18* arrived, we immediately popped in the instructional video, hoping to better understand how it worked. The video provided simple operating instructions, and showed the device hard at work finding golf balls behind bushes, in high grass, and even in a water hazard!

The four-page instruction manual shed more light on the principles behind the fascinating device. The *ScanTrak*, it said, operates with a new technology called

"Positive Molecular Attraction." We couldn't find any reference to the technology in our well stocked reference library. Boy, it *must* be a new technology, we figured.

"The unit contains a ROM (Read Only Memory) card which detects the molecular structure of golf balls and is energized by static electricity which you generate when moving." We didn't see any slot into which a ROM card could be inserted, so we figured that they meant a ROM chip and not a ROM card. Perhaps they were planning on manufacturing different versions of the device—a car-key locator would seem to be a good idea. But we're unsure whether all car keys emit a common wavelength. We were also a little surprised that the device was powered by static electricity. After all, we've destroyed more electronic components than we care to remember with inadvertent discharges of static electricity. Besides, just how much static is generated by walking across a grass field in golf shoes? Maybe it would be a good idea to wear a wool sweater when testing the device out. Come to think of it, ROM chips are pre-programmed *read-only* devices. How can a ROM detect anything, let alone the molecular structure of golf balls?

"Just like a magnetic compass needle which swings of its own accord to the North Pole, the direction-finding antenna on your Locator will swing of its own accord in the direction of a hidden golf ball." We were impressed by the amazing technology that was packed in a device that looked like nothing more than a piece of plastic with a telescoping radio antenna mounted on a free-moving swivel.

"The Locator does not generate or

transmit any harmful signals. Your Locator only 'tunes in' to signals generated by golf balls." Well that's a relief!

We were so excited about trying the *ScanTrak* out that we dropped a golf ball on our office floor, took the device in hand, and extended the antenna. The antenna just seemed to swing randomly instead of homing in on the golf ball. We thought it was odd, so we went back to the instruction sheet. Aha! We had made the classic mistake of not reading the instructions! Right there was the note that "the locator works best outdoors away from household appliances, fluorescent lights or computers which emit signals that can confuse your locator." We picked up our golf ball and headed outside.

We extended the antenna again and held the device properly (with our little finger below the unit as shown in the photograph) and began by pointing the *ScanTrak 18* to the ground. (That "initializes and clears the Locator of any previous signals." We guessed that there's a mercury switch or something similar in the device.)

We still couldn't seem to get the hang of it. The antenna would seem to swing in random directions. We re-checked the instruction sheet to make sure we were doing things correctly. "It's important that you keep walking! This generates the power which drives the antenna." We tried it again, but still were unsuccessful.

"You must be insulated from the ground. Most golf shoes use composite or rubber soles which insulate you from the ground. If you are wearing leather soles we suggest you insert foam inner liners or plastic sole inserts in your shoes. We also know that molecular activity slows down in freezing weather. So don't expect to find




CIRCLE 34 ON FREE INFORMATION CARD



## A First Step

PRO MOVIE SPECTRUM VIDEO CAPTURE CARD. From: Media Vision Inc., 3185 Laurelview Court, Fremont, CA 94538. Price: \$399.



Here the ScanTrak 18 is pictured beside its x-ray. Using another apparently new technology, any components that are in the device appear to be immune from x-ray detection.

golf balls in the snow unless they're still warm." We were wearing sneakers, so we figured we were well insulated, and it was a hot summer day. We weren't sure what was going wrong. The instructions promised that "When you pass along side your golf ball, the antenna should abruptly swing in the direction of the ball."

"When used correctly, the Locator is so sensitive it will locate balls from a great distance once it locks on to the signal. It may pick up signals from an adjacent green where players are putting in. When the Locator points in a totally different direction, it is picking up a signal from another ball." So *that's* it. We should have known! Our offices are located near a driving range. (Our test ball was, in fact, an escapee from the range that was hit into our parking lot by what we hope is an embarrassed golfer with a nasty slice.) The device must have been sensing all those flying balls and getting confused! Further, we concluded, those balls must have more molecular energy because they're moving so fast.

We tried the ScanTrak 18 in different locations and in different weather conditions but we still couldn't get reliable results with golf balls we could see. We doubted whether we could ever find balls that were truly lost. But that didn't concern us too much—we don't golf.

Then, realizing that our lack of golf experience might be one of our problems, we loaned the ScanTrak 18 to a doctor friend who (surprise, surprise) is an avid golfer. He loved it! He not only found his own golf balls, but he came home with extra balls that other golfers had given up

trying to find! He also made a lot of new friends. All golfers, it seemed, were as fascinated by the device as we were. He estimated that he could have sold a couple dozen ScanTrak 18's if he had them with him at the time.

We were impressed by the success reported on the golf course. We still didn't understand how the device worked. And we were dismayed to read that "There are no user repairable parts within the unit. Trying to open the case will damage the unit beyond repair and will void our warranty." We had considered opening the case, but couldn't see any way of doing so. There were no screws holding things together. The plastic case seemed to be solid.

In our effort to learn more, we pulled out our digital multimeter. We measured the impedance between the antenna and the pivot around which it swiveled. (These were the only metal parts to which we had access.) To our surprise, there was an open circuit. So how did the electronics inside the unit control the antenna?

Refusing to give up, we enlisted the help of our doctor friend who had been so successful with the device. We couldn't open the device, but his x-ray equipment could see into it! The results of the x-ray left us more puzzled than ever. It seemed to show that there was nothing in the device except for a metal rod around which the antenna swiveled—nothing at all!

But that couldn't possibly be true, could it? The new technology must also render the circuitry immune from x-rays. After all, people wouldn't spend \$89.95 for a piece of plastic, would they? ■

We remember when the only thing that a computer could display was fuzzy text on a green screen, and the only sounds they made were occasional beeps. Today, of course, most new computers do a great job of producing text and graphics. Photo-quality images can be displayed, and high-fidelity sound has become commonplace.

If you're wondering what's next, the answer is video. Just as the conniving head of security in *Jurassic Park* used video and animation to warn hackers (and his bosses) to keep out of the system, soon everyone will be using video to try to grab your attention on the desktop PC.

We recently added video to our IBM-standard PC with the *Pro Movie Spectrum* from *Media Vision Inc.* The *Pro Movie Spectrum* is a full-size add-in card for 386- and 486-based computers. It permits video to be digitized and saved on disk so that it can then be played back on the PC and "attached" to other files and applications. For example, an E-mail message could contain a video clip to add emphasis to a memo. Computer-presentations and training could be made more dynamic and effective with video.

The software that controls *Pro Movie Spectrum* is Microsoft's *Video for Windows*, which is included with the video capture card. The video can be edited, and the resulting "movie" can be played via the *Windows Media Player*, an accessory supplied with *Windows*.

A conversion utility supplied with the video-capture card permits files saved on the PC to be played back on an Apple Macintosh computer, and used in any *QuickTime* application. For people who hate Microsoft *Windows*, a DOS video player and recorder are also provided.

The computer system requirements for the *Pro Movie Spectrum* are modest: a 386SX or better microprocessor, MS-DOS 5.0 or better, four megabytes of RAM, a hard drive with at least twelve megabytes of free space, one full-length slot, Microsoft *Windows* 3.1 or better, a high density 3½-inch floppy disk drive, and a VGA display. (A super-VGA color monitor with at least 256-color capability is recommended.)

Installing the *Pro Movie Spectrum* requires setting jumpers and switches on the card, installing the card inside the computer's case, and running an installation program, which configures the software to match the hardware jumper and DIP-switch settings. As is standard with most



CIRCLE 55 ON FREE INFORMATION CARD



cards that are installed in a PC, the Interrupt line, base memory address, and I/O port must be set.

We got the system running only after considerable frustration. We have to accept part of the blame, however. The tables of I/O port and memory addressed in the manual that shipped with the product were incorrect. We had failed to note that correct tables were included in a installation guide addendum. (We ignored the "Read First!" plea printed on the addendum's cover.)

After the card is installed and passes a diagnostics test, it's time to connect a video source. The Pro Movie Spectrum accepts NTSC composite video from a VCR, camcorder, or other video device through an RCA-type connector on its rear panel. An S-video input is also provided.

We used Microsoft's Video for Windows for most of our interaction with the Pro Movie Spectrum. (Another software package, Action! from Macromedia, Inc., is also provided. Action!, which runs under Windows, is presentation software that can take advantage of video and moving graphics.)

Video for Windows includes VidCap, a data-capture program; VidEdit, a program for "cut-and-paste" editing of video segments; and BitEdit, a program that allows the bitmap images that a video frame or segment is composed of to be edited for detail or color. The color palettes that define how the colors in an 8-bit color image appear can be controlled by another program called PalEdit.

After we got the hardware installed, video connected, and got a rudimentary working knowledge of Video for Win-

dows, we set to work to capture some video. The computer we used for our test was in the middle of what Media Vision recommends as minimum system requirements for video capture: a 386 DX running at 40 MHz, with 4 megabytes of system RAM, and a super VGA monitor. As a video source, we used the composite video output from a VHS VCR.

One thing that becomes immediately obvious when capturing video sequences is that capture files are huge. The amount of data that must be transferred to disk is enormous. For that reason, our initial attempt at capturing video was almost a total failure. More frames of video were dropped than were written to disk. The resulting video frame rate could be measured in seconds per frame instead of frames per second!

Dropped frames are an indication that the hard disk can't keep up with the data it is being fed. We tried defragmenting our disk, as suggested by the documentation, but it didn't have a noticeable effect. After a little bit of searching, we found the problem—we weren't running SMARTDRV.EXE, the disk-caching utility. (We had REM-ed it out from our AUTOEXEC.BAT file a few months ago, when we used the same computer to review software that was incompatible with SMARTDRV.EXE.)

There are a number of parameters that affect the size of the captured video image. First is the size of the image. Two sizes of video can be captured: 80×60 and 160×120. Single frames can be captured at two larger sizes as well: 320×240 and 640×480. If we were to assume that each pixel in a frame required one bit to repre-

sent it, a 640×480 image would require sixty-four times more storage space than an 80×60 image.

Color images, of course, require much more than one bit per pixel. VidCap gives the choice of choosing 8-bit color (which uses eight bits per pixel to define 256 possible colors), or 16-bit color (which provides 32,767 colors). A 24-bit setting is also available, but it doesn't display 16 million colors as you might expect. Instead, the color depth is the same as 16-bit color; the 24-bit setting is provided to make the captured files compatible with software that expects to see files in the 24-bit storage format.

Depending on the settings, it's easy to create files that require a megabyte of disk storage per second of video! More conservative settings (smaller image, reduced color depth) can provide a megabyte for every four or five seconds.

Fortunately, images can be compressed digitally in Microsoft's Video for Windows through the VidEdit program. The compression ratios can be impressive. Using the Microsoft Video 1 compression method, we were able to compress an 8.4-megabyte file into one just over half a megabyte! (The resulting compression ratio was about 16:1.) Unfortunately, while it's easy to compress the data, the compression process is somewhat slow—especially on a computer without a math coprocessor. For example, the file we used in our example required about eight minutes to be compressed.

Once we had a number of captured video images and were tired of playing them through Video for Windows, we had to figure out what else to do. So we created some "Watch Me" icons for Windows (to replace some Read Me icons on our system.) And then we wrote a couple of memos in which we were able to emphasize a point in sound and video.

It worked, but what a chore! A spokesperson from Media Vision was right on target with the comment "The market for desktop video won't take off until putting video into documents is quick and easy." The Pro Movie Spectrum was anything but.

However, Media Vision hasn't gotten to the top of the multimedia heap by standing still. Its latest video-capture board addresses the major problems with the Pro Movie Spectrum. It's called the Pro Movie Studio.

The major feature that the Pro Movie Studio offers is real-time compression. Rather than storing all of the captured data to disk and then compressing it manually, the Pro Movie Studio contains on-board compression chips. Data is compressed on the fly, so that only the compressed data needs to be stored. That greatly speeds up the process and, of course, requires less



disk space. Media Vision has dubbed its compression technology "Captain Crunch," and is busy making deals to ensure that it becomes the standard for desktop video compression.

The Pro Movie Spectrum is still available at retail, but it has been superseded by the Pro Movie Studio. If you're interested in getting your feet wet in desktop video, the Pro Movie Spectrum might become a good deal if the street price goes down far enough—and it should considering that the new product promises a significant improvement. If you're looking for easy desktop video, the Pro Movie Spectrum is not for you. It can be, however, a good first step. ■

## TV ALLOWANCE

(Continued from page 52)

thoritarian (which we suppose it might, particularly to those parents who have trouble simply saying "no" to their kids!), there are several factors to consider. TV Allowance was invented by the father of pre-teen boys, and refined as the result of

feedback from other parents. Its primary purpose is to discourage excess TV watching and Nintendo playing—without the usual nagging, bickering, screaming, and punishments. However, when used properly, the device can actually encourage the development of some positive skills and character traits. For instance, while using TV Allowance, kids can learn to plan ahead, make good use of their time, *budget* their time, evaluate television shows, the value of savings (time, instead of money), and the meaning of personal responsibility.

To help families gain all those side benefits from TV Allowance, a "Parental Guide" is included along with the standard user's manual. The guide suggests calling a family conference to discuss the reasons for using TV Allowance and to determine each child's viewing allowance, perhaps after reading through the weekly TV schedule together.

Once the initial shock wears off, kids begin to realize that they are responsible for how and when they use their allotted time. Many kids quickly figure out how much time they can save by passing over

the commercials (close to 12 minutes during one half-hour program!). Particularly during those programs aimed at kids, having them skip commercials is a major bonus for parents who are besieged by requests for the toys advertised on TV.

The Parental Guide also touts the benefits of the device's save feature, which can be used as the basis of a rewards program. Children can be encouraged to save up a certain number of hours over a given time period to be eligible for a predetermined award—perhaps a special toy or outing. Saved time also gives a child an advantage in bartering for viewing time with siblings. Sharing can also be encouraged, because siblings often watch the same television programs.

No wonder TV Allowance received the National Parenting Center's Seal of Approval!

We don't have kids, but that doesn't mean there's no bickering about television in our household. And when the football and hockey seasons roll around, we seem to lose track of the hours we waste in front of the TV. Perhaps we've discovered a new use for TV Allowance! ■

# ELECTRONICS WISH LIST

For more information on any product in this section, circle the appropriate number on the Free Information Card.



Pioneer Laserdisc Player

### Elite-ist Combi Player

The latest entry in *Pioneer Electronics U.S.A.'s* (2265 East 220th Street, P. O. Box 1720, Long Beach, CA 90801-1720) Elite line of high-performance CD/CDV/LD players, the *CLD-97* is also the first to incorporate the company's proprietary Legato Link conversion technology. Legato Link is said to produce a more natural, less metallic sound by extending the high-frequency analog audio output beyond the conventional 20,000 kHz. Picture quality is improved through digital video-noise reduction, digital timebase correction, and digital color-separation circuitry. The *CLD-97* also features Pioneer's proprietary alpha-turn mechanism, which provides quick, automatic dual-side play of laserdiscs. Price: \$2500.

CIRCLE 56 ON FREE INFORMATION CARD



Panasonic Cordless Phone/Answering Machine

### The Cordless Answer

For those who just can't be tied down—to a corded phone or traditional answering machine, that is—*Panasonic Company* (One Panasonic Way, Secaucus, NJ 07094) offers the *KX-T4330* cordless phone with built-in answering machine. "Sound Charger" technology helps reduce extraneous background noise up to 1000 feet from the base, and 10-channel access allows users to choose the clearest channel from the handset, even in mid-conversation. The phone's retractable rubber antenna measures just over three inches when extended. The phone also features ten-number speed-dial, one-touch redial, a speakerphone function, and a handset battery that can hold a charge for up to two full weeks in standby mode. The answering machine features a digital outgoing message; incoming messages are recorded on microcassette. Calls can be screened, and most answering-machine functions can be accessed, from the handset as well as the base. Price: \$179.95.

CIRCLE 57 ON FREE INFORMATION CARD



For more information on any product in this section, circle the appropriate number on the Free Information Card.

# ELECTRONICS WISH LIST

## The Human Calculator

Scott Flansburg, a.k.a. the Human Calculator, has taught his innovative and inspirational mathematics techniques on TV shows and videotapes, and in classrooms across the country. Now his math methods are available from Compton's NewMedia in interactive form on CD-ROM and floppy disk. The animated program called *The Human Calculator* contains traditional testing methods and action-filled math games designed to improve grades and transform students of all ages into math whizzes. Flansburg's method involves solving problems from left to right, in the same way that we read, rather than the traditional right-to-left method. It allows students to perform addition, subtraction, multiplication, and division in their heads. Price: \$39.95 on CD-ROM, \$59.95 on floppy.

CIRCLE 58 ON FREE INFORMATION CARD




Compton's NewMedia The Human Calculator

## Towering Mini

Yesterday's towering audio rack systems simply can't fit in many places where we'd like to hear music today—in bedrooms, dens, dorms, offices, and small apartments, for instance. The Model SC-CF999 from Technics (One Panasonic Way, Secaucus, NJ 07094) is a tower system for the '90's—a mini tower system, that is. Equipped with high-performance speakers, integrated amplifier, three-disc CD changer, quartz-synthesized AM/FM tuner, and a dual-transport cassette deck, the system is roughly half the size of its traditional counterparts. The SC-CF999 offers surround-sound circuitry for home-theater applications; an integrated remote control; a sleep timer that allows the user to fall asleep to one volume level and source and wake to another source at a different volume; and a digital sound field processor with a choice of Live, Hall, or Disco environments. The tower mini system is enclosed in an elegant rack with matte black finish, generous storage space for storing CD's or tapes, and a curved glass door to protect the system. Price: \$999.95.

CIRCLE 59 ON FREE INFORMATION CARD



Technics Tower Mini System

## Tune in the World

Radio Shack's (700 One Tandy Center, Fort Worth, TX 76102) Realistic DX-380 world-band radio receiver (catalog number 20-213) can tune in broadcasts on AM, FM, longwave, and 13 international shortwave bands. The receiver features precise digital tuning. The push-button keypad permits direct access to the desired frequency, which can then be fine-tuned using the rotary dial. Up to 45 favorite frequencies can be stored in memory, 18 in the shortwave band and up to nine each on AM, FM, and LW bands. A manual-control lock prevents accidental power shut-off or frequency change. When listening to shortwave, AM, or longwave broadcasts, DX/LOCAL and NARROW/WIDE switches can be used to reduce distortion. The unit's LCD readout displays the time, band, frequency, and signal strength. Especially suited for travelers, the compact, light-weight portable receiver has a dual-time feature that can be set to show local time, the universal time coordinate (UTC), or the local time of a city in another time zone. The DX-380 also serves as a clock radio with built-in alarm/standby buzzer and sleep timer. It runs on four "AA" batteries (or on AC/DC power using optional adaptors); two additional "AA" batteries keep the clock running and protect the stations stored in memory. The receiver includes a folding stand and a headphone jack for private listening in stereo. Price: \$179.95.

CIRCLE 60 ON FREE INFORMATION CARD



Realistic World-Band Radio



# ELECTRONICS WISH LIST

For more information on any product in this section, circle the appropriate number on the Free Information Card.




Radio Shack Video Door Phone

## Who Rang?

Unless your front door is equipped with a peephole, when the doorbell rings you have no idea who is standing outside the door. You can feel safer answering the door if you've installed the *Safe House Video Door Phone System*, available at Radio Shack (700 One Tandy Center, Fort Worth, TX 76102). The Video Door Phone allows homeowners to see and talk to the person at the door before deciding whether to open it. The black-and-white monitor with handset can be mounted on a wall or placed on a table top anywhere in the home. The surveillance camera is installed outside, positioned near the entryway. When a visitor presses the call button on the camera, a doorbell or chime sounds to alert the homeowner. The person inside can see the visitor's face on the inside monitor, and can talk to the visitor either through the handset or through an intercom. It's also possible to leave the camera and speaker turned on continuously to monitor the sights and sounds at the front entry. Price: \$399.95.

CIRCLE 61 ON FREE INFORMATION CARD



Sharp High-Speed Microwave

## Quick Cooking

Microwave cooking just got quicker, with Sharp Electronics Corporation's (Sharp Plaza, Mahwah, NJ 07430-2135) introduction of the high-speed *R-3A05*, the industry's first 1050-watt microwave. The oven features a control panel that includes such time- and work-saving settings as CompuCook, which calculates cooking time and power level for automatic cooking of baked potatoes, frozen vegetables, fresh vegetables, rice, ground meat, and fish fillets; CompuDefrost, which determines time and power levels based on weight for efficient defrosting of meat or poultry; Breakfast settings for quick heating of coffee or tea, warming a fresh or frozen roll or muffin, cooking hot cereal, heating a frozen breakfast, or making scrambled eggs. Instant Start keys provide one-touch heating of a single serving of pasta or a casserole, a bag of popcorn, a dinner plate, or a frozen main dish. Price: \$299.95.

CIRCLE 62 ON FREE INFORMATION CARD



Sima PowerMax PowerPack

## Electronic Reader

The *Digital Book System* from *Franklin Electronic Publishers* (122 Burrs Road, Mt. Holly, NJ 08060) is an electronic library that fits in a shirt pocket. The device weighs less than five ounces and plays (reads) books on plug-in ROM cards, each with a 10-megabyte capacity. (That's the equivalent of ten printed Bibles.) What's more, the Digital Book System plays two ROM cards at once, allowing you to look up something in one while reading the other. A doctor reviewing the *Manual of Adverse Drug Interactions*, for instance, can cross-reference the definition of a medical term in *Siedman's Medical Dictionary*. Upcoming (non-medical) titles cover gardening, cooking, nutrition, education, religion, foreign languages, sports, and business. The Digital Book System comes with two ROM cartridges: a word game, and a dictionary/thesaurus. Price: \$200 (additional ROM cartridges, \$30-\$100).

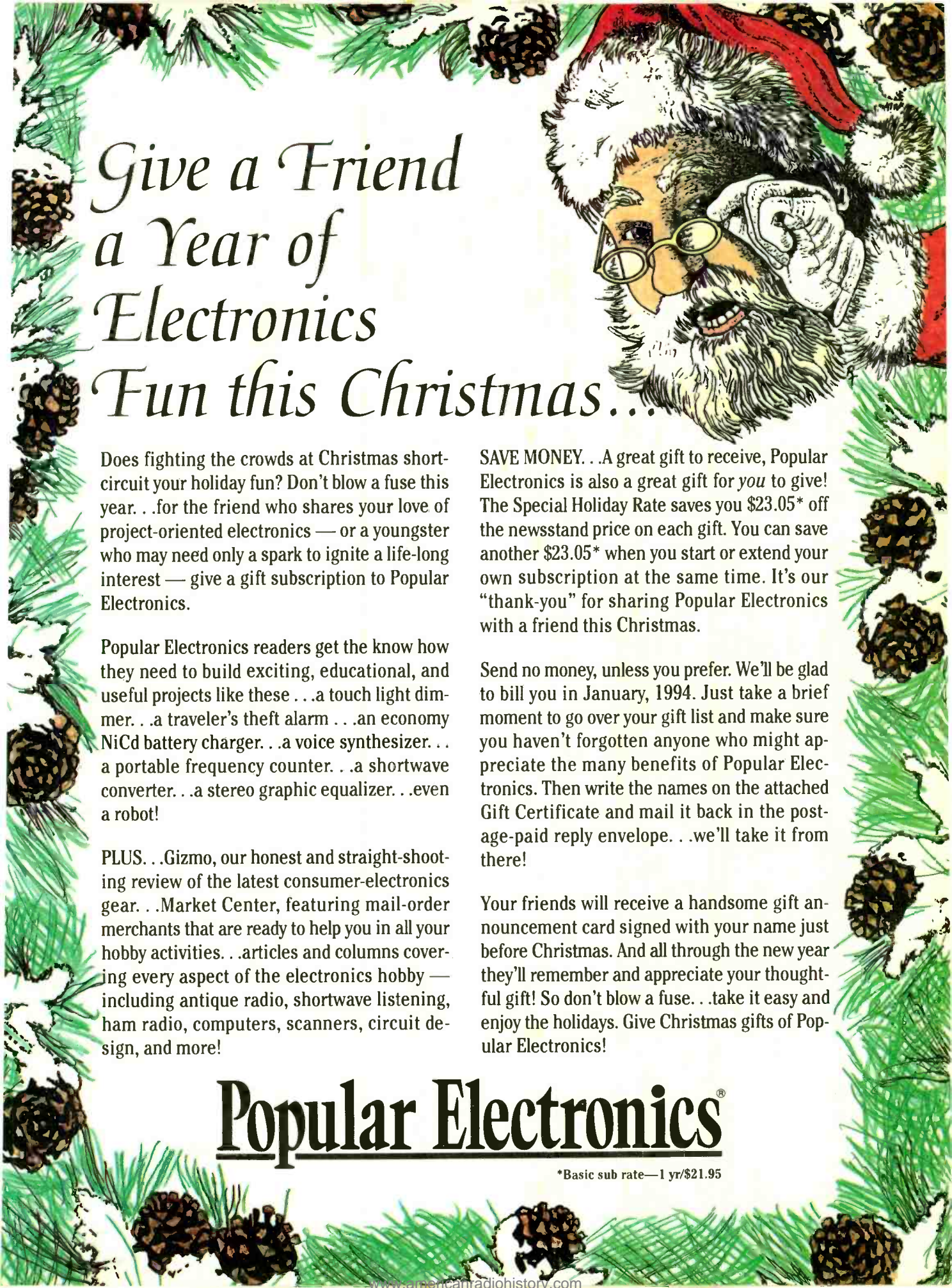
CIRCLE 63 ON FREE INFORMATION CARD

## Power Pack

There's no need to stop recording when your camcorder battery runs out, if you have the *PowerMax PowerPocket* from *Sima Products Corporation* (8707 North Skokie Blvd., Skokie, IL 60077). The PowerPocket is a compact waist pouch or "fanny pack" that houses up to three spare camcorder batteries. Your camcorder plugs into the pouch and, when the "battery low" warning begins to flash in the viewfinder, you simply pause the camcorder, flick the switch on the PowerPocket to the next battery, and resume recording. The PowerPocket will accept all popular 6-volt batteries, including Sony, JVC, Panasonic, Hitachi, and RCA. The pouch is made of heavy-duty nylon with a fully adjustable belt to fit comfortably around the waist or hips. Because the battery is in the bag, the camcorder is lighter to carry. Price: \$49.95.

CIRCLE 64 ON FREE INFORMATION CARD





# Give a Friend a Year of Electronics Fun this Christmas...

Does fighting the crowds at Christmas short-circuit your holiday fun? Don't blow a fuse this year. . .for the friend who shares your love of project-oriented electronics — or a youngster who may need only a spark to ignite a life-long interest — give a gift subscription to Popular Electronics.

Popular Electronics readers get the know how they need to build exciting, educational, and useful projects like these . . . a touch light dimmer. . . a traveler's theft alarm . . . an economy NiCd battery charger. . . a voice synthesizer. . . a portable frequency counter. . . a shortwave converter. . . a stereo graphic equalizer. . . even a robot!

PLUS. . .Gizmo, our honest and straight-shooting review of the latest consumer-electronics gear. . .Market Center, featuring mail-order merchants that are ready to help you in all your hobby activities. . .articles and columns covering every aspect of the electronics hobby — including antique radio, shortwave listening, ham radio, computers, scanners, circuit design, and more!

**SAVE MONEY.** . . A great gift to receive, Popular Electronics is also a great gift for *you* to give! The Special Holiday Rate saves you \$23.05\* off the newsstand price on each gift. You can save another \$23.05\* when you start or extend your own subscription at the same time. It's our "thank-you" for sharing Popular Electronics with a friend this Christmas.

Send no money, unless you prefer. We'll be glad to bill you in January, 1994. Just take a brief moment to go over your gift list and make sure you haven't forgotten anyone who might appreciate the many benefits of Popular Electronics. Then write the names on the attached Gift Certificate and mail it back in the postage-paid reply envelope. . .we'll take it from there!

Your friends will receive a handsome gift announcement card signed with your name just before Christmas. And all through the new year they'll remember and appreciate your thoughtful gift! So don't blow a fuse. . .take it easy and enjoy the holidays. Give Christmas gifts of Popular Electronics!

## Popular Electronics<sup>®</sup>

\*Basic sub rate—1 yr/\$21.95



**M**any of people like to keep track of the prevailing weather conditions using indoor and outdoor thermometers, barometers, and humidity gauges. High-quality instruments provide accurate readings, but the common, consumer-type humidity gauges—called hygrometers—leave much to be desired. Even relatively expensive devices that rely on the absorption of moisture by a human hair or some other organic substance cannot respond accurately to very low or very high relative-humidity levels.

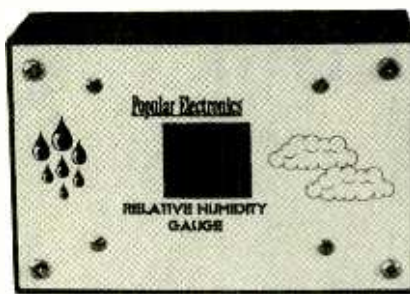
Modern solid-state technology has brought advances in relative-humidity measurements by providing various types of capacitive and resistive sensors that respond to varying amounts of moisture in the air. Many of those, however, are non-linear and may not give reliable readings at humidity levels below 10% or more than 90%.

**It's All Relative.** Relative humidity (RH), a measure of the quantity of moisture contained in the air, is important to our well being and can be a significant factor in forecasting weather conditions. The term "relative" refers to the percentage of water vapor contained in a given volume of air as compared to the maximum amount of moisture that can be accommodated in that volume of air at the same temperature. A condition of 100% RH indicates that the air is saturated with moisture, and that any further increase in moisture content will result in precipitation (rain, snow, or condensation).

Personal comfort is closely related to humidity. In the summer, mild temperatures accompanied by high relative humidity are uncomfortable because the body's natural cooling system (which works by evaporation of perspiration) is slowed. Conversely, the reduction in relative humidity during the winter when indoor air is heated causes one to feel cold unless the temperature is raised to 72 degrees or more.

Adverse reaction to insufficient or excessive relative humidity is not limited to the human body. You may have noticed that wooden drawers and doors tend to expand and stick during the summer, and furniture often shrinks and cracks during the winter. Even electronics, such as VCR's

# Build a



# Relative-Humidity Gauge

*Keep an eye on the humidity with this easy-to-build digital instrument.*

BY ANTHONY J. CARISTI

and copying machines, can fall prey to moisture unless the relative humidity is kept within certain limits. In extreme cases, where high humidity is coupled with high temperatures, mildew can form everywhere, causing significant damage.

There are many ways to measure relative humidity. One way is by detecting the rate of water evaporation using an instrument, known as a psychrometer, that uses two thermometers. One thermometer has a continuously moistened cloth covering its bulb, which senses a reduction of temperature through moisture evaporation. That reading is compared to the dry-bulb thermometer, which responds to ambient temperature. A chart is then consulted to determine the relative humidity that corresponds to the two temperature readings. But that method, which can be very accurate, is not convenient to use.

Another method of measuring humidity is the one used in many low-cost, consumer-type, relative-humidity gauges that have been around for many years. Such instruments have been designed to respond to the percentage of relative humidity through the action of a strand of hair; the hair changes length in accordance with the amount of water vapor that it absorbs from the air. It is not surprising that such instruments are not very accurate and any reading of relative humidity may not be meaningful, especially at very low or very high humidity levels. There are also several electronic methods by which relative humidity can be gauged; one of which uses passive components that change capacitance or resistance in accordance with the air's moisture content.

However, the *Digital Relative-Humidity Indicator* described in this article takes advantage of a new development in sensor technology to produce a professional-quality instrument that is simple to build, accurate, and easy to use. The sensor—the IH3602L precision humidity sensor, one of several developed by Hy-Cal Engineering (9650 Telstar Ave., El Monte, CA 91731; Tel. 800-444-4000)—is linear over a range of 0 to 100% RH, and with proper calibration can be used to produce an instrument that is accurate to within  $\pm 2\%$ .

Our circuit can measure and display relative humidity with significantly better accuracy and resolution than can be obtained from common, consumer devices, thereby enabling you to determine whether a humidifier or dehumidifier needs to be turned on or off. It can also be used to indicate an improvement in humidity once you have taken corrective action, with the added advantage of being able to give an indication of whether your humidifier, dehumidifier, or air conditioner is doing its job.

**How it Works.** Figure 1 shows a schematic diagram of the Digital Relative-Humidity Gauge. The heart of the humidity-measurement system is SENS1 (the Hy-Cal IH3602L, an 6-pin CMOS device with only 3-active terminals), whose DC output voltage varies linearly with RH levels from 0 to 100%.

The sensor is fed from a regulated 5-volt source provided by U1, an



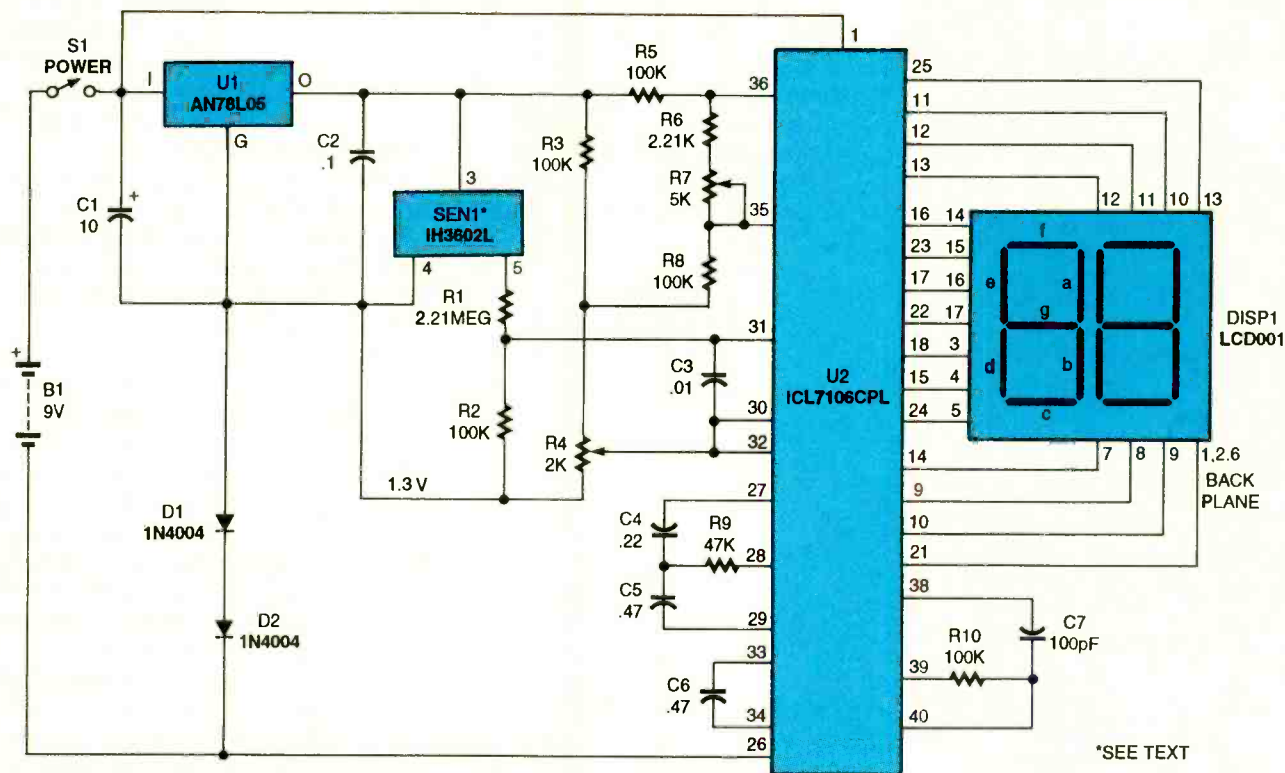


Fig. 1. At the heart of the Digital Relative Humidity Gauge is the Hy-Cal IH3602L, SENSI (a 6-pin CMOS device with active 3-terminals).

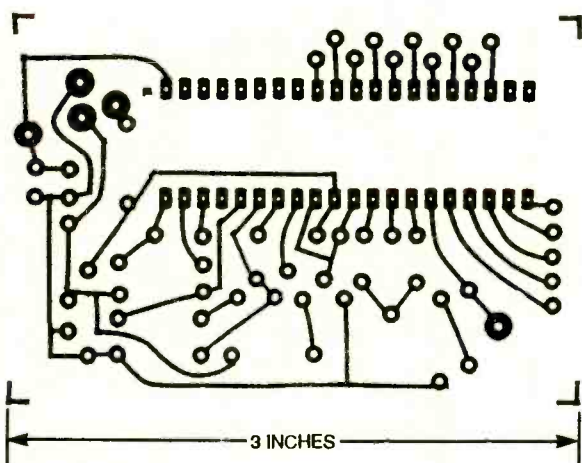


Fig. 2. The Digital Humidity Gauge was assembled on two single-sided, printed-circuit boards; a template for one of them—the sensor board—is shown here full size.

AN78L05 100-mA fixed regulator. The output of the sensor (measured with respect to its negative power input terminal) is ratiometric and varies linearly from 0.8 volts at 0% RH to 3.65 volts at 100% RH when powered by 5-volts. The sensor output is fed through resistors R1 and R2, which form a voltage-divider network that reduces the output voltage of the sensor to a range of about 35 to 158 mV. The change in voltage (28.5 mV/% RH) is used to drive U2 (an ICM7106CPL A/D

converter that also contains an on-board oscillator, output latches, 7-segment decoder/drivers, and a back-plane signal generator).

Potentiometer R4 is used to set pin 30 of U2 at 35 millivolts, while the reference voltage of the chip is set to equal the total change in voltage at pin 31, 123 mV (158 mV - 35 mV). Potentiometer R7 permits full-scale calibration of the instrument for variations in humidity sensors by allowing adjustment of the reference voltage of U2.

Although U2 is capable of driving a full 3½-digit LCD readout, in this application only two sets of U2's digit drivers are used (the most-significant and least-significant digits are not used). A full scale reading, 100% RH, occurs when the analog input voltage is equal to the reference voltage. That would normally give a display of 100.0; but, since the most- and least-significant-digits are not used, 100% RH is represented by a two-digit display of 00.

Components D1, D2, and R4 set the analog-ground terminal of U2 at pin 32 to slightly above ground (at 1.3 volts). Pin 31 of U2 (the positive analog differential-input terminal) is connected to the output voltage of the sensor through a voltage divider composed of R1 and R2. Diodes D1 and D2 are also used to generate a fixed voltage of about 1.3 volts, which is necessary to bias the analog input stages of the A/D converter. Pin 30 (the negative analog differential-input) of U2 is connected to the wiper of R4, allowing calibration at 0% RH. Pins 35 and 36 of U2 are the reference-input terminals and are used to set the full-scale range of U2. A full-scale output occurs when the input voltage applied between pins 31 and 30 is equal to twice the reference voltage.

## PARTS LIST FOR THE DIGITAL RELATIVE-HUMIDITY GAUGE

### SEMICONDUCTORS

U1—AN78L05 5-volt, 100-mA voltage regulator, integrated circuit  
 U2—ICL7106CPL 3½-digit A/D converter, integrated circuit  
 DISPI—LCD001 2-digit liquid-crystal display (Digi-Key)  
 SENS1—IH3602L P/N sensor (Hycal)

### RESISTORS

(All fixed resistors are ¼-watt, 5% units, unless otherwise specified.)  
 R1—2.21-megohm, ¼-watt, 1% metal-film  
 R2, R3, R5, R8—100,000-ohm, ¼-watt, 1% metal film  
 R4—2,000-ohm, cermet, PC-mount potentiometer  
 R6—2,210-ohm, ¼-watt, 1% metal film  
 R7—5,000-ohm, cermet PC mount potentiometer  
 R9—47,000-ohm  
 R10—100,000-ohm

### CAPACITORS

C1—10-µF, 25-WVDC, radial-lead electrolytic  
 C2—0.1-µF, ceramic-disc  
 C3—0.01-µF, ceramic-disc  
 C4—0.22-µF, 50-WVDC, metallized-film  
 C5, C6—0.47-µF, 50-WVDC, metallized-film  
 C7—100-pF, 50-WVDC, ceramic-disc

### ADDITIONAL PARTS AND MATERIALS

B1—9-volt transistor-radio battery  
 S1—SPST momentary-contact switch  
 Perfboard materials, enclosure, IC sockets, battery holder and connector, wire, solder, hardware, etc.

**Note:** The following parts are available from A. Caristi, 69 White Pond Road, Waldwick, NJ 07463: a set of two printed-circuit boards for \$18.95; U1 for \$2.50; U2 for \$17.75; LCD readout for \$11.00; kit of 5 metal-film resistors for \$3.00; sensor \$65.00. Please add \$4.00 postage/handling to all orders. New Jersey residents, please add appropriate sales tax.

**Construction.** The Digital Relative-Humidity Gauge was assembled on two single-sided, printed-circuit boards, referred to as the sensor and

the display boards. That type of construction allows the boards to be stacked if desired to permit the circuit to be housed in a very small enclosure. Figure 2 is a full-size template of the sensor board, while Fig. 3 is a full-size template of the display board.




Fig. 3. Use this full-size printed-circuit pattern to etch the display board for your Digital Humidity Gauge.

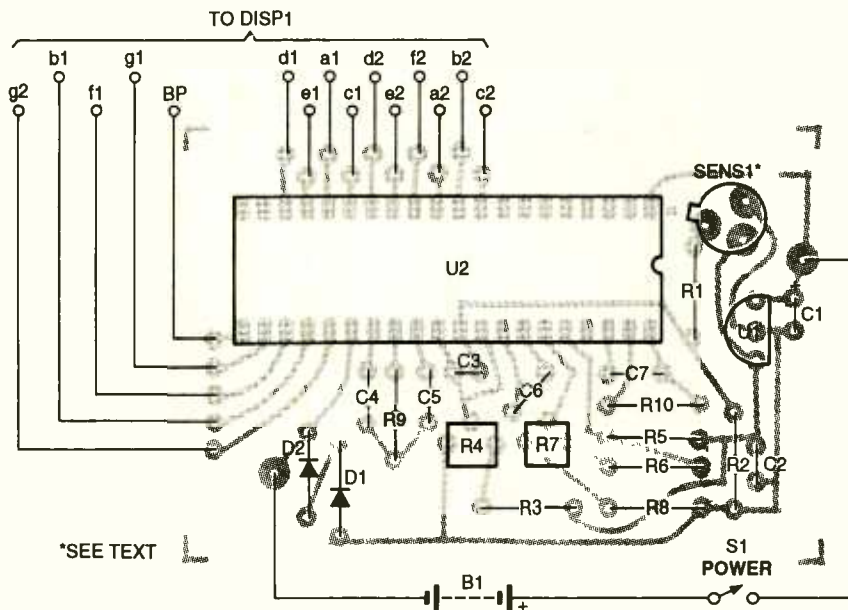


Fig. 4. When assembling the sensor board be sure that all of the polarized components are correctly oriented and installed in their proper locations.

If you choose not to etch your own board, a set of boards can be obtained from the source given in the Parts List.

Figures 4 and 5 are the parts-placement diagrams for the sensor and display boards, respectively. When assembling the boards, be sure that all of the polarized components (the display module, IC's, diodes, and electrolytic capacitors) are properly

oriented. It is mandatory that those components be placed in the circuit as shown. Doing otherwise will result in an inoperative circuit and possible component damage.

When assembling the sensor board, do not install SENS1 (the humidity sensor); that part will be installed later, when the circuit is calibrated. Be sure to use a socket for U2. That permits the project to be serviced should it ever become necessary, and is well worth the slight additional cost. A socket for the display is optional; one can be easily fabricated by cutting an 18-pin IC socket lengthwise in half to produce two 9-pin sections.

When handling the display module, be extremely careful not to exert excessive force; that unit is fragile. When inserting the IC and display into the boards be sure to orient them properly (as indicated in their respective parts-placement diagrams).

Note that most of the resistors specified in the parts list are 1% metal-film types. Those resistors are used in the

circuit to ensure temperature stability, as well as ensure that its calibration does not change with temperature variations or from component aging. Ordinary carbon resistors don't have the necessary stability, and should not be used as a substitute for metal-film resistors.

The sensor and display boards are connected to each other via a set of 15 wires; labeled "a" through "g," and



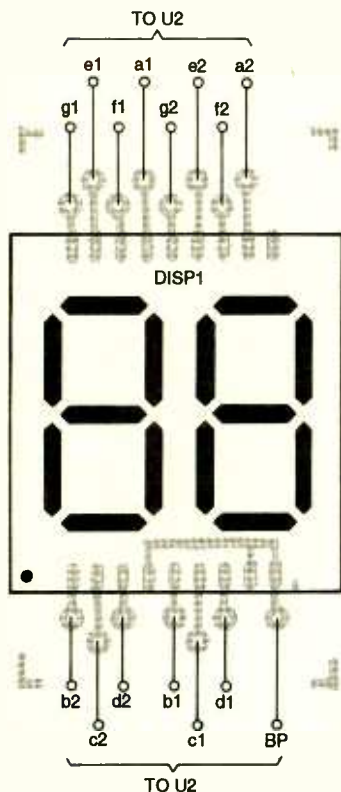


Fig. 5. The display board (as shown by this parts-placement diagram) holds only one component, the LCD readout. Although, from appearances it may seem difficult to assemble this board the wrong way, looks can be very deceiving, so make absolutely sure that the readout is properly oriented on the board.

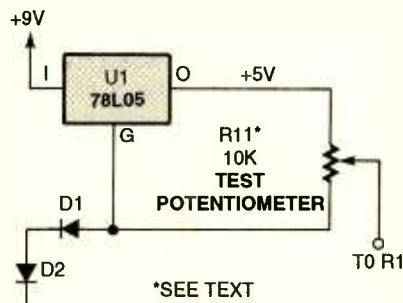


Fig. 6. The Digital Humidity Gauge can be calibrated using two procedures. The first is a two-point method, outlined in this diagram. It requires a potentiometer and digital voltmeter to set R4 and R7. (See the text for more details.)

BP (for back plane) in the parts-placement diagrams. For those connections, use #24 AWG or similar insulated stranded wire. Do not use solid wire; it will break during handling of the boards. Be sure to allow sufficient wire length in accordance with the final position of the assembly in the selected enclosure. The most compact

design is to stack the two boards on top of each other and mount the assembly to the front panel of the enclosure, with a rectangular opening into the front panel to allow the display to be viewed.

Connect a 9-volt battery connector to the circuit, and mount a 9-volt battery holder inside the enclosure to secure the battery in place so that it does not rattle around.

There is just one operating control, S1. It is recommended that a momentary "spring-return" switch (either toggle, slide, or pushbutton) be used for S1 so that there is no possibility of accidentally leaving the unit turned on after taking a humidity reading.

When you have finished assembling and wiring the project (with the exception of installing the humidity sensor), examine the circuit very carefully for shorts, especially between ad-

that the two-point calibration be performed first to verify the proper operation of the circuit. Afterward, the second, more accurate, calibration procedure can be performed if desired (more on that later).

In Fig. 6, a 10k potentiometer (R11) is temporarily substituted for the humidity sensor. That unit is connected in parallel with C2, and the voltage at its wiper is then fed through R1 to the following circuitry as if it were the output of SENS1. By setting the voltage at the wiper of R4 to 0.08 volts and the wiper R7 to 3.65 volts, the digital display will show the correct reading.

Connect a fresh 9-volt battery (or a well-filtered 9- to 15-volt DC wall adapter) to the circuit. Turn S1 on and measure the output of U1 across C2. The reading should be 4.75 to 5.25 volts. If the voltage falls within that range, record the actual value on a piece of paper. If you do not obtain the correct voltage, disconnect power and troubleshoot the circuit to locate and correct the fault.

Check the orientation of C1, U1, U2, D1, and D2. Examine the circuit board carefully for any possible shorts, especially between closely spaced copper conductors. Check the output voltage and polarity of the power source to be sure it is delivering at least 8 volts to the regulator. If everything looks good, try a new regulator. When the fault has been corrected, record the actual output voltage of the regulator and proceed with the checkout.

With power applied to the circuit, the display should show a two-digit number that varies as R11 is adjusted. If either or both of the digits have incorrectly illuminated or extinguished segments, the problem lies with one or more of the 14 segment connections between U2 and the display.

Refer to the schematic diagram to determine which wire connections between U2 and DISP1 are at fault. Use an ohmmeter to verify any suspect connections which can be either shorted or open circuits, or miswiring. If the display is totally blank, the problem most likely lies with the back-plane signal that runs between U2 pin 21 and DISP1 pins 1, 2, and 6. Refer to Figs. 4 and 5 to verify that U2 and the display module are properly oriented and correctly wired together.

If an oscilloscope is available, pin

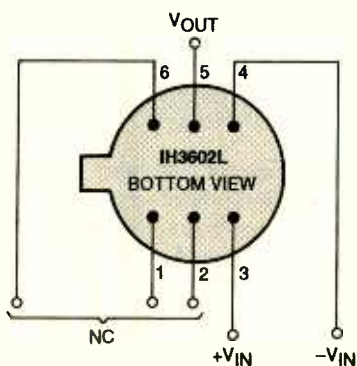


Fig. 7. The Hy-Cal IH3602L sensor, SENS1 (a 6-pin CMOS device with only 3-active terminals), is at the heart of the humidity measurement system. The IH3602L provides a DC output voltage that varies linearly with relative humidity levels from 0 to 100%.

jacent IC terminals, and cold solder joints (which may appear as rough or dull blobs of solder), and correct any deficiencies; it is far easier to fix a problem at this stage than during the checkout procedure when you turn the project on, only to find that the circuit does not work.

**Two-Point Calibration.** Either of two procedures can be used to calibrate the circuit: the two-point method (described here) and the one or two-point precision method (to be discussed a little later on). In the two-point method, see Fig. 6, a potentiometer and a digital voltmeter are used to set R4 and R7. It is recommended

21 of U2 can be checked for the presence of the back-plane signal. A 60-Hz squarewave of about 6 volts peak-to-peak is a normal indication. If that signal absent and the component orientation and wire connections are correct, try a new U2.

At this point, with the display reading properly, the calibration can be performed. First calculate the nominal output voltage of the sensor, for 0% and 100% RH, by using the following two expressions:

$$V_L = (0.8)(V)/5$$

$$V_H = (3.65)(V)/5$$

where  $V_L$  is the nominal output of the sensor at 0% RH,  $V_H$  is the nominal output of the sensor at 100% RH, and  $V$  is the regulated supply voltage as measured and recorded earlier.

Set R7 to mid-position. Connect the negative lead of the digital voltmeter to the anode of D1, and the positive

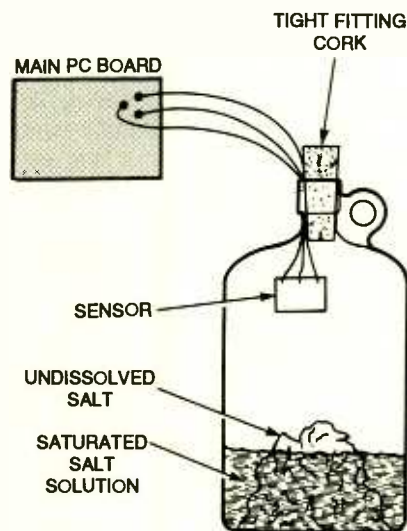


Fig. 8. The second calibration method uses the first procedure, coupled with the one outline in this illustration. (See the text for full details.)

lead to the wiper of R11. Adjust R11 so that the DVM reading is equal to the  $V_L$  value calculated above. Adjust R4 so that the display reads 00. Note: The A/D converter is capable of displaying negative numbers even though no polarity sign is used in this circuit. As a result, the display will vary from both sides of 00 as R4 is adjusted.

Set R11 so that the DVM reads  $V_H$  as calculated earlier. Adjust R7 so that the display reads 00 (representing 100% RH). Perform those steps several times to ensure that neither R4 nor R7 need further adjustment.

TABLE 1—RH OF VARIOUS SATURATED SALT SOLUTIONS

Salts	Percent RH
Lithium Bromide	6.4
Lithium Chloride	11.3
Potassium Acetate	22.7
Magnesium Chloride	32.8
Potassium Carbonate	43.2
Magnesium Nitrate	53.2
Potassium Iodide	69.1
Sodium Chloride	75.3
Ammonium Sulphate	81.1
Potassium Chloride	84.3
Potassium Nitrate	93.8

end of the scale and the other near the high end; select the appropriate solutions using the information in Table 1. However, an easier one-solution method can be used if desired. To perform the one-solution calibration, adjust R4 first for 0% RH (as discussed earlier), and then use a saturated solution of sodium chloride (common table salt and water) and adjust R7 for a display of 75% RH.

To calibrate the circuit, the humidity sensor must be temporarily connected to the sensor board via a

TABLE 2—CORRECTION FACTOR FOR VARIATIONS IN AMBIENT TEMPERATURE

Ambient Temperature In Degrees F	Uncorrected Relative Humidity Reading						
	20%	30%	40%	50%	60%	70%	100%
25	-1.2	-1.7	-2.3	-2.8	-3.4	-4.0	-5.7
35	-1.0	-1.4	-1.8	-2.3	-2.8	-3.2	-4.6
45	-0.8	-1.0	-1.4	-1.7	-2.1	-2.4	-3.5
55	-0.5	-0.7	-0.9	-1.2	-1.4	-1.6	-2.3
65	-0.3	-0.4	-0.5	-0.6	-0.7	-0.8	-1.2
75	0	0	0	0	0	0	0
85	0.2	0.3	0.5	0.6	0.7	0.9	1.2
95	0.4	0.7	1.0	1.2	1.5	1.7	2.5
105	0.7	1.1	1.5	1.9	2.2	2.6	3.7

That completes the initial calibration of the instrument. If you do not elect to perform the more precise circuit calibration described below, remove the test potentiometer and place the sensor into the circuit (as shown in the parts-placement diagram, Fig. 4).

**One or Two-Point Precision Calibration.** The known property of a saturated salt solution having a specified RH level in the enclosed air space above the liquid level provides the means for a simple but accurate calibration of the instrument. In this method, a sealed bottle containing a mixture of a specified salt and water produces a known level of relative humidity in the air above the liquid at a given temperature.

To calibrate the unit, the sensor is placed in the air space of a sealed container that holds the saturated salt solution. When equilibrium is reached (when the liquid and water vapor in the bottle are at the same temperature), the appropriate potentiometer (R4 or R7) adjustments are made as described below.

The most accurate method is a two-point calibration performed by selecting two solutions, one near the low

three flexible wires. To aid in the hook up of the sensor, a pinout diagram of the sensor is shown in Fig. 7. Note (as mentioned earlier) although the unit is a 6-pin device, it has only 3 active terminals.

Refer to Fig 8. The solutions are prepared by mixing a sufficient quantity of the selected salt with water, so that the excess undissolved crystals that remain are saturated with water and at a level slightly above the liquid level. It is very important that the bottle be absolutely air tight. The temperature of the solution and the room should be as close to 75°F (24°C) as possible, and remain constant, to ensure accuracy.

Place the sensor in the air space above the liquid. **Caution:** At no time should any liquid or salt be allowed to touch the sensor. Doing so could damage it. Allow a minimum of ½ hour for stabilization; 1 to 2 hours is better. That time delay is required to allow the air space within the bottle to reach its final level of relative humidity.

Adjust the appropriate potentiometer until the display shows the value specified in Table 1, rounded to the nearest integer, for the selected salt solution. For example, if sodium chlo-

(Continued on page 94)



# ANTIQUE RADIO


By Marc Ellis

## Crystal Set Lore

During the course of a year, it's not unusual for me to receive several letters from readers who are interested in building crystal sets. Some are from grandfathers wanting to show the youngsters in their families what radio was like "in the old days." Others come from younger folks interested in experiencing for themselves the traditional entry-level activity for radio enthusiasts of the 1920's and 1930's.

early 1920's, when radio broadcasting was in its infancy and radio receiving was an adventure that could be embarked upon by any kid with persistence, a talent for scrounging materials, and just a couple of bucks in hard cash.

According to legend, such a young experimenter would begin scrounging in the kitchen, where he hung around until mom was ready to relinquish an empty Quaker Oats container. That sturdy cardboard cylinder was just the right diameter to serve as a form for the all-important tuning coil. It was available for the asking in almost every American household, and I wish I had a penny for every foot of double-cotton-covered wire that was wrapped around one during the early days of the radio craze!



Here's an actual "Quick Oats" set, complete with the original instruction book, as pictured on the cover of the 1991 Antique Electronic Supply catalog.

ister not only as a coil form but also as a chassis for the crystal detector, binding posts, and tuning mechanism. The archivist sent me a copy of a full-page newspaper ad from a Chicago newspaper of the period (which I'm running with this column) offering such a set as a Christmas promotion.

That particular offer was local only. Anyone desiring a set had to present himself at the downtown offices of the Quaker Oats Company, bringing along a dollar and proof-of-purchase seals from two Quaker Oats containers. Five bucks would buy the complete outfit, including not only the radio but a set of 2400-ohm phones, 100 feet of stranded antenna wire, a couple of insulators, and a 50-foot insulated lead-in wire. Not a bad deal, even considering the more valuable currency of the time!

As soon as I looked at the ad, I realized that I'd seen the set before. Eventually, I figured out where: An excellent photo of the radio,

**\$100** →  
for this **RADIO**

with two Quaker Oats trade-marks cut from packages

**Limited Supply Only—  
So Come Early!**

Here is a chance to get a great Christmas radio outfit for next to nothing.

We make the offer as an advertisement for the new Quaker Oats—Quick Quaker which cooks in 3 to 5 minutes and makes something really new and the quickest breakfast dish. The outfit is made to a favorite of the Quick Quaker package.

**A great outfit—receives 30 miles**

This radio is perfect—a truly remarkable outfit. And getting the outfit at a complete set at the lowest price on record.

Now you can hear the night concert, get the news extras, reports of prize fights—all the big features that are broadcasted nightly for radio fans.

This set receives 30 miles or more!

**Supply is limited**

We have only a limited supply of these sets. First come, first served. When these are gone you may have lost your opportunity to obtain a radio set at this price.

**How to get one**

Go to your grocer, get two packages of Quaker Oats, either regular Quaker Oats, the kind you have always known, or Quick Quaker. Then cut the Quaker trade-mark (the picture of the Quaker) from each.

Bring these trade-marks to The Quaker Oats Company, 112 Railway Exchange Building, with amount of cash noted above and below according to which outfit you want, and get your radio at once. But act quickly!

This practical radio outfit set consists of a crystal tuner with a unique feature of primary and secondary coils, giving manual selectivity and a sensitive detector adjustment mechanism. It operates on all wave bands from 150 to 750 meters. Radio, 30 miles.

*An Ideal Christmas Gift*

**Boys and Girls!**

Tell your mother and father about this chance to get a radio. Tell them to let you get the Quaker trade-marks necessary.

Radio and Parts—  
This Outfit

**Complete \$5**  
with 2 Quaker labels

Bring your trade-marks to  
**The Quaker Oats Company**  
112 Railway Exchange Bldg.  
Indianapolis and Michigan Bldg.

**This is the complete Radio Outfit for \$5**  
(with two Quaker trade-marks)

Radio Machine  
50 feet of insulated wire for lead-in or ground  
2 3-grove porcelain insulators  
1 set of headphones, 2400 ohms  
100 feet coil 7-strand copper wire

*A Complete Radio Outfit*

**DO NOT DELAY! FIRST COME—FIRST SERVED!**

Quaker Oats Company's early 1920's Christmas ad for the "Quick Oats" crystal set.

I finally figured it was time to plan a crystal-set project for this column—but not just any project. I wanted one that reflected the construction techniques of the

early 1920's, when radio broadcasting was in its infancy and radio receiving was an adventure that could be embarked upon by any kid with persistence, a talent for scrounging materials, and just a couple of bucks in hard cash.

According to legend, such a young experimenter would begin scrounging in the kitchen, where he hung around until mom was ready to relinquish an empty Quaker Oats container. That sturdy cardboard cylinder was just the right diameter to serve as a form for the all-important tuning coil. It was available for the asking in almost every American household, and I wish I had a penny for every foot of double-cotton-covered wire that was wrapped around one during the early days of the radio craze!

According to legend, such a young experimenter would begin scrounging in the kitchen, where he hung around until mom was ready to relinquish an empty Quaker Oats container. That sturdy cardboard cylinder was just the right diameter to serve as a form for the all-important tuning coil. It was available for the asking in almost every American household, and I wish I had a penny for every foot of double-cotton-covered wire that was wrapped around one during the early days of the radio craze!

complete with the original instruction book, appears on the cover of the 1991 *Antique Electronic Supply* catalog. I'm reproducing it here with the kind permission of that organization. You'll notice that the tuning coil is not visible, being located *under* the Quaker Oats label so as not to obscure the artwork.

Although I'd certainly uncovered an interesting bit of crystal-set lore, I was no closer to finding a good construction project for this column. However, since Quaker Oats still sells its product in those neat cylindrical containers, I was determined that whatever project I published would use one of them as a coil form.

## TUNING THE SIGNAL

I eventually found what I wanted in *How to Build Your Radio Receiver*, a 1924 handbook for experimenters published by Popular Radio, Inc. It's a set that was designed for home construction by the Bureau of Standards of the U.S. Department of Commerce. We'll get into the details of that radio next month, but I'd like to devote the remainder of this column to a brief discussion of crystal-set theory.

The construction article for the Bureau of Standards receiver didn't include a schematic diagram, just mechanical drawings. That wasn't uncommon for the era, when the mechanical details of a radio were often more complicated than the electrical ones. However, the diagram I'm presenting with this column, taken from a 1922 publication, is virtually identical to that of the set we'll be building. Notice that it includes both schematic and pictorial representations of the parts layout.

First, let's take a look at the tuning circuit; see Fig. 1. It consists only of a coil with two sets of taps. The variable capacitor, shown by broken lines in two possible positions on the schematic, is optional and wasn't used in the Bureau of Standards set. When wound in accordance with the specifications given for that set, the coil will tune to the broadcast band with no capacitance other than that inherent in its mechanical construction.

One might think that an external capacitor might be necessary to make fine-tuning adjustments, but on this set such adjustments were made by manipulating the two tap switches. One of those selects the number of coil turns in groups of six; the other, in groups of two. The "six" switch was used to set the receiver near the wavelength desired; fine adjustments could then be made with the "two" switch.

Instead of tap switches, some crystal-set designs (including the Quaker Oats Christmas radio) used a sliding contact that moved across the surface of the coil, selecting one turn at a time and making it possible to achieve even finer adjustments. However, such an arrangement was a little harder for the home constructor to put together.

A tuning capacitor, if used, might certainly improve the selectivity of the Bureau of Standards set and also extend its tuning range. In the position indicated by C1, the capacitor would enable the radio to tune to lower frequencies than those possible with just the bare coil; in the position indicated by C2, higher frequencies would be available. However, at least for starters, we'll build the set as designed.

## DETECTING THE SIGNAL

An amplitude-modulated (AM) signal such as the crystal set is designed to receive consists of an audio component (the voice and/or music being transmitted) superimposed on a radio-frequency signal known as the *carrier*. The amplitude, or strength, of the carrier varies in accordance with the pattern of the audio signal impressed upon it. In the graphic representation shown in Fig. 2(a), the carrier is represented by the alternating current repeatedly varying between plus and minus values. The audio signal is represented by the more gentle variations impressed on the carrier.

The carrier enables the signal to travel through the space between the radio transmitter and your receiver at the speed of light.

tion and silence in the headphones.

If you look at the crystal radio schematic, however, you'll see that no signal can pass through the headphones without passing through the crystal detector. The characteristics of the crystal are such that it acts as a one-way valve. The net effect is represented in Fig. 2(b), where the negative parts of the signal have been completely cut off with only the positive parts reaching the headphones. However, the rapid variations of the radio carrier can still be seen within the envelope of the audio signal.

Now notice the fixed capacitor shown connected in parallel with the headphones. A capacitor is an energy storage device that becomes charged when the voltage across it rises,

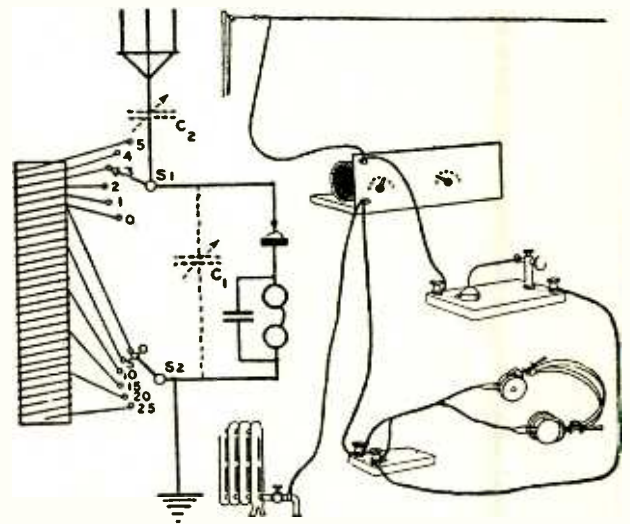


Fig. 1. Here are the schematic and pictorial diagrams of the Bureau of Standards crystal set. It is very similar to the one that we'll be building next month.

However, once at the receiver, it must be removed because its presence makes it impossible to hear the audio. Looking at (a) again, notice that every positive point in the signal is balanced by an equal and opposite negative point. The result is signal cancella-

tion and silence in the headphones. Then discharges back into the circuit as the voltage falls again. The net result is that the radio carrier variations are smoothed out (filtered) and effectively disappear, as shown in Fig. 2(c), leaving only the audio signal—which is now audible in the phones.



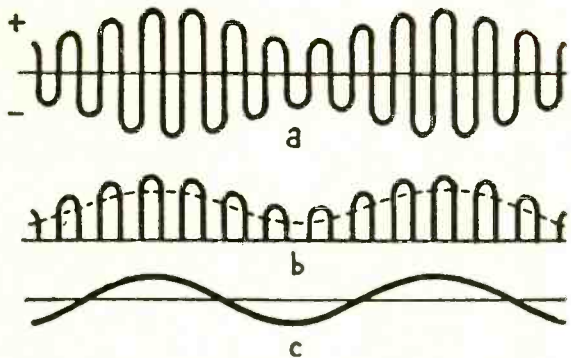


Fig. 2. Here we show (a) a radio carrier (a); (b) the carrier after passing through the crystal detector; and (c) subsequent filtering by a headphone capacitor.

The fact that the variations of the audio signal are not also smoothed out and canceled has to do with the size of the capacitor. It's large enough to handle the rapid changes in the radio signal, but too small to handle the much slower ones in the audio.

#### MECHANICS OF THE CRYSTAL DETECTOR

Now that you know how a crystal detector works, it's a little easier to explain what it is. Those of you with some electronic background have recognized that in likening the action of a crystal detector to that of a one-way valve, we've really identified it as a crystal diode. In fact, this device really was the first solid-state diode to be commonly used in electronic circuits. But where its more modern counterparts were based on germanium and silicon compounds, the crystal detector used in the 1920's and 1930's employed a mineral called *galena*, otherwise known as lead ore.

A small chunk of this mineral, embedded in a cylindrical metal holder, is held in a metal cup, mounted on a base made of insulating material. Also mounted on the base is a rod held in a ball-and-socket type universal joint so that it can be pivoted in any direction. At one end of

the rod is an insulated handle and at the other is a spring loaded phosphor-bronze contact wire familiarly known as the "cat's whisker." The metal cup and rod are wired to electrical connectors on the base so that the detector can be hooked up to the rest of the receiver circuit.

In order to make the detector work, the cat's whisker is placed in contact with the galena ore. But the sensitivity of the detector, and therefore the strength of the received signal, varies greatly depending on exactly where the cat's whisker is placed. Operating a crystal radio involves a constant search for the ever-changing "sweet spot," the point where reception is maximized.

See you next month, when we'll unveil the Bureau of Standards crystal-set project, complete with Quaker Oats coil! Until then, write to me *c/o Antique Radio, Popular Electronics*, 500-B Bi-County Blvd., Farmingdale, NY 11735. ■



# FREE

*Electronics & Computer Software Education Catalog*

- \*Fast-Track Individual Learning Programs
- \*State-of-the-Art Classroom Courses
- \*The Best Values in Electronics Education

## New

**Career-Level Courses**  
**Personal Computer Servicing**  
**TV and VCR Servicing**

## New

**Computer-Aided Instruction**

**DC & AC Electronics**  
**Semiconductors**  
**Electronic Circuits**

*The stunning animations, hypertext glossary, and easy-to-understand text make learning electronics a breeze...and fun!*

Learn the easy and affordable way from the Masters in Electronics Training - **Heathkit**®. From Basic Electricity to Advanced Microprocessor Applications and more, Heathkit will provide you with an unparalleled learning experience at a fraction of the cost of other programs.

# Heathkit®

**Educational Systems**

For your FREE Catalog, call  
**Toll-Free 1-800-44-HEATH**  
 please mention this code when calling 107-020

CIRCLE 155 ON FREE INFORMATION CARD

## SUPER 12 HOUR RECORDER

**CALL TOLL FREE**

**\$119.00\***

Modified Panasonic Slimline. 6 hrs per side. 120 TDK tape furnished. AC/DC Operation. Quality Playback. Digital Counter. Durable Lightweight Plastic.

### PHONE RECORDING ADAPTER

Starts & Stops Recorder Automatically When FCC APPROVED Hand Set is Used. Solid State!

**\$28.50\***

### VOX VOICE ACTIVATED CONTROL

Solidstate Adjustable Sensitivity. Voices & Sounds Activate Recorder. Adjustable Sensitivity. Provisions for Remote Mike.

**\$28.50\***

\*Add for ship. & handling. Phone Adapter & Vox \$2.00 each, Recorders \$5.00 each, Colo. Res. add tax. Mail Order, VISA, M/C, COD's OK. Money Back Guar. Qty. Disc. available. Dealer inquiries invited. Free data on other products.

**ALL MAIL TO: Box 20100, Boulder, CO 80308**  
 AMC SALES INC., 193 Vaquero Dr.,  
 Boulder, CO 80303  
 Phones (303) 499-5405 • 1-800-926-2488  
 FAX (303) 494-4924 • Mon-Fri 8-5 MTN. TIME


CIRCLE 151 ON FREE INFORMATION CARD

# COMPUTER BITS

By Jeff Holtzman

## Shred Your Manuals!

Everyone hates documentation. I have here an ad for video-training tapes. The ad boldly proclaims, "Shred Your Manual! Master Your Software . . . effortlessly!" What is the problem? Why are companies that spend literally millions of dollars producing highly complex software simply unable to document their products in a satisfactory manner?



*This ad boldly proclaims, "Shred Your Manual! Master Your Software . . . effortlessly!"*

I'll tell you why, and the answer may surprise you. It's not because software engineers (who are seldom responsible for documentation anyway) are poor writers. Nor is it because technical writers (who usually are responsible for it) are technically inept (although many certainly are). It's because what's really required is a non-existent job category called "Document Engineer." The duties of this professional are

"Document Engineering."

What is document engineering? Let's focus on the engineering part of the term. The American Heritage Dictionary, 3rd Ed., 1992 defines engineering as "The application of scientific and mathematical principles to practical ends such as the design, manufacture, and operation of efficient and economical structures, machines, processes, and systems."

For purposes of this discussion, we can reduce that definition to "The application of scientific and mathematical principles to the design of efficient and economical structures." Systems might be a better word than structures, but that's a subject for another discussion.

### SCIENTIFIC, EFFICIENT STRUCTURES

Now let's look at the existing state-of-the-practice with respect to that definition. There are exceptions, but 1) The vast bulk of existing computer documentation could hardly be said to be based on any principles whatsoever, much less scientific or mathematical ones; 2) The vast bulk of existing documentation is neither efficient nor economical; and 3) The vast bulk of existing documentation has no concept of structure. Or if it does, it is of an outmoded, linear format based on rhetorical structures and techniques designed literally thousands of years before the advent of the computer.

Computer software is complex, and is unlikely to become less so. The pur-

pose of user-interface design (or what I call user interaction design, discussed last month) is to make the complexity manageable. The purpose of documentation is to, well, document that complexity. The problem is that those producing the documentation often do not understand the complexity, not in a holistic, systematic, structural way.

They typically understand the "how" of many small activities, but not how they fit together to form the overall structure, nor do they understand the ways in which they interact. The situation is analogous to that in medicine, where countless specialists understand particular subsystems of the human body in more or less detail, but no one systematically understands either the overall arrangement of parts that form a whole or the myriad forms of interaction among the parts.

Returning to computer documentation, without understanding how the parts of something fit together, how can anyone be expected to describe that thing, especially something as ethereal as computer software? This is the crux of the problem.

### THE SOLUTION

My solution is this hypothetical field of endeavor called document engineering. Practicing document engineers would have a lot more qualifications than they do now. Indeed, there is no national accreditation agency for technical writers, and there are precious few academic programs



that approach that discipline with any rigor.

If it were left to me, no one would be allowed to write a computer manual without training in the following: computer science (data structures, algorithms, languages, database design), psychology (theories of cognition and learning theory), education (learning practice, instructional design), graphics (screen design and page layout), and English (etymology and rhetorical structure). I also assume competence in the basics (punctuation, grammar, usage, composition).

That curriculum almost certainly exceeds what may be accomplished within the span of a 4-year degree that also encompasses traditional studies in science, social science, and the humanities. So be it. Thus, the minimum qualification for a degree in document engineering would be a two-year Master of Science; a Ph.D. would be preferable.

#### ANOTHER PROBLEM

Assume for a moment that the world were suddenly populated with adequate numbers of document engineers. Would our problems with computer documentation suddenly evaporate? No. The problem is broader than simply documentation. A supply of fully qualified document engineers is a necessary part of the equation. But it is not sufficient.

The other major missing ingredient, as you might expect, is user-interface (interaction) design. That is a consistently neglected part of product design, not just computer software. It combines elements of both art and science. Engineers that are good at implementing algorithms, electronics circuits, or mechan-

ical or architectural designs are not necessarily good at user-interaction design. Indeed, they often are not, because they appear to lack the empathetic capability of getting inside their user's head and understanding the world from that point of view.

For example, look at Word Perfect. It is far and away the best selling word processor for the PC. But it has far and away the most abstruse command structure of any program of its type. No one likes that command structure; people invest considerable time and effort in learning it and then become religiously attached to it. No one seems to be able to explain why particular features are implemented in particular ways; indeed, there may not be a why, other than the whim of the programmer. In the case of that type of unsystematic design, no documentation will ever be successful.

Thus, instead of a usable interface (Interaction model), Word Perfect Corporation has substituted an enormous telephone-support organization. If the interface were improved to the point that it were truly usable, the company could undoubtedly reduce support cost significantly.

The printed documentation provides little help. It's not bad; but without changing the program, the documentation by itself will never suffice. The only solution is better user-interaction design.

The days of using paper documentation to substitute for poor program design are over. A new breed of professional is required to help bridge the gaps between product design and documentation. Only then will we lose the urge to shed the manual. ■

## Learn VCR repair at home!

MAKE GOOD MONEY IN YOUR OWN FULL- OR PART-TIME JOB



Professional-level home study course. You will master easy-to-learn, high-profit repairs *without* investing in high-tech instruments or a costly workshop.


Want more independence and higher income? Send or call today!

**Free career literature:  
800-223-4542**

Name \_\_\_\_\_ Age \_\_\_\_\_  
Address \_\_\_\_\_ Phone (\_\_\_\_) \_\_\_\_\_  
City \_\_\_\_\_ State \_\_\_\_\_ Zip \_\_\_\_\_

**The School of VCR Repair**  
6065 Roswell Road  
Dept. VA 341, Atlanta, Georgia 30328

CIRCLE 158 ON FREE INFORMATION CARD



Your Ticket To

# SUCCESS

Over 28,000 technicians have gained admittance worldwide as certified professionals. Let your ticket start opening doors for you.

ISCT offers Journeyman certification in Consumer Electronics, Industrial, Medical, Communications, Radar, Computer and Video. For more information, contact the International Society of Certified Electronics Technicians, 2708 West Berry Street, Fort Worth, TX 76109; (817) 921-9101.

Name \_\_\_\_\_  
Address \_\_\_\_\_  
City \_\_\_\_\_  
State \_\_\_\_\_ Zip \_\_\_\_\_

Send material about ISCT and becoming certified.

Send one "Study Guide for the Associate Level CET Test." Enclosed is \$10 (inc. postage).

# CIRCUIT CIRCUS

By Charles D. Rakes

## 555 Astable Roundup

**D**uring this visit, we're going to share with you a few 555 oscillator/timer circuits. It's my guess that the 555 is second only to the 741 op-amp in popularity and circuit applications. Of course, I could be wrong and the reverse could be true. Either way, our subject for this month is 555 oscillators.

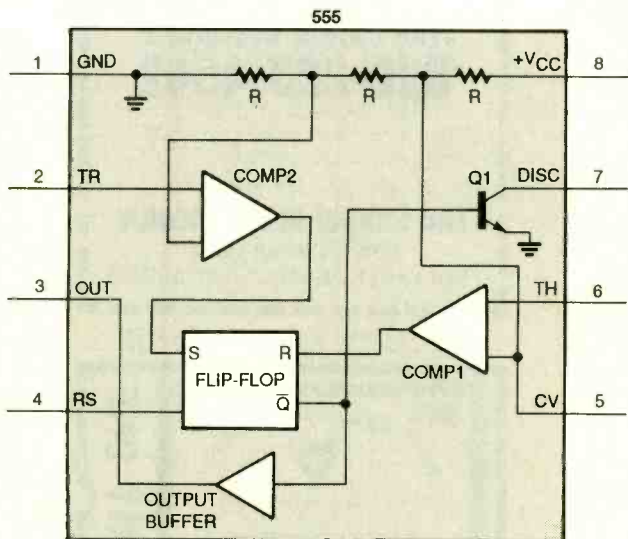


Fig. 1. The 555 oscillator/timer is composed of two comparators, an RS flip-flop, an output buffer, a discharge transistor, and two reference voltages as shown by this functional block/pinout diagram.

We'll start out with a quick look at the IC's architecture to help you to understand how that IC works and the external components function in our circuits. Figure 1 is a functional block/pinout diagram of the 555, which is composed of two comparators, an RS flip-flop, an output buffer, and a discharge transistor.

The chip's trigger (at pin 2) and the threshold (at pin 6) levels are internally set for one-third and two-thirds of the supply voltage by a resistor string. The control input (at pin 5) allows those

levels to be varied. Feeding a negative pulse to the trigger input causes the 555's internal flip-flop to "set," sending its output at pin 3 high. The chip can be configured for monostable, bistable, or astable operation.

### ASTABLE MULTIVIBRATOR

Figure 2 shows one variation of the basic 555-astable configuration. When power is first applied to the circuit, capacitor C1 (the timing capacitor) is initially discharged. That causes the output of the 555 at pin 3 to be high. Capacitor C1 then begins to charge through the R1/D1 parallel combination until it reaches  $\frac{2}{3}$  of the supply

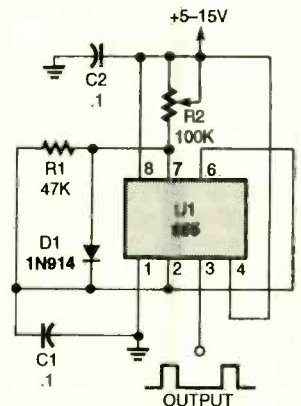


Fig. 2. At the instant that power is applied to the 555 astable, timing capacitor C1 is initially discharged, causing the output of the chip output at pin 3 to be high. Once C1 has charged to about  $\frac{2}{3}$  of the supply voltage, its output goes low, and the discharge transistor turns on, draining the charge on C1.

### PARTS LIST FOR THE ASTABLE MULTIVIBRATOR

- U1—555 oscillator/timer, integrated circuit
  - D1—1N914 general-purpose silicon diode
  - R1—47,000-ohm,  $\frac{1}{4}$ -watt, 5% resistor
  - R2—100,000-ohm potentiometer
  - C1, C2—0.1- $\mu$ F, ceramic-disc, capacitor.
- Perfboard materials, 5–15-volt power source, wire, solder, hardware, etc.

voltage (or the upper threshold level).

At that point, pin 3 goes low, and the discharge transistor turns on, draining the charge on C1 to ground via R1. There is no discharge path through D1 since it is now reverse biased, so C1 takes longer to discharge than to charge. When the charge on C1 has been drained to about  $\frac{1}{3}$  of the supply voltage, the discharge transistor turns off, and the cycle starts over again.

### MODIFIED ASTABLE

The circuit in Fig. 3 shows another method of obtaining a variable positive pulse-width output; the circuit also allows you to set the output to a symmetrical waveform. In that circuit, pin 7—the discharge terminal, which in the previous circuit was used to control the timing capacitor's discharge rate—is not used. Instead, the 555's output at pin 3 is tied back to C1 through a 100k potentiometer, which is used to set the



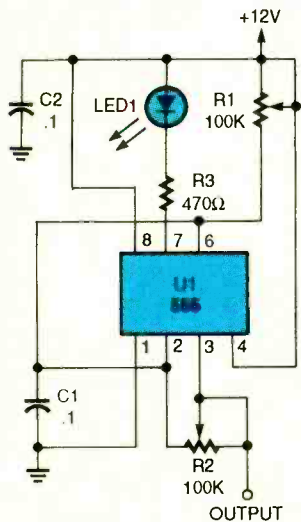


Fig. 3. This modified astable (a variation of the previous circuit) shows another way of producing a positive variable-pulsewidth output. The circuit also allows you to set the output to a symmetrical waveform.

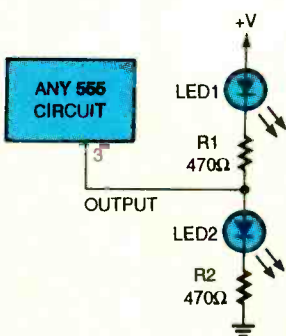


Fig. 4. A pair of LED's connected as shown here can be used with just about any low-frequency 555 oscillator to give high/low output indications. When the output goes high LED2 turns on, and when the output goes low LED1 turns on.

circuit's discharge period.

The oscillator's frequency and output pulse width can be altered by varying the potentiometers R1 and R2. Since the discharge transistor isn't necessary in this circuit, it can be used as an isolated output by connecting a load resistor between pin 7 and the positive supply. I would suggest using a 470-ohm or larger valued resistor for the external load.

In low-frequency applications, an LED and a 470-ohm resistor can be connected to pin 7 as shown, allowing the circuit's frequency to be monitored by way of the flashing.

### ADD-ON LED CIRCUIT

A pair of LED's, connected as shown in Fig. 4, can be added to just about any low-frequency 555 oscillator circuit to give a dual and opposite flashing output. When the 555 output goes high, LED2 turns on and when the output goes low, LED1 turns on.

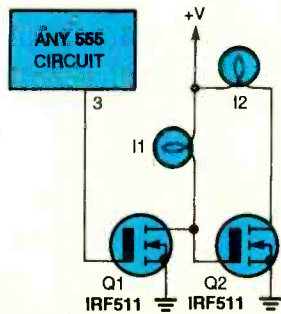


Fig. 5. This dual-flasher circuit is much like the previous flasher circuit except that hexFET's have been included in the circuit, enabling it to control a pair of higher-current incandescent lamps.

### HIGH-POWER FLASHER ADD-ON

A high-power version of the dual flasher circuit is shown in Fig. 5; in that cir-

cuit, two hexFET's (Q1 and

Q2) are used to supply cur-

rent to a pair of

incandescent lamps. When

pin 3 of the 555 goes high,

Q1 turns on, lighting I1. With

Q1 turned on, the voltage

at the gate of Q2 is near

ground, holding it off. When

the voltage a pin 3 goes

low, Q1 turns off and sup-

plies a positive gate

voltage to Q2, turning it on

and causing I2 to light.

The IRF511 hexFET can

handle pulsed drain cur-

rents up to 8 amps, but the

average current should be

limited to 3 amps or less.

Also keep in mind that the

initial current drawn by in-

candescent lamps is

several times their normal

operating current. To control

higher wattage lamps,

hexFET's with higher current

ratings can be used.

handle pulsed drain cur-  
rents up to 8 amps, but the  
average current should be  
limited to 3 amps or less.  
Also keep in mind that the  
initial current drawn by in-  
candescent lamps is  
several times their normal  
operating current. To control  
higher wattage lamps,  
hexFET's with higher current  
ratings can be used.

### DC-TO-DC CONVERTER

Our next circuit (see Fig.

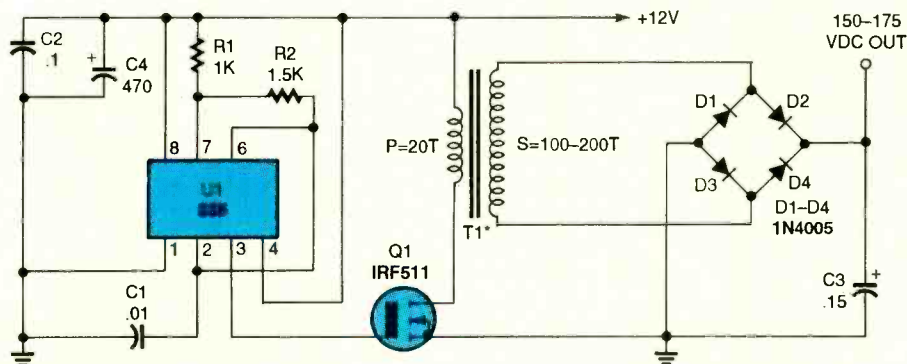


Fig. 6. In this DC-to-DC converter, the 555 is used to produce a rising and collapsing field in T1's primary, generating a higher voltage in T1's secondary winding. That voltage is then fullwave, bridge rectified by D1-D4, and filtered by C3.

### PARTS LIST FOR THE MODIFIED ASTABLE

U1—555 oscillator/timer, integrated circuit

LED1—Light-emitting diode (any color)

R1, R2—100,000-ohm potentiometer

R3—470 ohm, 1/4-watt, 5% resistor

C1, C2—0.1- $\mu$ F, ceramic-disc capacitor

Perfboard materials, 12-volt power source, wire, solder, hardware, etc.

### PARTS LIST FOR THE ADD-ON LED CIRCUIT

LED1, LED2—Light-emitting diode, any color

R1, R2—470-ohm 1/4-watt, 5% resistor

Perfboard materials, wire, solder, hardware, etc.

### PARTS LIST FOR THE HIGH-POWER FLASHER ADD-ON

Q1, Q2—IRF511 hexFET

I1, I2—See text

Perfboard materials, power source, wire, solder, hardware, etc.

## PARTS LIST FOR THE DC-TO-DC CONVERTER

### SEMICONDUCTORS

U1—555 oscillator/timer, integrated circuit  
 Q1—IRF511 hexFET  
 D1-D4—1N4005, 1-amp, 600-PIV, silicon rectifier diode

### RESISTORS

(All resistors are ¼-watt, 5% units.)  
 R1—1000-ohm, ¼-watt, 5% resistor  
 R2—1500-ohm, ¼-watt, 5% resistor

### CAPACITORS

C1—0.01- $\mu$ F, ceramic-disc capacitor  
 C2—0.1- $\mu$ F, ceramic-disc capacitor  
 C3—0.15- $\mu$ F, 600-WVDC, Mylar capacitor  
 C4—470- $\mu$ F, 16-WVDC, electrolytic capacitor

### ADDITIONAL PARTS AND MATERIALS

T1—See text  
 Perfboard materials, 12-volt power source, wire, solder, hardware, etc.

6) places the 555 in a high voltage DC-to-DC converter. In that circuit, the 555 is connected as a standard astable circuit that oscillates at about 25 kHz. The output of the oscillator is fed to the gate of an IRF511 hexFET, causing it to turn off and on in time with the output of the 555. That off/on action chops the 12-volt DC supply voltage, producing a 25-kHz rising and collapsing field in T1's primary. That rising and collapsing field causes a higher voltage to be induced in T1's secondary winding, which is then applied to a fullwave, bridge rectifier consisting of four 1N4005 600-PIV, 1-amp diodes. The rectified secondary output is then filtered by C3, to provide a 150- to 175-volt output.

The transformer is a home-made unit wound on a nylon bobbin that's provided with the EA-77-375 E core from Amidon Associates, Inc. (2216 East Gladwick St., Dominguez Hill, CA 90220; Tel. 213-783-5770). With a 10-to-1 turns ratio (200-turn secondary to 20-turn primary), the 12-volt input

produces between 150 and 175 volts in the secondary of T1.

The primary winding is wound solenoid fashion on the bobbin with 20 turns of #26 copper enamel-coated wire. The primary winding is then covered with a layer of plastic tape. The secondary winding can then be wound with the same size wire as the primary for windings up to 200 turns. If a higher output voltage is desired, the secondary can be wound with #28 or #30 copper enamel-coated wire. The circuit can supply about 5 watts to an external load.

## DUAL TONE GENERATOR

The final circuit this go-around is a dual-tone audio-signal generator that will keep the kids busy for hours—hopefully outdoors. Use your imagination and build the circuit into a musical like instrument and become the kid's neighborhood hero. In the tone generator (see Fig. 7), two 555 oscillator/timers are configured similarly as audio oscillators, with each oscillator feeding a separate

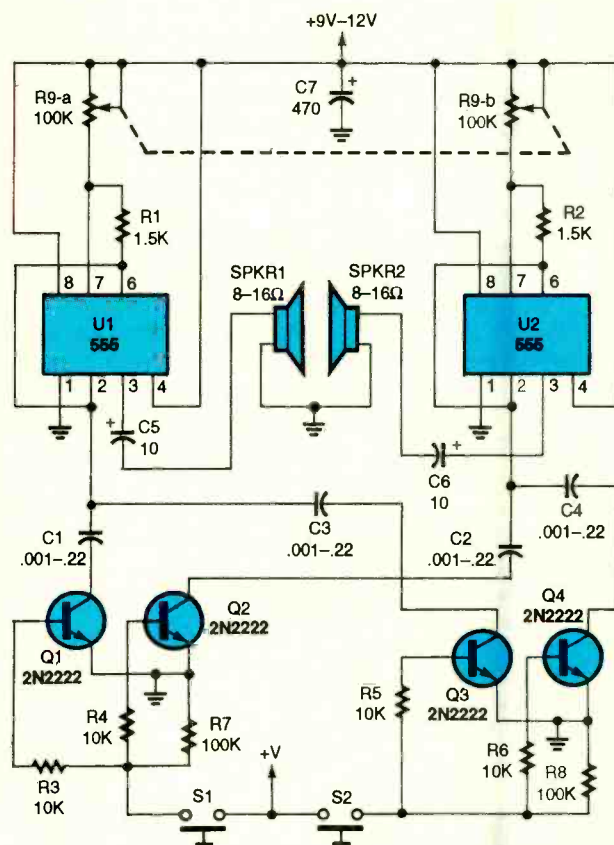


Fig. 7. The dual tone generator is little more than two 555 oscillator/timers feeding a separate speaker.

## PARTS LIST FOR THE DUAL-TONE GENERATOR

### SEMICONDUCTORS

U1, U2—555 oscillator/timer, integrated circuit  
 Q1-Q4—2N2222 general-purpose NPN silicon transistor

### RESISTORS

(All fixed resistors are ¼-watt, 5% units.)  
 R1, R2—1500-ohm  
 R3-R6—10,000-ohm  
 R7, R8—100,000-ohm  
 R9—100,000-ohm dual potentiometer

### CAPACITORS

C1-C4—0.001 to 0.22- $\mu$ F, ceramic-disc  
 C5, C6—10- $\mu$ F, 16-WVDC, electrolytic  
 C7—470- $\mu$ F, 16-WVDC, electrolytic

### ADDITIONAL PARTS AND MATERIALS

S1, S2—Normally open push button switch  
 SPKR1, SPKR2—8- or 16-ohm speaker  
 Perfboard materials, 9-12-volt power source, wire, solder, hardware, etc.

rate speaker.

A dual 100k potentiometer is used to tune the two oscillators simultaneously. The oscillators' frequency

range is controlled by a dual-transistor switch, which selects the timing capacitor for both oscillators. Although our circuit only



shows two range-switching circuits, any number can be added by simply duplicating the two-transistor switching circuit.

An eerie sound effect can be generated by selecting the two range capacitors, C1 and C2, so that both oscillators are tracking at about the same frequency. Or you can select the range capacitors so that one of the oscillators operates an octave above or below the other. The tone combinations are endless, so be creative.

As you look over each of our 555 circuits it's much easier to envision the circuit's operation by referring to Fig. 1. Actually anytime you can see inside an IC when designing a circuit or in troubleshooting, you'll be miles ahead of the pack.

Well, it's that time again. See you next month. ■

# "YOUR FREE CATALOG KNOCKED MY SOCKS OFF"

We get that sort of comment all the time. People are impressed that our free Consumer Information Catalog lists so many free and low-cost government booklets. There are more than 200 in all, containing a wealth of valuable information.

They tell you how to make money, how to save money and how to invest it wisely. They tell you about federal benefits, housing and learning activities for children. They fill you in on nutrition, jobs, health and much, much more.

Our free Catalog will very likely impress you, too. But first you have to get it. Just send your name and address to:

**Consumer Information Center  
Department KO  
Pueblo, Colorado 81009**



A public service of this publication and the Consumer Information Center of the U. S. General Services Administration

**When someone in your family gets cancer, everyone in your family needs help.**

Nobody knows better than we do how much help and understanding is needed. That's why our service and rehabilitation programs emphasize the whole family, not just the cancer patient.

Among our regular services we provide information and guidance to patients and families, transport patients to and from treatment, supply home care items and assist patients in their return to everyday life.

Life is what concerns us. So you can see we are even more than the research organization we are so well known to be.

No one faces cancer alone.

AMERICAN CANCER SOCIETY

## COMING NEXT MONTH

in the February 1994 Issue of

# Popular Electronics®

These days, no truly up-to-date computer is complete without a CD-ROM drive. Find out why, and also read about a low-cost motorcycle alarm and a wide-band (125-MHz) logic probe that you can build, a computer program that lets audio enthusiasts design their own loudspeaker systems, and lots more!

**On Sale  
DECEMBER 16, 1993**

## Watch for it!

**Pick up *Popular Electronics* at your favorite Newsstand, Bookstore, Convenience Store or Supermarket**

## Be a computer repair expert!

CAREER-LEVEL HOME STUDY



Learn PC repairs, troubleshooting, servicing, upgrading, installation. Increase your value as an employee or open your own business.

No expensive instruments, no high-tech electronics.

Over 90% of PC repairs and service involve easy mechanical procedures or parts replacements. Send or call for free literature.

**800-223-4542**

Name \_\_\_\_\_ Age \_\_\_\_\_

Address \_\_\_\_\_ Phone ( ) \_\_\_\_\_

City \_\_\_\_\_ State \_\_\_\_\_ Zip \_\_\_\_\_

### The School of PC Repair

6065 Roswell Road  
Dept. JA341, Atlanta, Georgia 30328


CIRCLE 14 ON FREE INFORMATION CARD

# DX LISTENING

By Don Jensen

## E.C.S.S.

**E**xalted carrier selectable sideband is a tuning trick not widely known to most SWLs, but experienced DX enthusiasts rely on it to bring in intelligible signals in crowded and noisy band conditions. English shortwave whiz Gordon Bennett, writing in the World DX Club's "Contact" bulletin, calls exalted carrier, selectable sideband, or E.C.S.S., "a marvelously simple and very effective DX'ing technique." Never mind what it all means—although Bennett notes that it involves (in its simplest form) "non-synchronous heterodyne detection." Let's focus, instead, on how you can use the technique.



The magic of shortwave listening is evident to 4-year old Ian Ingles, who tunes in stations on this simple, breadboarded receiver built by his father.

First of all, I should note that you must have a shortwave receiver that's capable of tuning single-sideband signals. It should have a control marked LSB (lower sideband) and USB (upper sideband). If your receiver doesn't, and some of the less costly portables don't, sorry, E.C.S.S. isn't for you.

Assume that you are tuning an SW signal on 6,150 kHz, when another station fires up on an adjacent frequency. It isn't a powerhouse signal, but it's bad enough to spoil reception on 6,150 kHz. Some receivers have a narrow-wide bandwidth option. You try the narrow setting, but still the interference is bothersome. What do you do? I'll let Bennett explain:

"Switch to LSB. You'll then hear a 'howl,' which is, in fact, a heterodyne or beat-frequency note. Fine tune your receiver until this note decreases in pitch and effectively disappears—'zero beat!' The signal now sounds normal again to all intents. With any luck, you'll now find that the previous interference is minimal, or may even have disappeared completely. If not, try the USB setting instead, making sure that you've still got 'zero beat;' that is, the heterodyne howl is fine-tuned out. Now, hopefully, the interference is minimized."

E.C.S.S. isn't always the solution. Sometimes the interference is just too strong or it's on the tuned station's identical frequency. But, as Bennett notes, "In general, though, the technique works very well and some of us have been using it for many years. I'm really astonished," he concludes, "as to how little use in general is made of this powerful DX'ing technique."

### DX'ING DOWN UNDER

Looking for Australia, New Zealand, the Pacific islands? Radio Australia is on the air, in English and eight

other Asian and Pacific languages, around the clock. Its shortwave transmitters are located at Carnarvon, Western Australia; Darwin, Northern Territory; Brandon, Queensland; and Shepparton, Victoria. Try 17,795 or 21,740 kHz at 220 to 0600 UTC or 9,580 and 11,800 kHz from 0800 to 1600 UTC.

*Radio New Zealand International* focuses on events in that southern-hemisphere country and on the island nations of the Pacific. While some of its programs are produced especially for international listeners, much of the schedule is simply relayed from the New Zealand home-service broadcasts. Listen in on 15,120 kHz from 0230 to 0700 UTC, and on 9,700 kHz from 0700 until 1200 UTC.

In the good news and bad news department, one Pacific-island SW outlet, *Radio Vanuatu*, is reported to be back on the air on both 3,945 and 7,260 kHz at various times between about 0700 and 1000 UTC. But *Radio Cook Islands'* shortwave transmitter, which was destroyed in a 1992 fire at the station, probably will not return to the air, at least not in the foreseeable future.


### KEEPING IT SIMPLE

In several *DX Listening* columns last fall, readers told about the fun they have SWL'ing with unsophisticated and, even, home-built radio receivers. That seems to have touched a nerve with a number of others who also have written with comments about this sort of shortwave listening.



Select any 5 books  
for only \$4<sup>95</sup> (values up to \$142.75)

when you join the  
Electronics Book Club®



1367P \$29.95



3671P \$18.95




2790P \$15.95




3825P \$17.95



2613P \$18.95




2800P \$17.95




3700H-XX \$36.95  
Counts as 2/Hardcover



4179H \$28.95  
Hardcover




4112H-XX \$29.95  
Counts as 2/Hardcover




3122P \$21.95



3777H-XX \$32.95  
Counts as 2/Hardcover



3485H \$27.95  
Hardcover



3258P \$19.95




052394H-XX \$38.00  
Counts as 2/Hardcover




4054H \$27.95  
Hardcover



4089P \$18.95




3677H-XX \$34.95  
Counts as 2/Hardcover




3632P \$10.95



3107P \$18.95



3627P \$19.95




037603H-XXX \$59.50  
Counts as 3/Hardcover




4061P \$8.95



4358P \$24.95




3669H \$27.95  
Hardcover



2880P \$15.95



4111H \$27.95  
Hardcover



3589H \$27.95  
Hardcover



3672P \$18.95



4227H \$24.95  
Hardcover



3795P \$19.95



3922P \$16.95

**As a member of the Electronics Book Club . . .**

... you'll enjoy receiving Club bulletins every 3-4 weeks containing exciting offers on the latest books in the field at savings of up to 50% off of regular publishers' prices. If you want the Main Selection something and it will be shipped automatically. If you want another book, or no book at all, simply return the reply form to us by the date specified. You'll have at least 10 days to decide. And you'll be eligible for FREE Books through the Bonus Book Program. Your only obligation is to purchase 3 more books during the next 12 months, after which you may cancel your membership at any time.

A shipping/handling charge and sales tax will be added to all orders. All books are softcover unless otherwise noted. (Publishers' prices shown) If you select a book that counts as 2 choices, write the book number in one box and XX in the next. If you select a counts as 3 choice, write the book number in one box and XXX in the next two boxes. ©1994 Electronics Book Club PE194

If card is missing, write to: Electronics Book Club, Blue Ridge Summit, PA 17294-0810

**Your most complete and comprehensive source for the finest electronics books.**



Here, for instance, is what Peter Ingles of Palmerton, PA, says: "My 4-year-old son, Ian enjoys tuning in stations on the three-transistor regenerative receiver that I recently put together. How much more interesting this is to him than turning a dial on a plastic cabinet. He shares my fascination with the actual electronics involved in capturing radio waves and turning them into sound.

"I get more enjoyment out of this simple circuit than the more advanced receivers I've owned. The magic of shortwave listening is never more evident than when you listen to a foreign broadcast from thousands of miles away on a simple receiver like this one."

Thanks for the testimonial, Pete.

But Jack Costello of St. Augustine, FL, is looking for something more sophisti-

cated in the way of a receiver. "I'm looking for an inexpensive way to get started listening to SW stations, but I don't have a lot to spend. On the other hand, I want a receiver that offers more features than do the cheap multi-band portables I've seen in discount stores. What about used communications receivers. I'd be happy with an oldie, but goodie?"

For many SWL's in your situation, Jack, a good used older model shortwave receiver, indeed, is an excellent choice. But where do you find them? How do you know what to buy and how much to pay? For an-

\*Credits: Brian Alexander, PA; Jerry Berg, MA; Richard Cuff, PA; Harold Frodge, MI; Dwight Keen, MO; Fred Kohlbrenner, PA; Marie Lamb, NY; Ed Newbury, NE; Tony Orr, VA; North American SW Association, 45 Wildflower Road, Levittown PA 19057; World DX Club, c/o 2216 Burkley Drive, Wyomissing, PA.

swers to questions like those, I recommend a useful little book by Fred Osterman called "Buying a Used Shortwave Receiver."

Fred tells you where to look for used SW receivers and what you're likely to come across. He offers ratings on the different models and a price guideline. That 20-page book is available for \$3.95, plus \$1 postage, from Universal Radio Inc. (6830 Americana Parkway, Reynoldsburg, OH 43068).

### UTILITY STATIONS

Greg Pruitt, Alpharetta, GA, offers the frequencies of some stations he has heard:

"In Alaska, there's Barrow DEW (Distant Early Warning) radar station on 2,866 and 5,631 kHz. The NOAA Hurricane-Hunter aircraft use 3,407, 5,562, 6,673, 8,876, 10,015, 13,354, 17,901 and 21,937 kHz."

Thanks, Greg. Those are two-way, usually, communications transmissions, not the program-broadcasting SW services we usually cover in this column. There are many such stations operating on shortwave, military, maritime, and other bands. In SWL parlance, they are usually referred to as utility stations.

Greg also has a question. "What's the frequency for Somalia?" Needless to say, the broadcasting situation in Somalia at this time continues to be highly unstable. I can't promise that this is still accurate, but the last word I have is that *Radio Mogadishu* transmits on either 6,722 or 6,822 kHz at around 0445 UTC. United Nations-sponsored *Radio Manta* is said to use 9,540 kHz at around 1100 UTC, but is deliberately interfered with by a clandestine *Codka Shacabka Somaliyeed*, or Voice of the Somali Masses.

Programming surely would be in local languages, not English, and those stations probably would not be easily heard in North America.

### DOWN THE DIAL

Here's what others are hearing on shortwave lately. As usual, all times are in UTC, or Universal Coordinated Time, which is equivalent to EST plus 5 hours, CST + 6, MST + 7 and PST + 8.

**BOTSWANA**—7,415 kHz. The *Voice of America's* relay in southern Africa uses this frequency from 1900 to 2200 UTC, and again from 0430 UTC.

**BULGARIA**—11,720 kHz. *Radio Bulgaria* is a tough catch during its 0000 and 0300 UTC transmissions due to interference and under modulation. But it is better at 2145 to 2230 UTC.

**CROATIA**—5,920 kHz. *Hrvatska Radio Zagreb* has been noted from 0145 until after 0330 UTC in Croatian, with popular music programming.

**LITHUANIA**—11,750 kHz. *Radio Vilnius* is heard in English weekdays at 2300 UTC, but the weekend programs at this time are in Lithuanian.

**KUWAIT**—13,620 kHz. *Radio Kuwait's* English programming, with commentary, news, features, and music, has been noted on this frequency from around 2030 UTC.

**SURINAM**—4,990 kHz. *Radio Apintie* is not regularly heard, but it has been logged with pop music and Dutch announcements by several east-coast U.S. DX'ers at around 0115 UTC.


**TAHITI**—15,168 kHz. *RFO* in Papeete broadcasts in French and Tahitian languages with both island melodies and U.S. popular music, and has been heard from about 0250 UTC. ■

## From Not-Working to Networking!

### Troubleshooting Local-Area Networks!

Now, complete for the first time in one detailed booklet!

Gain a fuller knowledge of network fundamentals and how they developed from the early days of main frames, from XNS to Ethernet technology, the OSI stack for interconnecting different computers, basic and specialized test instruments, etc. Several tough LAN case histories bring from theory to the practical side of troubleshooting.



ONLY \$5.00

CLAGGK Inc., Reprint Bookstore  
P.O. Box 4099, Farmingdale, NY 11735

Please rush my copy of "From Not-Working to Networking." I enclosed payment of \$5.00 which includes shipping charges.

Name \_\_\_\_\_  
Address \_\_\_\_\_  
City \_\_\_\_\_ State \_\_\_\_\_ ZIP \_\_\_\_\_

Sorry, no orders excepted outside of United States and Canada. All Payments must be in U.S. funds. Send check or money order payable to CLAGGK Inc.—do not send cash or stamps. New York State residents add applicable sales tax.



# ELECTRONICS MARKET PLACE

## FOR SALE

**300 Experimenters Circuits** — Complete in 6 practical books using diodes, relays, FET's, LED's, IC 555's, and IC CA3130's for building blocks. Only \$33.00 plus \$5.50 for shipping. USA and Canada only. US funds. **ETT, INC.**, PO Box 240, Massapequa Park, NY 11762-0240.

**DESCRAMBLERS** for cable and satellite. Kits and assembled units. All types. Guaranteed. From \$19.95. Free catalog. (212) 330-8035.

**CABLE descramblers**, test turn-on kits, bullet stoppers. We have the lowest prices in the industry. Call everyone else, then call us for the best price. Cash paid for cable equipment. No Florida sales. (305) 425-0751.

**CABLE test chips.** Jerrold, Tocom, S.A., Zenith. Puts cable boxes into full service mode! \$29.95 to \$59.95. 1 (800) 452-7090, (310) 902-0841.

**SECRET cable descramblers!** Build your own descrambler for less than \$12.00 in seven easy steps! Radio Shack parts list and free descrambling methods that cost nothing to try, included. Send \$10.00 to: **INFORMATION FACTORY**, Dept. 5, PO Box 1790, Baytown, TX 77522.

## CLASSIFIED AD ORDER FORM

To run your own classified ad, put one word on each of the lines below and send this form along with your check to:

**Popular Electronics Classified Ads**, 500-B Bi-County Boulevard, Farmingdale, N.Y. 11735

**PLEASE INDICATE** in which category of classified advertising you wish your ad to appear. For special headings, there is a surcharge of \$11.00.

{ } Plans/Kits ( ) Business Opportunities ( ) For Sale  
{ } Education/Instruction ( ) Wanted ( ) Satellite Television

Special Category: \$11.00

### PLEASE PRINT EACH WORD SEPARATELY, IN BLOCK LETTERS.

(No refunds or credits for typesetting errors can be made unless you clearly print or type your copy.) Rates indicated are for standard style classified ads only. See below for additional charges for special ads. **Minimum: 15 words.**

1	2	3	4	5
6	7	8	9	10
11	12	13	14	15 (\$23.25)
16 (\$24.80)	17 (\$26.35)	18 (\$27.90)	19 (\$29.45)	20 (\$31.00)
21 (\$32.55)	22 (\$34.10)	23 (\$35.65)	24 (\$37.20)	25 (\$38.75)
26 (\$40.30)	27 (\$41.85)	28 (\$43.40)	29 (\$44.95)	30 (\$46.50)
31 (\$48.05)	32 (\$49.60)	33 (\$51.15)	34 (\$52.70)	35 (\$54.25)

We accept MasterCard and Visa for payment of orders. If you wish to use your credit card to pay for your ad fill in the following additional information (Sorry, no telephone orders can be accepted):

Card Number

Expiration Date

PRINT NAME

SIGNATURE

**IF YOU USE A BOX NUMBER YOU MUST INCLUDE YOUR PERMANENT ADDRESS AND PHONE NUMBER FOR OUR FILES. ADS SUBMITTED WITHOUT THIS INFORMATION WILL NOT BE ACCEPTED.**

**CLASSIFIED COMMERCIAL RATE:** (for firms or individuals offering commercial products or services) \$1.55 per word prepaid (no charge for ZIP code)...**MINIMUM 15 WORDS.** 5% discount for same ad in 6 issues within one year; 10% discount for 12 issues within one year if prepaid not applicable on credit card orders. **NON-COMMERCIAL RATE:** (for individuals who want to buy or sell a personal item) \$1.25 per word, prepaid...no minimum. **ONLY FIRST WORD AND NAME** set in bold caps at no extra charge. Additional bold face (not available as all caps) 30¢ per word additional. Entire ad in boldface, \$1.85 per word. **TINT SCREEN BEHIND ENTIRE AD:** \$1.90 per word. **TINT SCREEN BEHIND ENTIRE AD PLUS ALL BOLD FACE AD:** \$2.25 per word. **EXPANDED TYPE AD:** \$2.05 per word prepaid. Entire ad in boldface, \$2.45 per word. **TINT SCREEN BEHIND ENTIRE EXPANDED TYPE AD:** \$2.55 per word. **TINT SCREEN BEHIND ENTIRE EXPANDED TYPE AD PLUS ALL BOLD FACE AD:** \$2.95 per word. **DISPLAY ADS:** 1" x 2 1/2" — \$205.00; 2" x 2 1/2" — \$410.00; 3" x 2 1/2" — \$615.00. General Information: Frequency rates and prepayment discounts are available. **ALL COPY SUBJECT TO PUBLISHERS APPROVAL. ADVERTISEMENTS USING P.O. BOX ADDRESS WILL NOT BE ACCEPTED UNTIL ADVERTISER SUPPLIES PUBLISHER WITH PERMANENT ADDRESS AND PHONE NUMBER.** Copy to be in our hands on the 18th of the fourth month preceding the date of issue (i.e.; Sept. issue copy must be received by May 18th). When normal closing date falls on Saturday, Sunday or Holiday, issue closes on preceding work day. Send for the classified brochure. Circle Number 49 on the Free Information Card.



## How To Get A High-Paying Job In ELECTRONICS

Become more competitive in the job market with **EDUCATION**

Specialized Associate degree and diploma programs in electronics technology, computer repair, communications, and industrial electronics by

**DISTANCE EDUCATION**

Call or write for college catalog and booklet "How to Get a High-Paying Job in Electronics."

**1-800-765-7247**

**PEOPLES COLLEGE OF INDEPENDENT STUDIES**  
233 Academy Drive • P.O. Box 421768  
Kissimmee, FL 34742-1768  
Member, D.L. Peoples Group • Accredited Member, NHSC

**INTERFACES** for IBM compatibles. 48 line digital I/O, 16 channel analog input. 8 relay board, 8 opto input board. Control motors, lights, measure temperature, voltage. To get fier, send SASE to **JOHN BELL**, 1381 Saratoga St., Minden, NV 89423.

**SAVE money!** Feel safer! Automate your home. New book. \$19.99 **APPROACHING, INC.**, 1 (800) 484-9697 extension 4847.

**CABLE TV descramblers. Save money, don't rent! Nobody beats our price! Call us last for the best price! All brands, 24 hour shipping. VCI, 1 (800) 677-0321.**

## CB RADIO OWNERS!

We specialize in a wide variety of technical information, parts and services for CB radios. 10-Meter and FM conversion kits, repair books, plans, high-performance accessories. Thousands of satisfied customers since 1976! Catalog \$2.

**CBC INTERNATIONAL**  
P.O. BOX 31500PE, PHOENIX, AZ 85046

**UNDETECTABLE cable descrambler** will work on all systems guaranteed! Send SASE/info, \$94.95/kit, \$14.95/plans, **MYSTICAL ELECTRONICS**, PO Box 481, Cooper Station, NY, NY 11276.

**GET it all!** Complete freq. allocation list. 9KHZ to 400 MHZ, 89 pages softcover binding. Only \$10.00. **MIKE'S ENTERPRISES**, Box 261, Cheboygan, MI 49721.



## FREE CATALOG

**FAMOUS "FIRESTIK" BRAND CB ANTENNAS AND ACCESSORIES. QUALITY PRODUCTS FOR THE SERIOUS CB'er. SINCE 1962**  
**FIRESTIK ANTENNA COMPANY**  
 2614 EAST ADAMS  
 PHOENIX, ARIZONA 85034

**PREVENT descrambler damage — Don't bite the bullet!** Snooper Stopper Data Pulse Blocker \$34.95 — Data Blocker with dual surge protection \$54.95 — Wireless video sender \$54.95 — remote control A/B switch \$39.95 — **VIDEO CONNECTIONS**, 1 (800) 925-9426.

**DIGITAL video stabilizer.** Removes all video tape copy protection, caused by copy guard, on pre-recorded tapes \$54.95 — **VIDEO CONNECTIONS**, 1 (800) 925-9426.

**SOLAR watch with free magnetic compass.** Send \$2.00 **INTELECTION**, Dept. 259, 2023 N. Atlantic, Cocoa Beach, FL 32931.

**SHAREWARE catalog of 4,000+ programs.** Send check \$3.00 to **JIL COMMUNICATIONS**, PO Box 65, Bridge Station, Niagara Falls, NY 14305-065. Attn: Software.

**LISTEN the dead are speaking.** Spirit voices recorded on audio tape. 60 minute cassette with instructions and sample voices. \$10.95 postpaid. **S.P.I.R.I.T.**, PO Box 828, Matawan, NJ 07747.

## ANTIQUE RADIO CLASSIFIED

Free Sample!

Antique Radio's  
 Largest Circulation Monthly.  
 Articles, Ads & Classifieds.  
 6-Month Trial: \$16.95. 1-Yr: \$29.95 (\$44.95-1st Class).  
**A.R.C.**, P.O. Box 802-L10, Carlisle, MA 01741



**CABLE descrambler liquidation.** Major makes and models available. Industry pricing! (Example: Hamlin Combo's, \$44 each... Minimum 10 orders). Call **WEST COAST ELECTRONICS**, 1 (800) 628-9656.

**TUBES.** (Thousands in stock). Send SASE for list. **FALSA ELECTRONICS**, PO Box 1376-2, Milw., WI 53201.

**PROTOTYPE service** for hobbyists & engineers. Single quantity ss PCBs. \$10.00 minimum. No setup fee. We also scan magazine artwork. Get out your back issues! **FIRST PROTO**, (407) 392-8677.

**DESCRAMBLING secrets revealed.** Free 24 hour hotline reveals secret satellite and cable descrambling information. (718) 390-7130.

## EDUCATION/INSTRUCTION

**VCR Repairs You Can Do.** Save\$. Make\$. Favorable reviewed by *Popular Electronics*. 403-pages. \$Back-guarantee. Over 37,100 sold. 704 illustrations + tool. Mail \$24.95 to **WORTHINGTON PUBLISHING**, Box 16691M, Tampa, FL 33687-6691.

**ELECTRONIC engineering.** 8 volumes complete. \$109.95. No prior knowledge required. Free brochure. **BANNER TECHNICAL BOOKS**, 1203 Grant Avenue, Rockford, IL 61103.

**LEARN computer repair!** Complete correspondence course — \$95.00. Write: **GWN**, 215D Vaughan Road, Toronto, Ontario, Canada M6C 2M5.

## SATELLITE TV

**SATELLITE equipment** 5-10% above cost. Receivers, LNBs, programming orbit \$40.00, SatTVwk \$44.00. **CANYON SATELLITE**, 1 (800) SAT-PRTS.



## LEARN COMPUTERS!

Home study: become an expert with the personal computer for home or business use. Free literature: 800-223-4542.

Name \_\_\_\_\_ Age \_\_\_\_\_  
 Address \_\_\_\_\_  
 City \_\_\_\_\_ State \_\_\_\_\_ Zip \_\_\_\_\_  
 School of Computer Training, Dept. KA341  
 6065 Roswell Rd., Atlanta, Georgia 30328

## BUSINESS OPPORTUNITIES

**MAKE \$75,000.00 to \$250,000.00 yearly.** Learn IBM monitors repairs (solutions most brands). New home based business program. Software available. Information: **USA-Canada** \$3.00 cash (no checks). Dealers wanted worldwide (\$35.00) US funds. **RANDALL DISPLAY**, PO Box 2168-H, Van Nuys, CA 91404, USA.

**HOME assembly work available!** Guaranteed easy money! Free details! **SASE. HOMEWORK-P**, Box 520, Danville, NH 03819.

**NEED money? Guaranteed employment!** Assemble simple products at home. Easy work! Excellent income! 1 (800) 377-6000, ex7930.

**MONEY-in-your-micro!** 50 ways to make computer money! Complete with resources to get started. Only \$1.00! **DIGATEK**, Suite 80-A, 2723 West Butler Drive, Phoenix, AZ 85051.

**EXTRA income!** I need help distributing hi-tech products. Info: **SCOTT**, Box 667515, Charlotte, NC 28214. (704) 391-7425.

**FREELANCE readers needed!** \$30,000/year income potential. Details: (619) 491-1541 Ext. 73, 24 hrs.

**DISTRIBUTORS needed** — high profits, largest selection & lowest prices. Mini-satellite antennas for homes, RV, business, & many new markets. Starting \$296.00. \$1800.00 refundable deposit required. 1 (800) 886-5008.

## FREE INFO!

**BECOME A HAM RADIO OPERATOR THE FAST, EASY, FUN WAY — NO MORSE CODE REQ'D!**

You'll be on the air in no time—making new friends—with the ARRL's all-new Technician Class Video Course.



It's everything you need to start exploring your new, exciting world of Amateur Radio: 3 full-length video tapes, 164-page course book, 6 practice exams, even optional review software—all with an iron-clad money-back guarantee.

We've been helping people become hams for more than 75 years—we won't let you fall!

Get in on the fun of ham radio. Call the toll-free number and ask for our free video course info kit. **Call Today!**

**ARRL • 225 Main St • Newington, CT 06111**

**1-800-32-NEW HAM**

## ANTI-GRAVITY

**GRAVITY contest:** Win \$75.00 for best idea on "How to photograph gravity." Send idea by 12/31/93 to, **GRAVITY GROUP**, 524 East Erie Ave., Lorain, OH 44052.

## UNUSUAL

**STRANGEST** newsletter you will ever get! Weird want ads, strange electronic equipment, find things that soon won't be legal anymore! \$7.50 current issue. More info at (916) 386-1234. **GATEWAY UNDERGROUND**, Box 60550, Sacramento, CA 95860-0550.

## PLANS & KITS

**60 Solderless Breadboard Projects** in two easy-to-read pocket books. Complete with circuit descriptions, schematics, parts layouts, component listings, etc. Both books (BP107 & BP113) only \$11.90 plus \$3.50 for shipping. USA and Canada only. US funds. **ETT, INC.**, PO Box 240, Massapequa Park, NY 11762-0240.

**ANNOUNCING OmniAlert!** (pat.pend) Designed by F-18 tactical radar engineer. Revolutionary photosensitive alarm safeguards your home, office, car, & valuables. Professionally engineered board & plans, guaranteed foolproof! \$11.95. **DRALIN DESIGNS**, PO Box 04, Ellenburg Depot, NY 12935.

**FASCINATING** Electronic devices! Voice disguiser! Vocal truth indicator! Lasers! Transmitters! Detectors! Free energy! High voltage! More! Kits/Assembled! Catalog \$4.00 (refundable). **QUANTUM RESEARCH**, 17919—77th Ave., Edmonton, Alberta, Canada, T5T 2S1.

**FASCINATING kits**, useful, fun and educational kits! Lasers, voice changers, message recorders, detectors, talking clocks and more. We supply all the parts plus detailed manuals. Send \$1.00 (refundable) for catalog: **LNS TECHNOLOGIES**, 20993 Foothill Blvd., Suite 307P, Hayward, CA 94541-1511.

**EXPLORE** the fascinating new world of low voltage neon. Send \$2.00 (refundable) for catalog of plans and kits to **NEOWORKS**, PO Box 1257, National City, CA 91951-1257.

**SURVEILLANCE** equipment, transmitters, cameras, recorders, night vision, bug detection, plans, kits. \$4.00 for catalog. **SPY LABS**, POB 231, Thornwood, NY 10594.

**BUGGED? Telephone tapped?** Find out fast! Free catalog of fantastic counter-surveillance equipment! 1 (800) 732-5000.

**DESCRAMBLE** cable with Radio Shack R.F. modulator add simple circuit. Instructions \$8.00 **TELCOM**, Box 832P, Brusly, LA 70719.

**BUILD** this inexpensive, simple to construct shocker. For plans send \$4.00 to **MACIAS**, 23-70 29 St., #2, Astoria, NY 11105.

**MODIFY** your CB into a mobile telephone. Plans \$15.00. **D-B INTERNATIONAL**, Box 1933, Lynnwood, WA 98046.

**GIANT** screen projection TV, same lens as Sony, Zenith etc., build for under \$100.00, plans, lens — \$14.99 — **SLOTTER**, Box 807, Marietta, OH 45750.

## Look to the Future

With Your Own

Cable Converter & Descrambler!

**1-800-228-7404**



**NU-TEK ELECTRONICS**

**FREE CATALOG!**

3250 Hatch Rd.  
 Suite 1 C  
 Cedar Park, TX 78613

**ALL MAJOR BRANDS**





# HOME FIRE SAFETY. ACT ON IT!



FOR FREE HOME FIRE  
SAFETY TIPS, WRITE:

United States

Fire Administration

P.O. Box 70274

Washington, DC 20024



## CABLE TV DESCRAMBLERS ★ CONVERTERS ★ and ACCESSORIES.

# SAVE MONEY. DON'T RENT!

PANASONIC,  
PIONEER, JERROLD, OAK,  
SCIENTIFIC ATLANTA  
AND MORE. LOWEST PRICES.  
FREE CATALOG.

**(800) 234-1006**  
CABLE READY COMPANY

## BEST BY MAIL

Rates: Write National, Box 5, Sarasota, FL 34230

OF INTEREST TO ALL

STOP BILL COLLECTORS COLD!! Extensive Report \$29.00  
FREE Information: 800-393-1114 Ext. 11.



### THE CAPTAIN'S WATCH

Rugged, dependable to 100M  
Luminous hands, magnifying crystal, date, 2 year bat-  
tery, 5 yr. warranty. Reg. \$89.95 NOW: \$49.95 ppd.

I. SIEGER, P.O. BOX 7208  
DELRAY BEACH, FL 33446

# GET CONTROL!

## with CABLE TV DESCRAMBLERS AND CONVERTERS

Gain complete control of your TV, and  
save money on monthly rental charges  
by owning your cable equipment!

### TOP BRANDS AVAILABLE

Everquest • Panasonic • Jerrold • Zenith •  
Pioneer • Scientific Atlanta • Tocom •  
and many more!

### SATISFACTION GUARANTEED!

Quantity Pricing Available

Orders can be placed 24 hours a day  
7 days a week!

Same day shipment if order placed  
before 5 pm EST M-F



Call Toll-Free

**1-800-775-0444**



MC, Visa and COD.



## T.C. ELECTRONICS

Special Note: Decoders and Descramblers must not be  
used without authorization by your local cable operator.  
Sorry, no Tennessee sales.

CIRCLE 164 ON FREE INFORMATION CARD

# FACTCARDS



**Jampacked with  
information at your  
fingertips**

■ ALL YOU NEED to know about  
electronics from transistor packaging  
to substitution and replacement  
guides. FACTCARDS numbers 34  
through 66 are now available. These  
beautifully-printed cards measure a  
full three-by-five inches and are  
printed in two colors. They cover a  
wide range of subjects from Triac cir-  
cuit/replacement guides to flip-flops,  
Schmitt triggers, Thyristor circuits,  
Opto-Isolator/Coupler selection and  
replacement. All are clearly explained  
with typical circuit applications.

■ WANT TO EXPAND your knowl-  
edge of electronics? Do it the easy way

by studying the Electronics Fact  
Cards. Do you travel to and from your  
job each day? Drop a handful of cards  
in your pocket before you leave, and  
the bus becomes a schoolroom! At  
home, you can build some of the pro-  
jects and not only have fun building and  
using them, but learn how they work at  
the same time.

■ YOU'LL BE AMAZED both at how  
rapidly you learn with these cards, and  
how easy it is to understand. These  
new cards are available right now.  
Don't miss out. Send your check or  
money order today.

## FACTCARDS—Facts at your fingertips for Experimenters and Project Builders!

Please send one copy of FACTCARDS at \$3.50. Shipping \$1.00 (U.S. and Canada only).

Please send \_\_\_\_\_ copies of FACTCARDS. Total cost is sum of copy price and First Class  
postage and handling cost multiplied by number of card sets ordered.

New York residents add sales tax to total cost of each order.

Please print

Allow 6-8 weeks for the material to arrive.

(Name)

(Street Address)

(City)

(State)

(Zip)

Detach and mail today:

CLAGGK Inc.  
P.O. Box 4099  
Farmingdale, NY 11735

All Payment must be in U.S.  
Funds!

# HAM RADIO

By Joseph J. Carr, K4IPV

## Operating in the Low Bands

The 75/80-meter, "kilowatt alley," and the 160-meter bands (those below 4,000 kHz) are full of extremely strong signals that can overload receiver front-ends and show up as poor-selectivity problems. The 160-meter band also suffers from its proximity to the AM-broadcast band. At one time, the AM BCB was 540 to 1600 kHz, but recently the upper end of the AM BCB was extended to 1,700 kHz . . . making it even more likely to interfere with 160-meter, ham-band receivers.

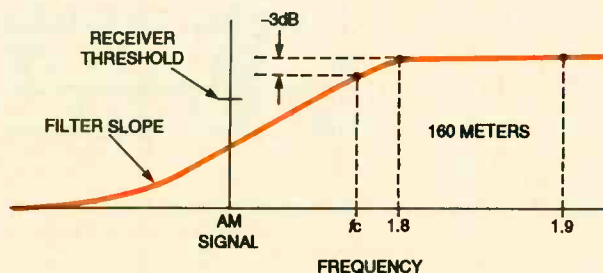


Fig. 1. An "ideal" high-pass filter would cut-off abruptly at the band edge, with no energy coming in at out-of-band frequencies. Unfortunately, receiver front-ends rarely contain high-quality high-pass filters; thus, their response curves exhibit some degree of sloping.

Further many otherwise fine modern ham/SWL receivers do not use tuned front-ends, but instead used LC band-pass filters for each band. The quality of such filters can vary widely, and while poor selectivity might not even be noticed on some bands, on busy bands (such as 75/80 meters), it becomes immediately apparent what sloppy filters will do to a receiver's performance!

Lets turn our attention to a typical 160-meter band-pass filter. As you can see from Fig. 1, its band-pass resembles that of a high-pass filter. Of course, an "ideal" high-pass filter

would cut off abruptly at the band edge, with no energy coming in at out-of-band frequencies. The real situation is illustrated in Fig. 1. The filter will be relatively flat above the cut-off frequency ( $f_c$ ), although real filters always have some ripple in the passband.

Below the cut-off frequency, the response doesn't drop off suddenly, but rather the drop-off has a certain slope. The quality of the filter (illustrated by the sharpness of the drop-off or slope) is a measure of how well the filter does its job; no filter is perfect, and the slope is a principal determinant. The LC filters in receiver front-ends are often a bit sloppy as filters go, especially those installed in some lower-price receivers.

If you are tuned to 160-meters (see Fig. 1) and there is a strong AM broadcast signal close enough to the high end of the band, and the signal is above the receiver's threshold of detection, it will interfere with the operation of the receiver. Receiver interference may or may not be

audible, depending on the situation. In some cases, the interference desensitizes the receiver. For some strange reason in those cases you simply can't hear anything but the strongest in-band signals. In most cases, however, at least some audible interference will accompany weak signal levels.

### ONE SOLUTION

There are three solutions to that type of problem. You can use either a sharp cut-off high-pass filter or wavetrapp in front of the receiver. Either circuit will severely attenuate out-of-band signals, while adding only some attenuation to in-band signals.

High-pass filters are especially useful if the offending AM station is a couple hundred kilohertz away from the top end of the band. The wavetrapp, on the other hand, is a resonant filter that is tuned to the offending signal frequency and is designed to reject that signal. A parallel-resonant LC circuit placed in series with the antenna line or a series-resonant LC



One way to improve receiver reception is to use a loop antenna, such as the square-loop unit from Palomar Engineers.



filter across the antenna line is the way to go.

Suitable filter designs have been published in this column in the past. Or, if you wish to design your own, consult any recent copy of *The ARRL Handbook for Radio Amateurs*. The book gives simple design procedures that turn complex filter arithmetic (and a lot of guessing) into a process that is within the grasp of anyone who can divide two numbers using a handheld calculator.

### ANOTHER SOLUTION

Another solution is to buy or build a preselector (see "Receiver Preamplifiers That You Can Build" in the June 1993 issue) for your receiver. Several manufacturers offer ready-built preselectors. Check the MFJ Enterprises (P.O. Box 494, Mississippi State, MS, 39762; Tel. 800-647-1800) catalog; they sell several models, as does Palomar Engineers (P.O. Box 462222, Escondido, CA 92046; Tel. 619-747-3343).

The preselector provides additional front-end selectivity at the frequency of interest, and also rejects the AM-BCB or the other ham-band signals in kilowatt alley. While it cannot do much for nearby, adjacent-channel interference, it works wonders for a guy down the band . . . unless he's on the next block (my situation, unfortunately).

Another solution (one that is related to using a pre-selector) is to use an antenna tuner. I maintain that HF hams ought to use antenna tuners in any event, especially those tuners that suppress harmonics (some "line flatteners" are actually tunable high-pass filters). Again, several sources of such equipment (including MFJ) offer suitable models.

### SOLUTION THREE

The third solution is to use a loop antenna. Palomar Engineers makes loop antennas and base preamplifiers. The antennas are used to null out the offending station, while either not attenuating the desired station or only attenuating it somewhat. Judicious positioning of the loop nulls can provide a tremendous improvement to the signal-to-noise ratio, which vastly improves reception.

People who want to build their own loop antennas might want to take a look

the receiver circuitry (otherwise, the same antenna is used for both transmit and receive). The patterns of the two antennas need not match, and indeed it might be in the lack of a match that the greatest improvement is found.

You can use the main lobe of the transmitting antenna to squirt signal in the desired direction, while the null of the receiver antenna is used to squash unwanted signals. The use of antenna patterns for interference control even works on the higher bands, even though

They can sometimes be used to reduce the effects of off-channel interference (although their main use is in attenuating the desired signal when it is bone-crushingly strong).

If the undesired signal pushes the receiver into non-linearity, or desensitization, then attenuating the incoming signals is sometimes enough to back the RF amplifiers out of the saturated condition. You will lose some of the strength of the desired signal, but without the attenuator it would be unreceivable due to the receiver being cut-off (sigh). I think that the stories of how well attenuators work in this respect are a little overstated by their advocates, but that they work in some cases is undeniable.

### SID OBSERVERS

Last month, I mentioned solar observers who use radio to spot sudden ionospheric disturbances (SID's) by noting their effect on HF or VLF reception. That is a topic of interest to me . . . so much so that I've modified the most popular VLF SID-receiver design and developed a printed-circuit board for it. I would be interested in hearing from people who are engaged in that or related activities. Contact me at P.O. Box 1099, Falls Church, VA, 22041. ■



Palomar Engineers also sells a rod-loop antenna that can go a long way toward improving reception.

at the loops chapter of my book, *Joe Carr's Receiving Antenna Handbook* (High-Text Publications, 125 N. Acacia Avenue, Suite #110, Solana Beach, CA 92075; phone orders from Independent Publishers Group, at 800-888-4741). The chapter on loops has been called "the best available..." by one reviewer.

Note that the solutions presented in this column require the use of a second antenna; i.e., one for reception only. That idea is an old one, and one whose time has returned. Some modern transceivers even sport a second coaxial connector for a receive-only antenna. When the controls are set properly, the receiver-antenna jack is connected to

loops are only occasionally used above 40 meters. The directional-beam antenna can often be positioned to null unwanted co-channel and adjacent-channel signals, while placing the main lobe in the direction of interest. Even if the direction of interest doesn't exactly coincide with the main lobe when the null is in the interfering direction, the signal levels at the receiver site will be sufficient for a 5-by-9 QSO.

Some receivers are equipped with front-end attenuators that can be switched in or out of the circuit at will. One model I saw had -6- and -12-dB attenuators, which when used together will also produce -20 dB of attenua-

### RADIO CLUB



"I'm trying to tell Herb that he won our 'Communicator of the Year' award, but I can't raise him."

# SCANNER SCENE

By Marc Saxon

## High-Level Handles

**R**adio Shack's new Realistic PRO-37 handheld scanner has much to be said for it, including a 200-channel memory formatted in ten 20-channel storage banks, plus an extra ten "monitor" channels. Its frequency coverage is substantial, and includes the 30–54 MHz, 137–174 MHz, 380–512 MHz, and the 860–960-MHz bands (with the two cellular bands blocked). There is also

search at 50 channels-per-second. If you want to examine the channels more slowly, you can temporarily override the Hyperscan feature and scan or search at a leisurely 8 channels per second.

The scanner's circuit was designed with 10.7 MHz and 455 kHz IF frequencies, and it has both a crystal and a ceramic filter to heighten its selectivity. Selectivity is rated at  $\pm 10$  kHz ( $-6$  dB),  $\pm 20$  kHz ( $-50$  dB). Sensitivity is rated at  $1.0 \mu\text{V}$  on all bands except VHF aeronautics and 800 MHz, where it is  $2.0 \mu\text{V}$ . The unit operates on six "AA" batteries or from an AC or DC adapter. It has a built-in memory backup.

You can find the PRO-37 at any of Radio Shacks 7000 retail stores.

## THE EAGLE HAS LANDED

The latest update on monitoring the loftier levels of government: President Clinton's Secret Service code name is presently "Eagle," while Hillary Rodham Clinton's is "Evergreen." "Sawhorse" is Vice President Al Gore, while "Skylark" is the code name for Tipper Gore. "Finley" turns out to be Les Aspin, while "Foxtail" is none other than Warren Christopher. First Brother Roger Clinton is code named "Headache."

In actuality, the Secret Service is permitted to refer to "the President," instead of using his code name.

According to the current

(8th) edition of *Top Secret Registry of U.S. Government Radio Frequencies*, some good bets for monitoring those communications include 164.65, 165.2125, 165.375, and 165.7875. Dozens of additional frequencies used for those communications are also provided in the book.

## FROM THE READERS

Max Lopez of North Hollywood, California, noted that we suggested monitoring for distant stations in the 30–50-MHz "low band." He wrote to say that he has logged numerous stations and to ask if we can tell him the location of a station that he heard early one evening on 43.54 MHz. The station was sending data transmissions, but had an automatic CW identification that gave its call sign as KPD992.

That call sign belongs to Telecom Systems, Inc., which is authorized to use it on 43.54 MHz from numerous sites, primarily in Oregon. Based upon the frequency and the type of signals he described, Max evidently heard radio paging transmissions.

A reader from Texas, who requested anonymity, reported having spent several months in Russia. We weren't given the reason for the visit, but we were given two interesting frequencies used in Russia: 132.60 MHz is used by the Russian Air Force, while 460.01 MHz is used by the Russian Army.



The PRO-37 from Radio Shack offers 200-channel memory and extra-quick "Hyperscanning."

coverage of the 108–137-MHz VHF aeronautics band.

Features? You bet! We particularly liked "Hyperscan," which lets you scan at a fast rate of 25 channels-per-second and



Frank, from Baltimore, Maryland, has monitored military helicopters working with local police while looking for marijuana farms on 122.75 MHz. Police surveillance in Baltimore has been monitored on 453.25 and 460.925 MHz. Baltimore-area Postal Inspectors were monitored on 410.00, 410.025, and 414.975 MHz.

### AN ATTRACTIVE SOLUTION

We continually hear from readers who complain that, for whatever reason, they can't place a scanner antenna on their roof. Maybe there's no easy roof access, or there are building restrictions against rooftop antennas. Yet the built-in telescoping whip that came with their desktop scanner doesn't seem to be doing the job.

One approach that often improves reception is to use an all-band, magnetic-mount scanner antenna such as those intended for mobile use (Radio Shack catalog no. 20-012 or its equivalent). Straightaway, this is more of an antenna than the puny telescoping whips that usually come with desktop scanners. The magnetic mount then can be placed at a location of your choice, such as the top of a refrigerator, radiator, duct, or metal locker or cabinet. At that point, the object to which the antenna is affixed becomes a part of your antenna system, further increasing the effectiveness of the antenna. Be sure to keep the antenna vertical and mounted with the magnetic-base end at the bottom.

Going further, if you have a window-mounted air conditioner, consider reaching out and mounting the antenna atop the metal case of the unit. That will give you

an outside antenna, and will certainly improve reception if you are in a steel-frame structure, such as a high-rise apartment house or office building.

Another signal-improvement aid would be a preamplifier, a received-signal booster that will strengthen incoming signals by as much as a whopping 20 dB. There are several on the market. We have long used the popular GRE SuperAmplifier scanner preamp to increase the performance of our rooftop antenna, and have had excellent results between 100 and 1000 MHz.

### CLUB ADDRESSES

For those who suggest that we periodically list some worthwhile scanner newsletters and organizations, here are three fine choices (listed in alphabetic order):

- *North-East Scanning News*, P.O. Box 62, Gibbstown, NJ 08027;

- *Radio Communications Monitoring Association*, P.O. Box 542, Silverado, CA 92672; and

- *Radio Monitors Newsletter of Maryland*, P.O. Box 394, Hampstead, MD 21074.

Check directly with each one to request their prevailing rates. Please enclose a self-addressed, stamped envelope, as a courtesy, for their reply.

### HAPPY NEW YEAR

Here's wishing you a happy 1994, and the hope that you will monitor everything you want to hear on your scanner this year! Let us know what you're hearing, and pass along your questions, comments, frequencies, and anything concerning scanners to *Scanner Scene*, **Popular Electronics**, 500-B Bi-County Blvd., Farmingdale, NY 11735. ■

## FAX DIRECTORY LISTING

COMPANY	FAX NUMBER
Alfa Electronics, Inc.	(609) 275-9536
All Electronics Corporation	(818) 781-2653
Alltronics	(408) 943-9776
A.M.C. Sales, Inc.	(303) 494-4924
Communications Specialists, Inc.	(714) 974-3420
C&S Sales, Inc.	(708) 520-0085
Contact East	(508) 688-7829
Extech Instruments	(617) 890-7864
Howard W. Sams & Company	(317) 298-5604
Interactive Image Technologies Ltd.	(416) 368-5799
Jameco	(800) 237-6948
Kepro Circuit Systems, Inc.	(314) 343-0668
Lake Sylvan Sales, Inc.	(612) 895-9454
M.D. Electronics	(402) 392-0991
Midwest Laser Products	(708) 430-9280
Moody Tools, Inc.	(401) 885-4565
Mouser Electronics	(817) 483-0931
M.M. Newman Corporation	(617) 631-8887
North Country Radio	(914) 576-6051
People's College of Independent Studies	(407) 847-8793
Skyvision, Inc.	(218) 739-4879
Somerset Electronics, Inc.	(407) 773-8097
T.K.A. Electronics	(402) 697-0799
Weka Publishing, Inc.	(203) 622-4187
For Fax Directory Order Form See Page 93	

The Magazine for the Electronics Activist!

© Gernsback Publications, Inc.

Abbreviations: (AR)Antique Radio, (C)Construction, (CB)Computer Bits, (CC)Circuit Circus, (D)Department, (DX)DX Listening, (ED)Editorial, (G)Gizmo, (HOR)Hands-On Reports, (HR)Ham Radio, (LTR)Letters, (PTR)Product Test Report, (SS)Scanner Scene, (TT)Think Tank

200 Channels to Choose From (Scaduto & Fenton)	Jun 31,(LTR)Sep 3
<b>555</b>	
Astable Circuits (Marston)	Apr 55
Circuits, Miscellaneous (Marston)	Jun 62
IC Variations (Marston)	Jun 62
Monostable Circuits (Marston)	Mar 53
Sirens and Alarms (Marston)	Apr 55
Timer Tester RF Bulbs (Yacono)(TT)	Jan 72

## A

A Little Something for Everybody (Rakes)(CC)	Feb 71
A/B Switch, Computer-Controlled (Yacono & Splwak)(C)	Oct 43
AC-Short Detector (Yacono)(TT)	Mar 73
<b>A/V Receiver</b>	
Onkyo TX-SV909PRO (Feldman)(PTR)	Aug 27
Sony STR-D990 (Feldman)(PTR)	Mar 27
Yamaha RX-V1050 (O'Brian & Scaduto)(G)	Mar 14
Access: Visual Programming II (Holtzman)(CB)	Nov 68
Active Antenna (Blechman)(C)	Mar 46
Add a DVM to Your PC (Hendershot)(C)	Nov 41
<b>Advanced</b>	
Low-Power Schottky (Yacono)(TT)	Sep 72
Schottky (Yacono)(TT)	Sep 72
<b>All About</b>	
Microprocessors (Green)	Feb 56, Jan 59
Phase-Locked Loops (Young)	Sep 63
Photo CD (Fenton)	Feb 31
Photovoltaic Cells (Carr)	Apr 57
Transistors: Bipolar Basics (Young)	Dec 45

## AMATEUR RADIO (SEE ALSO HAM RADIO, DX LISTENING)

Computer Software for Hams and SWLs (Thurber)	Jul 53
Flea Market Survival Guide, A (Thurber)	Oct 36
Ham, What's a? (Thurber)	May 53
<b>Hams and SWLs</b>	
Super Resources for (Thurber)	Dec 55
Test Gear for (Thurber)	Sep 53
<b>Super Resources for Hams and SWLs (Thurber)</b>	Dec 55
Super-Simple Shortwave Receiver (Blechman)(C)	Aug 31
What's a Ham? (Thurber)	May 53
Amateur Radio and Science Fairs (Carr)(HR)	Dec 78
Amber Waves of Data (Holtzman)(CB)	Oct 70
Amplified-Output Receiver (Rakes)(CC)	Aug 70
Amplifiers, Nothing But (Rakes)(CC)	Oct 72
<b>Analog</b>	
Frequency Meter (Marston)	Mar 53
-to-Digital Converters, An Introduction to (Tarchinski)	Aug 57
<b>Antenna</b>	
Active (Blechman)(C)	Mar 46
Amplifiers that you can Build (Carr)(C)	Feb 43
Are Antenna Tuning Units Necessary? (Carr)(HR)	Feb 79
Four-Element Two-Meter Quad (Luchi)(C)	Feb 63
"Loading Up" a Tower? (Carr)(HR)	May 78
Pipe and Tubing Antennas (Carr)(C)	Nov 44
Roundup (Saxon)(SS)	Apr 82
<b>Anti-Resonance System, Microscan (O'Brian &amp; Scaduto)(G)</b>	Sep 12
Antique Radio DC Supply (Yacono)(TT)	Mar 73

<b>ANTIQUERADIO (D)(Ellis)</b>	Jan 65, Feb 67, Mar 66
	Apr 66, May 66, Jun 66
	Jul 70, Aug 66, Sep 68
	Oct 68, Nov 66, Dec 64
Behind the Scenes at Motorola's Museum	Nov 66
Electronic Espionage—World War I Style	Mar 66
From Hard Rubber to Catalin	Sep 68
Mailbag Time Once More!	Jul 70
More from the Mailbag	Aug 66

Radio to Go—The Motorola Story	Oct 68
Readers Speak, The	Feb 67
Reading the Mail	Dec 64
<b>Sky Buddy, The</b>	
All Together Again!	Jan 65
Buttoned Up at Last!	Jun 66
Gets an Alignment	May 66
Speaks Up!	Apr 66
<b>Are Antenna Tuning Units Necessary? (Carr)(HR)</b>	Feb 79
Arresting Situation, An (Jensen)(DX)	Jun 79
Astable Gating (Marston)	Apr 55
Audible Audio-Signal Tracer (Rakes)(CC)	Feb 71

<b>AUDIO</b>	
Amplifier (Carr)(HR)	Apr 80
Audio-Interface for Your Telephone (Belva)(C)	Dec 61
AudioSource CD Ceiver/One	
AM/FM CD Changer (O'Brian & Scaduto)(G)	Aug 5
Baltec Audio Baltic 30	
Loudspeaker System (O'Brian & Scaduto)(G)	Sep 11
Carver CT3 Preamplifier/Tuner (Feldman)(PTR)	Oct 26
Carwin-Vega Surround Home-Theater Speaker System (O'Brian & Scaduto)(G)	Jan 16
Components, Luxman (O'Brian & Scaduto)(G)	Feb 13
-Controlled Switch (Rakes)(CC)	Jun 70
Design Acoustics PS-SW	
Passive Subwoofer (O'Brian & Scaduto)(G)	Aug 20
Kodak PCD-870	
Photo CD Player (O'Brian & Scaduto)(G)	Feb 10
Linn Kank/Numerik	
CD Player (O'Brian & Scaduto)(G)	May 23
Luxman A/V Receiver, CD Player, and Cassette Deck (O'Brian & Scaduto)(G)	Feb 13
Microscan Anti-Resonance System (O'Brian & Scaduto)(G)	Sep 12
Onkyo TX-SV909PRO A/V Receiver (Feldman)(PTR)	Aug 27
Pioneer Elite PD-75 CD Player (Feldman)(PTR)	Apr 27
Sony Sportable Personal AM/FM/Cassette/Pedometer (O'Brian & Scaduto)(G)	Nov 14
Sony STR-D990 FM/AM A/V Receiver (Feldman)(PTR)	Mar 27
Spotlight on Home Theater (O'Brian & Scaduto)(G)	Jan 5
SSI Cinema 3200 Dolby Pro Logic Home Theater Package (O'Brian & Scaduto)(G)	Aug 7
Tandy Optimus DCT-2000 Digital Compact Cassette Recorder (O'Brian & Scaduto)(G)	Feb 5
Toshiba Model XR-W70A CD/CDV/LD Player (O'Brian & Scaduto)(G)	Jan 17
Video Receiver, Carver HR-895 (O'Brian & Scaduto)(G)	Jan 14
Wireless IR Headphones (McKean)(C)	Dec 31

<b>Yamaha</b>	
CDC-735 5-Disc CD Changer (Feldman)(PTR)	Jun 28
RX-V1050 A/V Receiver (O'Brian & Scaduto)(G)	Mar 14
AudioSource CD Ceiver/One	
AM/FM CD Changer (O'Brian & Scaduto)(G)	Aug 5

<b>AUTOMOTIVE</b>	
EV Revolution Revs Up, The (Scaduto & Fenton)	Apr 31
Innova Power Charger Cordless Battery Charger (O'Brian & Scaduto)(G)	Mar 12
Kelvin-95 Multimeter/Engine Analyzer (HOR)	Nov 24
On-board Navigation System for your Car (Siuru)	Jan 39
Smart Cars for Smart Highways (Siuru)	Mar 56
"Smart" Gas-Gauge (Gordon)(C)	Feb 36
Test Driving the New Electric Cars (O'Brian & Scaduto)(G)	Apr 5,(LTR)Sep 3
Time-Delayed Kill Switch for your Car (Schopp)(C)	Oct 64
Turn-Signal Reminder (Stephens)(C)	Mar 61
Aviation-Band Receiver (Blechman)(C)	Jan 31

## B

Baltec Audio Baltic 30	
Loudspeaker System (O'Brian & Scaduto)(G)	Sep 11
Bandpass Filter (Carr)(HR)	Apr 80
Basic Receiver Circuit (Rakes)(CC)	Aug 70
<b>Battery</b>	
Butler (Lanpher)(C)	May 31
Charger, Innova	
Power Charger (O'Brian & Scaduto)(G)	Mar 12
Trickle Charger (Yacono)(TT)	Jun 78
Behind the Scenes at Motorola's Museum (Ellis)(AR)	Nov 66
Beverage Cooler (Melton)(C)	Jun 40
<b>Binary</b>	
and Equipment (Yacono)(TT)	Mar 73
Numbers (Yacono)(TT)	Mar 73
Binoculars, Look Power Zoom (O'Brian & Scaduto)(G)	Feb 18
<b>Bipolar Basics:</b>	
All About Transistors (Young)	Dec 45
Bipolar Motor-Driver Circuit (Rakes)(CC)	Mar 70
<b>Bird</b>	
-Feeder Monitor (Rakes)(CC)	Oct 72
Watcher, How to Become (O'Brian & Scaduto)(G)	Jun 5
Box, Digital (Call)(C)	May 61
<b>BUILD A (SEE CONSTRUCTION)</b>	
Building a Ham-Band VFO (Carr)(HR)	Jul 79

## C

<b>CAD, Wanna Be a? (Carr)(HR)</b>	Oct 80
<b>CD</b>	
Ceiver/One, AudioSource	
AM/FM CD Changer (O'Brian & Scaduto)(G)	Aug 5
Changer, Yamaha CDC-735 (Feldman)(PTR)	Jun 28
Player	
Linn Kank/Numerik (O'Brian & Scaduto)(G)	May 23
Pioneer Elite PD-75 (Feldman)(PTR)	Apr 27
-ROM Software Round-Up (O'Brian & Scaduto)(G)	Sep 8
/CDV/LD Player,	
Toshiba XR-W70A (O'Brian & Scaduto)(G)	Jan 17
CMOS Lamp Driver (Rakes)(CC)	Nov 71
CMPX-CAL: The Complex Number Calculator Program (Tarchinski)	May 45
<b>Cable</b>	
Checker (Yacono)(TT)	Feb 74
TV (Laron)(ED)	Jan 2
<b>Camcorder</b>	
Canon	
8mm UC1 (Feldman)(PTR)	Jan 26
Canon UCS2 Hi-8 (O'Brian & Scaduto)(G)	May 20
Hitachi VM-H39A Hi-8 (O'Brian & Scaduto)(G)	Apr 17
Minolta 8-848 Hi8 (Feldman)(PTR)	Sep 27
<b>Sharp</b>	
ViewCam (O'Brian & Scaduto)(G)	Sep 5
ViewCam Hi8 Camcorder (Feldman)(PTR)	Dec 22
Sony CCD-TR31 8mm (O'Brian & Scaduto)(G)	Mar 17
<b>Canon</b>	
UC1 8mm Camcorder (Feldman)(PTR)	Jan 26
UCS2 Hi-8 Camcorder (O'Brian & Scaduto)(G)	May 20
Cardboard-Tube Radio, A (Lee)(C)	Aug 41
<b>Carver</b>	
CT3 Preamplifier/Tuner (Feldman)(PTR)	Oct 26
HR-895 Audio/Video Receiver (O'Brian & Scaduto)(G)	Jan 14
Century of the Information Age, The (Holtzman)(CB)	Dec 66
Carwin-Vega Surround Home-Theater Speaker System (O'Brian & Scaduto)(G)	Jan 16
Chaparral Corotor II Plus	
Feedhorn and LNB (O'Brian & Scaduto)(G)	Jun 15



Charles Proteus Steinmetz (Rybak) Nov 56  
 Check Printing Accountant  
 Panasonic KX-RC100 (O'Brian & Scaduto)(G) Nov 5

**Chips**  
 and Test Gear (Yacono)(TT) Feb 74  
 and Tips (Yacono)(TT) Jul 76  
**CIRCUIT CIRCUS (D)(Rakes)** Jan 70, Feb 71, Mar 70  
 Apr 70, May 70, Jun 70  
 Jul 73, Aug 70, Sep 69  
 Oct 72, Nov 71, Dec 68

A Little Something for Everybody  
 Easy-to-Build Receiver Circuits  
 Introduction to Hall-Effect Switches, An  
 LM3909 Applications  
 More Stepper-Motor Driver Circuits  
 Nothing But Amplifiers  
 Plenty of Oscillators  
 Safety First  
 Something for Just About Everyone  
 Switch On Switch Off  
 UJT Circuits  
 Using Stepper Motors

Clamp Meter, Wavetek AC30A (HOR) Sep 22  
 Cobra Lloyd's Model CR400 Wireless  
 Intercom/Clock Radio (O'Brian & Scaduto)(G) Nov 18

**Code**  
 Makers, The (Lisle) Jan 63  
 -Practice Oscillator (Rakes)(CC) May 70  
 Collecting Old Books and Magazines (Lisle) May 59  
 Color-TV Kit, Graymark 5-Inch (HOR) Aug 24  
 Colorado Memory Systems Jumbo 250  
 Tape Backup (HOR) Feb 22  
 Complex Number Calculator Program:  
 CMPX-CAL (Tarchinski) May 45  
 Compton's Multimedia  
 Encyclopedia (O'Brian & Scaduto)(G) Jul 7

**COMPUTER (SEE ALSO COMPUTER BITS)**

Add a DVM to Your PC (Hendershot)(C) Nov 41  
 CMPX-CAL: The Complex Number  
 Calculator Program (Tarchinski) May 45  
 Colorado Memory Systems Jumbo 250  
 Tape Backup (HOR) Feb 22  
 Computer-Controlled  
 A/B Switch (Yacono & Spiwak)(C) Oct 43  
 Kill Switch (Yacono & Spiwak)(C) Jul 41  
 Computer Software for Hams  
 and SWLs (Thurber) Jul 53, (LTR) Oct 3  
 Computer Viruses: Scourge  
 or Scam? (Thurber) Sep 35  
 Davis Instruments Weather  
 Monitor II (O'Brian & Scaduto)(G) Mar 7  
 Hearst Business Communications  
 IC Master Software (O'Brian & Scaduto)(HOR) Jul 24  
 Intuit Quicken 2.0  
 for Windows (O'Brian & Scaduto)(G) Nov 10  
 Keyboard Clean-Up (Knight) Feb 65  
 myHOUSE 3D Home Project  
 Software (O'Brian & Scaduto)(G) Aug 13  
 No-Nonsense Guide for PC Buyers, A (Thurber) Jul 33  
 Post-Code Reader (Hanslip)(C) Jul 31  
 Programming  
 Parallel Printer Ports (Yacono) Feb 47  
 Serial Ports (Yacono) Aug 63  
 Software for Hams and SWLs (LTR) Oct 3  
 Software Toolworks Accu-Weather Forecaster  
 On-Line Weather Station  
 (O'Brian & Scaduto)(G) Mar 5  
 The Sierra Network On-Line  
 Service (O'Brian & Scaduto)(G) May 21  
 Zeos Pocket PC (O'Brian & Scaduto)(G) Aug 12

**COMPUTER BITS (D)(Holtzman)**

Jan 67, Feb 69  
 Mar 68, Apr 69, May 68  
 Jun 68, Jul 72, Aug 68  
 Sep 68, Oct 70, Nov 68, Dec 68  
 Amber Waves of Data Oct 70  
 Century of the Information Age, The Dec 66  
 Creative Thinking Mar 68  
 Fun With Computer Graphics Feb 69  
 GUI Standard, A? Apr 69  
 Language and the Computer Jul 72  
 Language and the Computer, II Aug 68  
 One Cool Drawing Tool May 68  
 Real Programmers Do Use BASIC Sep 68  
 Versatile Database Editor Jun 68  
 Visual Programming II: Access Nov 68  
 XT Syndrome, The Jan 67

**CONSTRUCTION**

"Smart" Gas-Gauge (Gordon) Feb 36  
 Active Antenna (Blechman) Mar 46  
 Add a DVM to Your PC (Hendershot) Nov 41  
 Antenna Amplifiers that You  
 can Build (Carr) Feb 43  
 Audio Interface for Your Telephone (Betva) Dec 61  
 Aviation-Band Receiver (Blechman) Jan 31  
 Battery Butler (Lanpher) May 31  
 Beverage Cooler (Melton) Jun 40  
 Cardboard-Tube Radio, A (Lee) Aug 41  
 Computer-Controlled  
 A/B Switch (Yacono & Spiwak) Oct 43  
 Kill Switch (Yacono & Spiwak) Jul 41  
 Configurable Power Supply (Yacono & Spiwak) Jun 47  
 Digital Bowl Box (Call) May 61  
 Dog-Bark Inhibitor (Gaffigan) Jan 36

Door Minder (Piller) Nov 53  
 Electromagnetic Fields  
 and Your Health (Iovine)(C) Mar 31, (LTR) May 3  
 Electronic Gong, An (Pinnell) Mar 63  
 Experimenting with  
 Shaped Memory Alloys (Iovine) Jun 43  
 Explosive Gas Detector (Charlton) Nov 31  
 Four-Element Two-Meter Quad (Luchi) Feb 63  
 Freeze Fighter (Penrose) May 41  
 Ion Detector (Vollono) May 39, (LTR) Aug 3  
 Joystick Adapter (Cameron) Dec 34  
 Keyhole Illuminator (Spiwak) Nov 55  
 Low-Cost Electronic Doorbell, A (Yates) Sep 41  
 Make Your Own Subliminal Tapes (Melton) Feb 53  
 Microwave Motion Detector (Blechman) Oct 31  
 Non-Serious Circuit, A (Verner) Apr 47  
 One-Channel RF Remote Control (McKean) Aug 53  
 Phone Pager (Cooke) Nov 37  
 Pipe and Tubing Antennas (Carr) Nov 44  
 Post-Code Reader (Hanslip) Jul 31  
 Receiver Preamplifiers  
 That You Can Build (Carr) Jun 53  
 Reduce Heating Costs  
 with the Fuel Miser (Caristi) Mar 35, (LTR) May 3  
 Sideswiper (Lisle) Oct 48  
 Slide-Presentation Manager (Nunley) Jul 61  
 Solar Power Supplies for Portable Radios  
 and Cassette Players (Caristi) Apr 37  
 Super-Simple Shortwave Receiver (Blechman) Aug 31

Telephone  
 Intercom (Sheridan) Apr 41  
 Scrambler (Weeder) Sep 31  
 -Line In-Use Indicator (Covington) Jan 43  
 Test Bench Amplifier (Stroud) Sep 47  
 Time-Delayed Kill Switch  
 for your Car (Schopp) Oct 64  
 Turn-Signal Reminder (Stephens) Mar 61  
 Two Tools to Tackle (Tarchinski) Sep 45  
 Water  
 Tap, The (Spiwak) Feb 61  
 -Level Alert (Yacono & Spiwak) Apr 53, (LTR) Aug 3  
 Whistle Switch (Cooper) Jun 57  
 Wire Tracer (Rakes) Jan 45  
 Wireless IR Headphones (McKean) Dec 31

**CONSUMER ELECTRONICS (SEE GIZMO,  
 PRODUCT TEST REPORTS, HANDS-ON REPORTS)**  
 Count-Down Circuit (Rakes)(CC) Apr 70  
 Couple of Winners, A (Saxon)(SS) Jan 82  
 Creative Thinking (Holtzman)(CB) Mar 68  
 Cutbacks Hit Shortwave  
 Broadcasters (Jensen)(DX) Sep 80

**D**

DVM, Add to Your PC (Hendershot)(C) Nov 41  
**DX LISTENING (D)(Jensen)** Jan 75, Feb 77, Mar 76  
 Apr 75, May 76, Jun 79  
 Jul 81, Aug 76, Sep 80  
 Oct 78, Nov 78, Dec 76  
 Arresting Situation, An  
 Cutbacks Hit Shortwave Broadcasters  
 Getting Two for One  
 QSLing Lives  
 Radio Moscow? Aug 76  
 She Sells "Seychelles"  
 Down by the Seashore Feb 77  
 Shortwave Contests and Quizzes Oct 78  
 South American Radio Network, A Dec 76  
 SW Since the USSR Breakup Mar 76  
 Targeting the World  
 What's in the Future  
 for Shortwave Broadcasters May 76  
 Who's Tuning World-Band Radio? Apr 75  
 Database Editor, Versatile (Holtzman)(CB) Jun 68  
 Davis Instruments Weather  
 Monitor II (O'Brian & Scaduto)(G) Mar 7  
**Derby**  
 Finals (Yacono)(TT) Dec 72  
 -Winner (Yacono)(TT) May 73  
 Stuff (Yacono)(TT) Nov 74  
 More (Yacono)(TT) Oct 75  
 Design Acoustics PS-SW  
 Passive Subwoofer (O'Brian & Scaduto)(G) Aug 20  
 Digital Book System,  
 Franklin (O'Brian & Scaduto)(G) Apr 12  
**Digital**  
 Bowl Box (Call)(C) May 61  
 Compact Cassette Recorder  
 Optimus DCT-2000 (O'Brian & Scaduto)(G) Feb 5  
 Multimeter, Kelvin-94 (HOR) May 26  
 Direct Conversion Receivers (Carr)(HR) Mar 78  
 More on (Carr)(HR) Apr 80  
 Dish Actuator, Thomson Saginaw  
 Performance Pak (O'Brian & Scaduto)(G) Jun 16  
 Distant Signals, Tracking (Quarantello) Jan 47  
 Dog-Bark Inhibitor (Gaffigan)(C) Jan 36  
 Door Minder (Piller)(C) Nov 53  
 Doorbell, A Low-Cost Electronic (Yates)(C) Sep 41  
**Dual**  
 -Control Switch (Rakes)(CC) Jun 70  
 LED Driver (Rakes)(CC) May 70  
 Oscillator (Rakes)(CC) Mar 70  
 Duty-Cycle Control (Marston) Apr 55  
 DynaArt Designs Toner Transfer System (HOR) Oct 20

**E**

E.F. Johnson LTR 8565  
 Trunked Handheld (Saxon)(SS) Nov 82  
 ESD, Getting Rid of (Eggleston) May 37  
 EV Revolution Revs Up, The (Scaduto & Fenton) Apr 31  
 Ear Protector (Rakes)(CC) Oct 72  
 Easy-to-Build Receiver Circuits (Rakes)(CC) Aug 70  
**EDITORIAL (D)(Laron)** Jan 2, Feb 2, Mar 2, Apr 2  
 May 2, Jun 2, Jul 2, Aug 2  
 Sep 2, Oct 2, Nov 2, Dec 2  
 Electromagnetic Fields and Your Health Mar 2  
 Focus on Computers Jul 2  
 HDTV: A Step Closer Sep 2  
 Highway to the Future Feb 2  
 Hope and Glory May 2  
 Interacting With Tomorrow (Laron)(ED) Oct 2  
 Mixed Bag, A Jan 2  
 Potpourri of Projects, A Nov 2  
 Satellite TV Today Jun 2  
 Scan Ban Aug 2  
 Tomorrow's Electric Cars Apr 2  
 Eight(mm) is Enough (O'Brian & Scaduto)(G) Nov 19  
 Electric Cars, Test Driving  
 the New (O'Brian & Scaduto)(G) Apr 5, (LTR) Sep 3  
 Electromagnetic Fields  
 and Your Health (Iovine)(C) Mar 31, (LTR) May 3  
 Electron Processing Sound  
 Commander (Saxon)(SS) Jul 83  
**Electronic**  
 Espionage—World War I Style (Ellis)(AR) Mar 66  
 Gong, An (Pinnell)(C) Mar 63  
 Safety Control (Rakes)(CC) Sep 69  
 Siren (Rakes)(CC) May 70  
 Vehicle Revolution, The (Scaduto & Fenton) Apr 31  
**ELECTRONICS LIBRARY** Jan 84, Feb 86, Mar 82  
 Apr 84, May 82, Jun 83  
 (LTR) Sep 83, Jul 85, Aug 82  
 Sep 86, Oct 84, Nov 84, Dec 82

**Electronics**  
 Parts, Where to Find (Heckt) Nov 62  
 Technicians Day (Steckler) Apr 63  
 Electrons, What Are They Made Of? (Becker) Dec 39  
 Elenco Electronics Telephone Kit (HOR) Dec 20  
 Experimenting with Shaped  
 Memory Alloys (Iovine)(C) Jun 43  
 Explosive Gas Detector (Charlton)(C) Nov 31

**F**

FM Interceptor, An (Saxon)(SS) Oct 82  
**FACT CARDS (D)** Jan 49, Feb 49, Mar 49, Apr 49  
 May 49, Jun 49, Jul 49, Aug 49  
 Sep 49, Oct 49, Nov 41, Dec 49  
 Feedhorn and LNB, Chaparral Corator II  
 Plus (O'Brian & Scaduto)(G) Jun 15  
 Field-Strength Meter (Rakes)(CC) Nov 71  
 Fighting Interference (Eggleston) Aug 44  
 Fish-Tank Amplifier  
 Water Tap, The (Spiwak)(C) Feb 61  
 Flea Market Survival Guide, A (Thurber) Oct 36  
 Focus on Computers (Laron)(ED) Jul 2  
 Fone Link Remote Control, Xantech (HOR) Apr 21  
 Four-Element Two-Meter Quad (Luchi)(C) Feb 63  
 Franklin Digital Book System  
 (O'Brian & Scaduto)(G) Apr 12  
 Freeze Fighter (Penrose)(C) May 41  
 From Hard Rubber to Catalin (Ellis)(AR) Sep 68  
 Fuel Miser, Reduce Heating Costs  
 with the (Caristi)(C) Mar 35, (LTR) May 3  
 Fun With Computer Graphics (Holtzman)(CB) Feb 69  
 Function Generator (Yacono)(TT) Feb 74

**G**

Gas-Gauge, "Smart" (Gordon)(C) Feb 36  
 Getting  
 Rid of ESD (Eggleston) May 37  
 the Bugs Out (Saxon)(SS) Jun 84  
 Two for One (Jensen)(DX) Nov 78  
**GIZMO (D)(O'Brian & Scaduto)** Jan 5, Feb 5, Mar 5  
 Apr 5, May 5, (LTR) Oct 3  
 Jun 5, Jul 5, Aug 5, Sep 5  
 Oct 5, Nov 5, Dec 5  
 AudioSource CD Ceiver/One AM/FM CD  
 Changer Aug 5  
 Ballek Audio Baltic 30 Loudspeaker System Sep 11  
 Canon UCS2 Hi-8 Camcorder May 20  
 Carver HR-895 Audio/Video Receiver Jan 14  
 CD-ROM Software Round-Up Sep 8  
 Cerwin-Vega Sensusound  
 Home-Theater Speaker System Jan 16  
 Chaparral Corator II Plus Feedhorn and LNB Jun 15  
 Cobra Lloyd's Model CR400 Wireless  
 Intercom/Clock Radio Nov 18  
 Compton's Multimedia Encyclopedia Jul 7  
 Davis Instruments Weather Monitor II Mar 7  
 Design Acoustics PS-SW Passive Subwoofer Aug 20  
 Eight(mm) is Enough Nov 19  
 Franklin Digital Book System Apr 12



Highlights of the Summer Consumer Electronics Show	Oct 5
Hitachi VM-H39A Hi-8 Camcorder	Apr 17
Holiday Gift-Giving Guide	Dec 5
How to Become a Bird Watcher	Jun 5
Innova Power Charger Cordless Battery Charger	Mar 12
Innovations '93 Winners	Oct 10
Intuit Quicken 2.0 for Windows	Nov 10
Kodak PCD-870 Photo CD Player	Feb 10
Linn Karik Numerik CD Player	May 23
Look Power Zoom Binoculars	Feb 18
Luxman A/V Receiver, CD Player, and Cassette Deck	Feb 13
Microscan Anti-Resonance System	Sep 12
Money Matters	Nov 10
Motorola Bravo Express Pager	Oct 17
myHOUSE 3D Home Project Software	Aug 13
Orbitron SST-10 Satellite Dish	Jun 13
Panamax Towermax SAT TVRO	Jun 23
Lightning and Surge Protector	Nov 5
Panasonic Check Printing Accountant KX-RC100	Nov 5
Rohn Saw-Horse TVRO Roof Mount	Jun 8
<b>Samsung</b>	
19-inch Combination TV/VCR	Jul 17
8mm VCR Model XD3500	Nov 19
Sanyo Sportable Personal AM-FM/Cassette/Pedometer	Nov 14
<b>Sharp</b>	
Hi8 ViewCam Camcorder	Sep 5
SharpVision XV-H30U LCD Projector	Jan 12
Showtime Satellite Networks Programming Package	Jul 14
Skyvision Cable Package	Jun 22
Software Toolworks Accu-Weather Forecaster On-Line Weather Station	Mar 5
<b>Sony</b>	
CCD-TR31 8mm Camcorder	Mar 17
Desktop Library Multimedia Upgrade Kit	Sep 7
Spotlight on Home Theater	Jan 5
SSI Cinema 3200 Dolby Pro Logic Home Theater Package	Aug 7
<b>Tandy</b>	
MD2500 Video Information System	Jul 5
Optimus DCT-2000 Digital Compact Cassette Recorder	Feb 5
Test Driving the New Electric Cars	Apr 5
The Sierra Network On-Line Service	May 21
Thomson Saginaw Performance Pak Ball-Screw Dish Actuator	Jun 16
Toshiba Model XR-W70A CD/CDV/LD Player	Jan 17
<b>Universal Electronics</b>	
SCPC-100 Satellite Audio Receiver	Jul 12
VCRPRO 4 VCR Programmer/Universal Remote	Sep 10
VCR Voice Voice-Powered Universal Remote	Apr 15
VIS Software Sampler	Jul 8
Videonics Thumbs Up Video Editor	Nov 12
Wet and Wild Winter CES	May 5
<b>Yamaha</b>	
RX-V1050 A/V Receiver	Mar 14
TG100 MIDI Tone Generator	Aug 6
Zeos Pocket PC	Aug 12
Gong, Electronic (Pinnell)(C)	Mar 63
Graymark 5-Inch Color-TV Kit (HOR)	Aug 24
GUI Standard, A? (Holtzman)(CB)	Apr 69

## H

HDTV: A Step Closer (Laron)(ED)	Sep 2
Hall-Step Driver Circuit (Rakes)(CC)	Apr 70
Hall-Effect Oscillator (Rakes)(CC)	Jul 73
Switches, An Introduction to (Rakes)(CC)	Jul 73
Ham, What's a? (Thurber)	May 53
<b>HAM RADIO (D)(Carr)</b>	<b>Jan 80, Feb 79, Mar 78, Apr 80, May 78, Jun 82, Jul 79, Aug 78, Sep 82, Oct 80, Nov 80, Dec 78</b>
Amateur Radio and Science Fairs	Dec 78
Are Antenna Tuning Units Necessary?	Feb 79
Building a Ham-Band VFO	Jul 79
Direct Conversion Receivers	Mar 78
Ham-Radio Potpourri	Nov 80
Helping Hand, A	Jun 82
"Loading Up" a Tower? (Carr)(HR)	May 78
More on Direct Conversion Receivers	Apr 80
Our 5-5.5-MHz Ham-Band VFO	Aug 78
Some More Potpourri	Jan 80
Wanna Be a CAD?	Oct 80
You Asked For It!	Sep 82
<b>Hamfests</b>	
Flea Market Survival Guide, A (Thurber)	Oct 36
Ham-Radio Potpourri (Carr)(HR)	Nov 80
<b>Hams</b>	
and SWL's, Super Resources for (Thurber)	Dec 55
Test Gear for (Thurber)	Sep 53
<b>HANDS-ON REPORT (D)</b>	<b>Jan 22, Feb 22, Mar 22, Apr 21, May 26, Jun 26, Jul 24, Aug 24, Sep 22, Oct 20, Nov 24, Dec xx</b>
Colorado Memory Systems Jumbo 250 Tape Backup	Feb 22
DynaArt Designs Toner Transfer System	Oct 20
Elenco Electronics Telephone Kit	Dec 20
Graymark 5-Inch Color-TV Kit	Aug 24
Hearst Business Communications	

IC Master Software	Jul 24
Heath Reflex Wireless Doorbell	Jan 22
<b>Kelvin</b>	
-94 Digital Multimeter	May 26
-95 Multimeter/Engine Analyzer	Nov 24
TSM 3-Digit DC Voltmeter Kit	Mar 22
<b>Wavetek</b>	
AC30A Clamp Meter	Sep 22
LP50 Logic Probe	Jun 26
Xantech Fone Link Remote Control	Apr 21
Hartley Oscillator (Yacono)(TT)	Jun 76
<b>Headlight</b>	
Flasher (Rakes)(CC)	Nov 71
Reminder (Yacono)(TT)	Jan 72
Headphone Jack Converter (Yacono)(TT)	Apr 73
Headphones, Wireless IR (McKean)(C)	Dec 31
Hearst Business Communications	
IC Master Software (O'Brian & Scaduto)(HOR)	Jul 24
Heath/Reflex Wireless Doorbell (HOR)	Jan 22
Helping Hand, A (Carr)(HR)	Jun 82
HexFET Driver Circuit (Rakes)(CC)	Mar 70
<b>High</b>	
-Energy Ignition System	Sep 1992, (LTR) Jan 3
-Frequency Chopper Circuit (Rakes)(CC)	Apr 70
-Voltage Circuit (Yacono)(TT)	Jul 76
-Voltage Power Supply (Yacono)(TT)	Jun 76
Highlights of the Summer Consumer Electronics Show (O'Brian & Scaduto)(G)	Oct 5
Highway to the Future (Laron)(ED)	Feb 2
<b>HISTORY</b>	
Charles Proteus Steinmetz (Rybak)	Nov 56
Code Makers, The (Lisle)	Jan 63
Electronic Espionage	
—World War I Style (Ellis)(AR)	Mar 66
Vacuum-Tube Basics (Coxwell)	Oct 53
Hitachi VM-H39A Hi-8 Camcorder (O'Brian & Scaduto)(G)	Apr 17
Holiday Gift-Giving Guide (O'Brian & Scaduto)(G)	Dec 5
Home Project Software myHOUSE 3D (O'Brian & Scaduto)(G)	Aug 13
<b>Home Theater</b>	
Package, SSI Cinema 3200 (O'Brian & Scaduto)(G)	Aug 7
Spotlight on (O'Brian & Scaduto)(G)	Jan 5
Hope and Glory (Laron)(ED)	May 2
How to Become a Bird Watcher (O'Brian & Scaduto)(G)	Jun 5
Hybrid Derby (Yacono)(TT)	Nov 74

## I

IC Master Software, Hearst Business Communications (O'Brian & Scaduto)(HOR)	Jul 24
IF Amplifier (Carr)(HR)	Sep 82
IF Amplifier (Rakes)(CC)	Aug 70
ISCEET	
Electronics Technicians Day (Steckler)	Apr 63
IWL FM 96 Data Radio (Saxon)(SS)	Aug 80
Improved Safety Circuit (Rakes)(CC)	Sep 69
Information Age, The Century of the (Holtzman)(CB)	Dec 66
Innova Power Charger Cordless Battery Charger (O'Brian & Scaduto)(G)	Mar 12
Innovations '93 Winners (O'Brian & Scaduto)(G)	Oct 10
Interacting With Tomorrow (Laron)(ED)	Oct 2
<b>Intercoms</b>	
Cobra Lloyd's Model CR400 Wireless Intercom/Clock Radio (O'Brian & Scaduto)(G)	Nov 18
Intercom (Yacono)(TT)	Mar 73
Telephone (Shendan)(C)	Apr 41
Interference, Fighting (Eggleston)	Aug 44
<b>Introduction to</b>	
Analog-to-Digital Converters, An (Tarchinski)	Aug 57
Hall-Effect Switches, An (Rakes)(CC)	Jul 73
Intuit Quicken 2.0 for Windows (O'Brian & Scaduto)(G)	Nov 10
Ion Detector (Vollono)(C)	May 39, (LTR) Aug 3
Isolated Switching Circuit (Rakes)(CC)	Jun 70

## J

JFET Tester (Yacono)(TT)	Feb 74
JVC HR-DX42 VCR (Feldman)(PTR)	Feb 24
Joystick Adapter (Cameron)(C)	Dec 34

## K

<b>Kelvin</b>	
-94 Digital Multimeter (HOR)	May 26
-95 Multimeter/Engine Analyzer (HOR)	Nov 24
Keyboard Clean-Up (Knight)	Feb 65
Keystone Illuminator (Spiwak)(C)	Nov 55
Kill Switch for your Car	
Time-Delayed (Schopp)(C)	Oct 64
<b>KIT-BUILDING</b>	
Elenco Electronics Telephone Kit (HOR)	Dec 20

Graymark 5-Inch Color-TV Kit (HOR)	Aug 24
TSM 3-Digit DC Voltmeter Kit (HOR)	Mar 22
<b>Kodak Photo CD</b>	
All About Photo CD (Fenton)	Feb 31
PCD-870 Photo CD Player (O'Brian & Scaduto)(G)	Feb 10

## L

LCD Projector, SharpVision SV-H30U (O'Brian & Scaduto)(G)	Jan 12
LM3909 Applications (Rakes)(CC)	May 70
Lamp Pulsar (Rakes)(CC)	May 70
Language and the Computer (Holtzman)(CB)	Jul 72, Aug 68
Laser Power Supply (Yacono)(TT)	Jun 76
Latching Circuit (Rakes)(CC)	Jul 73
Law of Reciprocity (Carr)(HR)	Jan 80
Let's Look at Trunked Systems (Saxon)(SS)	Nov 82
<b>LETTERS (D)</b>	<b>Jan 3, Feb 3, Mar 3, Apr 3, May 3, Jun 3, Jul 3, Aug 3, Sep 3, Oct 3, Nov 3, Dec 3</b>

<b>Light</b>	
Detector (Rakes)(CC)	Feb 71
/Sound Circuit (Rakes)(CC)	May 70
Lightning and Surge Protector Towermax Sat (O'Brian & Scaduto)(G)	Jun 23
Line In-Use Indicator (Rakes)(CC)	Feb 71
Linn Karik/Numerik CD Player (O'Brian & Scaduto)(G)	May 23
"Loading Up" a Tower? (Carr)(HR)	May 78
<b>Logic</b>	
and Hi-V (Yacono)(TT)	Jun 76
-Gate Current Booster (Rakes)(CC)	Jun 70
Gates and Derbys (Yacono)(TT)	May 73
Levels and More (Yacono)(TT)	Apr 73
Probe, Wavetek LP-50 (HOR)	Jun 26
Long-Period Timers (Marston)	Jun 62
Look Power Zoom Binoculars (O'Brian & Scaduto)(G)	Feb 18
Loudspeaker System, Baltek Audio Baltic 30 (O'Brian & Scaduto)(G)	Sep 11
<b>Low</b>	
-Cost Electronic Doorbell, A (Yates)(C)	Sep 41
Pass Filter Circuits (Carr)(HR)	Jan 80
-Power Schottky (Yacono)(TT)	Sep 72
TTL (Yacono)(TT)	Sep 72
Luxman A/V Receiver, CD Player, and Cassette Deck (O'Brian & Scaduto)(G)	Feb 13

## M

<b>MFJ</b>	
Deluxe Versa Tuner II (Carr)(HR)	Feb 79
Differential T-Tuner (Carr)(HR)	Feb 79
Mailbag Time Once More! (Ellis)(AR)	Jul 70
Make Your Own Subliminal Tapes (Melton)(C)	Feb 53
Maxon 49-FX Receiver (Saxon)(SS)	Feb 81
Microprocessors, All About (Green)	Feb 56, Jan 59
Microscan Anti-Resonance System (O'Brian & Scaduto)(G)	Sep 12
<b>Microsoft</b>	
Access Visual Programming II: Access (Holtzman)(CB)	Nov 58
Visual BASIC (Holtzman)(CB)	Sep 68
Microtac French Assistant (Holtzman)(CB)	Jul 72, Aug 68
Microwave Motion Detector (Blechman)(C)	Oct 31
MIDI Tone Generator	
Yamaha TG100 (O'Brian & Scaduto)(G)	Aug 6
Minolta 8-848 Hi8 Camcorder (Feldman)(PTR)	Sep 27
Miscellaneous 555 Circuits (Marston)	Jun 62
Mitsubishi VS-4517S Rear Projection TV Receiver (Feldman)(PTR)	May 28
Mixed Bag, A (Laron)(ED)	Jan 2
Monitoring Two-Way Radios (Saxon)(SS)	Feb 81
<b>More</b>	
Derbys (Yacono)(TT)	Oct 75
from the Mailbag (Ellis)(AR)	Aug 66
on Direct Conversion Receivers (Carr)(HR)	Apr 80
on Our 5-5.5-MHz Ham-Band VFO (Carr)(HR)	Aug 78
Stepper-Motor Driver Circuits (Rakes)(CC)	Apr 70
<b>Morse Code</b>	
Build A Sideswiper (Lisle)(C)	Oct 48
Motion Detector, Microwave (Blechman)(C)	Oct 31
<b>Motorola</b>	
Bravo Express Pager (Scaduto & O'Brian)(G)	Oct 5
Museum, Behind the Scenes At (Ellis)(AR)	Nov 65
Story, The (Ellis)(AR)	Oct 68
<b>MULTIMEDIA</b>	
CD-ROM Software Round-Up (O'Brian & Scaduto)(G)	Sep 8
Compton's Multimedia Encyclopedia (O'Brian & Scaduto)(G)	Jul 7
Tandy MD2500 Video Information System (O'Brian & Scaduto)(G)	Jul 5
Upgrade Kit, Sony Desktop Library (O'Brian & Scaduto)(G)	Sep 7



VIS Software Sampler (O'Brian & Scaduto)(G) Jul 8  
 Yamaha TG100 MIDI Tone Generator (O'Brian & Scaduto)(G) Aug 6  
 Multimeter/Engine Analyzer, Kelvin-95 (HOR) Nov 24  
 myHOUSE 3D Home Project Software (O'Brian & Scaduto)(G) Aug 13

**N**

Navigation Systems for your Car, On-Board (Siuru) Jan 39  
**NEW PRODUCTS (D)** Jan 87, Feb 88, Mar 86, Apr 86, May 84, Jun 86, Jul 87, Aug 84, Sep 88, Oct 89, Nov 89, Dec 85  
 No-Nonsense Guide for PC Buyers, A (Thurber) Jul 33  
 Non-Serious Circuit, A (Verner)(C) Apr 47  
 Nothing But Amplifiers (Rakes)(CC) Oct 72

**O**

Old Books and Magazines, Collecting (Lisle) May 59  
 On-Board Navigation System for your Car (Siuru) Jan 39  
 One Cool Drawing Tool (Holtzman)(CB) May 68  
 One-Channel RF Remote Control (McKean)(C) Aug 53  
 Onkyo TX-SV909PRO A/V Receiver (Feidman)(PTR) Aug 27  
**Optoelectronics**  
 R10 FM Interceptor (Saxon)(SS) Oct 82  
 R20 AM Interceptor (Saxon)(SS) Jun 84  
 Orbltron SST-10 Satellite Dish (O'Brian & Scaduto)(G) Jun 13  
 Oscillator-Triggered Switch (Rakes)(CC) Jun 70  
 Oscillators, Plenty of (Rakes)(CC) Dec 68

**P**

**PC Board**  
 DynaArt Designs Toner Transfer System (HOR) Oct 20  
 Signal Tracer (Rakes)(CC) Feb 71  
**PC Buyers, A No-Nonsense Guide for (Thurber) Jul 33**  
**Pager**  
 Motorola Bravo Express (Scaduto & O'Brian)(G) Oct 5  
 Phone (Cooke)(C) Nov 37  
 Paging All Scanners! (Saxon)(SS) Jul 83  
 Panamax Towermax SAT TVRO Lightning and Surge Protector (O'Brian & Scaduto)(G) Jun 23  
**Panasonic**  
 Check Printing Accountant KX-RC100 (O'Brian & Scaduto)(G) Nov 5  
 CTP-27F20 TV Monitor/Receiver (Feidman)(PTR) Jul 28  
 Parallel Printer Ports, Programming (Yacono) Feb 47  
**Passive**  
 DBM-Based DCR (Carr)(HR) Apr 80  
 Subwoofer, Design Acoustics PS-SW (O'Brian & Scaduto)(G) Aug 20  
 Personal Message Recorder (Oct 92) Letters (LTR) Jan 3  
 Phase-Locked Loops, All About (Young) Sep 63  
 Phone Pager (Cooke)(C) Nov 37  
**Photo CD**  
 All About (Fenton) Feb 31  
 Kodak PCD-870 (O'Brian & Scaduto)(G) Feb 10  
 Photovoltaic Cells, All About (Carr) Apr 57  
**Pioneer**  
 Elite PD-75 CD Player (Feidman)(PTR) Apr 27  
 Software Q—E (Holtzman)(CB) Jun 68  
 Pipe and Tubing Antennas (Carr)(C) Nov 44  
 "Plane" Talk (Saxon)(SS) Dec 80  
 Plenty of Oscillators (Rakes)(CC) Dec 68  
 Pocket PC, Zeos (O'Brian & Scaduto)(G) Aug 12  
 Post-Code Reader (Hanslip)(C) Jul 31  
 Potpourri of Projects, A (Laron)(ED) Nov 2  
 Power Supplies, Solar for Portable Radios and Cassette Players (Caristi)(C) Apr 37  
 Power Supply, Configurable (Yacono & Spiwak)(C) Jun 47  
 Practical Timer Circuit (Marston) Mar 53  
 Preamp/Tuner, Carver CT3 (Feidman)(PTR) Oct 26  
 Preamp/Tuner, Receiver (Carr)(C) Jun 53  
 PRO-2060, Realistic (Saxon)(SS) Jan 82  
 PRO-39, Realistic (Saxon)(SS) May 80  
 PRO-46, Realistic (Saxon)(SS) Sep 84  
 Pulse-Generator Circuits (Marston) Mar 53  
**PRODUCT TEST REPORTS (D)(Feidman)** Jan 26  
 Feb 24, Mar 27, Apr 27, May 28, Jun 28, Jul 28, Aug 27, Sep 27, Oct 26, Nov 26, Dec 22  
 Canon UC1 8mm Camcorder Jan 26  
 Carver CT3 Preamp/Tuner Oct 26  
 JVC HR-DX42 VCR Feb 24  
 Minolta 8-848 Hi8 Camcorder Sep 27  
 Mitsubishi VS-4517S Rear Projection TV Receiver May 28  
 Onkyo TX-SV909PRO A/V Receiver Aug 27  
 Panasonic CTP-27F20 TV Monitor/Receiver Jul 28  
 Pioneer Elite PD-75 CD Player Apr 27

Sharp ViewCam Hi8 Camcorder Dec 22  
 Sony STR-D990 FM/AM A/V Receiver Mar 27  
 Toshiba M-758 Video Cassette Recorder Nov 26  
 Yamaha CDC-735 5-Disc CD Changer Jun 28  
**Programming**  
 Parallel Printer Ports (Yacono) Feb 47  
 Serial Ports (Yacono) Aug 63

**Q**

QSLing Lives (Jensen)(DX) Jul 81  
 Quicken 2.0 for Windows Intuit's (O'Brian & Scaduto)(G) Nov 10

**R**

RC Oscillator (Rakes)(CC) Jul 73  
 RF Bulbs (Yacono)(TT) Jan 72  
 RF Snooper (Rakes)(CC) Jan 70  
 "Radio" Light Bulbs (Yacono)(TT) Jan 72  
**RADIO (SEE ALSO AMATEUR RADIO, ANTIQUE RADIO, DX LISTENING, HAM RADIO, AND SCANNER SCENE)**  
 Radio Moscow? (Jensen)(DX) Aug 76  
 Radio to Go—The Motorola Story (Elifs)(AR) Oct 68  
 Radio, A Cardboard-Tube (Lee)(C) Aug 41  
**Radio Shack**  
 Realistic PRO-2060 (Saxon)(SS) Jan 82  
 Realistic PRO-39 (Saxon)(SS) May 80  
 Realistic PRO-46 (Saxon)(SS) Sep 84  
 Readers Speak, The (Ellis)(AR) Feb 67  
 Reading the Mail (Ellis)(AR) Dec 64  
 Real Programmers Do Use BASIC (Holtzman)(CB) Sep 68  
**Receiver**  
 Aviation Band (Blechman)(C) Jan 31  
 Circuits, Easy-to-Build (Rakes)(CC) Aug 70  
 Preamplifiers That You Can Build (Carr)(C) Jun 53  
 Reduce Heating Costs with the Fuel Miser (Caristi)(C) Mar 35, (LTR) May 3  
 Relaxation Oscillators (Rakes)(CC) Jan 70  
**Relay**  
 -Output Designs (Marston) Mar 53  
 Replacement (Rakes)(CC) Sep 69  
 Remote Control, One-Channel RF (McKean)(C) Aug 53  
 Reverse Drive Circuit (Rakes)(CC) Mar 70  
 Rohn Saw-Horse TVRO Roof Mount (O'Brian & Scaduto)(G) Jun 8

**S**

Safety First (Rakes)(CC) Sep 69  
 Sample and Hold Circuit (Rakes)(CC) Nov 71  
**Samsung**  
 8mm VCR Model XD3500 (O'Brian & Scaduto)(G) Nov 19  
 19-inch Combination TV/VCR (O'Brian & Scaduto)(G) Jul 17  
 Sanyo Sportable Personal AM/FM/Cassette/Pedometer (O'Brian & Scaduto)(G) Nov 14  
**SATELLITE TV**  
 200 Channels to Choose From (Scaduto & Fenton) Jun 31, (LTR) Sep 3  
 Chaparral Corotor II Plus Feedhorn and LNB (O'Brian & Scaduto)(G) Jun 15  
 How to Become a Bird Watcher (O'Brian & Scaduto)(G) Jun 5  
 Orbitron SST-10 Satellite Dish (O'Brian & Scaduto)(G) Jun 13  
 Panamax Towermax SAT TVRO Lightning and Surge Protector (O'Brian & Scaduto)(G) Jun 23  
 Rohn Saw-Horse TVRO Roof Mount (O'Brian & Scaduto)(G) Jun 8  
 Satellite TV Today (Laron)(ED) Jun 2  
 Showtime Satellite Networks Programming Package (O'Brian & Scaduto)(G) Jul 14  
 Skyvision Cable Package (O'Brian & Scaduto)(G) Jun 22  
 Thomson Saginaw Performance Pak Ball-Screw Dish Actuator (O'Brian & Scaduto)(G) Jun 16  
 Universal SCPC-100 Satellite Audio Receiver (O'Brian & Scaduto)(G) Jul 12  
 Scan Ban (Laron)(ED) Aug 2  
**SCANNER SCENE (D)(Saxon)** Jan 82, Feb 81, Mar 80, Apr 82, May 80, Jun 84, Jul 83, Aug 80, Sep 84, Oct 82, Nov 82, Dec 80

Antenna Roundup Apr 82  
 Couple of Winners, A Jan 82  
 FM Interceptor, An Oct 82  
 Getting the Bugs Out Jun 84  
 Let's Look at Trunked Systems Nov 82  
 Monitoring Two-Way Radios Feb 81  
 Paging All Scanners! Jul 83  
 "Plane" Talk Dec 80  
**Scanning**  
 for S.O.S Calls Sep 84  
 the Cordless Band Aug 80  
 the Final Frontier Mar 80  
 Tuning in TV, and More! May 80

Schmitt-Trigger Circuits (Marston) Jun 62  
 Science Fairs, Amateur Radio and (Carr)(HR) Dec 78  
**Security System**  
 Door Minder (Plier)(C) Nov 53  
 Microwave Motion Detector (Blechman)(C) Oct 31  
 Sensors Made Simple (Bigelow) Mar 40  
 Serial Ports, Programming (Yacono) Aug 63  
 Shaped Memory Alloys Experimenting With (Iovine)(C) Jun 43  
 Shapeware's Visio Drawing Program (Holtzman)(CB) May 68  
**Sharp**  
 Hi8 ViewCam Camcorder (O'Brian & Scaduto)(G) Sep 5  
 SharpVision XV-H30U LCD Projector (O'Brian & Scaduto)(G) Jan 12  
 ViewCam Hi8 Camcorder (Feidman)(PTR) Dec 22  
 She Sells "Seychelles" Down by the Seashore (Jensen)(DX) Feb 77  
 Shortwave Broadcasters, Contests and Quizzes (Jensen)(DX) Oct 78  
 Receiver, Super-Simple (Blechman)(C) Aug 31  
 What's in the Future for (Jensen)(DX) May 76  
 Showtime Satellite Networks Programming Package (O'Brian & Scaduto)(G) Jul 14  
 Sideswiper, Build A (Lisle)(C) Oct 48  
**Simple**  
 Safety Switch (Rakes)(CC) Sep 69  
 Switch (Rakes)(CC) Jul 73  
**Sky Buddy, The**  
 All Together Again! (Ellis)(AR) Jan 65  
 Buttoned Up at Last! (Ellis)(AR) Jun 66  
 Gets an Alignment (Ellis)(AR) May 66  
 Speaks Up! (Ellis)(AR) Apr 66  
 Sky Chorus, The (Eggleston) Jul 46  
 Skyvision Cable Package (O'Brian & Scaduto)(G) Jun 22  
 Slide-Presentation Manager (Nunley)(C) Jul 61  
 "Smart" Gas-Gauge (Gordon)(C) Feb 36  
 Smart Cars for Smart Highways (Siuru) Mar 56  
 Software for Hams and SWL's (Thurber) Jul 53, (LTR) Oct 3  
 Software Toolworks Accu-Weather Forecaster On-Line Weather Station (O'Brian & Scaduto)(G) Mar 5  
 Solar Power Supplies for Portable Radios and Cassette Players (Caristi)(C) Apr 37  
 Some More Potpourri (Carr)(HR) Jan 80  
 Something for Just About Everyone (Rakes)(CC) Nov 71  
**Sony**  
 CCD-TR31 8mm Camcorder (O'Brian & Scaduto)(G) Mar 17  
 Desktop Library Multimedia Upgrade Kit (O'Brian & Scaduto)(G) Sep 7  
 STR-D990 FM/AM A/V Receiver (Feidman)(PTR) Mar 27  
 South American Radio Network, A (Jensen)(DX) Dec 76  
 Speaker System Cerwin-Vega Sensuround (O'Brian & Scaduto)(G) Jan 16  
 Speed-Control Switch (Rakes)(CC) Jun 70  
 Spotlight on Home Theater (O'Brian & Scaduto)(G) Jan 5  
 SSI Cinema 3200 Dolby Pro Logic Home Theater Package (O'Brian & Scaduto)(G) Aug 7  
 Steinmetz, Charles Proteus (Rybak) Nov 56  
 Step by Step (O'Brian & Scaduto)(G) Nov 14  
 Step-Up Transformer (Yacono)(TT) Jun 76  
 Stepped-Up Dual Voltage Supply (Rakes)(CC) Nov 71  
 Stepper-Motor Driver Circuits, More (Rakes)(CC) Apr 70  
 Subliminal Tapes, Make Your Own (Melton)(C) Mar 70  
 Super-Simple Shortwave Receiver (Blechman)(C) Feb 53  
 Summer Consumer Electronics Show, Highlights of (O'Brian & Scaduto)(G) Oct 5  
 Super Resources for Hams and SWL's (Thurber) Dec 55  
 Super-Simple Shortwave Receiver (Blechman)(C) Aug 31  
 SW Since the USSR Breakup (Jensen)(DX) Mar 76  
 Switch On-Switch Off (Rakes)(CC) Jun 70

**T**

TSM 3-Digit DC Voltmeter Kit (HOR) Mar 22  
 TTL and Derbs (Yacono)(TT) Sep 72  
 and Hints (Yacono)(TT) Aug 73  
 TVRO Roof Mount, Rohn Saw-Horse (O'Brian & Scaduto)(G) Jun 8  
**Tandy**  
 MD2500 Video Information System (O'Brian & Scaduto)(G) Jul 5  
 Optimus DCT-2000 Digital Compact Cassette Recorder (O'Brian & Scaduto)(G) Feb 5  
 Tape Backup, Colorado Memory Systems Jumbo 250 (HOR) Feb 22  
 Targeting the World (Jensen)(DX) Jan 75  
 Telegraph Code Makers, Teh (Lisle) Jun 63  
**TELEPHONE**  
 Audio Interface for Your Telephone (Beiva)(C) Dec 61  
 Elenco Electronics Telephone Kit (HOR) Dec 20  
 Intercom (Sheridan)(C) Apr 41

Hold (Rakes)(CC)	Feb 71
-Line Tester (Rakes)(CC)	Nov 71
-Line In-Use Indicator, A (Covington)(C)	Jan 43
Phone Pager (Cooke)(C)	Nov 37
Recording Control (Yacono)(TT)	Jan 72
Scrambler (Weeder)(C)	Sep 31
Xantech Fone Link Remote Control (HOR)	Apr 21
<b>TELEVISION (SEE ALSO SATELLITE TV)</b>	
Graymark 5-Inch Color-TV Kit (HOR)	Aug 24
Panasonic CTP-27F20 (Feldman)(PTR)	Jul 28
Tuning in TV, and More! (Saxon)(SS)	May 80
TV Monitor/Receiver	
TV Receiver, Mitsubishi VS-4517S	
Rear Projection (Feldman)(PTR)	May 28
TV-Stereo Controller (Yacono)(TT)	Apr 73
TV/VCR, Samsung 19-inch (O'Brian & Scaduto)(G)	Jul 17
Test Driving the New Electric Cars (O'Brian & Scaduto)(G)	Apr 5, (LTR) Sep 3
<b>TEST EQUIPMENT</b>	
Add a DVM to Your PC (Hendershot)(C)	Nov 41
Kelvin	
-94 Digital Multimeter (HOR)	May 26
-95 Multimeter/Engine Analyzer (HOR)	Nov 24
Test Bench Amplifier (Stroud)(C)	Sep 47
<b>Test Gear</b>	
for Hams (Thurber)	Sep 53
for SWL's (Thurber)	Aug 36
TSM 3-Digit DC Voltmeter Kit (HOR)	Mar 22
Two Tools to Tackle (Tarchinski)(C)	Sep 45
<b>Wavetek</b>	
AC30A Clamp Meter (HOR)	Sep 22
LP50 Logic Probe (HOR)	Jun 26
Wire Tracer (Rakes)(C)	Jan 45
The Idea Generator Plus (Holtzman)(CB)	Mar 68
The Sierra Network On-Line Service (O'Brian & Scaduto)(G)	May 21
<b>THINK TANK (D)(Yacono)</b>	Jan 72, Feb 74, Mar 73, Apr 73, May 73, Jun 76, Jul 76, Aug 73, Sep 72, Oct 75, Nov 74, Dec 72
Binary and Equipment	Mar 73
<b>Chips</b>	
and Test Gear and Tips	Feb 74, Jul 76
<b>Derby</b>	
Finals	Dec 72
Stuff	Nov 74
Logic and Hi-V	Jun 76
Gates and Derbys	May 73
Levels and More	Apr 73
More Derbys	Oct 75
RF Bulbs	Jan 72
<b>TTL</b>	
and Derbys and Hints	Sep 72, Aug 73
Thomson Saginaw Performance Pak Ball-Screw Dish Actuator (O'Brian & Scaduto)(G)	Jun 16
Thumbs Up Video Editor, Videonics (O'Brian & Scaduto)(G)	Nov 12
Time-Delay Circuit (Rakes)(CC)	Jan 70
Time-Delayed Kill Switch for your Car (Schopp)(C)	Oct 64
Timed Safety Circuit (Rakes)(CC)	Sep 69
Tomorrow's Electric Cars (Laron)(ED)	Apr 2
Tone/Code Finder (Saxon)(SS)	Mar 80

Toner Transfer System, DynaArt Designs (HOR)	Oct 20
<b>Toshiba M-758</b>	
Model XR-W70A CD/CDV/LD Player (O'Brian & Scaduto)(G)	Jan 17, Nov 26
Video Cassette Recorder (Feldman)(PTR)	Nov 26
Touch-On/Touch-Off Circuit (Rakes)(CC)	Feb 71
Tracking Distant Signals (Quarantiello)	Jan 47
Transparent Language (Holtzman)(CB)	Jul 72, Aug 68
Trunked Systems, Let's Look at: (Saxon)(SS)	Nov 82
Tuning in TV, and More! (Saxon)(SS)	May 80
Turn-Signal Reminder (Stephens)(C)	Mar 61
<b>Two</b>	
Thumbs Up! (O'Brian & Scaduto)(G)	Nov 12
Tools to Tackle (Tarchinski)(C)	Sep 45
-Way Radios, Monitoring (Saxon)(SS)	Feb 81

## U

UJT Circuits (Rakes)(CC)	Jan 70
Uniden Bearcat BC 350 Scanner (Saxon)(SS)	Nov 82
<b>Universal Electronics</b>	
SCPC-100 Satellite Audio Receiver (O'Brian & Scaduto)(G)	Jul 12
VCRPRO 4 VCR Programmer/Universal Remote (O'Brian & Scaduto)(G)	Sep 10
Using Stepper Motors (Rakes)(CC)	Mar 70

## V

<b>VCR</b>	
JVC HR-DX42 (Feldman)(PTR)	Feb 24
-Programmer/Universal Remote, VCRPRO 4 (O'Brian & Scaduto)(G)	Sep 10
Samsung 8mm VCR	
Model XD3500 (O'Brian & Scaduto)(G)	Nov 19
Toshiba M-758 (Feldman)(PTR)	Nov 26
Voice, Voice-Powered Universal Remote (O'Brian & Scaduto)(G)	Apr 15
VFO Our 5-5.5-MHz Ham-Band (Carr)(HR)	Aug 78
<b>VLF</b>	
Tuner (Rakes)(CC)	Aug 70
Whistler Receiver (Rakes)(CC)	Oct 72
Vacuum-Tube Basics (Coxwell)	Oct 53
<b>Variable</b>	
Audio-Frequency Oscillator (Rakes)(CC)	May 70
-Frequency Audio Oscillator (Rakes)(CC)	Oct 72
Versatile Database Editor (Holtzman)(CB)	Jun 68
<b>VIDEO (SEE ALSO CAMCORDER, SATELLITE TV, TELEVISION, VCR)</b>	
Carver HR-895 Audio/Video Receiver (O'Brian & Scaduto)(G)	Jan 14
Sony STR-D990	
FM/AM A/V Receiver (Feldman)(PTR)	Mar 27
Spotlight on Home Theater (O'Brian & Scaduto)(G)	Jan 5
Tandy Video Information System (O'Brian & Scaduto)(G)	Jul 5
Toshiba Model XR-W70A CD/CDV/LD Player (O'Brian & Scaduto)(G)	Jan 17
Videonics Thumbs Up Video Editor (Scaduto & O'Brian)(G)	Nov 12
Yamaha RX-V1050 A/V Receiver (O'Brian & Scaduto)(G)	Mar 14
Video Information System Tandy (O'Brian & Scaduto)(G)	Jul 5

Videonics Thumbs Up Video Editor (Scaduto & O'Brian)(G)	Nov 12
VIS Software Sampler (O'Brian & Scaduto)(G)	Jul 8
Visual Programming II: Access (Holtzman)(CB)	Nov 68
Voice-Powered Universal Remote VCR Voice (O'Brian & Scaduto)(G)	Apr 15
<b>Voltage</b>	
Control (Rakes)(CC)	Aug 70
Doubler (Rakes)(CC)	Nov 71
Voltmeter Kit, TSM 3-Digit DC (HOR)	Mar 22

## W

Wanna Be a CAD? (Carr)(HR)	Oct 80
<b>Water</b>	
-Level Alert (Yacono & Spiwak)(C)	Apr 53, (LTR) Aug 3
Tap, The (Spiwak)(C)	Feb 61
<b>Wavetek</b>	
AC30A Clamp Meter (HOR)	Sep 22
LP50 Logic Probe (HOR)	Jun 26
<b>Weather</b>	
Monitor II, Davis Instruments (O'Brian & Scaduto)(G)	Mar 7
-Station, On-Line, Software Toolworks (O'Brian & Scaduto)(G)	Mar 5
Wet and Wild Winter CES (O'Brian & Scaduto)(G)	May 5
What Are Electrons Made Of? (Becker)	Dec 39
<b>What's a Ham? (Thurber) in the Future for Shortwave Broadcasters (Jensen)(DX)</b>	May 76
Where to Find Electronics Parts (Heckl)	Nov 62
Whistle Switch (Cooper)(C)	Jun 57
Who's Tuning World-Band Radio? (Jensen)(DX)	Apr 75
Winter Consumer Electronics Show Wet and Wild (O'Brian & Scaduto)(G)	May 5
Wire Tracer (Rakes)(C)	Jan 45
Wire! (Hansen)	Sep 59
<b>Wireless</b>	
Doorbell, Heath/Reflex (HOR)	Jan 22
IR Headphones (McKean)(C)	Dec 31

## X

Xantech Fone Link Remote Control (HOR)	Apr 21
XT Syndrome, The (Holtzman)(CB)	Jan 67

## Y

<b>Yamaha</b>	
CDC-735 5-Disc CD Changer (Feldman)(PTR)	Jun 28
RX-V1050 A/V Receiver (O'Brian & Scaduto)(G)	Mar 14
TG100 MIDI Tone Generator (O'Brian & Scaduto)(G)	Aug 6
You Asked For It! (Carr)(HR)	Sep 62

## Z

Zeos Pocket PC (O'Brian & Scaduto)(G)	Aug 12
Zener Tester (Yacono)(TT)	Feb 74, Mar 73



SEE WHAT TAKES SHAPE. EXERCISE.

American Heart Association 



# Popular Electronics **F A X** **FORM**

## **DIRECT READER/MFR CONTACT**

**Need data  
in a hurry?**

**Don't worry!**

Just clip this form  
carefully along  
the dotted lines,  
fill it out  
(PLEASE PRINT)  
and fax it  
to the company  
of your choice today!

**For fastest response,  
please send  
directly  
to manufacturers.**

**Fax numbers are  
on page 87**

If you need  
more than one  
form, please  
make copies  
of this  
original.

Popular Electronics provides this fax form as a service to its readers. A quick response from you indicates your company's willingness to do business with the sender.

### Popular Electronics **FAX RESPONSE**

**TO:** \_\_\_\_\_

Company Name

Fax Number

I urgently need more information about your \_\_\_\_\_ products.

I saw your products on Page \_\_\_\_\_ in the \_\_\_\_\_ issue of **PE**;  
(Month/Year)

**ADDITIONAL NOTE:**

**FROM:** \_\_\_\_\_

Sender's Name

Title

Company Name:

Street

City

Country

Phone

Fax

We are a(n)  manufacturer  service center  engineering company  
 R&D center/laboratory  other ( )

## Popular Electronics

500-B BI-County Boulevard, Farmingdale, NY 11735 Tel: 1-516-293-3000 Fax: 1-516-293-3115

## WE HAVE THE RIGHT ANSWER

Advertisers who want to place their print ads in a quality publication ask the question: "Is your circulation audited?"

We're very proud to answer "Yes."

We are a member of the Audit Bureau of Circulations because we share ABC's belief that circulation audits are an essential assurance of value.

ABC is the premier circulation auditing organization in the world, and has been since 1914. Each year, ABC auditors test and verify that our circulation figures are facts, not claims. An ABC audit is the sign of a sound investment for advertisers.

Not all publications are audited, but they should be. Because when advertisers ask "Is your circulation audited?" there's only one answer.

"Yes."



Audit Bureau of Circulations

### POWER SUPPLY

(Continued from page 17)

volt AC outlet at 50 or 60 hertz. The unit consumes a healthy 400 watts. But despite that brawn, the 1686 still has a small footprint. It measures 5½-inches tall, 5⅞-inches wide, and 12-inches front-to-back. That ought to tuck away nicely on your workbench. The unit is heavy, though, weighing in at slightly over 12 pounds.

**On The Surface.** As you might have imagined, a switch on the front panel turns the unit on and off, and a pilot light above the switch lets you know when the supply is on. Another light indicates an overload condition. A voltage-control knob lets you adjust the output voltage as indicated on the front-panel voltmeter.

The main output is provided by two banana-type screw terminals, and this is where the real current comes from. The unit also has two other tie-point outputs that can provide a maximum of 2 amps apiece. Of course all three outputs are always at the same voltage, and all three combined cannot provide more than 12 amps continuous.

The maximum current output is based on the output-voltage setting. At 3 volts, the unit can output a maximum of 3 amps. At 5 volts, the maximum is 5 amps—that's an awful lot of logic circuits! The maximum output current increases with the voltage setting up to the continuous rating of 12 amps at 13.8 volts. The unit can supply slightly more current, though not for extended periods of time.

**Conclusion.** The B+K Precision Model 1686 power supply comes with an instruction manual and a spare fuse. The instruction manual includes information on how to calibrate the unit, so it will always be inexpensive and easy to maintain. More importantly, it's got the power! We wish we had one of these power supplies years ago, because it would have come in handy several times since then. If you think you might feel the same way, contact the company directly at the address that was given earlier or circle No. 119 on the Free Information card, which can be found on page 127. ■

### HUMIDITY GAUGE

(Continued from page 66)


ride (table salt) is chosen for the solution, the calibration is performed by adjusting R7 for a reading of 75% RH.

If a two-point calibration is desired, choose a salt from Table 1 that represents a low value of relative humidity. Then repeat the above procedure, this time adjusting R4 to reflect the correct reading. That completes the calibration procedure.

Once the circuit has been calibrated, remove the temporary wires from the board and install SENS1. Be sure to observe correct orientation. Note: the humidity sensor is somewhat light sensitive, therefore it must be shielded from light while in use. That is automatically taken care of if an enclosure is used to house the instrument. A small opening can be made in the housing to allow the instrument to respond faster to changing humidity levels.

**Use.** Relative-humidity measurements can be made at any time by applying power to the circuit. A reading will be produced in less than a second. The use of a spring-loaded power switch for battery operated units ensures long battery life. Should the battery become exhausted, the display reading will become erratic. For the best results, it is recommended that a fresh alkaline battery be installed once a year.

The Digital Relative-Humidity Gauge is designed primarily for indoor use where the temperature is relatively constant, and assumes an ambient temperature of 75°F. However, it can also be used outdoors, and at lower and higher temperatures. For variations in ambient operating temperatures, refer to Table 2; that table gives correction factors that can be added to the relative-humidity reading. ■






# Market Center™

## Paperback Books

GREAT PAPERBACKS AT SPECIAL PRICES

**COMPUTER HOBBYISTS HANDBOOK—BP251—\$8.95**


Subjects covered include microprocessors and their register sets; interfacing serial, parallel, monitor, games and MIDI ports; numbering systems, operating systems and computer graphics. While the book is aimed at the computer hobbyist, it should also prove useful to anyone who intends to use a computer to follow their interests.




**INTERNATIONAL RADIO STATIONS GUIDE—BP255—\$9.95**

Provides the casual listener, amateur radio DXer and the professional radio monitor with an essential reference work designed as a guide for the complex radio bands.

Includes coverage on Listening to Short Wave Radio, ITU Country Codes, Worldwide Radio Stations, European Long Wave and Medium Wave Stations, Broadcasts in English and more.



**Further Practical Electronics Calculations and Formulae**



**FURTHER PRACTICAL ELECTRONICS CALCULATIONS—BP144—\$9.00**

450 pages crammed full of all the formulae you are likely to need. Covers Electricity, Electrostatics, Electromagnetism, Complex Numbers, Amplifiers, Signal Generation and Processing, Communications, Statistics, Reliability, Audio, Radio Systems, Transmission Lines, Digital Logic, Power Supplies. Then there's an appendix of Conversion Factors, Mathematical Formulae and more.



**WIRELESS & ELECTRICAL CYCLOPEDIA—ETT1—\$5.75**

A slice of history. This early electronics catalog was issued in 1918. It consists of 176 pages that document the early history of electricity, radio and electronics. It was the "bible" of the electrical experimenter of the period. Take a look at history and see how far we have come. And by the way, don't try to order any of the merchandise shown, it's unlikely that it will be available. And if it is, the prices will be many times higher.

**ELECTRONIC TECHNOLOGY TODAY INC.**  
P.O. Box 240, Massapequa Park, NY 11762-0240

Name \_\_\_\_\_  
Address \_\_\_\_\_  
City \_\_\_\_\_ State \_\_\_\_\_ Zip \_\_\_\_\_

PE194

**SHIPPING CHARGES IN USA AND CANADA**

\$0.01 to \$5.00	.....	\$1.50
\$5.01 to \$10.00	.....	\$2.50
\$10.01 to 20.00	.....	\$3.50
\$20.01 to 30.00	.....	\$4.50
\$30.01 to 40.00	.....	\$5.50
\$40.01 to 50.00	.....	\$6.50
\$50.01 and above	.....	\$8.00

**SORRY No orders accepted outside of USA & Canada**

Total price of merchandise	.....	\$ _____
Shipping (see chart)	.....	\$ _____
Subtotal	.....	\$ _____
Sales Tax (NYS only)	.....	\$ _____
<b>Total Enclosed</b>	.....	<b>\$ _____</b>

All payments must be in U.S. funds

Number of books ordered

# ADVERTISING INDEX

POPULAR ELECTRONICS magazine does not assume any responsibility for errors that may appear in the index below.

Free Information No.	Page	Free Information No.	Page	Free Information No.	Page
—	A&D Electronics . . . . . 114	35	Index Publishing . . . . . 119	—	Progressive Concepts . . . . . 119
25	Ace Communications . . . . . 97	—	Information Unlimited . . . . . 103	—	Self-Reliance Co. Inc. . . . . 115
—	Active Technology . . . . . 123	36	Interactive Image Technologies . 112	—	Sil Walker . . . . . 114
26	Alfa Electronics . . . . . 100	—	ITC Microcomponents Inc. . . . . 110	—	Skyvision (Small) . . . . . 119
28	All Electronics . . . . . 99	—	JP Video . . . . . 98	—	Software Science . . . . . 119
—	Allen Engineering . . . . . 106	38	Kelvin Electronics . . . . . 117	127	Southpaw Electronics . . . . . 107
148	B&S Sales . . . . . 111	—	M&G Electronics . . . . . 120	—	Tele View Distributors . . . . . 123
—	C&C Specialties . . . . . 119	—	Marymac Industries Inc. . . . . 120	129	TKA Electronics Inc. . . . . 101
32	C&S Sales . . . . . 108	—	MCM Electronics . . . . . 115	136	UCANDO Videos . . . . . 106
—	Cellular Press . . . . . 102	—	Mega Electronics . . . . . 110	—	United Electronic Supply . . . . . 123
—	Communication Specialists . . . . . 120	—	Movie View Sales . . . . . 104	—	Universal Electronics Inc. . . . . 102
—	Consumertronics . . . . . 121	—	MWK Industries . . . . . 104	149	US Cable (Zentek) . . . . . 110
—	EDE . . . . . 120	144	Optoelectronics . . . . . 105	—	Video Spectra . . . . . 120
—	Electronic Tech. Today . . . . . 95, 126	—	PC Boards . . . . . 102	—	Vista International . . . . . 110
—	Fotronics . . . . . 114	—	PC Build Computer Kits . . . . . 115	—	WPT Publications . . . . . 110
—	Great Southern Security . . . . . 120	—	Phillips Tech . . . . . 119	134	Xandi Electronics . . . . . 96
—	Greenleaf Electronics Inc. . . . . 106	47	Prairie Digital Inc. . . . . 104		

*Serving the public since 1981*


## XANDI Electronics

201 E Southern #111, Tempe AZ 85282



**BUY WITH CONFIDENCE FROM XANDI**  
 • 30-DAY REFUND POLICY  
 • NEW TELEPHONE TECH SUPPORT NUMBER  
 (602-894-0992)

Smallest FM transmitter anywhere!  
 • Tunes 88-108 MHz.  
 • Powerful 2 stage audio amplifier.  
 Sensitive, picks up sounds at the level of a whisper.  
 • Up to 1 mile range.



**XST500 SUPER-MINIATURE FM TRANSMITTER**  
 Worlds smallest FM voice transmitter. Use with any FM broadcast receiver. Easy to assemble, all chip (SMT) parts are pre-assembled to the circuit board.  
**XST500(E-Z) Kit . . . . . \$44.95**

- Transmits both sides of phone conversation
- Adjustable from 88-108MHz.
- Works with any FM broadcast receiver.
- Up to 1 mile range.
- Turns off when phone is not in use to extend battery life.



**XTT100 LONG RANGE PHONE TRANSMITTER**  
 Similar to our very popular XSP500, the XTT100 is battery powered for maximum range. It plugs into any phone jack and transmits all calls on that line.  
**XTT100(C) Kit . . . . . \$32.95**

**XLC900 800-950 MHz SCANNER CONVERTER KIT**  
 If your scanner can receive 400-550 MHz, just add the XLC900 for uninterrupted 800-950 MHz coverage. It converts all 800-950 MHz signals down to 400-550 MHz so your scanner can receive them! Add our custom case and knob kit for that "professional" look.  
**XLC900 Kit . . . . . \$49.95**  
**XLC-Case Kit . . . . . \$13.95**

Smallest Phone transmitter anywhere!  
 • Tunes 88-108 MHz.  
 • No batteries required, powered by phone line.  
 • Up to 3/4 mile range.  
 • Attach to phone line anywhere in house, even inside phone.



**XSP250 SUPER-MINIATURE PHONE TRANSMITTER**  
 Worlds smallest FM phone transmitter. Use with any FM broadcast receiver. Easy to assemble, all chip (SMT) parts are pre-assembled to the circuit board.  
**XSP250(E-Z) Kit . . . . . \$34.95**

- Super sensitive, hear every sound in a house!
- Powerful 2 stage audio amp.
- Use with any FM broadcast receiver.
- Up to 1 mile range.
- Powered by 9V battery.

**XFM100 MINIATURE FM TRANSMITTER**  
 The XFM100 has a super sensitive microphone and is capable of picking up sounds at the level of a whisper and transmitting them to any FM broadcast receiver.  
**XFM100(C) Kit . . . . . \$32.95**



Digital voice changing: male to female, female to male, adult to child, child to adult.  
 • 16 levels of voice masking.  
 • Button for normal operation.  
 • Complete anonymity on all calls



**TRANSITION 2000 VOICE CHANGING TELEPHONE**  
 STOP THOSE ANNOYING PHONE CALLS! Sound older and tougher when you want to. Not a kit, fully assembled. Single line phone operation only.  
**TRANSITION 2000 . . . . . \$89.95**

- Transmits a continuous beeping tone.
- Adjustable from 88-108 MHz.
- Up to 1 mile range.
- Works with any FM broadcast receiver.
- Operates at battery voltages of 3 to 16 volts.

**XTR100 TRACKING TRANSMITTER**  
 Measuring .7 by 2.4 inches, the XTR100 is ideal for use in locating lost model rockets, bicycles, automobiles, games of hide-and-seek, and contests.  
**XTR100(C) Kit . . . . . \$43.95**

**XLAT000 AMPLIFIER KIT**  
 Designed to help scanners with poor sensitivity pull in those weak signals. Includes off/pass switch for returning to normal operation and front panel gain control. Add our custom case and knob kit for that "professional" look.  
**XLAT000 Kit . . . . . \$24.95**  
**XLA-Case Kit . . . . . \$13.95**

Digital voice changing: male to female, female to male, adult to child, child to adult.  
 • Use with any modular phone.  
 • Connects between handset and phone.  
 • 16 levels of voice masking.



**TRANSITION 2001 VOICE CHANGING Accessory**  
 STOP THOSE ANNOYING PHONE CALLS! Sound older and tougher when you want to. Use with single or multi-line phones. Not a kit, full assembled.  
**TRANSITION 2001 . . . . . \$59.95**

- Uses sensitive microwave transistor amplifier.
- Covers 1 to 2000 MHz.
- Compact hand held unit.
- Uses Miniature loudspeaker (not included) for audio indication of detected signals.

**XBD200 SUPER SENSITIVE BUG DETECTOR**  
 When the XBD200 intercepts a signal in the 1 to 2000 MHz range, it emits a growl that increases to a high pitched squeal as the signal strength increases.  
**XBD200(C) Kit . . . . . \$49.95**



Popular Electronics, January 1994



WE ACCEPT VISA, MC, MO, COD  
 ASK FOR FREE CATALOG OF ALL OF OUR PRODUCTS

**TOLL FREE ORDER LINE**  
**1-800-336-7389**

SEND MAIL ORDERS TO: XANDI ELECTRONICS  
 BOX 25647  
 TEMPE, AZ 85285-5647





## Get instant tech information FREE from your Fax or Computer!

You can obtain specs, freq. info, software and more from our automated services. For fax facts, call from your stand alone fax machine and follow the voice prompts. Use the BBS from your modem of fax/modem equipped computer. Dial 317-849-8683 for fax back service, or dial 317-579-2045 for our computer bulletin board service

## Total Coverage Radios

**AOR AR1000XLT**  
**\$449.00**  
AM Broadcast to Microwave  
1000 Channels



500KHz to 1300MHz coverage in a programmable hand held. Ten scan banks, ten search banks. Lockout on search and scan. AM plus narrow and broadcast FM. Priority, hold, delay and selectable search increment of 5 to 995 KHz. Permanent memory. 4 AA ni-cads and wall plus cig charger included along with belt clip, case, ant. & earphone. Size: 6 7/8 x 1 3/4 x 2 1/2. Wt 12 oz. Fax fact document # 205

**AR2500**  
**\$449.00**  
2016 Channels  
1 to 1300MHz  
Computer Control



62 Scan Banks, 16 Search Banks, 35 Channels per second. Patented Computer control for logging and spectrum display. AM, NFM, WFM, & BFO for CW/SSB. Priority bank, delay/hold and selectable search increments. Permanent memory. DC or AC with adaptors. Mtng Brkt & Antenna included. Size: 2 1/4H x 5 5/8W x 6 1/2D. Wt. 1lb. Fax fact #305

**AR3000**  
**\$1195.00**  
400 Channels  
100KHz to 2036MHz



Patented computer control, top rated receiver in its class, offers AM, NFM Wide FM, LSB, USB, CW modes. RS232 control. 4 priority channels. Delay & hold & Freescan. AC/DC pwr cord and whip ant. Size: 3 1/7H x 5 2/5W x 7 7/8D. Wt 2lbs., 10oz. Fax fact document #105

**NEW AOR AR1500**  
**\$499.00.**  
Full Coverage with SSB  
and 1000 Channels.



500KHz to 1300MHz. Ten scan banks, ten search banks. Search lock and store. BFO. 2 Antennas. AM/NFM/WFM. Selectable increments. Tons of features, small size: 5 7/8 x 1 1/2 x 2. Wt 14 oz. Fax fact document # 250

## Scanner with Shortwave



**Yupiteru 8-1300MHz**  
**Mobile or Hand Held**  
**Units. \$399.00, each.**

Top rated receivers from Japan now available in the USA. Tune down to 100KHz. Sensitivity guaranteed from 8MHz up. 200 scan channels. AM/NFM/WFM. No gaps, no cut-outs. Mobile is super slim line. AC/DC. Order MVT8000, includes antenna, mbl mnt. Order MVT7000 for the hand held. Complete with Ni-Cads, Charger, antenna & earphone. Fax fact document #275

## Continuous Coverage

- Bearcat 2500XLTA hand held.....\$369.00
  - Bearcat 8500XLTB mobile.....\$389.00
  - Bearcat 890XLTB mobile.....\$279.00
- 29-1300MHz, 500 ch. in 8500, 400 in 2500. 890 has 200 ch & 29-956MHz. All cell locked. Spring delivery. Fax Fact #420

## Mobile Scanners

**Bearcat**  
**760XLTM**  
**\$249.95**  
100 Channel  
800 MHz



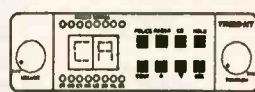
Five banks of 20 channels each. Covers 29-54, 118-174, 406-512 and 806-954MHz (with cell lock). Features scan, search, delay, priority, CTCSS option, lockout, service search, & keylock. Includes AC/DC cords, mounting bracket, BNC antenna. Size: 4 3/8 x 6 15/16 x 1 5/8. Weight: 4.5lbs. Fax fact document #550

**Bearcat**  
**560XLTZ**  
**\$99.95**  
16 Channel  
10 Band



Compact, digital programmable unit covers 29-54, 136-174, and 406-512MHz. Features scan, WX search, delay, priority, memory backup, lockout, review, & auto delay. Includes AC/DC cords, mounting bracket, and antenna. Size: 7 3/8 x 2 1/2 x 15/8. Wt: 2.5lbs. Fax fact #560

**Trident**  
**TR-33WL**  
**\$399.00**



**Scan/CB. X,K,Ka, Wide & Laser**  
Scans police pre-programmed by state channel plus full radar and laser alerts in one small unit. Weather, CB receive & mobile relay. Size: 5 5/8 x 4 7/8 x 1 3/4. Wt: 1.5lbs. Fax fact #580

## Hand Held Scanners

**AOR 900 \$249.95**  
100 Channel 800 MHz  
Five scan banks 5 search banks. Covers 27-54, 108-174, 406-512 and 830-950 MHz (no cell lock). Features scan, search, delay, priority, permanent memory, lockout, backlight, & keylock. Includes AC/DC adaptor, belt clip, antennas, & Nicad. Size: 5 3/4H x 2W x 1 1/2D. Wt: 12oz.. Fax fact document #650



### Bearcat 200XLTN

**\$229.95 200 Channels 800MHz**  
Ten scan banks plus search. Covers 29-54, 118-174, 406-512 and 806 956MHz (with cell lock). Features scan, search, delay, 10 priorities, mem backup, lockout, WX search, & keylock. Includes NiCad & Chrg. Size: 1 3/8 x 2 11/16 x 7 1/2. Wt. 32 oz. Fax Facts # 450



**Bearcat 100XLTN 100Ch H/L/U..... \$159.95**  
**Bearcat 70XLTP 20Ch H/L/U..... \$139.95**  
**Bearcat 55XLTR 10 Ch H/L/U..... \$ 99.95**

Coverage of above hand holds is: 29-54, 136-174, 406-512 except 100 which also adds 118-136 Air Band. Fax facts #475

## Table Top Scanners

- Bearcat 855XLTE 50Ch w/800..... \$159.95
  - Bearcat 142XLM 10Ch H/L/U..... \$ 84.95
  - Bearcat 147XLJ 16 Ch H/L/U..... \$ 89.95
  - Bearcat 172XM 20Ch H/L/U/Air..... \$124.95
  - Bearcat 210 16Ch H/L/U/Air..... \$129.95
- Coverage of above units is: 29-54, 136-174, 406-512, plus Air in 172 and 210 and air plus 800MHz in the 855. Fax facts #675

**Bearcat**  
**800XLX**  
**\$219.95**



12 bands and 40 channels with 800MHz and nothing cut out. AC or DC. Fax facts #690

## Accessories & Etc.

- Mag Mount Mobile Ant MA100..... \$ 19.95
- Base Ant. 25-1000MHz AS300..... \$ 59.95
- Pre-Amp .1-1500MHz GW2..... \$ 89.00
- Downconverter 800 to 400 DC89..... \$ 89.00
- Base Discone Ant DA300..... \$ 89.00
- External Speaker MS190/opt. amp.... \$ 19.95
- Old Scanner Repair, all brands..... \$ CALL
- Extended Warranties..... \$ CALL
- Frequency Info FaxFact/Modem..... \$ FREE
- Frequency Books..... \$ CALL

## 2 Way Radios

VHF hi band programmable mobiles as low as \$299.95. Call for quotes or Fax Fact #775

**Toll Free, 24 Hours! 800-445-7717 Fax Orders 800-448-1084 Fax Facts 317-849-8683**

Computer BBS Modem & Fax/Modem, 317-579-2045. Toll Free Tech Support, Dial 800-874-3468

International Fax: en Espanol, en Francais, und auf Deutsch, or just fax in plain English to: 317-849-8794

**ACE Communications 10707 East 106th Street, Fishers, IN 46038**

Service & Support hours: Mon-Fri. 9AM to 6PM, Sat. 10-4 EST. Mastercard, Visa, Checks, Approved P.O.'s & COD (add \$5.50) & AMEX (add 5%). Prices, specifications and availability subject to change. Flat rate ground shipping and handling charge only \$5.95 per unit. Express Air only \$8.95, for most units, to most locations. One week trial, no returns accepted two weeks after original receipt without substantial restocking charge. All units carry full factory warranty. Indiana residents add 5 per cent sales tax.



**FLY IT! ONLY \$8.95**



# LATEST TECHNOLOGY

- DESCRAMBLERS
- CONVERTERS
- COMBINATION UNITS

**WE'LL BEAT ANY PRICE!**

## LATEST DESCRAMBLER MODELS

Add On Descrambler for all JERROLD Systems (Except Base Band) Guaranteed to Work Anywhere Coast to Coast. (Model JD-3)

~~\$125~~  
**\$89** 6-10  
 \$119 1-5

Add On Descrambler For All PIONEER Systems. Guaranteed to Work Anywhere Coast to Coast. (Model PD-3)

~~\$125~~  
**\$89** 6-10  
 \$119 1-5

Add On Descrambler For All SCIENTIFIC ATLANTA Systems (Except 8570, 8590, 8600). Guaranteed to Work Anywhere Coast to Coast. (Model SAD-3)

**\$89** 6-10  
 \$119 1-5



**BRAND NEW 1 YEAR WARRANTY**


### SCIENTIFIC ATLANTA 8580

- Features
- Wireless Remote Control
  - Favorite Channel Recall
  - Parental Lockout

**\$259** 6-10

**BRAND NEW 1 YEAR WARRANTY**

**\$289** 1-5



### ZENITH

Features

- Wireless Remote Control
- 550MHz (99 Channel) capacity
- Volume Control
- Parental Lock-Out
- Programmable Favorite Channel Memory

**\$259** 6-10

**\$289** 1-5

**DPV7 & DBB7  
 8590 & 8600**  
 Call for availability & prices

### ADD ON DESCRAMBLERS

	1-5	6-10
FTB-3	49.00	39.00
TVT OR TBI	55.00	47.00
SA-3	59.00	49.00
KN12-3	59.00	49.00
MLD1200-3	49.00	39.00

### CONVERTERS

	1-5	6-10
PANASONIC 1453G	79.00	69.00
JERROLD DQN7-3	75.00	65.00
STARGATE 2001	75.00	65.00

Call for other models



1470 OLD COUNTRY ROAD,  
 SUITE 315 - P.E.  
 PLAINVIEW, NY 11803  
 NO NY SALES

**FREE COLOR CATALOG!**  
**1-800-950-9145**



# ALL ELECTRONICS CORP.

QUALITY PARTS • DISCOUNT PRICES • FAST SHIPPING

## 4 (USED) AA RECHARGEABLE BATTERIES

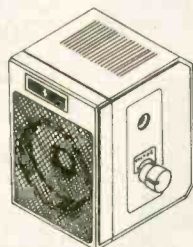
Battery pack with 4 AA nickel-cad batteries in series to make a 4.8 volt pack. Batteries have solder tabs and can be separated and reconfigured. CAT# NCB-41AAU

**\$2.00** per pack



## AMPLIFIED Extension Speaker

2 watt amplified monitor speaker with volume control. Ideal for CB, ham or other communication applications. 4 inch 4 ohm speaker in black enclosure. 5.1" X 4.9" X 6.5" high. RCA jack input. Powered by 9 Vdc 500 ma. wall transformer (included). CAT# SK-200



**\$6.75** each

## CARBIDE DRILL BITS (USED)

High quality, solid carbide drill bits with 1/8" shanks. Ideal for precision drilling. These bits were used in PC board manufacturing and were routinely removed from service while they still had lots of life in them. Available in the following sizes:




#	SIZE (")	CAT#
81	0.013	DRB-81
78	0.016	DRB-78
73	0.024	DRB-73
71	0.026	DRB-71
68	0.031	DRB-68
67	0.032	DRB-67
66	0.033	DRB-66
65	0.035	DRB-65
63	0.037	DRB-63
61	0.039	DRB-61
59	0.041	DRB-59
58	0.043	DRB-58
57	0.045	DRB-57
56	0.046	DRB-56
55	0.052	DRB-55
54	0.055	DRB-54
49	0.073	DRB-49

Minimum Purchase 10 Pieces Of One Size

**10 of one size \$5.00**

**50 of one size \$ 20.00**

## 13.8 Vdc @ 6 amps POWER SUPPLY



Solid state, fully regulated 13.8 Vdc power supply. 6 AMPS constant, 8 amps surge. Features 100% solid state construction, fuse protection, LED indicator and automatic cutoff short protection.

**\$44.00** each CAT# DVP-612

## VIDEO/RF MODULATOR


Originally made for use with the Commodore computer, these good quality video modulators were probably originally designed for 9 Vdc use, but they operate well on 6-12 Vdc. They accept color video and audio, and a selector switch is provided for output to channel 3 or 4. Easy to hook-up. Requires a 6-12 Vdc power supply or wall transformer and a connector to interface with your audio/video source. Output is an RCA jack. Hook-up instructions included. 3" X 1.47" X 0.75". CAT# AVMOD-3



**\$5.00** each

## 4 Digit Alphanumeric Intelligent Display

Siemens # DL-2416T. End-stackable, four digit display module with built-in CMOS memory decoder/driver. High contrast, 0.160" high magnified red characters. Direct access to each digit independently and asynchronously. ASCII format. 5 volt logic, TTL compatible. Module size: 1" X 0.8" X 0.25" Includes specs and instructions.



CAT# DL-2416T **\$4.95** each

## (USED) "HI-8" VIDEO CASSETTE

### 8 mm Video Camcorder Users!

We have a new supply of these popular T-120 (120 minute) Hi-8 video cassettes. These are top quality, metal oxide cassettes that were used for a short time, then bulk-erased. Each cassette has its own plastic storage box. New, they would sell for considerably more than we're asking.



**\$3.00** each **10 for \$28.00** CAT# VCU-8


## SOLID STATE DIP RELAY

International Rectifier # DP61K "Chipswitch" SPST normally open solid state relay in DIP configuration. AC Load: 300 ma., 20-280 Vac DC Input (turn on): 5 to 25 ma. The DC input can be any voltage as long as the current is maintained between 5 and 25ma. Use a dropping resistor to do this. LARGE QUANTITIES AVAILABLE.



CAT# SSRLY-03 **\$1.50** each **25 for \$31.25**

## Make PC Boards in Minutes...



Prototypers, developers and hobbyists can now make PC boards direct from CAD, PCB layout systems or magazines

using a photocopier, or laser printer. Techniks Inc's new "Press-n-Peel" copy paper allows you to photocopy PC artwork and iron it onto copper-clad board. It can then be chemically etched in the usual fashion. The process is so easy and fast you won't believe it.

Five 8 1/2" X 11" sheets and instructions.

CAT# TEK-5 **\$9.95** per pack

Call Or Write For A Free 64 Page Catalog

Outside the U.S.A. send \$2.00 postage.

ORDER TOLL FREE **1-800-826-5432**

MAIL ORDERS TO:  
ALL ELECTRONICS CORP  
P.O. Box 567  
Van Nuys, CA 91408

INFO (818) **904-0524**  
FAX (818) **781-2653**

DISCOVER

VISA

MasterCard

Minimum Order \$10.00 - All Orders Can Be Charged To Visa, Mastercard Or Discover Card - Checks and Money Orders Accepted By Mail - California, Add Sales Tax - No C.O.D. - Shipping And Handling \$4.00 for the 48 Continental United States - All Others Including Alaska, Hawaii, P.R. And Canada Must Pay Full Shipping - Quantities Limited - Prices Subject to change without notice.

CIRCLE 28 ON FREE INFORMATION CARD

www.americanradiohistory.com



# ALFA ELECTRONICS

HIGH QUALITY TEST EQUIPMENT  
BEST PRICE



**DMM 2360**  
**\$119.95**

**DMM + LCR Meter**  
**Most Versatile DMM**

Inductance: 1 $\mu$ H-40H  
Capacitance: 1pF-40 $\mu$ F  
Frequency: 1Hz - 4MHz  
Temperature: -40 - 302 °F  
TTL Logic Test: 20MHz  
Diode, Continuity  
Volt, Amp, Ohm  
3999 count display  
Peak Hold  
Auto power off  
Ruggedized case.  
Rubber Holster \$8.00



**DMM 175A \$67.95**

**DMM with 20 MHz**  
**Frequency Counter**  
**Most Popular DMM**

Freq. Counter 1Hz-20MHz  
DCV 0.1mV-1000V  
ACV 0.1 mV-750V  
ACA/DCA 0.1 $\mu$ A-10A  
Resistance 0.1 $\Omega$ -2000M $\Omega$   
Capacitance 1pF-20 $\mu$ F  
TTL Logic test 20 MHz  
Transistor HFE test  
Diode test, LED test  
3 1/2 digit display  
10 M $\Omega$  impedance  
Soft case \$3.00, deluxe case \$5.00



**Fluke Multimeter**

Fluke 12 \$79.95  
Holster C-10 \$10  
Fluke 70 II \$65  
Fluke 73 II \$90  
Fluke 75 II \$127  
Holster C-70 \$15  
Fluke 77 II \$147  
Fluke 79 II \$167  
Fluke 29 II \$167

Fluke 83 \$225  
Fluke 85 \$259  
Fluke 87 True RMS \$265

Fluke 97 Scope Meter \$1750



**LCR Meter 814**  
**\$199.95**

**The Best Handheld**  
**LCR**

Inductance: 0.1 $\mu$ H-200H  
Capacitance: 0.1pF-20,000 $\mu$ F  
Resistance: 1m $\Omega$ -20M $\Omega$   
1% basic accuracy  
Dissipation factor indicates leakage in capacitor and Q factor in inductor  
Zero adjustment to reduce parasitics from test fixture  
Best for high frequency RF and surface mount components.  
SMD and chip component test probe \$25.00, Deluxe carrying case \$5.00



**LCR Meter 195**  
**\$119.95**

**Very Popular LCR**


Inductance: 1 $\mu$ H-200H  
Capacitance: 0.1pF-200  $\mu$ F  
Resistance: 0.01 $\Omega$ -20M $\Omega$   
Basic accuracy: R:1%, C:2%, L:3%  
Test frequency 1 kHz  
Soft carrying case \$3.00  
Deluxe case \$5.00



**Capacitance Meter**  
**7705 \$57.95**

0.1 pF-20,000 $\mu$ F in 9 ranges  
0.5% basic accuracy  
Zero adjustment  $\pm$  20pF to compensate parasitics from test fixture

Also Available:  
Heavy duty DMM, AC/DC clamp meter, Thermometer, Light meter pH meter, High voltage probe Digital caliper, Anemometer Electronic scale, Force gauge Tachometer, Humidity & EMF adapter, Sound level meter Frequency counter, SWR/field strength/power meter, Dip meter




**20 MHz Oscilloscope with Delay**  
**Sweep PS-205 \$429.95**

Dual Trace, Component test, 6" CRT, X-Y Operation, TV Sync, Z Modulation, CH2 Output, Graticule Illum, 2 probes each has x1, x10 switch. Best price with delay sweep.  
PS-200 20 MHz DUAL TRACE \$339.95  
PS-400 40 MHz DUAL TRACE \$494.95  
PS-405 40 MHz DELAY SWEEP \$569.95  
PS-605 60 MHz DELAY SWEEP \$769.95


**20 MHz Digital Storage**  
**Oscilloscope DS-203 \$729.95**

Switchable between digital and analog modes  
2 K word per channel storage  
Sampling rate: 10 M sample /sec  
8 bit vertical resolution (25 Level/div)  
Expanded Timebase 10ms/div - 0.5 s/div  
Refresh, Roll, Save all, Save CH2, Pre-Trig  
Plotter Control



**DC Power Supply**  
**PS-303 \$159.00**

**0-30 VDC, 0-3A output**  
0.02% + 2mV line regulation  
0.02% + 3mV load regulation  
1 mVrms noise and ripple  
Short circuit and overload protected  
PS-8200 with digital voltmeter \$179.00  
Also available: 30V/5A, 60V/3A, 60V/5A  
16V/10A, 30V/10A



**DC Power Supply Triple Output**  
**PS-8200 \$499.95**

Two 0-30 VDC, 0-3A outputs  
One fixed 5VDC, 3A output  
Capable of independent or tracking operation  
Constant voltage and constant current mode  
Four digital meters for volt and current display  
Excellent regulation and low ripple  
Short circuit and overload protected  
Also available: 30V/5A triple output \$549.95  
60V/5A dual tracking \$749.95



**RF SIGNAL**  
**GENERATOR**  
**SG-4160B \$119.00**

100 kHz-150MHz sinewave in 6 ranges  
RF Output 100mVrms to 35 MHz  
Internal 1kHz, External 50Hz-20kHz  
AM modulation  
Audio output 1 kHz, 1 Vrms

**AUDIO GENERATOR**  
**AG-2601A \$119.00**

10Hz - 1MHz in 5 ranges  
Output: 0-8Vrms sinewave  
0-10Vp-p squarewave  
Synchronization:  $\pm$ 3% of oscillation frequency per Vrms  
Output distortion:  
0.05% 500Hz - 50kHz  
0.5% 50Hz - 500kHz  
Output Impedance: 600 ohm

**FUNCTION GENERATOR**  
**FG-2100A \$169.95**

0.2 Hz - 2 MHz in 7 ranges  
Sine, square, triangle, pulse and ramp  
Output: 5mV-20Vp-p  
1% distortion, DC offset  $\pm$  10V  
VCF: 0-10V control frequency to 1000

**FUNCTION GEN/COUNTER**  
**FG-2102AD \$229.95**

Generates signal same as FG-2100A  
Frequency counter 4 digits  
Feature TTL and CMOS output

**SWEEP FUNCTION**  
**GEN./COUNTER \$329.95**

0.5Hz to 5 MHz in 7 ranges  
Sweep: Linear 10:1, Log 10:1 20ms to 2s  
AM Modulation  
Gated Burst, Voltage Control Generator  
Generator Control Voltage & 6 digit counter  
1Hz-10MHz for internal & external sources



**RF SIGNAL**  
**GEN./COUNTER**  
**SG-4162 AD \$229.95**

Generates RF signal same as SG-4160B  
Frequency counter 1Hz - 150 MHz for internal and external source  
Sensitivity <50mV

**AUDIO**  
**GEN./COUNTER**  
**AG-2603AD \$229.95**

Generates audio signal same as AG-2601A  
Frequency counter 1Hz-150MHz for internal and external sources  
Sensitivity <50mV

**ALFA ELECTRONICS**

741 Alexander Rd., Princeton, NJ 08540

(800) 526-2532/(609) 520-2002

FAX: (609) 520-2007

Visa, Master Card, American Express, COD, Purchase Order Welcome

15 DAY MONEY BACK GUARANTEE. 1 YEAR WARRANTY

CALL OR WRITE FOR FREE CATALOG AND BEST OFFER.

CIRCLE 26 ON FREE INFORMATION CARD

www.americanradiohistory.com





**DON'T GET  
SPIKED  
BY  
HIGH CABLE  
RENTAL FEES!**



**IT'S TIME TO OWN YOUR CABLE TV  
DESCRAMBLERS &  
CONVERTERS**

**JERROLD, SCIENTIFIC ATLANTA, ZENITH, PIONEER, TOCOM, OAK, HAMLIN, EAGLE**

**FOR A FREE CATALOG OR QUESTIONS CALL TOLL FREE**

**1-800-729-1776**

**30 DAY  
NO-RISK  
TRIAL PERIOD**

**TKA  
ELECTRONICS**

**ONE YEAR  
WARRANTY  
IN WRITING**

**7914 WEST DODGE ROAD #334 OMAHA, NE 68137**

CIRCLE 129 ON FREE INFORMATION CARD

www.americanradiohistory.com

**PCBoards**

## PCB Artwork Made Easy!

PRINTED CIRCUIT DESIGN SOFTWARE  
for

### Layout - Autorouting - Schematic

- Supports all Video Modes including Super VGA
- Copper Flooding for Building Ground Areas
- Gerber and Excellon Output
- Mirror Imaging for Laser Printer Output
- Autorouter and Schematic Programs
- Circuit Simulation Software Available
- **NEW! - WINDOWS** ™ Versions
- **FREE** - Heat Transfer Film with Order

Download Demos from 24hr BBS (205)933-2954

**PCBoards Layout Only \$99**

**Windows** ™ Layout starts at **\$149**

Call or Write for Full Product Line, Prices & Demo Packages

**PCBoards**  
2110 14th Ave. South  
Birmingham, AL 35205

(800)473-7227  
Fax (205)933-2954  
Phone (205)933-1122

## **NOW!** A QUALITY SATELLITE SCPC AUDIO RECEIVER

AT AN AFFORDABLE PRICE



### UNIVERSAL SCPC-100 AUDIO RECEIVER

#### SPECIFICATIONS

STABLE, MICROPROCESSOR CONTROLLED TUNING. • 50 CHANNEL MEMORY RECALL. • COMPATIBLE WITH 950-1450 BLOCK SYSTEMS. • 3 MINUTE HOOK-UP. • LARGE L.E.D. TUNING SCALE. • RECEIVES CAND KUBAND SCPC. • DOES NOT DISABLE VIDEO WHEN IN USE.

#### SERVICES ON SCPC

HUNDREDS OF QUALITY SCPC CHANNELS ON SATELLITES - SPORTS - AP - UPI - RADIO NETS - HOME TOWN SPORTS & RADIO - RACING - TALK SHOWS - CLASSICAL, ROCK & JAZZ - RADIO STATIONS - FINANCIAL NEWS AND MORE.

INTRODUCTORY PRICE \$439 + S&H

TO ORDER CALL: 1 - 800 - 241-8171

### UNIVERSAL ELECTRONICS, INC.

4555 GROVES RD., SUITE 13, COLUMBUS, OH 43232  
(614) 866-4605 FAX (614) 866-1201

## CELLULAR SOFTWARE

Change ESN and NAM info on these cellular phones:

- ◆ MOTOROLA
- ◆ MITSUBISHI
- ◆ PANASONIC
- ◆ NEC

*No soldering! Software comes with cabling diagrams to connect your phone to your PC! Only \$495.00 for the complete package!*

### CELLULAR PRESS

421 N. RODEO DRIVE #15318 • BEVERLY HILLS, CA 90210

PHONE: 310-289-2174 FAX on demand: 1-800-438-4511

Call from your fax handset and follow the voice prompts to receive complete technical specifications!

*Sold for educational purposes only*



# AMAZING Electronic and Scientific Products

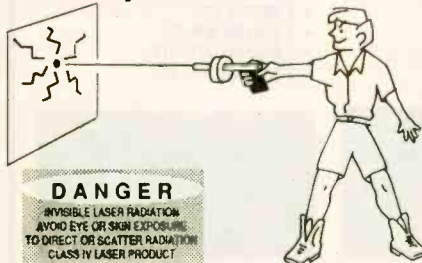
## Mystery Levitating Device!



**Remember War of the World?** Objects float in air and move to the touch. Defies gravity, amazing gift, conversation piece, magic trick or great science project.

ANT1K Easy to Assemble Kit / Plans ..... \$19.50

## Laser Gun



**DANGER**  
INVISIBLE LASER RADIATION  
AVOID EYE OR SKIN EXPOSURE  
TO DIRECT OR SCATTER RADIATION  
CLASS IV LASER PRODUCT

Advanced project produces a burst of light energy capable of burning holes in most materials. Hand-held device uses rechargeable batteries. 500 joules of flash energy excite either a neodymium glass, yag or other suitable 3" laser rod. This is a dangerous CLASS IV project (individual parts/assemblies available).

LAGUN1 Plans ..... \$20.00  
LAGUN1K Kit / Plans ..... Price on Request

## Extended Play Telephone Recording System



READY TO USE! Automatically controls and records on our X-4 extended play recorder, taping both sides of a telephone conversation. Intended for order entry verification. Check your local laws as some states may require an alerting beeper.

TAP20X Ready to Use System ..... \$129.50



## Shocker Force Field / Vehicle Electrifier

Neat little device allows you to make hand and shock balls, shock wands and electrify objects, charge capacitors. Great payback for those wise guys who have wronged you!

SHK1KM Easy to Assemble Electronic Kit ..... \$24.50



## Blaster Pulser

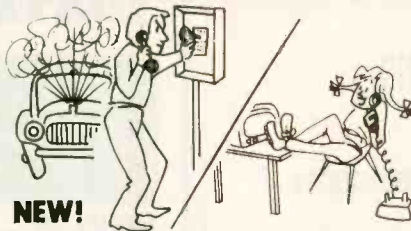
Pocket-sized wand produces 100,000 watts of power for personal defense, field and lab use, etc. BLS3 Plans ..... \$10.00  
BLS3K Kit / Plans ..... \$69.50

## Homing / Tracking Transmitter

Beeper device, 3 mile range.  
HOD1 Plans ..... \$10.00 HOD1K Kit / Plans ..... \$49.50

## Listen Through Walls, Floors

Highly sensitive stethoscope mike.  
STETH1 Plans ..... \$8.00 STETH1K Kit/Plans ..... \$44.50



**NEW!**

## Telephone Line Grabber / Room Monitor

**ALL NEW! The Ultimate in Home or Office Security & Safety!** Simple to Use! Call your home or office phone, push a secret tone on your telephone keypad to access either: A. On premises sounds and voices; or B. Existing telephone conversation with break in capability for emergency messages. CAUTION: Before assembly or use, check legalities with your state Attorney General's office as you may require "beepers" or other 3rd party alerts.

TELEGRAB1 Plans Only ..... \$10.00  
TELEGRAB1K Kit / Plans ..... \$99.50

## Ultrasonic Blaster

Laboratory source of acoustical shock waves. Blow holes in metal, produce "cold" steam, atomize liquids. Many cleaning uses for PC boards, jewelry, coins, small parts, etc.

ULB1 Plans ..... \$10.00 ULB1K Kit/Plans ..... \$69.50

## 100,000V Intimidator / Shock Wand Module

Build an electrical device that is effective up to 20 feet. May be enclosed for handheld, portable field or laboratory applications.

ITM2KM Easy-to-Assemble Electronics Kit ..... \$49.50

ITM2 Plans only, credit-able to kit ..... \$10.00



## Ion Ray Gun

Projects charged ions that induce shocks in people and objects without any connection! Great science project as well as a high tech party prank. IOG3 Plans ..... \$8.00


IOG3K Kit/Plans ..... \$69.50

## Invisible Pain Field Generator

Shirt pocket size electronic device produces time variant complex shock waves of intense directional acoustic energy, capable of warding off aggressive animals, etc.

IPG7 Plans ..... \$8.00 IPG7K Kit/Plans ..... \$49.50  
IPG70 Assembled ..... \$74.50

## SUPER GIANT SMOKE ASSORTMENT



**SPECIAL INTRODUCTORY OFFER! WOW!** Over 500 items - the largest smoke assortment we have! Each super giant assortment contains at least 500 pieces - enough to last you a long time. All this at a special price - less than 12 cents per item. Guaranteed value at least 50 percent more than you pay! SMOKE 25 ..... \$59.50



## TV & FM Joker / Jammer

Shirt pocket device allows you to totally control and remotely disrupt TV or radio reception. Great gag to play on family or friends. Discretion required. EJK1KM Easy to Assemble Electronic Kit ..... \$24.50

## Visible Beam Laser

High brightness red HeNe laser visible for miles. Produce your own light show! Projects a visible beam of red lite clearly visible in most circumstances. Can be used to intimidate by projection of a red dot on target subject. Also may be used to "listen in" using our laser window bounce method #LLIS1 below. Easy to build module makes A working visible laser!

LAS1KM Kit w/1mw Laser Tube, Class II ..... \$69.50  
LAS3KM Kit w/2.5mw Laser Tube, Class IIA ..... \$99.50



## "Laser Bounce" Listener System

Allows you to hear sounds from an area via a lite beam reflected from a window or other similar objects. System uses our ready-to-use LATR1 Laser Terminator gun site as the transmitter. The receiver section is supplied as an easy-to-build kit, including our cushioned HS10 headsets. LLIS2 Plans ..... \$20.00

LLIS1K Kit of Both Transmitter and Receiver ..... \$199.50  
LLIS20 Assemble with Laser Gun Site ..... \$299.50

## 5mw Visible Red Pocket Laser

Utilizes our touch power control!  
VRL5KMX Kit / Plans ..... \$119.50



## Whirly Wheels!

Fantastic ALL NEW pinwheel effect for auto, motorcycle, bicycle, etc. Use one per wheel. SIMPLE TO USE! LWMIRLY ..... \$9.50

## Pocket Sized Night Viewer

Uses Low Level Starlight to See in the Dark!

- Low Cost
- Ultra-Hi Lite Amplification!
- Auto Brightness Control
- Limited Amount Available
- Made in USA • Night surveillance • Animal studies, etc.

Can be used to fly an airplane or drive a car!

PKV7 Plans ..... \$15.00  
PKV7K Easy to Assemble Kit ..... \$1,295.00  
PKV70 Ready to Use ..... \$1,595.00

## 3 Mile FM Wireless Microphone



Subminiature! Crystal clear, ultra sensitive pickup transmits voices and sounds to FM radio. Excellent for security, monitoring of children or invalids. Become the neighborhood disk jockey, or go "under cover" using our sunglasses FM radio (see catalog). FMV1 Plans ..... \$7.00  
FMV1K Kit and Plans ..... \$39.50  
SUGL10 Sunglasses with built in FM Radio ..... \$29.50

## Telephone Transmitter - 3 Mi

Automatically transmits both sides of a telephone conversation to an FM radio. • Tunable Frequency • Undetectable on Phone • Easy to Build and Use • Up to 3 Mile Range • Only transmits during phone use.  
VWPM7 Plans ..... \$7.00  
VWPM7K Kit/Plans ..... \$39.50

**INFORMATION UNLIMITED**

Dept PEM14, Box 716, Amherst, NH 03031  
Phone: 603-673-4730 FAX 603-672-5406

MC, VISA, COD, Checks accepted Please add \$5.00 Shipping & Handling

**CATALOG**  
With many more items!  
Free with Order or send \$1 P&H

Order by Mail or by 24 Hour Orders-Only Phone  
**800-221-1705**







# LIGHTS OUT!!

## OPTOELECTRONICS turn out the lights on LED Counters...

...with the new 10 digit LCD MiniCounter.  
More PERFORMANCE  
In a SMALLER package

- 1 MHz - 2.8GHz Frequency Range
- Direct Count Range From 1MHz to 250MHz with 1Hz/Sec high resolution display.
- Prescaled Range from 10MHz to 2.8GHz for virtually all two way communications
- Select up to 6 Gate/Measurement Periods
- 10MHz Industry Standard Time Base
- Ultra Compact - true pocket size
- Maximized sensitivity for picking up radio transmissions from the greatest distance
- Display Hold Switch Locks current Measurement

Introductory Price  
**\$129.00**  
MADE IN THE USA



The New Model 3300 MiniCounter breaks the LED counter tradition. From our first Model FC50 (1976) to our latest Model 2300, we have always had quality LED counters. But LEDs are power hungry, failure prone and unreadable in sun light. So the LED counter has now gone the way of the LED wristwatch—replaced by LCD. The LCD advantages include lower power, better reliability, smaller package, more information displayed and better viewing characteristics.

**ACTUAL SIZE!**  
(Actual Size Hand!)

**Model M1 & 3000A Hottest on the Market with:**  
Digital Filtering for the fastest method to reduce false counts—no loss of sensitivity & Digital Auto Capture that auto holds and stores - working even near strong RF fields!

- 3000A-Multifunction HandiCounter<sup>®</sup>
  - 15 gate times selectable • 7 hrs. Batt. life
- M1-Full Range HandiCounter<sup>®</sup>
  - 10 Gate times • 6 hrs. Battery life

Both offer:

- OE10 Ultra Fast & Reliable Counter IC
- Standard Backlit 10 digit LCD Display
- 16 Segment Signal Strength Bargraph
- 3 Data Storage Registers
- 1.3% of a second Measurement Rate
- 1Hz Resolution in 1 Sec. up to 250MHz
- 2 Wire Serial Output for Data Logging

3000A .....\$329.  
M1 .....\$229.



# OPTOELECTRONICS

**TOLL FREE ORDER LINE**  
**1-800-327-5912**

305-771-2050 • FAX 305-771-2052  
5821 NE 14th Ave, Ft. Laud., FL 33334  
5% Ship/Handling (Min \$5 & Max \$10) U.S. & Canada.  
15% outside continental U.S.  
Visa, Master Card, C.O.D., Cash or Money Order only.

CIRCLE 144 ON FREE INFORMATION CARD

# Electronics made Easy "Learn by Seeing"



**Complete Course in Basic Electronics**  
Includes 6 one hour videos and 6 workbooks.  
Everything you need to learn basic electronics. You will learn about Direct Current, Alternating Current, Semiconductor devices, Power supplies, Amplifiers, and Oscillators. These videos are **100% computer animated**, they make learning electronics easy and fun. Don't waste any more of your valuable time reading and re-reading the same material to try and understand these simple concepts when you can **"see it happen."** These videos will ... teach you more in less time ... allow you to learn at your own pace ... help you remember more of what you learn ... give you years of quality use ... become a valuable source of reference material ... make your understanding of electronics more complete ... and help you build your future today. **Your future is too important to gamble with, so order your course in Basic Electronics Today.**

**Call Now ...** ask about these and our other popular UCANDO videos. These videos are currently being used by Tech-Schools, CET's, Military branches, Ham Operators, Industries, and are sold in six foreign countries. After you have seen your first UCANDO video you will understand why ... **"UCANDO is Changing The Way The World Learns Electronics"**.

- Part 1 DC ..... \$49.95
- Part 2 AC ..... \$49.95
- Part 3 Semiconductors .... \$49.95
- Part 4 Power Supplies ..... \$49.95
- Part 5 Amplifiers ..... \$49.95
- Part 6 Oscillators ..... \$49.95

**SAVE ... buy all six for only \$280**

**Call toll free 1-800-678-6113**

CIRCLE 136 ON FREE INFORMATION CARD



# CABLE TV Converters & Descramblers

Compatible with  
**Jerrold, Scientific Atlanta,  
Pioneer, Oak, & Hamlin  
Equipment**

**BRAND NEW!**

**90-DAY GUARANTEE**

**LOWEST PRICES**

*Volume Control & Parental Lockout Available*


**Greenleaf Electronics**

**1-800-742-2567**

**NO ILLINOIS SALES**

It is not the intent of Greenleaf Electronics to defraud any pay television operator and we will not assist any company or individual in doing the same.

## Learn COMPUTERS MICROPROCESSORS AND PROGRAMMING with the AES-10 trainer



This microboard has the most advanced features available, yet is easy to use and understand by beginners. You get a learning system that is also a fully functioning embedded industrial controller with 20 key input - 2 line liquid crystal display - Intel 8052 PLCC microprocessor - 64K bytes of memory - digital and analog inputs and outputs - built in logic probe - battery or 9v converter powered - and two RS232 ports. The AES - 10 operates as a stand-alone system, or connect it to your PC for high-level-language programming. Learn by doing. Machine language-Assembly language-Full Basic. Clear texts give details about how the microcontroller/computer works. Shown in easy to follow style; hex and binary numbers, digital and analog electronics, and the three levels of programming. Fully built.

**EACH LEARNING SYSTEM INCLUDES:**

Microboard, manuals, primer textbook, assembler, PC connector cable, software and examples. Everything you need. \$269 Complete. *Free brochure.*

**Advanced Educational Systems**

1407 N. Batavia St. #220 • Orange, CA 92667

**1-800-730-3232**



# PRICES YOU CAN'T BEAT!

IMMEDIATE SHIPMENT FROM STOCK • SATISFACTION GUARANTEED

## SOUTHPAW ELECTRONICS

Serving The Electronics Industry For Over 50 Years



### CAPACITORS

#### Dipped Solid Tantalum

MFD	VOLT	Price
22	35	.12 ea.
.47	35	.12 ea.
1.0	35	.18 ea.
2.2	35	.17 ea.
3.3	20	.17 ea.
4.7	35	.24 ea.
6.8	35	.38 ea.
10	16	.28 ea.
10	25	.35 ea.
10	35	.45 ea.
15	16	.25 ea.
22	10	.20 ea.
22	16	.32 ea.
22	25	.45 ea.
33	16	.30 ea.
47	10	.38 ea.
68	6.3	.50 ea.
82	6.3	.50 ea.
100	6.3/10	.75 ea.
150	6.3	1.50 ea.

Minimum 10 Pieces Per Type

#### Nichicon - Snap-In Lytic

220MFD 160VDC  
(22x30mm) \$.60ea  
220MFD 400VDC  
(25x50mm) \$1.50ea  
470MFD 200VDC  
(35x30mm) \$1.75ea  
10,000MFD 25VDC  
(30x31mm) \$2.25ea



### I.C. SOCKETS

#### Gold Machine Pin



	Each	10/Lot
8 Pin	\$ .24	\$ 2.00
14 Pin	\$ .42	\$ 3.50
16 Pin	\$ .48	\$ 4.00
18 Pin	\$ .54	\$ 4.50
20 Pin	\$ .60	\$ 5.00
22 Pin	\$ .66	\$ 5.50
24 Pin	\$ .72	\$ 6.00
28 Pin	\$ .84	\$ 7.20
40 Pin	\$ 1.00	\$ 8.50
48 Pin	\$ 1.35	\$ 11.00

### COAX CABLE 50Ω TEFLON DIELECTRIC

Type RG178B/U100' - \$20/1000' - \$145

### LED Kit - "Super Value"

All Colors - All Sizes

Kit #100 100 assld. \$ 4.99/Kit  
Kit #500 500 assld. \$18.00/Kit

### Hobbyist Special



#### Display Assortment

Contains

Half - Single - Dual Digit Units  
Common Cathode/Anode  
Reds & Greens

25 pc. asst \$9.95

### G.E. VOLT-PAC VARIAC

(Variable Transformer)



Input: 120VAC/60Hz  
Output: 0 - 60VAC @ 5.0 Amp  
Model #9T92A1515  
Dial Plate Not Included  
\$19.95 each

### TRANSFORMER

#### Power X'fmer


General Purpose  
American Mfg.  
Primary: 115V 60Hz  
Secondary:

#1 5VAC @ 4.0 Amp  
#2 24VAC @ 4.0 Amp  
3-1/2" Mounting Centers  
2-1/2" H x 3" L x 1" W

Special \$5.75ea

### POWER SUPPLY

#### 230 Watt Cherokee Switching Power Supply



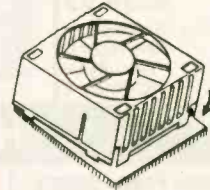
Outputs:

+5V @ 8 Amp, +12V @ 2 Amp  
-12V @ 1.5 Amp, 25.5V @ 3Amp  
+18V @ 2 Amp, -18V @ .2 Amp  
Size: L 9.5" x W 4.5" x H 1.75"  
\$29.95 each

### NEW • SPECIAL

#### 486 SUPER COOLER FAN SYSTEM

Snap on mount — no tools required!  
Spring loaded heat sink —  
assures maximum heat transfer!  
Powerful 5500 RPM 12 VDC Fan  
Dual power plugs — fits all PC's  
Individually boxed



\$19.95 each

### PLUG-IN WALL TRANSFORMERS

	Each	10/Lot
5.6 VAC @ 200 MA	T.I. \$ .95	\$ 8.00
9.0 VDC @ 450 MA	G.E. \$3.25	\$30.00
12 VDC @ 100 MA	Pana. \$1.25	\$10.00
14 VDC @ 450 MA	G.E. \$2.50	\$22.00
14 VDC @ 700 MA	G.E. \$3.25	\$30.00
* 18 VAC @ 1.35 A	T.I. \$4.50	\$40.00
28.5 VAC @ 150 MA	Import \$4.50	\$40.00
18 VAC @ 2.2 AMP	Import \$2.75	\$25.00
20 VAC @ 700 MA		

\* Table Top Model/2 Secondaries

### LED's

Standard Jumbo 5MM or 3MM  
Red \$ .06 ea. 20 piece  
Yellow \$ .07 ea. minimum  
Green \$ .07 ea. perjitem

### SOLDER

Kester 60/40  
Rosin Core Solder  
1 lb. Rolls  
\$5.99 each



### COOLING FANS



	Each	10/Lot
115 VAC 4.7"	\$5.75	\$55.00
12 VDC 4.7"	\$4.75	\$45.00
24 VDC 4.7"	\$3.75	\$35.00
12 VDC 3.5"	\$4.25	\$40.00
24 VDC 3.5"	\$3.75	\$32.00
12 VDC 2.25"	\$4.25	\$40.00
24VDC 2.25"	\$3.75	\$32.00
12 VDC 1 5/8"	\$4.25	\$40.00

### AUTO ADAPTERS

#### Standard 12V Auto Lighter Adapters

18/2 Cable  
4' Long  
Stripped/Tinned  
\$1.20 each 10 Lot/\$1.00 each

With 4 Amp Fuse  
No Case  
\$1.50 each 10 Lot/\$1.25 each

### ELECTRICAL TAPE

Black Electrical Tape  
3/4" x 60"  
PVC, Made In USA  
\$.75 per roll



### Standard G.P. Rectifier

IN4004 1A 400V	\$3.00/100
IN4006 1A 800V	\$4.00/100
IN4007 1A 1000V	\$6.00/100

### QUARTZ CRYSTALS HC-18

3.579545 MHz	
4.000 MHz	
4.434 MHz	
10.738635 MHz	
17.000 MHz	
18.000 MHz	
24.000 MHz	
36.000 MHz	
48.000 MHz	

\$ .75 Ea.  
10/\$6.00

# ORDER TOLL-FREE 1-800-851-8870

FREE CATALOG & INFORMATION (516) 352-7070 • FAX (516) 775-5091

Minimum Order \$25.00 • VISA - MasterCard • Checks & Money Orders On Mail Orders • Open Account Available To Qualified Firms  
No COD • NY, NJ, CT Orders Add Sales Tax • Shipping & Handling \$4.75 For Continental U.S. - All Others Pay Full Shipping Charges  
Prices Subject To Change Without Notice • Quantities Limited On Some Items • Call/Write For FULL-LINE CATALOG & Quantity Pricing



Mail Orders To: SOUTHPAW ELECTRONICS, PO Box 886, New Hyde Park, NY 11040-0311

CIRCLE 127 ON FREE INFORMATION CARD

www.americanradiohistory.com



**CALL TOLL FREE**  
 1-800-292-7711  
 1-800-445-3201 (Can.)

# TEST EQUIPMENT AT DISCOUNT PRICES

**LOWEST  
 PRICES  
 GUARANTEED**

## DIGITAL METERS



**Dual-Display  
 LCR Meter  
 w/ Stat Functions  
 B+K 878  
**\$239.95****  
 Auto / Manual Range  
 Many Features  
 with Q Factor  
 High Accuracy



**Digital Multimeter  
 w/ Inductance  
 & Capacitance  
**\$75.00****  
 LCM-1850  
 Ten Functions  
*by Elenco*



**Digital Capacitance Meter  
 CM-1550B  
**\$58.95****  
 9 Ranges  
 .1pF-20,000uF  
 .5% basic accy.  
 Zero control w/ Case  
 Big 1" Display  
*by Elenco*



**Digital  
 Multimeter  
 DVM-638  
**\$39.95****  
 11 Functions with  
 Case

**Fluke Multimeters**  
 Model 12 ..... \$84.95  
 Model 7011 ..... \$67.50  
 Model 7711 ..... \$149.00  
 Model 7911 ..... \$169.00  
 Model 87 ..... \$289.00  
 Model 93 ..... \$1,225.00  
 Model 97 ..... \$1,795.00  
 All Models Available - Call

## HIGH QUALITY POWER SUPPLIES



**High Current Power Supply  
 Spectrum  
 by Elenco  
 2.5 - 15VDC  
 or 13.8VDC**  
 Fully regulated, Short circuit protected  
 Voltage/Current Analog Meters  
 SPL-010 **\$139** SPL-020 **\$199**  
 0-10A 0-20A



**12A DC Power Supply  
 B+K 1686  
**\$169.95****  
 3-14V @ 12A  
 Fully regulated & protected  
 Separate Volt & Current Meters  
 Current Limiting, Low Ripple



**Quad Power Supply XP-580  
**\$79.95****  
 2-20V @ 2A  
 12V @ 1A  
 5V @ 3A  
 .5V @ .5A  
 Fully regulated & short  
 circuit protected  
 Made in USA by Elenco



**Triple Power Supply XP-620  
 Assembled \$75  
 Kit \$49.95**  
 2 to 15V @ 1A,  
 2 to 15V @ 1A  
 (or 4 to 30V @ 1A)  
 and 5V @ 3A  
 Made in USA by Elenco  
 All the desired features for doing experiments.  
 Features short circuit protection, all supplies.

## GENERATORS & VIDEO PRODUCTS



**Function Generator  
 Blox  
 #9600  
 by Elenco  
**\$28.95****  
 Provides sine, triangle, square wave  
 from 1Hz to 1MHz  
 AM or FM capability  
 Kit **\$26.95**



**Color Convergence Generator  
 Elenco SG-250  
**\$89.95****  
 Kit **\$69.95**  
 Finest in the industry  
 10 rock steady patterns  
 RF & Video output



**Wide Band Signal  
 Generators  
 Elenco  
 SG-9000  
**\$129****  
 RF Freq 100K-450MHz AM Modulation  
 of 1KHz Variable RF output  
 SG-9500 w/ Digital Display &  
 150MHz built-in counter **\$239**



**Sweep/Function Generator  
 with Freq. Counter  
**\$239****  
 Elenco GF-8026  
 Int/Ext Operation,  
 Sine, Square, Triangle, Pulse,  
 Ramp, .2 to 2MHz, Freq Counter .1-10MHz

## EDUCATIONAL KITS - FUN & EASY TO BUILD



**Robotic Arm Kit  
 Model Y-01 **\$48.95****  
 Teaches basics of robotics. Arm  
 grabs & releases, lifts & lowers, &  
 pivots from side to side



**Digital Multimeter Kit  
 with Training Course  
 Elenco  
 M-2665K  
**\$49.95****  
 Fun & Easy  
 to Build  
 Ideal School Project  
 Full Function  
 34 Ranges  
 Includes  
 Capacitance, Transistor/Diode Testing  
 20Amp AC/DC, Extra Large Display  
 M-2661 (assembled) **\$54.95**



**Multi-Function Counter  
 Elenco  
 F-1200  
 1.2GHz  
**\$229****  
 Measures Frequency, Period, Totalizer  
 8 LED digits, Crystals Oven Oscillator  
 .5ppm Accuracy

**AM/FM Transistor  
 Radio Kit  
 with 52 page Training Course  
 Elenco AM/FM 108  
**\$27.95****  
 14 Transistors ♦ 5 Diodes  
 Easy to build because  
 schematic is  
 printed right on the PCB  
 Makes a great school project  
 Model AM 550 AM Only **\$18.95**



**Learn to Build and Program  
 Computers with this Kit  
 Includes: All Parts,  
 Assembly and  
 Lesson Manual**  
 Elenco  
 MM-8000  
**\$129.00**  
 Starting from scratch you build a complete system.  
 Our Micro-Master trainer teaches you to write into  
 RAMs, ROMs and run a 8085 microprocessor, which  
 uses similar machine language as IBM PC.

**XK-500 Digital / Analog Trainer**  
 A complete mini-lab for building, testing, prototyping analog and digital circuits  
 Elenco's Digital/Analog Trainer is specially designed for school projects, with 5 built-in power  
 supplies. Includes a function generator with continuously variable, sine, triangular, square wave  
 forms. All power supplies are regulated and protected against shorts.  
**\$159.95 Assembled \$129.95 Kit**

- Power Supplies**
- Variable Power Supply
  - +1.25 to 20VDC @ 5 Amp (+1.25 to 15VDC @ 1 Amp)
  - -1.25 to -20VDC @ 5 Amp (-1.25 to -15VDC @ 1 Amp)
  - +12VDC @ 1 Amp
  - -12VDC @ 1 Amp
  - +5VDC @ 1 Amp
  - 30VAC Center tapped @ 15VAC at 1 Amp

- Analog - Section**
- Function Generator Sine, Triangular, Square wave forms
  - Frequency adjustable in five ranges from 1 to 100KHz
  - Fine frequency adjust
  - Amplitude adjust
  - DC offset
  - Modulation FM-AM

- Digital - Section**
- Eight data switches
  - Two no bounce logic switches
  - 8 LED readouts TTL buffered
  - Clock frequency 1 to 100KHz
  - Clock amplitude 5VPP square wave

- Breadboards**
- 2 breadboards, each contain: 840 tie points (total 1,680)



**ALL PRODUCTS FACTORY NEW**  
 UPS SHIPPING: 48 STATES 5% OTHERS CALL  
 IL RES add 7.75% TAX  
 PROBES INCLUDED IN ALL METERS

**C&S SALES INC.**  
 1245 ROSEWOOD, DEERFIELD, IL 60015  
 FAX: 708-520-0085 • (708) 541-0710



**15 DAY MONEY BACK GUARANTEE**  
**FULL FACTORY WARRANTY**  
**WRITE FOR FREE CATALOG**  
PRICES SUBJECT TO CHANGE

CIRCLE 32 ON FREE INFORMATION CARD




**FREE  
PROBES  
WITH ALL  
SCOPES**

**ELENCO ♦ HITACHI ♦ B&K  
SCOPES AT  
GUARANTEED LOWEST PRICES**

**24 HOUR  
SHIPPING**

**B&K 2120**



\$539.95

**20MHz \$389 Model 2125  
2 Channel Delayed Sweep**

**40MHz DUAL-TRACE**

**Model 1541B**  
\$695.95

- 1mV/div sensitivity
- Video sync separators
- Z axis input
- Single sweep
- V mode-displays two signals unrelated in frequency.

**60MHz DUAL-TRACE**

**Model 2160**  
\$949.95

- 1mV/div sensitivity
- Sweep to 5 ns/div
- Dual time base
- Signal delay line
- V mode-displays two signals unrelated in frequency
- Component tester

**100MHz THREE-TRACE**

**Model 2190**  
\$1,395.95

- 1mV/division sensitivity
- Sweeps to 2ns/division
- Dual time base
- Calibrated delay time multiplier
- Signal delay line
- 19kV accelerating voltage

**20MHz ANALOG**

**WITH DIGITAL STORAGE**

**Model 2522A**  
\$875


- 20MHz analog bandwidth
- 20MS/s sampling rate
- 2k memory per channel
- 20MHz equivalent time sampling
- Pre-trigger capture

**AFFORDABLE - ELENCO OSCILLOSCOPES  
2 YEAR WARRANTY**

**S-1360  
Delayed Sweep  
\$775**

- Automatic Beam Finder
- Built-in Component Tester
- 1mV Sensitivity
- Dual Time Base
- Illuminated Internal Gradicule
- TV Sync

**60MHz  
Dual Trace**



**S-1365  
Cursor Readout  
\$849**

- Voltage, Time, + Frequency differences displayed on CRT thru the use of cursors.
- 1mV Sensitivity
- TV Sync

**S-1345  
Delayed Sweep  
\$575**

- Automatic Beam Finder
- Built-in Component Tester
- 1mV Sensitivity
- Dual Time Base
- Illuminated Internal Gradicule
- TV Sync

**40MHz  
Dual Trace**



**S-1340  
\$495**

- High luminance 6" CRT
- 1mV Sensitivity
- 12KV Acceleration Voltage
- 9ns Rise Time
- X-Y Operation
- TV Sync

**S-1330  
Delayed Sweep  
\$449**

- Automatic Beam Finder
- Built-in Component Tester
- 1mV Sensitivity
- Dual Time Base
- Illuminated Internal Gradicule
- TV Sync

**25MHz  
Dual Trace**



**S-1325  
\$349**

- High luminance 6" CRT
- 1mV Sensitivity
- 2KV Acceleration Voltage
- 18ns Rise Time
- X-Y Operation
- TV Sync

**SPECIAL BUY  
HITACHI V-212**



**20MHz  
2 Channel**

**\$399**


**Hitachi Popular Series**

V-525 - 50MHz, Cursors \_\_\_\_\_ \$995  
V-523 - 50MHz, Delayed Sweep \_\_\_\_\_ \$949  
V-522 - 50MHz, DC Offset \_\_\_\_\_ \$895  
V-422 - 40MHz, DC Offset \_\_\_\_\_ \$795  
V-222 - 20MHz, DC Offset \_\_\_\_\_ \$649

**Hitachi Compact Series Scopes**

V-660 - 60MHz, Dual Trace \_\_\_\_\_ \$1,149  
V-665A - 60MHz, DT, w/cursor \_\_\_\_\_ \$1,325  
V-1060 - 100MHz, Dual Trace \_\_\_\_\_ \$1,395  
V-1065A - 100MHz, DT, w/cursor \_\_\_\_\_ \$1,649  
V-1085 - 100MHz, QT, w/cursor \_\_\_\_\_ \$1,995  
V-1100A - 100MHz, Quad Trace \_\_\_\_\_ \$2,495  
V-1150 - 150MHz, Quad Trace \_\_\_\_\_ \$2,895

**Elenco DS-203 20MHz, 10MS/s  
Digital Storage Oscilloscope**



**\$775**

- 2K Word Per Channel
- Plotter Output
- 8 Bit Vert. Resolution
- 2048 Pts Hor. Resolution
- Much More

**C&S SALES INC.**

1245 ROSEWOOD, DEERFIELD, IL 60015  
FAX: 708-520-0085 • (708) 541-0710

**CALL TOLL FREE 1-800-292-7711**

1-800-445-3201 (Canada)  
ALL PRODUCTS ARE FACTORY NEW

**15 DAY MONEY BACK GUARANTEE**

FULL FACTORY WARRANTY  
WRITE FOR FREE CATALOG



CIRCLE 32 ON FREE INFORMATION CARD

www.americanradiohistory.com

January 1994, Popular Electronics



# CABLE TV DESCRAMBLERS

Best Prices in the U.S.A. ! Guaranteed to Work!

**WE WILL BEAT ANY PRICE!**



**JERROLD PANASONIC SCIENTIFIC ATLANTA PIONEER**

**The Newest & the Latest**

**DMTB-A** - all Jerrold Impulse & Strarcom series  
**SA3-DFA** - all Sci. Atlantas incl. 8536/+, 8580, Drop-field  
**PN-3A** - all Pioneer systems

ALSO **FTB3, SA3, TZPC145G**

24 HR. SHIPMENTS FREE CATALOG 30 DAY MONEY BACK GUARANTEE

**1-800-772-6244** M-F: 9-6 EST

U.S. Cable TV, Inc. Dept.: KPE014

4100 N. Powerline Rd, Bldg. F-4 Pompano Beach FL 33073

NO FLORIDA SALES!

CIRCLE 149 ON FREE INFORMATION CARD

Radiotelephone - Radiotelegraph

**FCC** Commercial License

**Why Take Chances?**

Discover how easy it is to pass the exams. Study with the most current materials available. Our Homestudy Guides, Audio, Video or PC "Q&A" pools make it so fast, easy and inexpensive. No college or experience needed. The new commercial FCC exams have been revised, covering updated Aviation, Marine, Radar, Microwave, New Rules & Regs, Digital Circuitry & more. We feature the Popular "Complete Electronic Career Guide" 1000's of satisfied customers

Guarantee to pass or money back.

Send for **FREE DETAILS** or call **1-800-800-7588**

WPT Publications  
 7015 N.E. 61st Ave Dept. 10  
 Vancouver, WA 98661

Name \_\_\_\_\_


Address \_\_\_\_\_

City \_\_\_\_\_ St. \_\_\_\_\_ Zip \_\_\_\_\_

**1-800-800-7588**

**IMPROVE YOUR IMAGE**

**IMAGE**



**\$59.95**

Plus \$6.00 S&H

Why tolerate poor picture quality when the purchase of the **Intelstar VS-400** can **Improve Your Image?**

*Durable, slim-line metal casing!*

*Gold-plated cables! 9-v battery!*

*COPY ANY TAPE!*

**Make the intelligent choice Order Now!**

**800-829-7746**

1971 E 5 St #101 Tempe, AZ 85281  
 Tel (602) 829-8110

**FINALLY!**

UP TO 115 KBAUD SERIAL INTERFACE TO CONTROL YOUR PROJECT FROM AN RS-232 COMPUTER PORT



- Uses ASCII mnemonics from user's program or Procomm, MAC240, etc
- Bin, Hex or Dec formats
- 24 bit programmable I/O lines
- 10 X 8 bits Analog/ Digital channels
- 10-10,000 Hz Pulse Width Modulation
- High & Low interrupts
- 3 EASY to use logic interfaces for stepper motors
- Measures relative resistance/capacitance and much, much more!

- I/O 232 KIT\*: **ONLY \$65**
  - ASSEMBLED\*: **ONLY \$75**
- Some connectors not incl
- ASSEMBLED\* (all conn. incl.): **ONLY \$87**
  - Manuals(ref): **ONLY \$10**

ITC MICROCOMPONENTS INC.

Tel. 1 (403) 486 2377.  
 Canada & Overseas:  
 18440-57 Ave Edmonton,  
 Alberta T6M 1Y2.

Tax not incl. All prices in US\$. \*Add \$5 for S&H.

**CABLE TV EQUIPMENT**

Nationwide source for cable TV equipment. Save \$1000's.

**FREE** TV cable descrambler and converters catalog

"BUY WHERE THE DEALERS BUY"  
 VISA • MC • COD - ACT TODAY!  
**MEGA ELECTRONICS**

**1-800-676-6342**

407 Inland Seas Blvd.,  
 Winter Garden, FL 34787



# B & S SALES

Call (313) 566-7248 • FAX (313) 566-7258 24 hrs.

Hours: Monday through Friday 8 am to 6 pm EST  
51756 Van Dyke St. #330, Shelby Township, MI 48316

WE SPECIALIZE IN QUANTITY PRICING 5, 10, 20 LOTS

*Make Your Best Deal!*

**\$ SALE**

**\$ SALE**

**Y RENT**

**Y RENT**

JERROLD	SA	PIONEER	HAMLIN	TOCOM	ZENITH
DRX-3-DIC	8590	BA 6110	CR 6600-3M	5507 VIP	1600
DPBB	8580	BA 5135	CR 6000-3M	5503 VIP	
DPV-5,7	8570				
	8550				

**NEW PAN**  
PIONEER  
GREEN E LITE  
BA 5000 > SERIES  
BA 6000

**NEW PAN**  
SA-8500 SERIES  
(BUT ALL BASE BAND)  
THE PREMIER

**NEW PAN**  
JERROLD  
PINK PAN

## PANASONIC TZ — PC 1453G2

By far the best basic converter on the market today. 550 MHz (1 to 99) parental control, sleep timer, remote batteries, contrast and remote control range.

*Superior to all other converters*

**NO MICHIGAN SALES**

MINI TVT:  
THE 1/4 POUNDER  
LITTLE 4x4  
SECOND ONLY TO TVT  
GOLD IN POPULARITY

OWN YOUR OWN  
SA-3  
M-80

SAVE \$

NEW REMOTE CONTROL AB  
SWITCH FOR DUAL SYSTEMS  
(WITHOUT LEAVING THE  
COMFORT OF YOUR CHAIR)

TVT GOLD ORIGINAL  
FOR MOST  
JERROLD SYSTEMS,  
LEADING SELLER  
OF ALL PANS

TNT  
MLD  
OWN YOUR OWN

SAVE \$

FILTERS  
POST & NEG  
SUBCONTRACTORS  
& DEALERS  
ONLY QUANTITY

We are now offering a 6-month warranty. In order for warranty to be in effect, this form must be signed and returned.  
FOR VCR, SECOND, THIRD, ETC. HOOK-UPS.

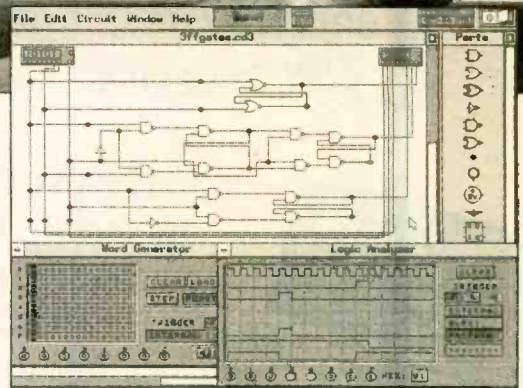
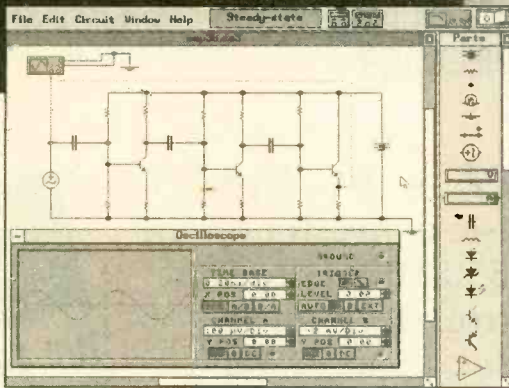
Yes, I agree all units are to be used or resold in compliance with Federal and State laws.

Signature \_\_\_\_\_ Date \_\_\_\_\_

Name \_\_\_\_\_ Phone No. ( ) \_\_\_\_\_  
Address \_\_\_\_\_  
City \_\_\_\_\_ State \_\_\_\_\_ Zip \_\_\_\_\_

It is not the intent of B & S Sales to defraud any pay television operator and we will not assist any company or individual in doing the same.

# Design and Verify



## Analog Module includes:

- resistors, capacitors, inductors, transformers, relays, diodes, Zener diodes, LEDs, PNP and NPN BJTs, opamps, bulbs, fuses, JFETs, MOSFETs, and manual, time-delay, and voltage- and current-controlled switches
- complete control over all component values
- ideal and real-world models for all active components
- independent and voltage- and current-controlled switches
- function generator (1 Hz to 1 GHz)
- dual-trace oscilloscope
- Bode plotter (1 mHz to 10 GHz)

### SYSTEM REQUIREMENTS

MS-DOS version: Requires IBM AT PS/2 or true compatible with 286 or greater, hard disk, 1 MB RAM, Microsoft-compatible mouse, EGA or VGA display adapter and DOS 3.0 or greater. Supports a math co-processor if available.

Windows version: MS-DOS 5.0 or higher, Microsoft Windows 3.1 with suitable pointing device.

Macintosh version: Macintosh Plus or higher, 2 MB RAM, System 6 or 7.

## Digital Module includes:

- fast simulation of ideal components
- AND, OR, XOR, NOT, NAND and NOR gates
- RS, JK and D flip-flops
- LED probes, half-adders, seven-segment displays
- word generator (16 eight-bit words)
- logic analyzer (eight-channel)
- logic converter (converts among gates, truth table and Boolean representations)


## Electronics Workbench®

*The electronics lab in a computer™*



# Circuits. Fast.

## Electronics Workbench® The electronics lab in a computer™



### Ideal for Every Test Bench

Here's why Electronics Workbench belongs on *your* test bench: Wires route themselves. Connections are always perfect. And the simulated components and test instruments work just like the real thing. The instruments are indestructible and the parts bin holds an unlimited supply of each component. The result: thousands of electronics professionals and hobbyists save precious time and money. Over 90% would recommend it to their friends and colleagues. Electronics Workbench: the ideal, affordable tool to design and verify your circuits.

And now the best is even better — Electronics Workbench Version 3.0 is here. It simulates more and bigger circuits, and sets the standard for ease of use. We guarantee it.\*

### Just \$299!

### New Features in Version 3.0

- new components include JFETs, MOSFETs, voltage- and current-controlled sources; and manual, time-delay and voltage- and current-controlled switches
- real-world models for opamps, BJTs, JFETs, MOSFETs and diodes. Over 100 models available.
- MS-DOS version now supports up to 16 MB of RAM for simulation of bigger circuits
- new Microsoft® Windows™ and Macintosh® versions available
- Technical support now available on CompuServe

**"Design work is faster and cheaper with Electronics Workbench."**

*Mark L. Weaver, Production Engineer Technician, Colorado Memory Systems, Milpitas, California*

**"Building a circuit is simple and intuitive."**

*Jeff Holtzman, Computer Editor, Electronics Now*

**"I used Electronics Workbench extensively in the design of a six-meter receiver. I got surprisingly good comparison with actual breadboard and end-unit performance, even at 50 MHz. As an affordable tool for performing design tradeoffs, you can't beat it."**

*M. A. Chapman, Oceanside, California*

**"Electronics Workbench saved me hours of calculation time for my design work, and was an excellent check on my circuit calculations."**

*James G. Mages, Mages Enterprises, Jordan, Minnesota*

### Call 1-800-263-5552

## Yes, I want Electronics Workbench!

Check the version you want:

- MS DOS  
 Windows  
 Macintosh

Name: \_\_\_\_\_  
 Address: \_\_\_\_\_  
 City: \_\_\_\_\_ State: \_\_\_\_\_ Zip: \_\_\_\_\_  
 Tel: \_\_\_\_\_ Fax: \_\_\_\_\_  
 MC/VISA/AMEX # \_\_\_\_\_  
 Signature: \_\_\_\_\_ Exp: \_\_\_\_\_

Order Information: Check, Purchase Order, MasterCard, Visa and American Express accepted. Call for Canadian prices. All orders add \$15 shipping and handling.

INTERACTIVE IMAGE TECHNOLOGIES LTD.  
908 Niagara Falls Boulevard, North Tonawanda,  
NY 14120-2060  
Tel: (416) 361-0333 Fax: (416) 368-5799



All trademarks are the property of their respective owners.

\*30-day money-back guarantee.



# FOTRONIC

## QUALITY ELECTRONIC TEST EQUIPMENT

Sales • Service

• Specialists in - Fluke, Hewlett Packard, Tektronix

• NIST Traceable/Mil Spec 45662A Calibration Available



### TECHNICAL SUPPORT

#### Oscilloscope Specials

Tek 465	100 MHZ	\$419.00
Tek 465B	100 MHZ	\$539.00
Tek 475	200 MHZ	\$619.00
Tek 475A	250 MHZ	\$719.00

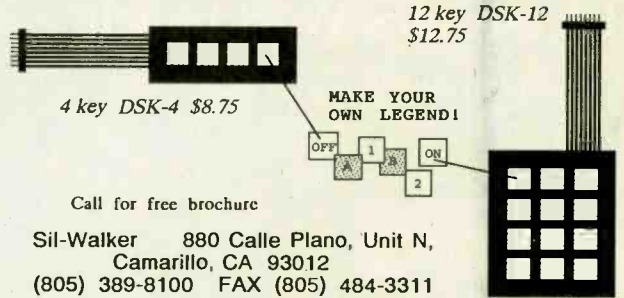
ALL EQUIPMENT SOLD WITH WARRANTY

For more GREAT VALUES Call, Write, or FAX  
P.O. Box 708, Medford, MA 02155

(617) 391-6858 FAX (617) 391-6903

## MEMBRANE SWITCH KITS!

These highly durable water resistant flat-panel keypads can be assembled in minutes with YOUR legend! Available in 4, 12, 16, 24 & 40 Key models. Steel "clickdomes" optional. Connector and bezel included.



Call for free brochure

Sil-Walker 880 Calle Plano, Unit N,  
Camarillo, CA 93012  
(805) 389-8100 FAX (805) 484-3311

## Surface Mount Chip Component Prototyping Kits— Only \$49.95



CC-1 Capacitor Kit contains 365 pieces, 5 ea. of every 10% value from 1pf to .33µf. CR-1 Resistor Kit contains 1540 pieces; 10 ea. of every 5% value from 10Ω to 10 megΩ. Sizes are 0805 and 1206. Each kit is ONLY \$49.95 and available for Immediate One Day Delivery!

Order by toll-free phone, FAX, or mail. We accept VISA, MC, COD, or Pre-paid orders. Company PO's accepted with approved credit. Call for free detailed brochure.

**COMMUNICATIONS SPECIALISTS, INC.**  
426 West Taft Ave. • Orange, CA 92665-4296  
Local (714) 998-3021 • FAX (714) 974-3420  
**Entire USA 1-800-854-0547**



One tree can make 3,000,000 matches.



One match can burn 3,000,000 trees.



A Public Service of This Magazine & The Advertising Council



**AD-500 VHF-FM TELEPHONE TRANSMITTER CRYSTAL CONTROLLED:**  
Operating Frequency: 139 - 149.450 Mhz  
RF power output: 11 MW  
Dimensions: 1 3/4 x 1/4 x 3/4 (W x H x D)  
Half assembled kit  
Price: \$115.00



**AD-600 VHF-FM TRANSMITTER CRYSTAL CONTROLLED:**  
Operating Frequency: 139 - 149.450 Mhz  
RF power output: 11 MW  
Operates on 2 "N" Batteries  
Operating time: over 100 Hrs.  
Dimensions: 2 x 5/8 x 1 1/2 (W x H x D)  
Half assembled kit  
Price: \$125.00



**AD-268 VHF-FM TRANSMITTER CRYSTAL CONTROLLED:**  
Operating frequency: 139 - 149.450 Mhz  
RF power output: 268 MW  
Dimensions: 2 x 3/8 x 5/8 (W x H x D)  
Half assembled kit  
Price: \$145.00



**CCD 100 + CCD 200 MICRO MINIATURE CCD CAMERAS - SMOKE DETECTOR DESIGN:**  
CCD-100: 300 lines resolution.  
Price: \$225.00  
CCD-200: 400 lines resolution with sound.  
Price: \$315.00



**AS2000XLT RF BUG DETECTOR:**  
Operating frequency: 5 - 2000 Mhz  
Built in rechargeable battery.  
Price: \$525.00



**CHINON CX-102 AUDIO MINIATURE BOARD MONOCHROME SOLID STATE CHIP CAMERA WITH AUDIO FEATURE/ BUILT IN MICROPHONE:**  
Operating range of: DC7V to 14V  
Dimensions: 1.81 x 2.76 x 0.91 (W x H x D)  
Price: \$249.00

Used by law enforcement agencies

Competitive and discounted prices • call for free catalog • Professional and high quality products • Order by fax 24 hours.

**A & D Electronics**

P.O. Box 601  
Monsey, NY 10952

Tel: (800) 356-3480 • IN NYS (914) 356-7541 • Fax: (914) 356-7505

# FREE VOLUNTEER TAX ASSISTANCE

## 1-800-424-1040

ASK FOR SITE NEAREST YOU.



# MCM ELECTRONICS...

Value, Service and Selection can turn your world around

Feel like your whole world's spinning out of control? You don't know where to look for the kind of electronic parts and components your customers demand? MCM Electronics has what it takes to put your world back in order. You can choose from more than 20,000 quality items, and we can ship within 24 hours. That's value. That's service. And that's selection. MCM can deliver. And we're always ready to give you the technical assistance you need.



For a FREE Catalog call:  
**1-800-543-4330**  
To Order By Fax: 1-513-434-6959



**MCM ELECTRONICS**  
850 CONGRESS PARK DR.  
CENTERVILLE, OH 45459-4072  
A PREMIER Company



We're proud to announce the opening of our new distribution facility in Reno, NV!

POP-05

Tap into a World of...

## FREE ELECTRICITY

Our 150+ page *Self-Reliance Catalog* IS JUST LOADED WITH DC to AC ENERGY INDEPENDENCE ...

We offer:

Solar, Wind & Hydroelectric energy systems. True Sine Wave DC to AC Inverters. Electric Boat & Car kits. Portable power packs. Solar Lighting & Cooling systems. Solar Pool Heaters. Solar Battery chargers. Solar Books & Toys. DC Appliances. Active & Passive Solar Air & Water Heating Systems. Composting Toilets. Hydroponic, Fish-Farming, Solarium & Greenhouse Systems. Water Testing, Treatment, & Pumping Systems. Emergency Food & h2o Kits. High Efficiency AC/DC Refrigeration + More...



A LOT OF INFORMATION FOR ONLY \$ 4.75 ...

SEND CHECK or MO TO:

*Self-Reliance Company Inc.*  
P.O. Box 306, Florissant, Mo. 63032

# Build or Upgrade Your PC!

PC-Build specializes in computer kits and components. Our staff of system consultants will work with you to develop the machine you're looking for, at the right price. You can choose one of our standard kits or create your own machine using our custom kit option.

Our kits are 100% compatible PCs that perform as well as (or better than) a comparably configured Compaq or Dell (Based on Norton SI ratings). But you get more than just a fast PC. You go inside the case and learn hardware secrets by doing it yourself. Future upgrades and repairs are a snap -- after all you've built it yourself!

You can't beat our services. We offer:

- A full line of FCC class B approved kits (from 386SX to 486DX)
- 30 day "You Can Build It" guarantee
- Our famous step-by-step instruction manual with special sections on Computer Basics and Troubleshooting
- Integrated kit building video
- 1 year warranty on parts
- Top quality components from manufacturers like Seagate, Chinon, and Hewlett Packard
- One of the best technical support hotlines in the business

Call today for more information: **1-800-798-6363**

1993 Discovery Curve, Inc. All brands and product names are trademarks of their respective companies. All rights reserved.

**PC-Build**  
COMPUTER KITS

Discovery Curve, Inc.  
85 Franklin Street  
Needham, MA 02194  
(617) 449-7575 FAX (617) 449-8444

The Leader in "Build It Yourself" Computers

VESA Local Bus  
Available NOW!



"What gets lost in today's preconfigured buying is the very essence of the computer kit -- understanding what is inside the case and learning how the components all work together. If you want to teach someone how a computer works and, more importantly, how to build one from scratch, this is one way to learn and get a real working computer in the bargain. The lesson can be invaluable."

Computer Shopper  
March 1993






Plans for the world's zaniest plaything—  
September 1989



Put together your own Macintosh computer—  
September 1991



Build the Tesla Coil that went square!—  
August 1989



Take a chance on our Dice-Roulette project—  
April 1989

Get the one you missed!

# Popular Electronics®

Popular Electronics back issues are available although quantities of some issues are nearly exhausted. Here's an opportunity to complete your collection, or obtain a selected back issue you cannot find elsewhere. This offer is valid only when using the coupon on this page or a photo copy.

## Special Back Issue Offer!

Please circle the issue(s) ordered!

	Jan.	Feb.	Mar.	Apr.	May	June	July	Aug.	Sep.	Oct.	Nov.	Dec.
1987	1	2	3	4	5	6	7	8	9	10	11	12
1988	1	1987-1988 back issues not available									23	24
1989	25	26	27	28	29	30	31	32	33	34	35	36
1990	37	38	39	40	41	42	43	44	45	46	47	48
1991	—	49	—	50	51	52	53	54	55	56	57	58
1992	59	60	61	62	63	64	65	66	67	68	69	70
1993	71	72	73									

Note: Issues prior to November 1988 are "Hands-on Electronics"—the predecessor of Popular Electronics.

## How to determine cost!

Quantity	Price per copy		
	United States	Canada	Foreign
1-5	\$6.50 US	\$6.50 US	*
6-11	5.50	5.75	\$8.00 US
12-23	5.00	5.25	7.50
24 and more	4.50	4.75	7.00

Prices include handling and shipping. Prices subject to change. All orders payable in U.S.A. funds only, via international money order, check drawn on a U.S.A. bank, or acceptable credit card (Visa, MasterCard) in U.S.A. funds. Allow 6-8 weeks delivery. Foreign orders may take longer. \*Minimum foreign order—6 issues.

Visa     
  MasterCard     
  USA Bank Check     
  US or Int. Money Order

[Note: Credit Card minimum order is \$15.00.]

Credit Card Number \_\_\_\_\_ Exp. Date \_\_\_\_\_ / \_\_\_\_\_

Signature \_\_\_\_\_

Name \_\_\_\_\_

Address \_\_\_\_\_

City \_\_\_\_\_ State \_\_\_\_\_ ZIP \_\_\_\_\_

Send Orders To: CLAGGK, Inc., P.O. Box 4099, Farmingdale, NY 11735. Sorry, no telephone orders.



# KELVIN

ELECTRONICS

10 HUB DRIVE, MELVILLE, NY 11747

RE-ENGINEERED & DESIGNED FOR 1994



150 LE - Student    200 LE - Technician    400 LE - Engineer

**Standard Features -**

- AC & DC VOLTAGES
- DC CURRENT
- RESISTANCE
- TRANSISTOR
- CONTINUITY TEST - Buzzer
- DIODE TEST
- 3 1/2 Digit LCD
- 10M ohm INPUT IMPEDANCE

**BATTERY TEST**  
TRANSISTOR  
DC CURRENT  
10 Amp

**FREQ COUNTER**  
up to 20MHz  
**TRANSISTOR**  
**CAPACITANCE**  
from 1pF to 20uF  
**AC/DC CURRENT**  
10 Amp

**INDUCTANCE**  
Resolution 1uH  
**FREQ COUNTER**  
up to 20MHz  
**CAPACITANCE**  
from 1pF to 200uF  
**AC/DC CURRENT**  
DUTY %  
20 Amp

**150 LE**  
Stock # 990122  
**\$29.95**

**200 LE**  
Stock # 990123  
**\$49.95**

**400 LE**  
Stock # 990124  
**\$79.95**

Designed to meet IEC-348 & UL-1244 safety specifications

**2 Year Warranty (Parts & Labor)**



"Not only does the Kelvin 94 boast alot of features... the features go the extra distance."

"If we had to run into a burning building to do some emergency trouble-shooting and could carry in only one piece of equipment, the Kelvin 94 would be it!"

Popular Electronics  
Reviewed - May 1993

## KELVIN 94 The Ultimate Meter

LCR Hz dBm True RMS Logic Probe

The only meter with 0.1% Accuracy on DC Voltages, built-in True RMS, Freq Counter to 20MHz Res: 10 Hz, LCR-Inductance Tester Res: 10 uH, DC/AC Voltages Res: 0.1mV, Ohm Meter Res: 0.1 ohms

### TRUE RMS PLUS

Model 94  
#990111  
**\$199.95**

\*See Standard Features Listed below

**12 INSTRUMENTS IN ONE -**  
AC & DC VOLT METERS,  
AC & DC CURRENT, dBm,  
OHMMETER, DIODE TESTER,  
AUDIBLE CONTINUITY TEST,  
20 MHz FREQ COUNTER,  
CAPACITANCE METER,  
INDUCTANCE METER,  
LOGIC PROBE

### ENGINE ANALYZER PLUS

Model 95 #990112  
**\$199.95**

A Must For Auto Mechanics

**Standard Features - Models 94 & 95**

- DC/AC VOLTMETERS
- AC/DC CURRENT
- OHM METER
- DATA HOLD
- RELATIVE MODE
- FREQ COUNTER to 4 MHz (Model 95)
- AUDIBLE CONTINUITY TEST
- DIODE TEST
- MAX/MIN AVERAGE MEMORY RECORD
- 10A HIGH-ENERGY FUSE PROTECTION
- AUTO SLEEP & AUTO POWER OFF

(800) 645-9212  
(516) 756-1750  
(516) 756-1763/FAX

## KELVIN 100 Basic

# 990087  
**\$19.95**

- AC & DC VOLTAGES
- DC CURRENT
- RESISTANCE
- CONTINUITY TEST-Buzzer
- 3 1/2 Digit LCD
- LOW BATTERY INDICATOR
- DIODE TEST
- BATTERY TEST



### CAPACITANCE METER

## KELVIN 250 LE

# 990126  
**\$59.95**

- ACCURACY: 0.5%
- RANGES: 20mF, 2000uF, 200uF, 20uF, 2uF, 200nF, 20nF, 2000pF, 200pF
- Zero Adjust
- Safety Test Leads
- Test Socket for Plug-in Components



### AUTO-RANGE METER

## KELVIN 300 LE

# 990125  
**\$49.95**

- AUTO-RANGE
- ACV & DCV
- DC CURRENT
- RESISTANCE
- CONTINUITY TEST
- DIODE TEST
- 3 1/2 Digit LCD
- 10M ohm INPUT IMPEDANCE



### INSTRUMENTS



### 20 MHz SCOPE

Dual Trace 2 Yr Warranty-Parts & Labor  
Stock No. 740085 ..... **\$385**

### 40 MHz SCOPE

Dual Trace with Delayed Sweep  
Stock No. 740086 ..... **\$655**

### TEST ACCESSORIES

#### SCOPE PROBES

60 MHz, X1 & X10

SPECIAL

700072 .... **\$18.95**

150 MHz, X10

700073 .... **\$39.95**



#### IC CLIPS

SOLDER TYPE

SPRING LOADED

Stock No. COLOR COST 25-Qty

990104 BLACK \$.65 ea. \$.50 ea

990105 RED \$.65 ea. \$.50 ea



### DC TOY MOTORS

DC Toy Motor

Stock No. 850647

\$.80 ea

\$.75 ea / 50+ Qty

6V DC High Speed

Solar Motor Stock No. 850646

\$.60 ea 1.5V DC

\$.55 ea / 50+ Qty

Solar Cells 3 3/4" L x 2 9/16" W

Stock No. 260099 1000mA .45V

\$.55 ea

\$.55 ea / 3+ Qty



Established 1945  
M/C & VISA \$20 Minimum Order  
KELVIN CATALOG \$3  
Stock No. 650412

### DIGITAL TRAINER



Laptop Digital Trainer comes with 100 page instruction manual, power supply, built-in 1 digit true hexadecimal display, two independent clocks with user adjustable freq & duty cycles, 4 data bit switches and 4 LED displays. Assembled  
Stock No. 840460 ..... **\$99.95**

### BINARY QUARTZ CLOCK w/Alarm




ORIGINAL DESIGN - 24 Hr. Binary Quartz Accurate Clock with 2 color LED's. Built-in Alarm and Alarm Display in binary code. DESIGNED FOR LEARNING about digital circuitry & binary code. Built with individual IC components. Battery Memory Loss Prevention. Comes with rechargeable battery, DC wall transformer and detailed instruction manual. Advanced Level Kit  
Stock No. 840589 ..... **\$79.95**

### Electronic VOICE PAD



An electronic note pad, able to record your message & replay it later. It has a built-in photo cell & as soon as it senses your presence, it will automatically playback the message left for you. The components are PC mounted. The IC can record a message up to 20 seconds & no mechanical parts or tape - only a digital integrated circuit.  
Intermediate Level Kit  
Stock No. 840606 ..... **\$49.95**

### BREADBOARDS



Stock No. Post Contacts ..... YOUR COST

680093 0 500 ..... \$ 4.25

680097 0 840 ..... \$ 5.95

680098 2 1380 ..... \$11.75

680100 4 2390 ..... \$22.95

### WIRE JUMPER KIT

Pre-cut, Pre-Stripped

330289 140 Piece Set ..... \$ 4.95

330290 350 Piece Set ..... \$ 8.95

## COMPONENTS

WHOLESALE PRICES!



(10 Pcs. Min.)  
YOUR COST

Stock No. TYPE

600021 555 TIMER ..... \$ .29 ea

600029 556 DUAL TIMER ..... \$ .40 ea

600039 LM566 PPL ..... \$ .60 ea

FUNCTION GENERATOR

600018 741C OP-AMP ..... \$ .30 ea

INTERNALLY COMPENSATED

600026 1458 OP-AMP ..... \$ .35 ea

DUAL 741C OP-AMP

630041 2N2222 ..... \$ .20 ea

630383 PN2222 ..... \$ .08 ea

600023 7805 Voltage Reg ..... \$ .36 ea

SILICON CONTROLLED RECTIFIER

(Similar to GE C106C1) 4.0 amp, 100VIP

600014 ..... \$ .89 ea

600014 ..... \$ .79 ea/10+

THERMISTER - 100 ohm

110097 ..... \$ 1.35 ea

110097 ..... \$ 1.00 ea/20+

THERMISTER - 10K ohm

110097 ..... \$ 1.35 ea

110097 ..... \$ 1.00 ea/20+

### PROJECT PARTS

#### Project Speaker

2" - 8 Ohm, .1 Watt

Stock No. 350009

**59¢**



#### Project BUZZER

3 - 9 Volt DC, 80 db

Stock No. 680089

**\$1.59 ea**



**\$1.39 ea / 10+ Qty**

#### Soldering IRON

with STAND

LONG LIFE TIP

Stock No. 990098

**\$3.95 ea**



#### LED T 1 3/4

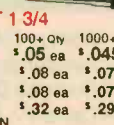
Stock No. Color 100+ Qty 1000+ Qty

260020 RED \$.05 ea \$.045 ea

260027 GREEN \$.08 ea \$.07 ea

260026 YELLOW \$.08 ea \$.07 ea

260078 2 COLOR RED/GREEN \$.32 ea \$.29 ea



#### XENON STROBE TUBE

Stock No. 260050

**\$3.25 ea**

**\$2.95 ea / 20+ Qty**



#### TRIGGER COIL

for XenonStrobe Tube

Stock No. 320037

**\$1.25 ea**

**\$.89 ea / 20+ Qty**



#### INFRARED LED

IR Pair, LED Infrared

transmitter and receiver

Stock No. 260061

**\$1.95 ea**



#### NEON LAMP

NE2, 2" Lead

Stock No. 260003

**\$.15 ea**

**\$.12 ea / 100+ Qty**



#### PHOTO CELL

Photo Cell - 450 ohm

Stock No. 260017

**\$.65 ea**


**\$.45 ea / 20+ Qty**

Photo Cell - 1.5K ohm

Stock No. 260018

**\$.65 ea**

**\$.45 ea / 20+ Qty**



#### PUSH-BUTTON SWITCH

PUSH-ON, PUSH-OFF

Stock No. 270021

**\$.55 ea**

**\$.49 ea / 100+ Qty**



#### SUB-MINIATURE MOMENTARY SWITCH

Stock No. 990002

**\$.35 ea**

**\$.28 ea / 100+ Qty**




#### MINIATURE TOGGLE SWITCH

Stock No. 270034

**\$.90 ea**

**\$.79 ea / 50+ Qty**





# USE PE MARKET CENTER CLASSIFIEDS

## READ BY 87,877 BUYERS OF ELECTRONIC EQUIPMENT ACCESSORIES AND PARTS

### INSTRUCTION FOR PLACING YOUR AD!

#### HOW TO WRITE YOUR AD

**TYPE** or **PRINT** your classified ad copy **CLEARLY** (not in all capitals) using the form below. If you wish to place more than one ad, use a separate sheet for the additional ads (a photocopy of this form works well). Choose a category from the list below and write that category number into the space at the top of the order form. If you do not specify a category, we will place your ad under Miscellaneous or whatever section we deem most appropriate.

We cannot bill for classified ads. Payment in full must accompany your order. We do permit repeat ad or multiple ads in the same issue, but in all cases, full payment must accompany your order.

#### WHAT WE DO

The first two words of each ad are set in bold caps at no extra charge. No special positioning, centering, dots, extra space, etc. can be accommodated.

#### RATES

Our classified ad rate is \$1.00 per word. Minimum charge is \$15.00

per ad per insertion (15 words). Any words that you want set in bold or caps are 20¢ each extra. Bold caps are 40¢ each extra. Indicate bold words by underlining. Words normally written in all caps and accepted abbreviations are not charged as all-caps words. State abbreviations must be Post Office 2-letter abbreviations. A phone number is one word.

#### CONTENT

All classified advertising in the **PE Market Center** is limited to electronics items only. All ads are subject to the publisher's approval. We reserve the right to reject or edit all ads.

#### DEADLINES

Ads received by our closing date will run in the next issue. For example, ads received by November 15 will appear in the march, 1994 issue that is on sale January 18. The PE Market Center is published monthly. No cancellations permitted after the closing date. No copy changes can be made after we have typeset your ad. **NO REFUNDS**, advertising credit only. No phone orders.

**AD RATES: \$1.00 per word, Minimum \$15.00.**

Send your ads with payment to:

**Popular Electronics Market Center, 500-B Bi-County Blvd. Farmingdale, NY 11735**

### CATEGORIES

- |                              |                                 |  |                           |
|------------------------------|---------------------------------|--|---------------------------|
| 100 — Antique Electronics    | 270 — Computer Equipment Wanted | 450 — Ham Gear Wanted                    | 630 — Repairs-Services    |
| 130 — Audio-Video-Lasers     | 300 — Computer Hardware         | 480 — Miscellaneous Electronics For Sale | 660 — Satellite Equipment |
| 160 — Business Opportunities | 330 — Computer Software         | 510 — Miscellaneous Electronics Wanted   | 690 — Security            |
| 190 — Cable TV               | 360 — Education                 | 540 — Music & Accessories                | 710 — Telephone           |
| 210 — CB-Scanners            | 390 — FAX                       | 570 — Plans-Kits-Schematics              | 720 — Test Equipment      |
| 240 — Components             | 420 — Ham Gear For Sale         | 600 — Publications                       |                           |

### CLASSIFIED AD COPY ORDER FORM

Ad No. 1—Place this ad in Category # \_\_\_\_\_

1 - \$15.00	2 - \$15.00	3 - \$15.00	4 - \$15.00
5 - \$15.00	6 - \$15.00	7 - \$15.00	8 - \$15.00
9 - \$15.00	10 - \$15.00	11 - \$15.00	12 - \$15.00
13 - \$15.00	14 - \$15.00	15 - \$15.00	16 - \$16.00
17 - \$17.00	18 - \$18.00	19 - \$19.00	20 - \$20.00
21 - \$21.00	22 - \$22.00	23 - \$23.00	24 - \$24.00
25 - \$25.00	26 - \$26.00	27 - \$27.00	28 - \$28.00

29 - \$29.00	30 - \$30.00	31 - \$31.00	32 - \$32.00
33 - \$33.00	34 - \$34.00	35 - \$35.00	36 - \$36.00
37 - \$37.00	38 - \$38.00	39 - \$39.00	40 - \$40.00

Ad No 1—Total words \_\_\_\_\_ × \$1.00 per word = \$ \_\_\_\_\_  
 All Caps words \_\_\_\_\_ × .20 per word = \$ \_\_\_\_\_  
 Bold words \_\_\_\_\_ × .20 per word = \$ \_\_\_\_\_  
 Bold Cap words \_\_\_\_\_ × .40 per word = \$ \_\_\_\_\_

**TOTAL COST OF AD No. 1 \$ \_\_\_\_\_**

Card # \_\_\_\_\_

Expiration Date \_\_\_\_ / \_\_\_\_ / \_\_\_\_

Signature \_\_\_\_\_

Total classified ad Payment \$ \_\_\_\_\_ enclosed.  
 Check  MasterCharge  Visa (\$15.00 minimum credit card order)

Name \_\_\_\_\_ Phone \_\_\_\_\_

Address \_\_\_\_\_ City State Zip \_\_\_\_\_



# The Television **Gray** Market

by Henry Eisenon

# Scanners & Secret Frequencies

**The truth about cable theft!**  
TV's hidden underground... chips and test devices, bootleg converter boxes, the law, industry countermeasures. Actually identifies hundreds of dealers in products, services, and information. **This book is a MUST!** ALA's *Booklist* calls it "Controversial, but of high interest." *You bet it is!*

\$23.75

Whether you're an expert or beginner, prefer police calls or listening to private conversations, this new 320-page book will help you a lot! Discusses the law, the FCC, aviation, cellular, baby monitors, law enforcement, much more! Here's what the experts say...

"...broad in scope and authoritative..." Bob Grove, Publisher, *Monitoring Times*

"...must reading..." Brian Fenton, *Electronics Now*

"...indispensable tool..." Steve Crum, President, Ace Communications

"...comprehensive, no nonsense..." Bill Cheek, *World Scanner Report*

"Absolutely the best..." Norm Schrein, "Mr. Scanner" \$19.95

## Underground Database


\$23.75

This large-format book lists hundreds of *underground* sources for services and products that are legal to make, advertise, sell, buy, and even own, but if you actually use them... **look out!** "Fascinating," *American Survival Guide*

Add \$3 U.S., \$4 Canada, \$8 elsewhere per book for shipping. CA residents add sales tax. U.S. funds only.

Money order or check: **INDEX Publishing Group**  
3368 Governor Dr., #273F  
San Diego, CA 92122

Credit card orders only:  
**1-800-546-6707**



CIRCLE 35 ON FREE INFORMATION CARD

## PE MARKET CENTER CLASSIFIEDS

### MISCELLANEOUS ELECTRONICS FOR SALE

**DESCRAMBLERS** for cable and satellite. Kits and assembled units. All types. Guaranteed. From \$19.95. Free catalog. (212) 330-8035.

**DESCRAMBLING SECRETS REVEALED.** FREE 24 hour hotline reveals secret satellite and cable descrambling information. (718) 390-7130.



### Quality Microwave TV Antennas

**WIRELESS CABLE - IFTS - MMDS - Amateur TV**  
Ultra High Gain 50db(+) • Tuneable 1.9 to 2.7 Ghz.  
• 55-Channel Dish System \$199.95  
• 36-Channel Dish System \$149.95  
• 20-Channel Dish System \$124.95  
• Optional Commercial Grid Antenna (not shown) Add \$50.00  
• Yagi Antennas, Components, Custom Tuning Available  
• Call or write (SASE) for "FREE" Catalog

**PHILLIPS-TECH ELECTRONICS**  
P.O. Box 8533 • Scottsdale, AZ 85252  
(602) 947-7700 (\$3.00 Credit all phone orders)  
MasterCard • Visa • American Express • COD's • Quantity Pricing

Dish System  
LIFETIME WARRANTY

### EDUCATION

**LEARN SKILLS** electrical and electronic. Most courses \$49.50. Catalog \$2.00. A&A Products, Rt1 Box 482-L, Rockdale, TX 76567.

**IMPULSE BASEBAND DPBB-73XX** \$225.00, DPV5-ch.3 \$150.00, Pioneer BA6110 \$250.00 — Testaids: Star6: \$15.00 Star7: \$15.00. SA all: \$25.00, Pioneer all: \$25.00 — min. 10 pc. Please call (212) 978-3535. No N.Y. sales.

**LEARN TO EARN:** Electronics, robot, radio, others. Free catalog. A&A Products, Rt1 Box 482-L, Rockdale, TX 76567.

### Cable Test Aids

Orders only 1-800-452-7090 Information (310)902-0841  
Test chips for JERROLD, TOCOM, ZENITH, SA, & more. Puts cable boxes in full service mode. Easy installation. Zenith only \$39.95. Most others under \$50ea. FAX: (310)902-0851. Quantity prices available. No Cx. miles. Not for use in cable co. owned equip. For use as a test aid only.

### CABLE TV

**"BULLET" BUSTER.** Protect your cable box against the infamous cable "bullet." The "Bullet" Buster acts as an electronic shield. Installs in-line in seconds. Don't wait until it's too late! \$19.95 + \$3.00 S&H. ELECTROMAN, Box 24474, New Orleans, LA 70184. (504) 482-3017.

**CBTV DOCTOR** Stop the Bullet and ID signals in cable lines. Order your set now. Send \$17.50 + \$2.50 S&H to: R.F. Enterprises, PO Box 3532, Easton, PA 18043-3532.

**CABLE UNSCRAMBLED.** Everything you wanted to know about cable, but were afraid to ask. \$10.00. Electroman, Box 24474, New Orleans, LA 70184. (504) 482-3017.

### SATELLITE EQUIPMENT

**SATELLITE EQUIPMENT** 5-10% above cost! All major brands: Chaparral, Uniden, DX, Echostar, HTS, Toshiba, GI, Norsat LNBS, Orbit \$40.00, SatVwk \$44.00. Lowest prices guaranteed. If you don't call, you'll never know...Canyon Satellite 1 (800) SAT-PRTS.

### COMPUTER HARDWARE

**MAGAZINE SUPPORTING Z80, CP/M, S100, Kaypro, 8031, 6809** and more. The *Computer Journal*. 10th year of classic computer projects. Hardware, software, forth, assembler. Micro-C Kaypro disks and schematics. 6 issues, \$24.00, free sample. 1 (800) 424-8825. TCJ, PO Box 535, Lincoln, CA 95648.

**SAVE 50% plus!** Upgrading/assembling your own PC. Power house 486 book \$12.95. Build a clone book (all but 486) \$9.95. Both include best parts sources. Free catalog! Digatek, Suite 90-A, 2723 West Butler Drive, Phoenix, AZ 85051.

### COMPUTER SOFTWARE

**FREE SOFTWARE CATALOGS** IBM, Apple II GS, Commodore, Amiga, Atari, 8 BIT. 1000's of great programs as low as \$2/disk. LT-1 Enterprises, Marengo, IL 60152. (815) 568-7000 or 1 (800) 382-3373.

### Prototype it..... FAST!

with ProtoQuick 8051 or Z8  
Complete single board computers  
Up to 32K EPROM and 8K RAM  
- 10 pin in place through hole or a  
RESISTOR (no solder) on 0805 carrier  
- Up to 8K of EPROM or source code  
assembled, ready to run. (50 only)  
MS DOS cross assembler included

**\$99.00** each

Software Science  
3780 Brookridge Road  
Cincinnati, OH 45244 USA  
(513) 561-2060

Run prototype applications or experimental hardware from the serial port. WITHOUT PROGRAMMING!

**BROADCAST FARTHER**  
PLANS ARE SOLD FOR EDUCATIONAL PURPOSES ONLY

The model 1525 is an RF amplifier that connects to mono or stereo FM transmitters and produces a powerful 15-25 watt signal which could broadcast up to 5 miles or more! Requires 75-250 mW drive. Step by step plans complete with part source information and broadcast antenna designs. **ONLY \$16**

**Progressive Concepts** 1313 N. GRAND AVENUE, SUITE 291  
WALNUT, CALIFORNIA 91789  
(909) 626-4969

**Satellite-TV**

SAVE 40% - 60%  
800-334-6455  
218-739-5231 Int'l  
218-739-4879 Fax

**FREE Catalog**

**Skyvision Inc.**  
1048 FRONTIER DRIVE • FERGUS FALLS, MN 56537

### COMPONENTS

**ELECTRONIC PARTS** specializing in small quantity orders. No minimum order requirements. Flat shipping fee of \$1.00 per order (US only). All parts are prime new parts. Send for price list. JTS, PO Box 401, Charles City, IA 50616-0401.



# CABLE TV DESCRAMBLER KITS

## Universal Descrambler

Includes all the parts and an etched & Drilled PC Board. Not included is AC adaptor or enclosure.....\$69.00

## Tri-Mode Descrambler

Includes all the parts and an etched & drilled PC board & AC adaptor. Not included is the enclosure.....\$49.00

## SB-3 Descrambler

Includes all the parts & an etched & drilled PC board & AC adaptor. Not included is the enclosure.....\$29.00

# Call Toll Free 1-800-258-1134


## Visa, MasterCard & COD

**M & G Electronics, Inc., 301 Westminister Street  
Providence, RI. 02903**

*It is not the intent of M & G Electronics, Inc. to assist any individual to defraud any pay TV operator or to violate any state or federal laws regarding the use of the descrambler kits. You must understand the kits being purchased for educational and or experimental use only.*

Dumont Model 190  
two channel, 50 MHz  
solid state, delayed  
timebase, modular  
construction, built  
to military specs.  
includes 225 page  
manual, 30 money-  
back guarantee  
Your cost:

**\$250**



Hewlett-Packard Model 180A two channel  
solid state, 50 MHz delayed timebase,  
Remanufactured, original cost  
was over \$6,000 Your cost:

**\$290**

Price includes 225 page service  
manual with schematics. 30  
day unconditional guarantee  
80 day parts and labor.  
Remanufactured. Two cabinet  
styles available.

**VIDEOSPECTRA**  
**(800) 835-8335**

P.O. Box 755  
Agoura, CA 91301



## PE MARKET CENTER CLASSIFIEDS

### PLANS-KITS-SCHEMATICS

**BUILD — FIVE-digit, ohms, capacitance, frequency, pulse, multimeter.** Board and instructions \$9.95. Bagnall Electronics, 179 May, Fairfield, CT 06430.

**FM STEREO TRANSMITTER** kit broadcasts any audio signal to FM stereo radios throughout your home. Uses unique BA1404 IC. Complete kit: PC board/components — \$24.00. Visa/MC. **TENTRONIX**, 3605 Broken Arrow, Coeur d'Alene, ID 83814. (208) 664-2312.

## BUGGED??

**EAVESDROPPING** is unbelievably widespread! Electronic Devices with amazing capabilities can be monitoring your telephone and room conversations **RIGHT NOW!** Are you sure you're safe? **FREE CATALOG** tells you fast! Includes Free Bonus details on fantastic opportunities now open in Counter-Surveillance field. Exciting, immensely interesting and **EXTREMELY** profitable (up to \$250 hr) full/part-time income. Call Now! **1-800-732-5000**

**HIGH SECURITY** alarm system diagram. Formerly secret circuit is virtually undefeatable. Uses commonly available parts. Plans with 1 remote sensor included, only \$12.95 ppd. Armstrong, Box 94328, OKC, OK 73143.

**AUTOMATIC CAR** starter. Works on most cars. Plans \$7.50. Send check or money order to: Roger Jepson, 2077 Hanhauser Cir., Blackfoot, ID 83221.

### SURVEILLANCE & COUNTERSURVEILLANCE Electronic Devices

Bugging/Phone Tapping Detectors • Caller IDs  
Phone Scramblers • Voice Changers • Shotgun Mics  
Vehicle Tracking • Transmitters • Locksmithing • AND MORE!

**NEW!** 7-hour telephone recording system.  
Tapes phone calls automatically. \$125.00



FOR CATALOG SEND \$5.00 TO...  
P.O. Box 337, Buffalo, NY 14226 (716) 691-3476

**ALL-IN-ONE** catalog. AM/FM/ham/spy, transmitters/amplifiers, voice disguisers, descramblers, audio/TV/science projects. Start your own licensed/unlicensed radio station, books/plans/kits for import and export. 60 mouth-watering pages for \$1.00. **PAN-COM INTERNATIONAL**, PO Box 130-H1, Paradise, CA 95967.

**Z80 CONTROLLER** boards with schematic, parts list, and info. 32K Eprom, 32K RAM, battery back-up, 32 lines I/O, 4 counter/timers, expansion port. Bare boards — \$27.95. Kit with all components — \$69.00. Henry Smith, 16801 Gaines Rd., Broad Run, VA 22014.

**STUCK INDOORS?** Bored beyond belief? Check out our intriguing line of kits and plans. Free catalog. **Electroman**, Box 24474, New Orleans, LA 70184. (504) 482-3017.

**RADIATION ALERT!!** Geiger counter utilizes one of the most sensitive Geiger tubes available and no nonsense circuitry. Schematic, operating info and parts availability \$11.95 to: **Electronic Safety Instruments**, Box 156, 2927 West Liberty Ave., Pittsburgh, PA 15216.

### AUDIO-VIDEO-LASERS

**FREE LASER CATALOG.** Argon, He-Ne, and visible diode lasers, holography, lightshows, pointers. Write: Midwest Laser Products, PO Box 2187, Bridgeview, IL 60455. Or call (708) 460-9595.

**SURROUND SOUND** decoder ready to connect to rear amp. Low noise FET circuitry. \$34.95 ppd. Armstrong, Box 94328, OKC, OK 73143.

## SUPPORT RESEARCH.

It Works Wonders.



American Heart Association

**MARYMAC®**

The New Realistic®  
**PRO-43 Scanner**

**Radio Shack®**

**PHONES**

Our 17th year of DISCOUNTS  
**Toll Free 800-231-3680**


PRO-43 List \$349.95

**Our Delivered Price \$290.00**

*We discount everything in the RS catalog*

22511 Katy Fwy.  
Katy (Houston), TX 77450  
1-713-392-0747 FAX 713-574-4567





**IF YOU'RE NOT  
RECYCLING  
YOU'RE THROWING  
IT ALL AWAY.**

A little reminder from the Environmental Defense Fund that if you're not recycling, you're throwing away a lot more than just your trash.

You and your community can recycle. Write the Environmental Defense Fund at: EDF-Recycling, 257 Park Avenue South, New York, NY 10010, for a free brochure that will tell you virtually everything you need to know about recycling.



**TOP SECRET**



**CONSUMERTRONICS**

2011 Crescent Dr., P.O. Drawer 537  
Alamogordo, NM 88310  
(505) 434-0234, 434-1778

FAX: (505) 434-0234 (if you get answering machine press "1", then "1" any time)

VOICELINES: 8 AM - 8 PM MST, Mon-Sat  
FAX (orders only): 24-hour, 7 days/week

Add \$5 total SH (USA, Canada). All items in stock. COD (UPS cash only), VISA, MCard OK. New Catalog is \$2 w/ order, \$4 w/o (no free catalog). In business since 1971. As seen on TV, etc. John Williams - former Lockheed Senior Engineer, NMSU Professor of Computer Science, NIH Health Physicist. Educational purposes only.

\*All software supports all IBM-PC compatible systems (8086 - 80486)

**Off-The-Shelf HARDWARE**

Van Eck Systems, Automated Tempest Module, KX Radar Emitter, Carjacking Follower, Personal Body Alarm, Voice Disguiser, Hearing Assistant, Shriek Module, EM Countermeasures, Omnimax TENS, 6th Sense Communicator, many nifty Phone Boxes, Bumper Beeper, Subliminal Mixer/Amp, Super MW0, Rifle Device, Neurophone, Hieronymus Machine, MJ Magnetometer, Data Card Reader/Writer, Dwelling Security System, Levitator, Vortex Generator, Ultrasonic Jammer & Receiver, Stealth Paint - more! See our Catalog.

**SPECIAL PROJECTS**

We design, build, repair, modify, maintain and/or consult on any device, system, process or project - electrical, electronic, computer, phone, mechanical, optical, automotive, invention prototyping. Confidentiality guaranteed. Describe and include \$25 pre-engineering fee (does not obligate you). Time and cost estimates in 7-10 days.

**CELLULAR PHONE PHREAKING**

How cellular phones are designed, operated, re-programmed. How cellular systems are vulnerable to hack attacks, and countermeasures. Comprehensively describes modifying NAMs and ESNs (includes specific info. on 30+ popular models), scanning, scanner restorations (includes UHF TV method), freq and channel allocations, roaming, tracking, ECPA - more! \$39.

**VOICE MAIL HACKING**

How voice Mail Box (VMB) systems are used and the specific ways they are hacked. Includes ASPEN, MESSAGE CENTER, BIX, GENESIS, EZ, SYDNEY, PHONE MAIL, AUDIX, CINDY, CENTAGRAM, SPERRY LINK, RSVP, etc. Absolutely required for all users and sysops! \$29

**PBX HACKING**

Thousands of PBXs are hacked to the tune of about \$9 Billion/yr! While our "VOICE MAIL HACKING" details how VMBs are hacked for "ghim" and profit - including VMS methods for hacking PBXs themselves - "PBX HACKING" addresses ALL issues relating to PBX hacking, including countermeasures! Can your business or agency afford a \$90,000 phone fraud loss (the average loss due to hacked PBXs)? As described in Forbes Magazine. \$39

**PHREAKING CALLER ID and ANI**

Details on how they work and dozens of effective ways of defeating Caller ID, ANI, 800, 877, and Call Blocking and 877. Also describes Caller ID, Orange, Beige, Cheese and CF Boxes, ESS, SS7, E-911, various CLASS services, CN, A, NON PUB DA, CA/M, DNR, 800-ECR, Diverters, LD Extenders, Centrax - more. \$29.

**PHONE COLOR BOXES**

As designed by Phone Phreaks! 15 phone color boxes described. Dozens of circuits, simulator programs. Plus call forwarding, conferencing, phreak history, 50 useful and legal phone circuit plans - more. \$29.

**ROBOFONE AUTODIALER**

Powerful, versatile, menu-driven "Wargames" autodialer lets you dial any quantity (up to 10K) or mix of local/long distance numbers in any order, over any length of time, whether busy or answered (your choice) and log the times, commands and results to monitor, printer and/or disk. Quick-dial directory of up to 800 numbers. BUSTY redial options. Direct modem command and control. All Result Codes, including VOICE and RINGING. Optional shell to terminal program upon CONNECT. Exit to menu or DOS (for batching). Manual + Disk\* \$29.

**COMPUTER PHREAKING**

TROJAN HORSES, VIRUSES, WORMS, etc. and countermeasures. Includes disk with 360K of hacker text files and utilities, and legendary FLUSHOT+ protection system (Ed. Choice, PC Magazine). Dozens of computer crime and abuse methods and countermeasures. How systems are penetrated, BBS advice, password defaults, glossary - much more! Manual + Disk\* \$39.

**BEYOND VAN ECK PHREAKING**

Eavesdropping on VDT and TV video signals using an ordinary TV! Documented in security industry literature. Range up to 1 KM. Plans include both the Consumertronics and the original Top Secret Van Eck designs! \$29.

**CRYPTANALYSIS TECHNIQUES**

Five powerful menu-driven crypto programs (in COM and their .BAS sources) to analyze, decrypt "secure" ciphertexts. Worked-out examples. Recommended in prestigious COMPUTERS & SECURITY. Manual + Disk\* \$29.

**ULTIMATE SUCCESS MANUAL**

Underpaid? Harassed or abused? Manipulated? Taken for granted? Stuck in a dead-end job? Can't find a good job? Expect to be laid off, fired or transferred soon? The ultimate no-holds-barred, looking-after-#1 Machiavellian techniques to find, obtain, optimize and keep top jobs, pay and benefits. THE RULES OF THE GAME FOR A GAME WITHOUT RULES! From first resume to CEO. \$29.

**STOPPING POWER METERS**

As reported on CBS "60 MINUTES": How certain devices can slow down - even stop - watt-hour meters - while loads draw full power! Device simply plugs into one outlet and normal loads into other outlets. Also describes meter creep, overload droop, etc. Plans \$29. **THE I.Q. MANUAL**: External magnetic ways (applied to the meter itself) to slow down and stop watt-hour meters while drawing full loads. Plans \$19. **SLICKE METERERS**: How watt-hour meters work, calibration, error modes (many), ANSI Standards, etc. Demand and Polyphase Meters. Experimental results to slow and stop meters by others. \$19. Any 2, \$38. All 3, \$59.

**AUTOMATIC TELLER MACHINES**

ATM crimes, abuses, vulnerabilities and defeats exposed! 100+ methods detailed, include: Physical, Reg. E, cipher, PIN compromise, card counterfeiting, magnetic stripe, false front, TEMPEST, Van Eck, tapping, spoofing, hostile job, super-cool, vibration noise, high voltage - others. Case histories, law, countermeasures, detailed security checklist, labeled internal photos, figures. ATMs contain up to \$250,000 in cash! Recent \$350,000 ATM crime spree still unsolved! \$39.

**CREDIT CARD SCAMS**

Cardholders, merchants and banks suffer \$ Billions in losses annually because of credit card fraud. Describes every known means of credit card fraud and scams. Protect yourself! \$29.

**CONS & SCAMS**

Cons & scams fleece Americans of \$100+ Billion per year! The most comprehensive survival manual on cons & scams of all kinds - from the classic to the high-tech. Details on 100s and their many variations. Protect yourself! \$29.

**HIGH VOLTAGE DEVICES**

HV devices plans: Stun Gun, Taser, Prod, Cane, Fleasher, Blaster, Zapper, Audio/RF/Radar Jammer, Jacob's Ladder, Plasma & Van de Graaff Gens, Fence Charger, Geiger Counter, Ozone Gen., Fish Stunner, Plant Stim., Kirlian, more! Shocking! \$29.

**UNDER ATTACK!**

Electromagnetic Interference and Electronic Weapon Attacks cause: Cancer, birth defects, and profound psychological, neurological, cardiovascular and immune system disorders! Destructive to people, animals, plants, equipment! Includes **ACTUAL CASES OF EM ATTACKS ON PEOPLE** (we investigated)! Includes how to verify and pinpoint EM and electronic attack sources, and specific countermeasures. \$29. **EM BRAINBLASTER**: Tutorial and plans for powerful **ELECTROMAGNETIC WEAPONS** and **LAB DEVICES**. Optimum circuits, freqs, waveforms, duty cycles, intensities. Thorough. \$29. Both \$49.

**RADIONICS MANUAL**

Exciting electrical, electronic and electromagnetic therapeutic, diagnostic and preventive devices (mostly experimental). History, descriptions, plans (dozens), availability of Radionics Devices from early to modern. While drugs cost \$ Hundreds, electricity costs pennies! \$29. **HEAL THY. SELF**: Plans for 3 major electronic therapeutic devices of types approved by FDA. \$19. Both \$39.

**HARD DRIVE MANUAL**

Covers all hard drive and controller implementations (emphasis on PCs). How to select, interface, initialize, set up, use, maintain, troubleshoot and repair them. How to protect them from mistakes, sabotage, prying eyes and sticky fingers. How to recover damaged and lost files. How to prevent crashes to begin with. Includes software reviews. Loaded with information, advice, tips. \$29. **DISK SERVICE MANUAL**: Maintain, troubleshoot, repair, adjust, align floppies. Without special equipment or software. 3.5"/5.25"/8", PC/XT/AT/386/486, Apple, Commodore, etc. systems. All floppies need regular upkeep. \$29. **DISK DRIVE TUTORIAL**: Theory, practical facts on floppy drives, disks, including many tips, recommendations, formatting, interfacing, FDC, etc. \$24. Any 2, \$49. All 3, \$69.

**SOFTWARE PROTECTION SYSTEM**

Unique system that highly discourages costly software piracy while not interfering with legit archival copies. No known way to defeat. No special equipment required. Simple and automatic to install on your distributed software. Compatible with all other copy-prevention systems. Manual + Disk\* \$55.

**STEALTH TECHNOLOGY**

Police radar is fascinating! It also has error rates of 10-20%! Every known error mode - stealth method and material used to minimize radar reflections - tactic and strategy to fight unjust radar tickets (that cost you \$100s in insurance and risk cancellation) - methods to detect and jam signals - fully described! \$29.

**SECRET & SURVIVAL RADIO**

Optimum survival and security radio equipment, methods, freq allocations and voice/data scrambling/encoding. Includes small receivers/transmitters, telemetry, antenna optimizations, remote monitoring and control, security, surveillance, and ultrasonic, fiber-optic and infrared commo. 70+ circuit plans, tables. \$29.

**ROCKET'S RED GLARE**

How to design and build solid-propellant amateur and survival rockets. Emphasis on formulation, manufacture, installation of propellants, motors, igniters, etc. Includes list of commonly available materials and the design of launch pads and test beds and their electronics. \$29.


**MUTUAL FUNDS PRO (MFP)**

Mutual funds (MFs) are the optimum investment for most people today. However, out of 4,000+ MFs only about 10 are worth serious consideration. Many MFs are poor performers that gouge investors with fees. MFP is the best MF analyzer, tracker and picker program available because it is easy to use (menu-driven), full of options, and uses weighting schemes that more accurately reflect the importance of recent data over long-past stale data. And MFP takes into consideration all fees, let's you compare MF performances against the S&P500 or any specified interest rate (ac: CD), let's you assign an Uninsured Investment Penalty for optimum results, and has powerful sorts. Includes a data file with our pick of the top 100+ performers. Manual + Disk\* \$39. **STOCKPRO!**: Unique, powerful, shrewd, unconventional stock investment strategy. Professionally created for NMSU, and core of costly consulting package. Manual + Disk\* \$29. Both \$59.



## VCR Cross Reference

NOW Find the right Part  
for your VCR



### With the ISCET VCR CROSS REFERENCE

This 270-page reference contains both model and part-number cross-references updated to include 1992 units.

VCR's are made in a few factories from which hundreds of different brand names and model numbers identify cosmetically-changed identical and near-identical manufactured units. Interchangeable parts are very common. An exact replacement part may be available only a few minutes away from you even though the manufacturer supplier is out-of-stock. You may be able to cannibalize scrap units at no cost!

The ISCET VCR Cross Reference is pre-punched for standard loose-leaf binding. . . \$38.00 plus \$3.00 for shipping for each Reference.

**Clagck Inc.**  
**VCR CROSS REFERENCE OFFER**  
**P.O. Box 4099**  
**Farmingdale, New York 11735**

Name \_\_\_\_\_  
Business \_\_\_\_\_  
Address \_\_\_\_\_  
City \_\_\_\_\_  
State \_\_\_\_\_ Zip \_\_\_\_\_  
Phone \_\_\_\_\_

Enclose \$38.00 for the Third Edition of the ISCET VCR Cross Reference and \$3.00 for shipping for each Reference.

The total amount of my order is \$ \_\_\_\_\_  
Check enclosed—do not send cash,  
or please charge my credit card.

Visa  MasterCard Exp. Date \_\_\_\_/\_\_\_\_/\_\_\_\_

Card No. \_\_\_\_\_

Signature \_\_\_\_\_  
New York State residents must add applicable local sales tax to total.

# GET THE LATEST ADVANCES IN ELECTRONICS

WITH A SUBSCRIPTION TO

# Electronics NOW



Electronics Now gives you  
exciting articles like:

- Buyer's Guide to Digital Oscilloscopes
- Build A Scanner Converter
- Single-Chip Voice Recorder
- Build A MIDI Interface for your PC
- Troubleshoot Microprocessor Circuits
- Build A High-Power Amplifier for your Car
- Add Music On Hold to your Phone
- All About Binaural Recording
- VGA-to-NTSC Converter

## SUBSCRIBE TODAY

Just fill out the order card in this magazine  
and mail it in today.

7PA49

FOR FASTER SERVICE CALL TODAY

# 1-800-999-7139

ENJOY THE WORLD OF  
ELECTRONICS EACH  
MONTH!

Subscribe to the best electronics magazine—the one that brings you the latest high-tech construction projects, feature articles on new technology, practical troubleshooting techniques, circuit design fundamentals, and much more.


Electronics Now looks to the future and shows you what new video, audio and computer products are on the horizon. What's more you'll find helpful, monthly departments such as Video News, Equipment Reports, Hardware Hacker, Audio Update, Drawing Board, Computer Connections, New Products, and more. All designed to give you instruction, tips, and fun.



# ARCO SOLAR PANELS

LOWEST COST PV IN HISTORY

## 5 Amps \$240



CARRIZO SOLAR is dismantling the Carrisa Plains, CA PV powerplant. Surplus shoppers know the value of "INDUSTRIAL GRADE" hardware. Used ARCO # M52-L photovoltaic modules are now available at savings of up to 50% vs new PV modules. A "QUADLAM" set is 4 unframed 4V 5 Amodules. Framing is available for \$50 /set. 5 year power warranty. Limited quantities. High quality, durable monocrystalline PV at the lowest prices ever offered. Ideal for RV - cabins - repeaters - emergency power. Here is your opportunity to set up a new system, or beef up an existing one. Satisfaction Guaranteed. Call for brochure / spec sheet.

New SIEMENS M75 \$330 Free Brochure  
 PV cell GRAB BAGS \$15 Design Guide/Catalog \$4  
 Hobby / Surplus Items New & Used PV panels

**800-366-9316**

VISA / MASTERCARD

Active Technology PO Box 1553 Placerville CA 95667



HRS. M - F 9-4 PST NO. NV. SALES



OAK HAMLIN  
 JERROLD PIONEER  
 SCIENTIFIC ATLANTA  
 90 DAY + GUARANTEE  
*Call No Today*

**1 800 847 3773**

**OUR PRICES**  
 IS HONESTLY APPRECIATED

BUSINESS

WHERE OUR VALUED CUSTOMERS


**TELEVIEW DISTRIBUTORS**

**TONY TALLIS ORIGINAL**

## NEW!! Laser Radar Detectors \$99.95

### CABLE CONVERTER SPECIALS

	1	5	10+
<b>Jerrold 400 Converter</b> 60 channel refurbished with new transmitter. Fine tuning HRC/STD selectable. 6 month warranty	59.95	49.95	45.00
<b>Hamlin 5000 Converter</b> 64 channel w/fine tune. New transmitter. Channel O & 1 Compatible.	69.95	59.95	55.00
<b>SA-3 Type Decoders</b>	89.95	65.00	50.00



### United Electronic Supply

P.O. Box 1206-NV  
 Elgin, IL 60121

**708-697-0600**

No Illinois Sales



Hours: Mon - Fri: 8:30 — 5:00 pm CST

24 Hour Answering Machine for orders

Enter A World Of Excitement with a Subscription to

# Popular Electronics®

## Get the latest electronic technology and information monthly!

Now you can subscribe to the magazine that plugs you into the exciting world of electronics. With every issue of Popular Electronics you'll find a wide variety of electronics projects you can build and enjoy.

Popular Electronics brings you informative new product and literature listings, feature articles on test equipment and tools—all designed to keep you tuned in to the latest developments in electronics. So if you love to build fascinating electronics, just fill out the subscription form below to subscribe to Popular Electronics... It's a power-house of fun for the electronics enthusiast.

### EXCITING MONTHLY FEATURES LIKE:

- CONSTRUCTION**—Building projects from crystal sets to electronic roulette
- FEATURES**—Educational training on digital electronics, Ohm's Law, Antennas, Communications, Antique Radio, Simplified Theory
- HANDS-ON-REPORTS**—User test comments on new and unusual consumer products
- SPECIAL COLUMNS**—Think Tank, Circuit Circus, Computer Bits, DX Listening, Antique Radio, Amateur, Scanner Scene

### PLUS: ALL OUR GREAT DEPARTMENTS!

You'll get 12 exciting and informative issues of Popular Electronics for only \$18.95. That's a savings of \$23.05 off the regular single copy price. Subscribe to Popular Electronics today! Just fill out the subscription order form below.



Save  
**55%**  
Off The Regular  
NEWSSTAND  
Rate

FOR FASTER SERVICE CALL TODAY

**1-800-827-0383**

(7:30AM-8:30PM)

EASTERN STANDARD TIME

## Popular Electronics® SUBSCRIPTION ORDER FORM

APEA 4

P.O. Box 338, Mt. Morris IL. 61054

**YES!** I want to subscribe to Popular Electronics for 1 Full year (12 Issues) for only \$18.95. That's a savings of \$23.05 off the newstand price.

(Basic Subscription Rate—1 yr/\$21.95)

Payment Enclosed  Bill me later

Please charge my:  Visa  Mastercard

Acct. #

Signature \_\_\_\_\_

Exp. Date \_\_\_\_\_

PLEASE PRINT BELOW:

NAME \_\_\_\_\_

ADDRESS \_\_\_\_\_

CITY \_\_\_\_\_

STATE \_\_\_\_\_

ZIP \_\_\_\_\_

Allow 6 to 8 weeks for delivery of first issue. U.S. Funds only.

In Canada add \$6.98 Postage (Includes G.S.T.) All Other Foreign add \$7.50 Postage.



# FREE

## 2 ROLLS 35mm Film



Try this Exciting New Film!  
"While (this film) has sharpness and fine grain competitive with other films of its speed, its main forte is color reproduction. Nuances of color are held in the prints; You can see the difference between cherry red and tomato red"  
Photographic Magazine



100% Satisfaction Guaranteed

Now you can try the 35mm film *Photographic Magazine* calls the best 200 ASA print film in the World! For Free. To introduce you, we'll send you two rolls Free. Fine grain, rich color, wide exposure latitude — perfect for everyday shots. Shoot in bright or low light — indoors or outdoors. And you can order prints, slides, or both, from the same roll — without the high cost of slide film! Try this remarkable film today.

### Prints or Slides from the same roll

## SEND ME 2 ROLLS FREE!

Rush me two 20-exposure rolls of your highly acclaimed 35mm film, one each at 200ASA and 400 ASA. Enclosed is \$2.00 for shipping. Limit 2 rolls per household.

FIRST NAME \_\_\_\_\_ LAST NAME \_\_\_\_\_

ADDRESS \_\_\_\_\_

CITY \_\_\_\_\_ STATE \_\_\_\_\_ ZIP \_\_\_\_\_

24526

Mail to: Seattle FilmWorks  
1260 16th Ave. W.  
P.O. Box 34056  
Seattle, WA 98124-1056

©1991 Seattle FilmWorks. Free film offer does not include developing. Process SFW-XL.

January 1994, Popular Electronics

125

# FUN WITH ELECTRONICS



◀  **160—COIL DESIGN & CONSTRUCTION MANUAL** .... \$5.95. How to make RF, IF, audio and power coils; chokes and transformers. Practically every possible type is discussed.

**PCP113—THE PC MUSIC HANDBOOK** .... \$13.95. Learn the basics of computer music systems. For the professional musician, gifted amateur or just plain curious.



◀  **BP297—LOUDSPEAKERS FOR MUSICIANS** .... \$6.25. Loudspeaker design from the musician's point of view! All you need to know, and you should be able to design your own after reading this.



**BP277—HIGH POWER AUDIO AMPLIFIER CONSTRUCTION** .... \$6.25. Here's background and practical design information on high power audio amplifiers capable of 300±400 watts r.m.s. You'll find MOSFET and bipolar output transistors in inverting and non-inverting circuits.



◀  **BP302—A CONCISE USER'S GUIDE TO LOTUS 1-2-3 RELEASE 3.1** .... \$6.25. If you are a PC user and want to upgrade to Lotus 1-2-3 release 3.1, this book can teach you how to do that in the shortest and most effective way.



**BP298—A CONCISE INTRODUCTION TO THE MACINTOSH SYSTEM AND FINDER** .... \$6.25. This introduction for those new to the Mac, this book also serves as a quick refresher for experienced owners that have not used the machine in some time.



MAIL TO: **Electronic Technology Today, Inc.**  
P.O. Box 240  
Massapequa Park, NY 11762-0240

### SHIPPING CHARGES IN USA AND CANADA

\$0.01 to \$5.00	\$1.50	\$30.01 to \$40.00	\$5.50
\$5.01 to \$10.00	\$2.50	\$40.01 to \$50.00	\$6.50
\$10.01 to \$20.00	\$3.50	\$50.01 and above	\$8.00
\$20.01 to \$30.00	\$4.50		

**SORRY, No orders accepted outside of USA and Canada**

Total price of merchandise	\$	_____
Shipping (see chart)	\$	_____
Subtotal	\$	_____
Sales Tax (NYS only)	\$	_____
Total Enclosed	\$	_____

Name \_\_\_\_\_  
Address \_\_\_\_\_  
City \_\_\_\_\_ State \_\_\_\_\_ Zip \_\_\_\_\_

# ADVERTISING INDEX

POPULAR ELECTRONICS magazine does not assume any responsibility for errors that may appear in the index below.

Free Information No.	Page
151	AMC Sales ..... 69
—	American Radio Relay League ... 82
—	Antique Radio Classified ..... 82
—	CBC International ..... 82
—	CIE ..... 29
—	CLAGGK Inc. Video Offer .... CV4
—	CLAGGK Monitor ..... 7
—	Cable Ready Company ..... 83
—	Command Productions ..... 24
—	Copyright Clearance Center, Inc. 15
—	ETI ..... 15
—	Elec. Industry Association ..... CV3
—	Electronic Tech. Today ..... 11, 94
—	Electronics Book Club ..... 3, 79
—	Firestik II ..... 82
153.	Fluke Corporation ..... CV2
154	Foley-Belsaw Company ..... 5
—	Grantham College ..... 19
155	Heathkit ..... 69
—	ISCET ..... 71
156	Jameco ..... 23
—	NRI Schools ..... 15
13	Number One Systems Ltd. .... 26
—	People's College ..... 81
—	Pulse Stick II ..... 7
165	Radio Shack ..... 21
14	The School Of PC Repair ..... 75
159	The School Of VCR Repair ..... 71
164	U.S. Cable Supply, Inc. .... 83
164	U.S. Cable Supply, Inc. .... 95
—	World College ..... 9

## ADVERTISING SALES OFFICE

**Gernsback Publications, Inc.**  
500-B Bi-County Blvd.  
Farmingdale, NY 11735  
1-(516) 293-3000

**Larry Steckler**  
President

**Christina Estrada**  
Assistant to the President

**For Advertising ONLY**  
516-293-3000  
Fax 1-516-293-3115

**Larry Steckler**  
publisher

**Arline Fishman**  
advertising director

**Denise Mullen**  
advertising assistant

**Kelly Twist**  
credit manager

**Subscription/  
Customer Service/  
Order Entry**  
1-800-827-0383  
7:30 AM - 8:30 PM EST

## ADVERTISING SALES OFFICES

### EAST/SOUTHEAST

**Stanley Levitan**  
Eastern Sales  
1 Overlook Ave.  
Great Neck, NY 11021  
1-516-487-9357, 1-516-293-3000  
Fax 1-516-487-8402

### MIDWEST/Texas/Arkansas/ Oklahoma, Colorado, Arizona

**Ralph Bergen**  
Midwest Sales  
One Northfield Plaza, Suite 300  
Northfield, IL 60093-1214  
1-708-446-1444  
Fax 1-708-559-0562

### PACIFIC COAST/Mountain States

**Mike Brooks**  
Pattis/3M  
1800 North Highland Avenue  
Suite 717  
Hollywood, CA 90028  
1-213-462-2700  
Fax 1-213-463-0544



# NEW!! FAX US YOUR FREE INFORMATION CARDS FOR EVEN FASTER SERVICE!

Now you can send your requests for Free Information by **FAX** or mail. It's simple, it's easy—just follow these three steps:

- 1 Print your name, address and Zip Code on one of the attached cards.
- 2 Circle the number (or numbers) on the card that matches the number at the bottom of each ad or editorial item that you want information on. Advertisers' free information numbers also appear in the ad index.
- 3 FAX the complete card to us at 413 637-4343 or if you prefer, drop the card in the mail.

**NOTE:** Submit all Free Information requests by either **FAX** or mail, **NOT BOTH!** **DUPLICATE REQUESTS WILL BE DISCARDED.** Use the **FAX** telephone number and the postcard address for Free Information only. Address all editorial inquiries to Editor, Popular Electronics®, 500-B Bi-County Blvd., Farmingdale, NY 11735

PE194

**Popular Electronics**

Name \_\_\_\_\_ Title \_\_\_\_\_  
 Company \_\_\_\_\_  
 Dept. MS \_\_\_\_\_  
 Daytime Business Phone \_\_\_\_\_  
 Company Address \_\_\_\_\_  
 City \_\_\_\_\_ State \_\_\_\_\_ Zip +4 \_\_\_\_\_

Unclear or incomplete mailing info will prevent our processing this request.

- 1  Please send me 12 issues (1 year) of POPULAR ELECTRONICS for \$18.95 and bill me. (Canada \$25.63 — US Funds only — Includes G.S.T.)
- 2  Please send me 12 issues (1 year) of ELECTRONICS NOW for \$17.97 and bill me. (Canada \$25.65 — US Funds only — Includes G.S.T.)

If the FCC relaxes the rules governing the uses of Amateur Radio, will you apply for a license? 5  YES 6  NO

13	25	37	49	61	73	85	97	109	121	133	145	157	169
14	26	38	50	62	74	86	98	110	122	134	146	158	170
15	27	39	51	63	75	87	99	111	123	135	147	159	171
16	28	40	52	64	76	88	100	112	124	136	148	160	172
17	29	41	53	65	77	89	101	113	125	137	149	161	173
18	30	42	54	66	78	90	102	114	126	138	150	162	174
19	31	43	55	67	79	91	103	115	127	139	151	163	175
20	32	44	56	68	80	92	104	116	128	140	152	164	176
21	33	45	57	69	81	93	105	117	129	141	153	165	177
22	34	46	58	70	82	94	106	118	130	142	154	166	178
23	35	47	59	71	83	95	107	119	131	143	155	167	179
24	36	48	60	72	84	96	108	120	132	144	156	168	180

**FREE INFORMATION CARD**

VOID after MARCH 31, 1994

Allow 6-8 weeks for delivery of first issue

PE194

**Popular Electronics**

Name \_\_\_\_\_ Title \_\_\_\_\_  
 Company \_\_\_\_\_  
 Dept. MS \_\_\_\_\_  
 Daytime Business Phone \_\_\_\_\_  
 Company Address \_\_\_\_\_  
 City \_\_\_\_\_ State \_\_\_\_\_ Zip +4 \_\_\_\_\_

Unclear or incomplete mailing info will prevent our processing this request.

- 1  Please send me 12 issues (1 year) of POPULAR ELECTRONICS for \$18.95 and bill me. (Canada \$25.63 — US Funds only — Includes G.S.T.)
- 2  Please send me 12 issues (1 year) of ELECTRONICS NOW for \$17.97 and bill me. (Canada \$25.65 — US Funds only — Includes G.S.T.)

If the FCC relaxes the rules governing the uses of Amateur Radio, will you apply for a license? 5  YES 6  NO

13	25	37	49	61	73	85	97	109	121	133	145	157	169
14	26	38	50	62	74	86	98	110	122	134	146	158	170
15	27	39	51	63	75	87	99	111	123	135	147	159	171
16	28	40	52	64	76	88	100	112	124	136	148	160	172
17	29	41	53	65	77	89	101	113	125	137	149	161	173
18	30	42	54	66	78	90	102	114	126	138	150	162	174
19	31	43	55	67	79	91	103	115	127	139	151	163	175
20	32	44	56	68	80	92	104	116	128	140	152	164	176
21	33	45	57	69	81	93	105	117	129	141	153	165	177
22	34	46	58	70	82	94	106	118	130	142	154	166	178
23	35	47	59	71	83	95	107	119	131	143	155	167	179
24	36	48	60	72	84	96	108	120	132	144	156	168	180

**FREE INFORMATION CARD**

VOID after MARCH 31, 1994

Allow 6-8 weeks for delivery of first issue



**BUSINESS REPLY MAIL**  
 FIRST CLASS MAIL PERMIT NO. 71 MT. MORRIS, IL

POSTAGE WILL BE PAID BY ADDRESSEE

**Popular Electronics®**  
**SUBSCRIPTION DEPT.**  
**P.O. BOX 338**  
**MT. MORRIS, IL 61054-9935**

NO POSTAGE  
 NECESSARY  
 IF MAILED  
 IN THE  
 UNITED STATES





.19¢ POSTAGE  
REQUIRED IN  
U.S.A.

# Popular Electronics®

READER SERVICE MANAGEMENT DEPT.  
P.O. BOX 5192  
PITTSFIELD, MA 01203-9989



.19¢ POSTAGE  
REQUIRED IN  
U.S.A.

# Popular Electronics®

READER SERVICE MANAGEMENT DEPT.  
P.O. BOX 5192  
PITTSFIELD, MA 01203-9989



# Popular Electronics®

For Faster Service Call Today  
1-800-827-0383  
(7:30 AM-8:30 PM) EST

Your best bet for projects and practical electronics!

Yes! Please enter my subscription to POPULAR ELECTRONICS® for a savings of \$23.05 per year off the single copy price!

1 Year (12 issues) \$18.95  
(Canada \$25.63 U.S. Funds-Includes G.S.T.)

Please print BB194  
Name \_\_\_\_\_  
Company Name (If applicable) \_\_\_\_\_  
Address \_\_\_\_\_  
City \_\_\_\_\_ State \_\_\_\_\_ Zip + 4 \_\_\_\_\_

Allow 6-8 weeks for delivery from publication of next issue.  
Offer valid in U.S. and Canada Only.

# For the best in hobby electronics read Popular Electronics

Don't take a  
chance on missing  
even one  
exciting issue.  
Subscribe now  
and save!



The magazine for the  
electronics activist and the  
consumer electronics  
enthusiast!

The best in hobby electronics  
appears each and every month  
in Popular Electronics!

Subscribe Today!

# Electronics NOW



Electronics Now offers a unique  
combination of articles on  
electronics technology, service,  
audio, video, computers.  
Keep up-to-date!  
Subscribe Today!



# What Do These Prestigious Companies Have In Common?

**Aerovox**  
DC Film and RFI Suppression Capacitors.  
AC Oil Capacitors. EMI Filters

**AMP**  
Electrical/Electronic Connectors.  
IC Sockets. PCB Switches

**AVX CORPORATION**  
A KYOCERA GROUP COMPANY  
MLC. Tantalum and Thin Film  
Capacitors. Resistors.  
Networks. Trimmers.  
Oscillators. Resonators. Filters  
and Piezo Devices

**BERG**  
ELECTRONICS  
High Density and Industry Standard  
Connectors/Subsystems

**BURNDY**  
an FCI Company  
Electronic Connectors

**CAROL**  
CAROL CABLE COMPANY INC.  
Electronic and Electrical Wire and Cable  
and Power Supply Cords

**COLE FLEX**  
Tubing, Conduits, Hose, Sleeveings, Splices.  
Insulation and Cable Harness Products

**Communications Instruments, Inc.**  
Relays and Solenoid Relays

**COOPER**  
Belden  
Multi Conductor, Paired, Coaxial, Flat,  
Fiber Optic, Instrumentation/Process  
Control, LAN, Special Application Cables,  
Power Supply Cords & Molded Cable  
Assemblies

**COOPER**  
Bussmann  
Fuses, Fuseholders, Fuse Blocks,  
and Fuse Accessories

**CORNELL DUBILIER**  
Capacitors - Aluminum  
Electrolytics, Mica, AC Oil, Film,  
MICA Paper and Relays

A COMPANY OF  
**DALE**  
**Dale Electronics, Inc.**  
Resistors, Networks, Oscillators, Displays,  
Inductors & Thermistors

**DI DANTONA INDUSTRIES, INC.**  
BATTERIES: Computer, Cordless  
Phone, Scanner & R/C.  
ANTENNAS: Cordless Phone (metal &  
rubber), Scanner Bumpers,  
Grommets and Stick-On Feet

**DEARBORN WIRE AND CABLE, I.P.**

**EATON**  
Eaton Corporation, Commercial  
& Military Controls Operation  
Switches, Relays, Displays and Keyboards

A  
**GERNSBACK**  
PUBLICATION  
Popular Electronics  
Electronics Now Magazine

**KOA SPEER ELECTRONICS, INC.**  
Resistors, SMT Tantalum Capacitors Inductors,  
Resistor Networks, SMT Thermistors

**MALLORY**  
North American Capacitor Company  
Tantalums, Aluminums, Sonalerts®  
Ceramics, Films and AC's

**M-tron**  
Quartz Crystal Clock Oscillators  
and Special Hybrid Products

**murata ERIE**  
MURATA ERIE NORTH AMERICA  
Monolithics, Discs, Variable Capacitors,  
Oscillators, Potentiometers, RFI/EMI Filters,  
Microwave, Surface Mount Capacitors

**NTE**  
**NTE ELECTRONICS, INC.**  
A WORLDWIDE REPUTATION FOR QUALITY SERVICE AND VALUE  
Semiconductors, Resistors,  
Capacitors, Relays

**Philips ECG**  
A North American Philips Company  
Semiconductors, Test Equipment,  
Relays, A/V Parts and  
Chemicals

**Quam**  
Loudspeakers and Commercial Sound  
Products

**ROHM**  
Rohm Electronics Division  
Resistors, Ceramic Capacitors,  
Transistors/Diodes,  
Opto Components and IC's

**SELECTA**  
Electrical Electronic Products  
Switches, Relays, Terminals,  
Indicator/Pilot Lights, LED Indicators,  
Test Clips, Test Leads, Cable Ties and  
Heat Shrinkable Tubing

A COMPANY OF  
**SPRAGUE**  
Tantalum Capacitors, Wet & Foil  
Capacitors, Resistor Networks,  
Resistor Capacitor Networks, Filters

**Switchcraft**  
A Raytheon Company  
Switches, Connectors, Jacks, Plugs,  
Jackfields & Audio Accessories

**TECH SPRAY**  
Non-CFC Cleaners/Degreasers,  
UV Cured Compounds, Swabs, Wipes,  
Brushes, Wick, Cleanroom Supplies, and  
Static Control Products.

## They sell through distributors. They belong to the E.I.A. They belong on your vendor list.

Leadership in electronics is not just a matter of designing products better and manufacturing them better, but also of marketing them better. And the sponsors of this message understand that better service to customers *requires* effectively involving distributors as part of their marketing teams.

Distributor involvement means lower prices, quicker deliveries, better service over-all. The Buyer wins. . . the Seller wins.

Distributors help achieve marketing leadership. So does the manufacturer's involvement in the Components Group of the Electronic Industries Association. EIA fosters better industry relations, coherent industry standards, and the sharing of ideas, which helps one another *and* serves customers better.

In choosing your component supplier, look for the marks of leadership —

- availability through distribution
- membership in the E.I.A.



Electronic Industries  
Association/Components Group  
2001 Pennsylvania Avenue, N.W. 11th Floor  
Washington, D.C. 20006  
Phone: (202) 457-4930 Fax: (202) 457-4985

Committed to the competitiveness of the  
American electronics producer

# Countersurveillance

**Never before has so much professional information on the art of detecting and eliminating electronic snooping devices—and how to defend against experienced information thieves—been placed in one VHS video. If you are a Fortune 500 CEO, an executive in any hi-tech industry, or a novice seeking entry into an honorable, rewarding field of work in countersurveillance, you must view this video presentation again and again.**

*Wake up!* You may be the victim of stolen words—precious ideas that would have made you very wealthy! Yes, professionals, even rank amateurs, may be listening to your most private conversations.

*Wake up!* If you are not the victim, then you are surrounded by countless victims who need your help if you know how to discover telephone taps, locate bugs, or “sweep” a room clean.

There is a thriving professional service steeped in high-tech techniques that you can become a part of! But first, you must know and understand Countersurveillance Technology. Your very first insight into this highly rewarding field is made possible by a video VHS presentation that you cannot view on broadcast television, satellite, or cable. It presents an informative program prepared by professionals in the field who know their industry, its techniques, kinks and loopholes. Men who can tell you more in 45 minutes in a straightforward, exclusive talk than was ever attempted before.

## Foiling Information Thieves

Discover the targets professional snoopers seek out! The prey are stock brokers, arbitrage firms, manufacturers, high-tech companies, any competitive industry, or even small businesses in the same community. The valuable information they filch may be marketing strategies, customer lists, product formulas, manufacturing techniques, even advertising plans. Information thieves eavesdrop on court decisions, bidding information, financial data. The list is unlimited in the mind of man—especially if he is a thief!

You know that the Russians secretly installed countless microphones in the concrete work of the American Embassy building in Moscow. They converted



**CALL NOW!**

**1-516-293-3751**

**HAVE YOUR VISA or MC CARD AVAILABLE**

what was to be an embassy and private residence into the most sophisticated recording studio the world had ever known. The building had to be torn down in order to remove all the bugs.

## Stolen Information

The open taps from where the information pours out may be from FAX's, computer communications, telephone calls, and everyday business meetings and lunchtime encounters. Businessmen need counselling on how to eliminate this information drain. Basic telephone use coupled with the user's understanding that someone may be listening or recording vital data and information greatly reduces the opportunity for others to purloin meaningful information.

The professional discussions seen on the TV screen in your home reveals how to detect and disable wiretaps, midget radio-frequency transmitters, and other bugs, plus when to use disinformation to confuse the unwanted listener, and the technique of voice scrambling telephone communications. In fact, do you know how to look for a bug, where to look for a bug, and what to do when you find it?

Bugs of a very small size are easy to build and they can be placed quickly in a matter of seconds, in any object or room. Today you may have used a telephone handset that was bugged. It probably contained three bugs. One was a phony bug to fool you into believing you found a bug and secured the telephone. The second bug placates the investigator when he finds the real thing! And the third bug is found only by the professional, who continued to search just in case there were more bugs.

The professional is not without his tools. Special equipment has been designed so that the professional can sweep a room so that he can detect voice-activated (VOX) and remote-activated bugs. Some of this equipment can be operated by novices, others require a trained countersurveillance professional.

The professionals viewed on your television screen reveal information on the latest technological advances like laser-beam snoopers that are installed hundreds of feet away from the room they snoop on. The professionals disclose that computers yield information too easily.

This advertisement was not written by a countersurveillance professional, but by a beginner whose only experience came from viewing the video tape in the privacy of his home. After you review the video carefully and understand its contents, you have taken the first important step in either acquiring professional help with your surveillance problems, or you may very well consider a career as a countersurveillance professional.

## The Dollars You Save

To obtain the information contained in the video VHS cassette, you would attend a professional seminar costing \$350-750 and possibly pay hundreds of dollars more if you had to travel to a distant city to attend. Now, for only \$49.95 (plus \$4.00 P&H) you can view *Countersurveillance Techniques* at home and take refresher views often. To obtain your copy, complete the coupon or call.

**CLAGGK INC.** PE  
**P.O. Box 4099 • Farmingdale, NY 11735**

Please rush my copy of the Countersurveillance Techniques Video VHS Cassette for a total cost of \$54.95 each (which includes \$4.00 postage and handling)

No. of Cassettes ordered \_\_\_\_\_  
 Amount of payment \$ \_\_\_\_\_  
 Sales tax (N.Y.S. only) \_\_\_\_\_  
 Total enclosed \_\_\_\_\_  
 Bill my  VISA  MasterCard  
 Card No. \_\_\_\_\_  
 Expire Date \_\_\_\_/\_\_\_\_/\_\_\_\_

Signature \_\_\_\_\_  
 Name \_\_\_\_\_  
 Address \_\_\_\_\_  
 City \_\_\_\_\_ State \_\_\_\_\_ ZIP \_\_\_\_\_

All payments in U.S.A. funds. Canadians add \$4.00 per VHS cassette. No foreign orders.