

What Do These Prestigious Companies Have In Common?

Aerovox®
DC Film and RFI Suppression Capacitors,
AC Oil Capacitors, FMI Filters

AMP
Electrical/Electronic Connectors,
IC Sockets, PCB Switches

AVX CORPORATION
MLC, Tantalum and Thin Film
Capacitors, Resistors,
Networks, Trimmers,
Oscillators, Resonators, Filters
and Piezo Devices

BERG
ELECTRONICS
High Density and Industry Standard
Connectors/Subsystems

BURNDY
an FCI Company
Electronic Connectors

CAROL
CABLE COMPANY INC.
Electronic and Electrical Wire and Cable
and Power Supply Cords

COLE FLEX
Tubing, Conduits, Hose, Sleeving, Splices,
Insulation and Cable Harness Products

Communications Instruments, Inc.
Relays and Solenoid Relays

COOPER
Belden
Multi-Conductor, Paired, Coaxial, Flat,
Fiber Optic, Instrumentation/Process
Control, LAN, Special Application Cables,
Power Supply Cords & Molded Cable
Assemblies

COOPER
Bussmann
Fuses, Fuseholders, Fuse Blocks,
and Fuse Accessories

CORNELL DUBILIER
Capacitors-Aluminum
Electrolytics, Mica, AC Oil, Film,
MICA Paper and Relays

A COMPANY OF
DALE
Dale Electronics, Inc.
Resistors, Networks, Oscillators, Displays,
Inductors & Thermistors

DI DANTONA INDUSTRIES, INC.
BATTERIES Computer, Cordless
Phone, Scanner & R/C
ANTENNAS Cordless Phone (metal &
rubber), Scanner Bumpers,
Grommets and Suk-On Feet

DEARBORN WIRE AND CABLE I.P.

EATON
Eaton Corporation, Commercial
& Military Controls Operation
Switches, Relays, Displays and Keyboards

A
GERNSBACK
PUBLICATION
Popular Electronics
Electronics Now Magazine

KOA SPEER ELECTRONICS, INC.
Resistors, SMT Tantalum Capacitors Inductors,
Resistor Networks, SMT Thermistors

MALLORY
North American Capacitor Company
Tantalums, Aluminums, Sonalets®
Ceramics, Films and AC's

M-tron
Quartz Crystal Clock Oscillators
and Special Hybrid Products

muRata ERIE
MURATA ERIE NORTH AMERICA
Monolithics, Discs, Variable Capacitors,
Oscillators, Potentiometers, RFI/EMI Filters,
Microwave, Surface Mount Capacitors

NTE
NTE ELECTRONICS, INC.
A WORLDWIDE REPUTATION FOR QUALITY SERVICE AND VALUE
Semiconductors, Resistors,
Capacitors, Relays

Philips ECG
A North American Philips Company
Semiconductors, Test Equipment,
Relays, A/V Parts and
Chemicals

Quam
Loudspeakers and Commercial Sound
Products

ROHM
Rohm Electronics Division
Resistors, Ceramic Capacitors,
Transistors/Diodes,
Opto Components and IC's

SELECTA
Switches, Relays, Terminals,
Indicator/Pilot Lights, LED Indicators,
Test Clips, Test Leads, Cable Ties and
Heat Shrinkable Tubing

A COMPANY OF
SPRAGUE
Tantalum Capacitors, Wet & Foil
Capacitors, Resistor Networks,
Resistor Capacitors Networks, Filters

Switchcraft
A Raytheon Company
Switches, Connectors, Jacks, Plugs,
Jackfields & Audio Accessories

TECH SPRAY
Non-CFC Cleaners/Degreasers,
UV Cured Compounds, Swabs, Wipes,
Brushes, Wick, Cleanroom Supplies, and
Static Control Products

They sell through distributors. They belong to the E.I.A. They belong on your vendor list.

Leadership in electronics is not just a matter of designing products better and manufacturing them better, but also of marketing them better. And the sponsors of this message understand that better service to customers *requires* effectively involving distributors as part of their marketing teams.

Distributor involvement means lower prices, quicker deliveries, better service over-all. The Buyer wins... the Seller wins.

Distributors help achieve marketing leadership. So does the manufacturer's involvement in the Components Group of the Electronic Industries Association. EIA fosters better industry relations, coherent industry standards, and the sharing of ideas, which helps one another *and* serves customers better.

In choosing your component supplier, look for the marks of leadership —

- availability through distribution
- membership in the E.I.A.



Electronic Industries
Association/Components Group
2001 Pennsylvania Avenue, N.W. 11th Floor
Washington, DC, 20006
Phone: (202) 457-4930 Fax: (202) 457-4985

Committed to the competitiveness of the
American electronics producer

Popular Electronics®

THE MAGAZINE FOR THE ELECTRONICS ACTIVIST!

CONSTRUCTION ARTICLES

BUILD THESE WIRELESS IR HEADPHONES	Brian McKean	31
<i>Cut the tether between you and your music system</i>		
BUILD A JOYSTICK ADAPTER	Larry L. Cameron	34
<i>Use your favorite Nintendo joystick with your PC or compatible</i>		
BUILD AN AUDIO INTERFACE FOR YOUR TELEPHONE	George Belva	61
<i>Record and play back telephone conversations with the best possible audio quality</i>		

FEATURE ARTICLES

WHAT ARE ELECTRONS MADE OF?	Dan Becker	39
<i>Follow the trail of discovery that lead to our modern understanding of the electron</i>		
ALL ABOUT TRANSISTORS: BIPOLAR BASICS	Robert A. Young	45
<i>A look at how the tiny devices that changed the face of electronics work</i>		
PICTURES WITH WORDS: THE INSIDE STORY OF CAPTIONING	Robert N. Angus	53
<i>Learn how TV closed captioning works</i>		
SUPER RESOURCES FOR HAMS AND SWL'S	Karl T. Thurber	55
<i>Directories, guides, catalogs, and more for the ham and shortwave listener</i>		

PRODUCT REVIEWS

GIZMO		5
<i>A holiday-gift buying guide</i>		
HANDS-ON REPORT		20
<i>Elenco Electronics Telephone Kit</i>		
PRODUCT TEST REPORT	Len Feldman	22
<i>Sharp Electronics ViewCam Hi8 Camcorder</i>		

COLUMNS

ANTIQUÉ RADIO	Marc Ellis	64
<i>Reading the mail</i>		
COMPUTER BITS	Jeff Holtzman	66
<i>The Centaur of the information age</i>		
CIRCUIT CIRCUS	Charles D. Rakes	68
<i>Plenty of oscillators</i>		
THINK TANK	John Yacono	72
<i>Derby finale</i>		
DX LISTENING	Don Jensen	76
<i>A South American radio network</i>		
HAM RADIO	Joseph J. Carr	78
<i>Amateur radio and science fairs</i>		
SCANNER SCENE	Marc Saxon	80
<i>"Plane" talk</i>		

DEPARTMENTS

EDITORIAL	Carl Laron	2
LETTERS		3
FACTCARDS		49
POPULAR ELECTRONICS MARKET CENTER		50A
FREE INFORMATION CARD		51
ELECTRONICS LIBRARY		82
NEW PRODUCTS		85
ELECTRONICS MARKET PLACE		93
ADVERTISER'S INDEX		96

Popular Electronics (ISSN 1042-170X) Published monthly by Gernsback Publications, Inc., 500-B Bi-County Boulevard, Farmingdale, NY 11735. Second-Class postage paid at Farmingdale, NY and at additional mailing offices. One-year, twelve issues, subscription rate U.S. and possessions \$21.95, Canada \$28.84 (includes G.S.T. Canadian Goods and Services Tax Registration No. R125166280), all other countries \$29.45. Subscription orders payable in U.S. funds only. International Postal Money Order, or check drawn on a U.S. bank. U.S. single copy price \$3.50. © 1993 by Gernsback Publications, Inc. All rights reserved. Hands-on Electronics and Gizmo trademarks are registered in U.S. and Canada by Gernsback Publications, Inc. Popular Electronics trademark is registered in U.S. and Canada by Electronics Technology Today, Inc. and is licensed to Gernsback Publications, Inc. Printed in U.S.A.

Postmaster: Please send address changes to Popular Electronics, Subscription Dept., P.O. Box 338, Mount Morris, IL 61054-9932.

A stamped self-addressed envelope must accompany all submitted manuscripts and/or artwork or photographs if their return is desired should they be rejected. We disclaim any responsibility for the loss or damage of manuscripts and/or artwork or photographs while in our possession or otherwise.

As a service to readers, Popular Electronics publishes available plans or information relating to newsworthy products, techniques, and scientific and technological developments. Because of possible variances in the quality and condition of materials and workmanship used by readers, Popular Electronics disclaims any responsibility for the safe and proper functioning of reader-built projects based upon or from plans or information published in this magazine.

Larry Steckler

*EHF, CET
Editor-In-Chief and Publisher*

EDITORIAL DEPARTMENT

Carl Laron

Editor

Robert A. Young

Associate Editor

John J. Yacono

Associate Editor

Byron G. Wels, K2AVB

Associate Editor

Teri Scaduto

Assistant Editor

Evelyn Rose

Editorial Assistant

Marc Spiwak

Editorial Associate

Joseph J. Carr, K4IPV

Marc Ellis

Len Feldman

Jeffrey K. Holtzman

Don Jensen

Charles D. Rakes

Marc Saxon

Contributing Editors

PRODUCTION DEPARTMENT

Ruby M. Yee

Production Director

Karen S. Brown

Production Manager

Marcella Amoroso

Production Assistant

Lisa Rachowitz

Editorial Production

ART DEPARTMENT

Andre Duzant

Art Director

Injae Lee

Illustrator

Russell C. Truelson

Illustrator

Jacqueline P. Cheeseboro

Circulation Director

Michele Torrillo

P-E Bookstore

BUSINESS AND EDITORIAL OFFICES

Gernsback Publications, Inc.
500-B Bi-County Blvd.
Farmingdale, NY 11735
1-516-293-3000
Fax: 1-516-293-3115
President: **Larry Steckler**

**Subscription
Customer Service/Order Entry**

1-800-827-0383
7:30 AM - 8:30 PM EST

Advertising Sales offices listed on page 96

Cover Photography by Martha McBride/
Unicorn Stock Photos

Composition by
Mates Graphics



Since some of the equipment and circuitry described in POPULAR ELECTRONICS may relate to or be covered by U.S. patents, POPULAR ELECTRONICS disclaims any liability for the infringement of such patents by the making, using, or selling of any such equipment or circuitry, and suggests that anyone interested in such projects consult a patent attorney.

WHAT NEXT?

It's hard to believe that this is the last issue of **Popular Electronics** for 1993. It's been a fun and fascinating year for all of us here, and I hope it's been equally enjoyable for you.

We've tried some different things, and like all such endeavors, some worked really well; others less so. For the most part, our "theme" issues (Electric Cars, Satellite TV, Computers, Radio, Project-Builders Special, etc.) were well received and we plan to continue them for 1994; for example, the January, 1994 issue will feature weather-forecasting projects. However, ultimately this is still *YOUR* magazine. What is most important is that we provide what the majority of you readers want to see. With that in mind, I have a request:

Take a few minutes to leaf through this past year's issues. Then jot down which issues, articles, themes, etc. you found most useful and/or enjoyed the most, and which one's you liked least and/or found less useful, and send us your comments. We would also like you to let us know what areas you would like to see us cover more, and which areas you would like us to cover less. Even if you like things the way they are, write and let us know. (The address is: **Popular Electronics**, 500-B Bi-County Blvd., Farmingdale, NY 11735).

I can't promise a personal response to everyone who writes. I can promise that I will read every letter, and that your input will help us shape the future course of this magazine. I look forward to hearing from you.

Before I close for the month, and the year, on behalf of everyone here at **Popular Electronics** I'd like to wish you a joyous holiday season and a happy New Year.

Carl Laron
Editor

COMPLEX-CALCULATOR PROBLEM

Soon after my "Complex Calculator" program was published (*Popular Electronics*, May 1993), several people wrote to me stating that they had problems getting it to run correctly. Being unable to find any mistakes in the printouts that they were kind enough to send, I decided it must be a legitimate programming error of some sort. I then retested the program for hours—dozens of hours. I could find no errors.

The next person to write explained exactly the problem he had encountered, and I immediately realized that there was an error associated with the program. It was not a programming error, nor a publishing error, nor an operator error. The error was one that is an inherent fact of life for digital computers: round-off error.

Digital computers have only a finite amount of memory, so when they store numbers they must truncate the accuracy of the number to a certain degree. In the Complex-Calculator program, this manifested itself in such a way that users thought there was a programming error.

For example, when you follow the sample program run presented in the article, it instructs you to enter in memory-D the polar value magnitude 5 at an angle of 90°. Because the program stores all numbers in rectangular coordinates, it converted this polar value for D and then stored it in memory (and, hence, truncated it). When the program then needed to display the value in memory-D on the screen, it was not displayed with 100% accuracy. In the printout that one reader sent, the program displayed a REL value of -8.14034E-07, and an ANGLE value of 90.00002. That very slight discrepancy is round-off error; it is not the result of any errors in the program.

You might be able to reduce the effects of round-off error in the CMPX-CAL by using double precision numbers in the program, or by incorporating PRINT USING commands to display complete values on the screen. Consult your programming manuals for further

information on these commands, and on the round-off phenomena in general.

Also, although it was not mentioned in the article, a shareware version of the CMPX-CAL program is available by sending a \$10 registration fee and \$2 shipping and handling to Aurora Software, Department X1, P. O. Box 080133, Rochester, MI 48308-0133. The program will be sent on a 5.25-inch, 360K format PC disk, and should arrive in four to six weeks.

Thanks to everyone who expressed an interest in the article, and I apologize for any frustrations you might have encountered due to round-off error. JAMES E. TARCHINSKI

ELECTRIC CAR COSTS

Being an advocate of electric cars, and a follower of *Popular Electronics* since the age of 4 or 5 years (no lie!), I would like to throw a little curve into the "Go Electric!" discussion ("The EV Revolution Revs Up," April 1993, and "Letters," September 1993).

A little ballpark math, first. Let's assume that we are able to convert a significant percentage of the commuting populace to electric vehicles in say, 10 years. We could have 100 million "pollution-free" electric vehicles on the road, traveling an average of 60 miles a day to and from the office. 100 million units each consuming 15 kilowatt-hours of electricity for a grand total of 1.5 billion kWh of juice a day!

That's a lot of electricity! Where will it come from? It appears that coal will be a first choice as the international oil supply dwindles.

Now some more math. A coal-fired generating station, if tweaked to the max, is about 30% efficient at converting coal to electricity, resulting in approximately 1 kWh of electricity for every pound of coal that is fed.

LETTERS

That's 1.5-billion pounds of coal a day. That's 547.5-billion tons of coal burned per year to run 100 million vehicles.

Now, if the same 100-million cars run the same distance at 30-miles-per gallon on gasoline, they would consume 200-million gallons of gas per day. That's 73-million gallons or 5,214,200 tons of gasoline (at 7 pounds/gallon) every year versus 547,500,000 tons of coal.

The local wholesale cost per ton of coal is \$52, and gasoline is about \$1.23 per gallon at the pumps. That gives a cost of \$28.47 billion to run electric vehicles on electricity generated from coal and \$12.82 billion dollars on gasoline. I have not been able to find current data on the amount of pollution per ton of coal versus ton of gasoline. Am I up in the night? This is one of those things that makes you go "Hmmm."

I also noted an article in *World Co-Generation Magazine* that predicts that, at current demand-increase curves, the nation's total electrical-generation capacity will not meet the demands by the year 2005 without significant increases in generation capacity. And no mention is made of the impact that 1.5 billion kWh/day would have on that prediction.

I guess the bottom line is we either rethink our lifestyle (i.e., commuting to work), find a cheap, clean source of energy (solar? fusion?), or paint ourselves into a tough corner. R.D.C. Cedar City, UT

HAM IT UP!

I just got a peek at Karl T. Thurber's article, "What's a Ham?" (*Popular Electronics*, May 1993), and I wanted to tell you how impressed I was by it. If it doesn't single-handedly create a batch of new hams, I'll be surprised! The author managed to answer most of the frequently-asked questions that

I get from reporters, and to do so in a way that was fun to read. Congratulations.

I was particularly interested in Mr. Thurber's thoughts on the origin of the word "ham." You might be interested to know that an older member recently wrote us to explain that "Ham" was short for "Hiram." And, of course, you know which Hiram he meant. (Well, maybe.)

My undergraduate philosophy professor used to urge us to apply Occam's Razor ("do not multiply entities without necessity") to these conundrums. So, with that concept in mind, maybe "ham" is just "am" as in "amateur." It's the simplest route to an explanation, but it sure is boring.

Keep up the good work! Steve Mansfield, N1MZA Public Information Manager The American Radio Relay League Newington, CT

HAVES & NEEDS

Do any readers know where I could find a schematic for a Gulbransen electric organ (no longer made), Model L, Serial No. 11703? Also, are there solid-state devices that could replace the tubes in the amplifier of the organ? The tubes are two 12AX7A's and four EL84/6B05's. Thanks for your help.

JAY W. HEDDEN
3911 W. 100 Terrace
Leawood, KS 66207

I have a little Sinclair RV, Model MTV1A, made in England. The picture tube is a Telefunken D5-100W, made in Germany. I need a schematic diagram for the power supply to light up the picture tube and a diagram of the picture-tube layout. Thank you in advance. Sidney Smalls 4138 Barnes Ave. Apartment 6D Bronx, NY 10466-4332



1367P \$29.95



4089P \$18.95



4110H \$27.95 Hardcover




3660H-XX \$32.95 Counts as 2/Hardcover




3632P \$10.95



3922P \$16.95



3795P \$19.95




3825P \$17.95



3258P \$19.95




3677H-XX \$34.95 Counts as 2/Hardcover




3777H \$32.95 Hardcover



3871P \$18.95




3627P \$19.95




4358P \$24.95



4112H-XX \$29.95 Counts as 2/Hardcover



2880P \$15.95



3700H-XX \$36.95 Counts as 2/Hardcover



4061P \$9.95



3485H \$27.95 Hardcover



2790P \$15.95




4111H \$27.95 Hardcover



2613P \$18.95



4179H \$28.95 Hardcover



Select any 5 books for only \$4⁹⁵

(values up to \$147.75)

when you join the Electronics Book Club®

If coupon is missing, write to: Electronics Book Club, Blue Ridge Summit, PA 17294-0810

As a member of the Electronics Book Club . . .

... you'll enjoy receiving Club bulletins every 3-4 weeks containing exciting offers on the latest books in the field at savings of up to 50% off of regular publishers' prices. If you want the Main Selection do nothing and it will be shipped automatically. If you want another book, or no book at all, simply return the reply form to us by the date specified. You'll have at least 10 days to decide. And you'll be eligible for **FREE BOOKS** through our Bonus-Book Program. Your only obligation is to purchase 3 more books during the next 12 months, after which you may cancel your membership at any time. (Publishers' prices shown)

If you select a book that counts as 2 choices, write the book number in one box and XX in the next. A shipping/handling charge and sales tax will be added to all orders. All books are softcover unless otherwise noted. ©1993 EBC

Your most complete and comprehensive source for the finest electronics books.

Electronics Book Club®

Blue Ridge Summit, PA 17294-0810

YES! Please send me the books listed below, billing me for just \$4.95 plus shipping/handling & tax. Enroll me as a member of the Electronics Book Club according to the terms outlined in this ad. If not satisfied, I may return the books within 10 days without obligation and have my membership cancelled.

--	--	--	--	--	--	--	--	--	--

If you select a book that counts as 2 choices, write the book number in one box and XX in the next.

Name _____

Address _____

City/State _____

Zip _____ Phone _____

Valid for new members only, subject to acceptance by EBC. Canada *must* remit in U.S. funds drawn on U.S. banks. Applicants outside the U.S. and Canada will receive special ordering instructions. All books are softcover unless otherwise noted. Publishers' prices shown. A shipping/handling charge & sales tax will be added to all orders. PE1293

GIZMO

DECEMBER 1993

A CHRONICLE OF CONSUMER ELECTRONICS

HOLIDAY SHOPPING GUIDE

Deck the halls with electronic gizmos!


If visions of sugarplums and cheerful family get-togethers don't pop into your head when you're confronted with piped-in carols and garlands of tinsel before you've finished your Halloween candy, you're not alone. For many of us, the advent of the holiday season represents a mad rush of shopping and gift wrapping, cooking and cleaning, trimming and decorating, and party-giving and -going, and running charge cards to their limits. "Peace on Earth, good will toward men" never seems as unattainable as when you're trying to park at the mall in December! Shopping for the perfect gifts is no easy chore. Unless your family and friends are good hinters, it takes real insight to anticipate what would make them happy. And, unless you hand out a detailed "wish list" in advance, *gift getting* also can be tricky. Who hasn't opened a package that contained something so ugly, useless, or just plain silly that murmuring, "Oh, how nice!" without groaning (or laughing) was almost impossible. If you're lucky—and don't mind standing on line on December 26—you can return the stuff. Otherwise, it ends up gathering dust in the back of a closet until it gets recycled. This past summer, as we cleaned out closets, basement, and attic in preparation for a garage sale, we uncovered hordes of unwanted gifts ranging from a set of ceramic kitchen accessories—salt and pepper, napkin holder, cookie jar—all shaped like chickens, to an electric shoe-shining kit (inappropriate in a household whose footwear tends toward sneakers). There were strange board games, toys that had been marketed as "executive stress-busters," an incredibly ugly red leather hat with red fur ear flaps, several gourmet kitchen gadgets, and bottles of perfume and cologne—all unopened or unused. When almost all of it sold at the garage sale, we couldn't help wondering how much of it would end up under someone else's Christmas tree this year! That house-cleaning experience changed the way we look at gift-giving. From now on, we'll be shopping for quality instead of quantity, trying to give presents that will be used and appreciated for years to come. We're not the only ones to feel that way—"value" has become one of the buzzwords of the 90's. Put value together with "cocooning" (another big 90's buzzword), and you can see why it's becoming more common for families to buy themselves one big gift, something that they can all enjoy together, at home. A home-theater system fits that description perfectly. In fact, the consumer-electronics industry provides a wealth of items that you can be sure will be used, appreciated, and truly enjoyed. The price tags often seem high, but how about



chipping in with other family members to buy Mom a VCR that she can program by herself, or bring Dad into the digital age with his first CD player. (As a bonus, on future holidays you won't be at a loss for gift ideas—you can buy their favorite movies on videotape or LP's on CD.) Bring a long-distance, hard-to-reach sibling back in touch with the gift of an answering machine. Treat the family to an interactive entertainment system that everyone can use. Or upgrade your audio/video system to include surround sound. We can't promise you "Peace on Earth, good will toward men" but, to help you get through your holiday shopping with minimal fuss and bother, we've devoted this month's *Gizmo* to electronic gift ideas. We hope that with the following suggestions we can lessen the stress associated with aimlessly wandering the malls in search of the perfect gifts, as the countdown toward December 25th approaches. (Prices quoted are manufacturers suggested retail prices; street prices are often significantly lower.) Read on for gift ideas for your friends, family—and yourself.

THE SOUND (AND SHAPES) OF MUSIC

It's possible that no two people on your gift list have the same taste in music. But whether they prefer rap or classical, bebop or hip hop, folk rock or heavy metal, virtually everyone enjoys *listening* to some



Bose Lifestyle 10

sort of music. If you're considering giving the gift of sound, there are choices galore—MiniDisc, Digital Compact Cassette, compact discs, personal players, boom-boxes, and mini- and micro-systems. For those who are firmly rooted in the past, how about a state-of-the-art turntable? Aesthetic-minded folks might be ready to trade in their boxy old speakers for some of today's small, distinctive styles. In fact, they might be ready to trade in their boxy old systems for something sleek and streamlined.

Heard, but not Seen

Music brightens any room in the house, but sound systems don't always fit the decor. *Bose Corporation* is noted for creating systems that sound great while remaining virtually invisible. Their *Lifestyle 10* is a two-zone system that can provide sound to

more than ten rooms in each zone, allowing, for instance, a CD to play in the living room, dining room, kitchen, and den, while a tape or radio plays in the bedrooms. The RF remote included with the system controls the main unit even if it is tucked away behind closed doors or in another room of the house. The slim, unobtrusive center unit contains only music sources and system controls; amplifiers are relegated to the three-piece Acoustimass 5 Series II speaker system. The bulkiest part of the loudspeaker, the woofer, is contained in the bass module, a separate unit designed to be tucked out of sight. All the necessary amplification is built into the bass module. Thus, only the high- and mid-frequency drivers, which are packaged in tiny, sculpted, cube-shaped enclosures, remain visible. Listeners can adjust bass and treble to match room acoustics using room-compensation controls located on the bass module. *Ideal for anyone who loves music but hates clutter, or suffers from a lack of space.* Price: \$1849.



Aiwa Micro System

Micro System

For a more conventional look, *Aiwa* offers the *LCX-01*, a CD/tape/AM/FM system that is substantially smaller than conventional mini-systems. The unit's two pieces can be stacked or set side-by-side. The 30-watt (15 x 2) system includes a 20-track, random programmable CD player; an auto-reverse cassette deck; a digital synthesized tuner with 24 station presets; a full-featured remote control; and Dolby noise reduction. *A good gift for apartment or dormitory dwellers.* Price: \$550.

Speakers as Art

There's more than one way to hide a speaker, and *Speaker-Sculpture* has come up with a unique way to hide them in plain sight. Their three speaker designs bear no resemblance to any speaker we've ever seen—in fact, they look like modern-art sculptures. Despite their unusual configurations, the speakers are said to achieve the expansiveness, sharp imaging, and clarity of detail usually associated with much larger, more expensive speaker systems. The *Speaker Sculptures*, which can be powered by as little as five watts of




Speaker-Sculpture

power, are transmission-line loaded for rich bass and are designed to avoid such problems as diffraction, standing waves, crossover anomalies, and lack of coherence. Three styles are available: *The Snail* is a bookshelf-sized speaker system. *The Sea Horse* is wall-mounted, *The Cobra* is a free-standing pair of speakers, and *The Scorpion* is a subwoofer. *For the artistes on your list!* Prices: \$200, *The Snail*; \$400, *The Sea Horse*; \$1500, *The Cobra* and *The Scorpion* three-piece set (pictured here).

Ch-ch-ch-changes

Compact discs are firmly entrenched as the audio medium of choice, last year having finally surpassed cassettes in sales. The *CDC-835* five-disc changer from *Yamaha Electronics Corporation, USA* features "PlayXchange," which isolates the disc being played from those being stored in the changer drawer, to eliminate vibration and improve performance. That arrangement also allows the listener to re-



Yamaha five-disc changer

place any of the four discs in the tray while the fifth one plays. The *CDC-835* uses Yamaha's "S-Bit Plus" enhanced single-bit digital-to-analog conversion system, said to improve low-level linearity and signal purity, and to provide cleaner high-frequency response, more ambience infor-

Gizmo is published by Gernsback Publications, Inc., 500-B Bi-County Blvd., Farmingdale, NY 11735. Senior Writers: Chris F. O'Brien and Teri Scaduto. ©Copyright 1993 by Gernsback Publications, Inc. *Gizmo* is a registered trademark. All rights reserved.

mation, and a more defined sound stage. The changer has two DAC's per channel, one normal and one reverse phase, to eliminate noise caused by such external sources as unstable AC line current. The display automatically goes blank when the changer is in play mode, so as not to cause interference. Relay play allows two CDC-835's to be connected for uninterrupted 10-disc play. *Consider the CDC-835 for any discriminating listener who wants the convenience of a changer.* Price: \$549.

Two-Dozen Discs

If five (or ten) is not enough, consider *Studio 24* from *Fisher*, which stores and plays back two-dozen compact discs. Studio 24 allows those discs to be categorized in a variety of ways. For instance, each member of a family of four could each



Fisher Studio 24

keep their six favorite discs ready to be played. In other possible scenarios, one person might store discs by music type (jazz, rock), occasion (party mix 1, party mix 2), mood (morning music, romantic, upbeat), or simply by disc or artist name. Instructions for categorizing the discs scroll across the front-panel fluorescent display; an alphanumeric keyboard is used to input any category that hasn't been pre-programmed. The discs are stored and loaded vertically, and the laser pickup is mounted vertically, reducing dust buildup. *A good gift for the whole family, or anyone with a large, unwieldy CD collection.* Price: \$499.95.



Esoteric Sound turntable

Everything Old is New Again

Let's face it: Some people are so firmly entrenched in their ways that there's no way to change them. We can understand, of course, why someone who has spent years amassing a collection of LP's and 45's—and perhaps even 78's—would be loathe to shelve them in favor of CD's. Those are precisely the people at whom

Esoteric Sound aims its *Ramses* turntable. The belt-drive turntable has six speeds—33, 33 and 45 rpm plus four speeds ranging from 71.29 to 80 rpm, the actual speeds of the discs recorded in the "78" era. The turntable features pitch control, a stylus-illumination lamp, and a hinged dust cover. It also comes with a free magnetic pickup with both an LP and a "78" stylus. *Perfect gift for the collector of vintage (and not-so-vintage) vinyl (and shellac) records.* Price: \$425.



Sony MiniDisc Walkman

Digital Delight

There are also those folks who are ready to trade in the old at the first hint of something "new and improved." In the consumer-electronics industry, they're known as early adopters, and they're very well liked! For the early adopters on your list, forget CD's (don't even think about records!) and head straight for MiniDisc. *Sony's MZ-1 MiniDisc Walkman player/recorder* combines the sound quality and random access of compact discs with the no-skip portability of audio cassettes. *Ideal for anyone who agrees that Sony has come up with another winner.* Price: \$749.95.

Sitting on the Fence

A more typical attitude toward change would probably be: "Gee, the new stuff sounds neat, but why can't it play my existing music collection?" The answer is: "It can!" That is: It can, *if* it happens to be DCC, or Digital Compact Cassette, a "backward-compatible" digital-audio medium. DCC decks play standard audio cassette tapes, and can play and record digital cassettes, with CD-quality sound. *Philips Consumer Electronics*, the inventor of DCC, now offers a portable unit that plays both analog and digital cassettes. The *DCC130* (which is shown on the first page of this guide) weighs just 1.1 pounds including battery, and provides skip-free, portable, digital audio for people on the go. A scrolling text display shows the artist name, album title, and track title. *A great gift for anyone who already has a home DCC deck and would like to enjoy digital tapes away from home.* Price: \$549.

Foul-Weather Friend

Not all outdoor listening is done on portable personal players. Plenty of people enjoy music in their backyards, at poolside, or even while boating. The *Bose 151 Environmental Speaker* delivers high-

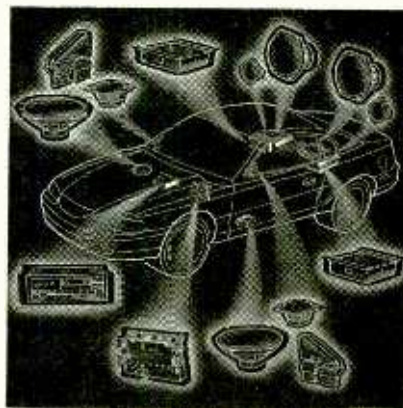


Bose Environmental Speaker

quality sound even in the most inclement conditions. With a specially strengthened and weather-proofed speaker driver cone and surround, it was designed to withstand extremes of heat, cold, and humidity. The grille, terminal posts, and all hardware are made of stainless steel, to prevent deterioration from high humidity and salt water. The Environmental Speakers can be mounted outdoors on a sun deck, on a boat, at a lakeside cabin, or even hidden in the landscaping. The speakers measure 6 x 9 x 6 and come in black or white. *Ideal for the outdoorsman (or woman) in your life.* Price: \$299.

One for the Road

If your pockets are deep, or there is someone *very* special on your Christmas list, you might consider giving them Ford's new Mustang. We've included it in the audio category because any 1994 Mustang that is equipped with the optional Electronic Stereo Cassette radio or the top-of-the-line Mach 460 audio system can be



Ford Mustang with MiniDisc

ordered with the industry's first factory-authorized, dealer-installed MiniDisc player. The MiniDisc player has a four-megabyte memory to hold up to 10 seconds of music data, virtually eliminating mistracking, even on the roughest roads. That's a comforting thought, considering that the sporty Mustang inspires fast driv-

ing! For the young—or young at heart—driver who just has to own the latest technology! Price: expected to be about \$12,000.

RADIO-ACTIVITIES

Since you're reading **Popular Electronics**, chances are there are some radio hobbyists on your shopping list—or there's some radio gear on your wish list. Circle the items you want and leave the magazine someplace where other family members are sure to stumble upon it!

Scan, Man!

A scanner is unmatched for bringing live action right to you. From police and other public-safety activities to military aircraft, all communications can be open to scanner users. *Radio Shack's Realistic PRO-43* handheld scanner (shown on page 5) offers 10 memory banks that can store up to 200 channels, which permits them to be grouped by type of service or by frequency. The search rate is 50 frequencies per second, and the scan rate is 25 channels per second. The receiving mode can be selected as AM or FM either manually or automatically. A charging circuit for nickel-cadmium batteries is built in. *For an active scanner user who needs a portable setup or for anyone looking to get into scanner monitoring.* Price: \$349.99.



R.L. Drake R8 communications receiver

Shortwave Heavyweight

Although shortwave radio lacks the action of scanners, it can provide detailed information on world politics and fascinating glimpses of other societies, not to mention the thrill of hearing a radio broadcast from halfway around the world. Hardcore shortwave listeners will appreciate the high-tech features built into the R8 general-coverage communications receiver from R.L. Drake. Among the features are an RS-232 serial interface for computer control, a 100-channel memory, a built-in pre-amp and attenuator, a synchronous detector for improved performance on AM signals, dual antenna inputs, and a pass-band offset control for pulling in weak signals in crowded bands. *For the demanding shortwave enthusiast.* Price: About \$900.

CB Lives!

Citizens Band radio, or CB, has certainly fallen out of the limelight since its



Cobra CB radio

heyday in the 1970's, but it still remains popular among many devotees, and it attracts new users every year. CB radio offers an economical alternative to cellular phones, especially when you consider how many car phones are being bought strictly for use in emergencies. *Cobra's 18 Ultra* mobile CB radio offers a built-in National Weather Service receiver and instant Emergency Channel 9 tuning. The front-firing speaker helps to broaden the installation choices available. *For anyone who spends a good deal of time on the road.* Price: \$89.95

VIDEO VISIONS

Last year, a poll sponsored by *TV Guide* revealed that 46% of all Americans would refuse to "give up watching absolutely all types of television" for the rest of their lives for anything less than a cool million dollars. And 25% of those surveyed wouldn't give up the tube even for that amount. Those percentages suggest that you probably couldn't go wrong giving a TV to just about anyone on your list!

The only problem might be choosing the right set for the person. Today's TV's range in size from pocket-sized portable LCD's to huge rear-projection sets to separate front-projector/screen arrangements. Direct view sets are bigger than ever, having hit the 40-inch mark. True movie mavens will love the new 16:9 "letterbox" screens, available in a range of sizes. TVCR's—combination television/videocassette recorders—are becoming increasingly popular in dorm rooms, kitchens, and kid's rooms, and for anyone who would rather not bother with complicated connections between video components. And let's not forget the rest of the video field—VCR's, camcorders, laser-disc players, and A/V receivers all make great gifts.



Sharp 4-inch LCD TV

Take-Out TV

Some people simply can't get through the day without TV. If you know who feels

that way, but can't stay home in front of the TV, give them a TV that he can take along with him. *Sharp Electronics Corporation*, long a leader in LCD technology, designed their *4M-T30U* 4-inch, flat LCD television for the outdoor viewer. The flat-panel LCD provides a high-resolution image with a contrast ratio of more than 60:1. The set allows a wide viewing angle without any image retention or distortion, even in sunlight. The portable set features a built-in UHF/VHF tuner, mono sound, channel-select memory and automatic preset modes. Direct video and audio inputs make it easy to use as a monitor for a camcorder. The 4M-T30U can run on DC power, for use in cars or campers. *Makes a perfect gift for sports fanatics who hate to miss the instant replays when they're at the game, and families who enjoy camping or boating trips.* Price: \$599.

Combination Station

When space is at a premium, and convenience is a priority, a combination television/VCR fits the bill. The all-in-one units require no hookup, are completely portable, and programming the VCR timer is generally a breeze. *Quasar Company* offers "Video Viewers" in both 13- and 20-inch sizes, in basic black or white.



Quasar TVCR

The 13-inch *VV1320W*, pictured here, has 181-channel compatibility, a unified remote control, on-screen displays for timer recording and picture adjustments, and a sleep timer. The VCR portion offers a real-time counter, double-speed playback, high-speed picture search, and end-of-recording search. *Ideal for a parents who would rather not watch Barney tapes in the living room (they can put it in the nursery), someone who might enjoy watching the day's soaps on tape while cooking dinner, anyone who can't be bothered messing with a tangle of wires, any teenager, and any college student.* Price: \$549.95.

Home Watching

Portable TV's have their place (lots of places, that is), but most people would rather watch TV from the comfort of their sofas or recliners than on the go. *Zenith*


Be a computer programmer!

Only NRI gives you hands-on training with the latest programming tools:

- A 486sx computer with 80 meg hard drive ■ Windows
- Visual Basic ■ Power C ■ QBasic ■ MS-DOS
- And much more!

NEW!
486sx/25 MHz
computer — the most
powerful computer
included in any
at-home training
program!

Only NRI at-home training gives you real-world programming skills in three in-demand languages: QBasic, C, and Visual Basic, today's hot new language designed for writing popular Windows applications. Best of all, you get hands-on training with a powerful new 486sx-based computer system, complete with 80 meg hard drive, Windows, and professional programming software you keep!



demand...including programs designed for use in a Windows environment!

Only NRI gives you first-hand programming experience with a state-of-the-art 486sx mini-tower computer system, complete with hard disk drive, a full megabyte of RAM, high-density floppy drive, mouse, monitor, and more — all yours to train with and keep!

Plus you explore the extraordinary capabilities of three in-demand programming languages. You learn to design, code, run, debug, and document programs in QBasic, C, and Visual Basic. Best of all, since Visual Basic is specifically designed for creating Windows applications, you learn to generate fully functioning Windows programs, complete with text boxes, command buttons, and other sophisticated graphical interface elements.

NRI's step-by-step lessons and hands-on programming projects help you first master the design concepts used every day by successful PC programmers. Then, with the support of your experienced NRI instructor, you quickly move on to learn programming in three of today's hottest languages.

By the time you complete your course, you have a clear understanding of programming methods, languages, and techniques... and you're ready to handle any programming task with confidence.

NRI, the leader in at-home computer training, shows you how to take advantage of today's newest programming opportunities

Get in on the ground floor of one of today's fastest-growing career fields: computer programming. The Bureau of Labor Statistics forecasts that job opportunities for programmers will increase much faster than average over the next 10 years, with as many as 400,000 new jobs opening up by 2005.

And the fastest-growing segment of programming jobs will be PC programming, fueled by the phenomenal popularity of Windows, the efficient power of C, and the ascent of exciting new languages like QBasic and Visual Basic.

Now, with NRI at-home training, you can get the new skills you need to build a top-paying career — even a full- or part-time business of your own — in this high-growth, high-opportunity field.

NEW! The only programming course that includes a powerful 486sx-based computer, 80 meg hard drive, Windows, Visual Basic, and more — all yours to keep!

Right from the start, NRI gets you actively involved in the challenge of real-world programming. Step by step, you learn to create the kinds of full-featured, powerful programs today's employers and clients

No previous experience necessary

Train with NRI, and immediately start getting the money-making job skills you need to be a computer programmer — no matter what your previous background.

Send today for your FREE catalog

See how NRI at-home training gives you the programming know-how, the computer, and the software you need to get started in this top-paying field. Send today for your FREE catalog!

If the coupon is missing, write to us at the NRI School of Computer Programming, McGraw-Hill Continuing Education Center, 4401 Connecticut Avenue, NW, Washington, DC 20008.

IBM PC/AT is a registered trademark of the IBM Corporation. Windows, QBasic, and Visual Basic are trademarks of Microsoft Corporation.

SEND COUPON TODAY FOR FREE NRI CATALOG!

NRI Schools

McGraw-Hill Continuing Education Center
4401 Connecticut Avenue, NW, Washington, DC 20008

For career courses approved under GI Bill, check for details

Check one FREE catalog only

COMPUTER PROGRAMMING

PC Applications Specialist

Programming in C++ with Windows

Other Computer Career Courses

Microcomputer Servicing

Desktop Publishing

Bookkeeping and Accounting

Computer-Aided Drafting

Name (please print) _____ Age _____

Address _____

City/State/Zip _____

Accredited Member, National Home Study Council

5413-1293

December 1993, Popular Electronics




Zenith 35-inch TV

Electronics Corporation offers a line of television sets designed for today's multi-purpose family rooms—with smaller, contoured cabinets surrounding large screens, and for today's discriminating viewer—with Advanced Video Imaging (AVI) and MTS stereo with dbx noise reduction. The 35-inch-diagonal SL3543RK is an "electronic furniture" model with the television built into a contemporary, oak-color, cabinet with a pair of 15-watt speakers and room for a VCR and tapes. The AVI system includes enhancement circuitry for an improved contrast-to-brightness ratio with vivid colors, as well as a high-contrast, darker screen, all of which translates to reductions in "blooming" and distortion, crisply defined edges, and truer flesh tones. The SL3543RK comes with two remote controls: one full-featured and one "everyday" with only the most commonly used buttons. The cabinet sits on a swivel base, for easy viewing from all around the room. *Ideal for anyone who watches TV, particularly for family viewing.* Price: \$2299.


Home is Where the Theater Is

If your family has followed the "cooing" trend—electing to spend their



Panasonic 51-inch rear-projection TV

leisure time in the warmth and comfort of home—home theater can make staying in more exciting than going out. The focal point of any home-theater system is the TV, and *Panasonic Company's PT-51-SF30* 51-inch rear-projection set provides a picture that fills the room, in an unobtrusive cabinet that's just 21¾-inches deep. The set offers a sharp picture with 750 lines of horizontal resolution, thanks to CRT projectors that provide better light on the corners of the picture, a dark-tinted screen, and "Artificial Intelligence Control," which continually uses digital oversampling to analyze and adjust the contrast in those areas that need it most. The TV's Active Dome Sound System provides simulated surround sound through a pair of two-way, rear-mounted speakers heard through ported openings on sides of the screen; a graphic equalizer and dbx noise reduction are built in. A center-channel input for Dolby Pro Logic allows the built-in speakers to be used as the center-channel speaker in a surround-sound setup. Special features include an icon-driven on-screen menu, dual tuners for viewing adjustable-size picture-in-picture without a second video source, favorite-channel memory scanning, and channel lock. *A big-ticket gift for the entire family!* Price: \$3399.



SharpVision LCD projector

Looking at the Big Picture

(Skip this item unless your Christmas account has hit five figures, or Santa Claus is a close personal friend.) For upscale home-theater systems, a "dinky" 50- or 60-inch screen won't cut it. *Sharp Electronics Corporation* offers the *SharpVision XV-S80U* LCD projector, whose 200-inch image has 560 lines of horizontal resolution. The unit can be ceiling mounted or set on a table-top, and at just 32 pounds, it easily can be moved to other locations. A built-in speaker and amplifier facilitate portable use. The XV-S80U has a built-in line-doubled scanning system, reverse and inverse video (for front or rear projection), fuzzy-logic brightness control, and a backlit remote control. The power zoom/focus lens can be used to adjust the image size from 25- to 200-inches diagonal. *For the "discriminating videophile."* Price: \$11,500.

Box Office in a Box

Lots of people already own a good-siz-




Mitsubishi Instant Home Theater

ed TV and some speakers. To turn their existing equipment into a home theater, *Mitsubishi* offers the *HTS-100 Instant Home Theater A/V* receiver. Designed to be easy to install and operate, the unit offers Dolby Pro Logic Surround Sound that turns on automatically when the TV is switched on. The HTS-100 requires a simple, one-step installation, and doesn't disrupt the normal connections between the TV and VCR or laserdisc player, so even the least technically inclined family members will be able to use the system. *The way to go for technophobes who would like to get in on the home-theater experience.* Price: \$599.

Digital Video

Once your family has a home-theater set up, they're sure to want to watch the best quality video possible, and that means laserdisc. *Quasar's LD700* has the feature we always look for in laserdisc players—autoreverse. It automatically plays both sides of a disc for continuous play (actually, an 11-second delay), without requiring the user to get up and flip the disc manually. The unit's four-times, eight-bit Digital field Memory is said to provide virtually noiseless stills, slow-motion, and search modes, and the jog/shuttle dials on both the front panel and the remote allow a variety of playback effects. The *LD700* also features a digital noise-cancellation system and a digital servo control that adjusts the disc's tilt/height, focus, and tracking. *A great addition to a home-theater system.* Price: \$999.95.



Quasar laserdisc player

Picture Window

Video doesn't just mean TV. Camcorders have revolutionized the way we preserve our special moments, from births to weddings, from vacations to sporting events. Now *Sharp Electronics Corporation* has revolutionized the way we use our camcorders. The *ViewCam* doesn't require the videographer to squint through a single lens. Instead, subjects can be viewed on a full-color LCD screen. The 8mm *VL-E30U*, with its 3-inch LCD viewing

screen, is the most affordable ViewCam. Its variable-angle rotating system rotates 270 degrees to allow the camcorder to be held overhead, at lap level, or any way that feels comfortable to the user and the subject. The camcorder also features an 8× power zoom lens and 16:9 wide-screen recording capability. *Ideal for new parents and anyone who would like instant playback of videos taken on vacations or at sporting events. Families with small children could keep them quiet on car trips by recording their favorite TV shows on 8mm tapes and playing them back on the ViewCam.* Price: \$1199.95.



Sharp ViewCam

Turn, Turn, Turn

Ideally, a television should be located directly in front of the sofa from which viewers will be watching it. In reality, however, furniture arrangements often don't



SefidCo TurnVision

take prime viewing angles into account. *TurnVision*, from SefidCo Control Systems, is a motorized TV turntable that swivels the TV up to 90 degrees from its straight forward position. Any standard TV remote control can be used to control the TurnVision. The device comes in sizes to fit televisions measuring from 13 to 35 inches. *A couch potato's delight!* Price: \$199.

Cable Tamer

If someone on your gift list *still* can't program a VCR—especially when confronted with a cable box and scrambled cable channels—there is a simple solution. *Fisher's FVH-4509* features VCR Plus+ programming with cable-box con-



Fisher VCR with VCR Plus+


trol. The VCR must be programmed once. After that initial setting, all that's required is to enter the PlusCode that is printed in many local papers and in *TV Guide*. The VCR then comes on at the right time, sets the cable box to the proper channel, records the program, and shuts down. The system is virtually foolproof, even for someone who has yet to record a program. *Perfect for the technologically confused.* Price: \$329.95.

MULTIMEDIA CHRISTMAS GIFTS

If your household prefers to take a more active role in their entertainment—or may be even spend some of their leisure time learning!—consider giving the family the gift of multimedia. Today's multimedia machines offer interactive game-playing, learning, and entertainment along with digital audio, Photo CD, and, just in time for Christmas, full-motion video. There are programs to appeal to everyone, including sports and fitness clinics, music and art-appreciation courses, role-playing and simulation games, and multimedia encyclopedias, cookbooks, first-aid, and gardening guides. Let's take a look at two of the hottest systems this season.

FMV on CD-I

CD-I, or *Compact Disc-Interactive* players have seen slow but steady sales since the format's introduction last year. We wouldn't be surprised if this holiday season is the one that gets sales into high gear, now that *Philips* is introducing a full-motion video (FMV) cartridge that gives CD-I users the ability to watch movies and other videos. The cartridge, which is compatible with all of the more than 100,000 CD-I players that have already been sold,



Philips FMV cartridge for CD-I

takes advantage of the MPEG-1 (Moving Pictures Expert Group) digital-video standard. It is said to provide video quality equal to VHS tapes and CD-quality audio. Paramount Pictures has promised to deliver more than 50 titles initially. *A must-have item for anyone who already owns a CD-I machine (and a good reason to buy CD-I for the family).* Price: \$250.

3Get Real!

Also hitting the shelves just in time for the holidays is *Panasonic's R.E.A.L. 3DO*


Multiplayer. The device (which was a hit at the last two Consumer Electronic Shows even though no real, fully functional hardware was yet available or on display) is likely to be one of the most talked-about electronic devices this season. It promises breakthrough performance in electronic gaming machines and video realism that hasn't been feasible before. Although 3DO is primarily a game machine, educational titles are also available, so you needn't feel too guilty buying one for your kids (or yourself). *Perfect for any videogame addict looking for the next great game platform.* Price: \$699.95.

INTERACTIVE COMPUTING

Multimedia is not just for the family room. Computers are an ideal medium for interactive fun and education. If someone on your list is ready for a computer upgrade, put a multimedia PC (MPC) under his or her tree. For those who already have the requisite hardware, there are hundreds of interactive programs on the market. Some of them are sure to appeal to the computer users, from preschoolers to adults, on your Christmas list.

Sound Monitor

In the not-too-distant future, a sure test of someone's age will be whether he or she remembers a time when the only sound computers made was an occasional beep.



Proton MPC monitor

As software continues to make sound an integral part of computing, we're sure to see more monitors like *Proton's PM1561*. The 15-inch multimedia PC monitor features built-in, side-mounted stereo speakers and a built-in amplifier. The non-interlaced monitor with a 0.28mm dot pitch can provide resolution up to 1280×1024 pixels. A headphone jack, which automatically mutes the main speakers when in use, is provided for private computing. *A great upgrade for the discriminating MPC user.* Price: \$799.

NAMES AND ADDRESSES

The 3DO Co.
1820 Gateway Drive
SanMateo, CA 94404
CIRCLE 50 ON FREE INFORMATION CARD

Aiwa America, Inc.
800 Corporate Drive
Mahwah, NJ 07430
CIRCLE 51 ON FREE INFORMATION CARD

AudioSource
1327 North Carolan Ave
Burlingame, CA 94010
CIRCLE 52 ON FREE INFORMATION CARD

Best Data Products
9304 Deering Ave.
Chatsworth, CA 91311
CIRCLE 53 ON FREE INFORMATION CARD

Bose Corporation
The Mountain
Framingham, MA 01701
CIRCLE 54 ON FREE INFORMATION CARD

Canon USA, Inc.
One Canon Plaza
Lake Success, NY 11042
CIRCLE 55 ON FREE INFORMATION CARD

Cobra Electronics Group
6500 West Cortland Street
Chicago, IL 60635
CIRCLE 56 ON FREE INFORMATION CARD

Compton's NewMedia
2320 Camino Vida Roble
Carlsbad, CA 92009
CIRCLE 57 ON FREE INFORMATION CARD

Computer Directions
2712 West Shaw Ave. #234
Fresno, CA 93711
CIRCLE 58 ON FREE INFORMATION CARD

Discwasher, Inc
46-23 Crane Street
Long Island City, NY 11101
CIRCLE 59 ON FREE INFORMATION CARD

Edmark
6727 185th Ave. NE
Redmond, WA 98073
CIRCLE 60 ON FREE INFORMATION CARD

Esoteric Sound
4813 Wallbank Ave.
Downers Grove, IL 60515
CIRCLE 61 ON FREE INFORMATION CARD

Fisher
21350 Lassen St.
Chatsworth, CA 91311
CIRCLE 62 ON FREE INFORMATION CARD

Ford Motor Company
P.O.Box 1509-A
Dearborn, MI 48121
CIRCLE 63 ON FREE INFORMATION CARD

Fox Electronics and Technology, Inc.
2021 Midwest Rd.
Oak Brook, IL 60521
CIRCLE 64 ON FREE INFORMATION CARD

Franklin Electronic Publishers, Inc.
122 Burns Rd
Mt. Holly, NJ 08060
CIRCLE 65 ON FREE INFORMATION CARD

Gates Energy Products
P.O. Box 147116
Gainesville, FL 32614
CIRCLE 66 ON FREE INFORMATION CARD

Interactive Publishing
300 Airport Executive Park
Spring Valley, NY 10977
CIRCLE 67 ON FREE INFORMATION CARD

Koss Corp
4129 N. Port Washington Ave.
Milwaukee, WI 53212
CIRCLE 68 ON FREE INFORMATION CARD

Memtek Products
P.O. Box 901021
Fort Worth, TX 76101
CIRCLE 69 ON FREE INFORMATION CARD

Microsoft Corporation
One Microsoft Way
Redmond, WA 98052
CIRCLE 70 ON FREE INFORMATION CARD

The PC Speaks Out

Of course, a new monitor is not needed to get better sound. For those who are satisfied with their present monitors, Koss' HD/6 amplified computer speakers would be a better buy for many. The HD/6 can be powered from a 6-volt DC adapter that is supplied with them, or they can run on four "C" batteries. When no audio is present at their inputs, the speakers enter a sleep mode to conserve battery life. The speakers feature four-inch drivers and are magnetically shielded so that they can be placed next to a computer monitor without



Koss amplified computer speakers


distorting the picture. A terrific gift for anyone who is tired of using headphones to listen to a sound card. Price: \$99.95.

Human Interaction

Even avid game-playing computer users get bored with only their PC's for company (we hope!). But the *Game Modem* seems a sure cure for any creeping ennui. The hardware/software bundle consists of a 2400-baud modem from *Best Data Products* and software from *The Sierra Network*, or *TSN*, an on-line interactive entertainment service. Three hours of access to the interactive network are included with the package, as is a \$30 credit toward TSN membership and usage. Members of the network can communicate with other members and play a variety of games in real time, against real people. Perfect for any PC user who likes people and likes to play games. Price: \$49.

Sounds Galore

If you know someone with a new sound card (perhaps someone who will be getting a sound card for Christmas), consider



Sound effects on CD-ROM

giving him *Interactive Publishing's 1000 of the World's Greatest Sound Effects*. The disc, which runs on a multimedia PC (MPC), has an Attach utility that allows any sound effect to be associated with any Windows system event. An error message, for instance, could greet the user with a .38-caliber pistol shot. Each effect is recorded in both 8-bit and 16-bit formats. A supplied wave-editor utility lets users edit and add special effects to the sound, or

NAMES AND ADDRESSES

Mitsubishi Electronics America
5757 Plaza Drive
Cypress, CA 90630
CIRCLE 71 ON FREE INFORMATION CARD

Panasonic Company
One Panasonic Way
Secaucus, NJ 07094
CIRCLE 72 ON FREE INFORMATION CARD

Philips Consumer Electronics Co.
One Philips Drive
Knoxville, TN 37914
CIRCLE 73 ON FREE INFORMATION CARD

Proton Corporation
16826 Edwards Road
Cerritos, CA 90701
CIRCLE 74 ON FREE INFORMATION CARD

Quasar Company
1707 N. Randall Road
Elgin, IL 60123
CIRCLE 75 ON FREE INFORMATION CARD

Radio Shack
700 One Tandy Center
Fort Worth, TX 76102
CIRCLE 76 ON FREE INFORMATION CARD

R.L. Drake Company
P.O. Box 3006
Miamisburg, OH 45342
CIRCLE 77 ON FREE INFORMATION CARD

Sanyo Fisher USA Corp
21350 Lassen St.
Chatsworth, CA 91311
CIRCLE 78 ON FREE INFORMATION CARD

Sefidco
2950 Somprosa St
La Costa, CA 92009
CIRCLE 79 ON FREE INFORMATION CARD

Sharp Electronics Corp.
Sharp Plaza
Mahwah, NH 07430
CIRCLE 80 ON FREE INFORMATION CARD

Software Marketing Corporation
9830 South 51st St
Building A-131
Phoenix AZ 85044
CIRCLE 81 ON FREE INFORMATION CARD

Sony Corp of America
Sony Drive
Park Ridge, NJ 07656
CIRCLE 82 ON FREE INFORMATION CARD

Speaker-Sculpture
2 Division Street
New Rochelle, NY 10801
CIRCLE 83 ON FREE INFORMATION CARD

Tandy
700 One Tandy Center
Fort Worth, TX 76102
CIRCLE 84 ON FREE INFORMATION CARD

TSN The Sierra Network
P.O. Box 1550
Oakhurst, CA 93644
CIRCLE 85 ON FREE INFORMATION CARD

World Library, Inc.
12914 Haster Street
Garden Grove, CA 92640
CIRCLE 180 ON FREE INFORMATION CARD

Yamaha Electronics Corp., USA
6660 Orangethorpe Ave.
Buena Park, CA 90620
CIRCLE 179 ON FREE INFORMATION CARD

Yes! Entertainment
3875 Hopyard Road
Pleasanton, CA 94558
CIRCLE 178 ON FREE INFORMATION CARD

Zenith Electronics Corporation
1000 Milwaukee Ave
Glenview, IL 60025
CIRCLE 177 ON FREE INFORMATION CARD

combine sounds for a user-created custom-effects library. *Fun for any MPC sound-card user.* Price: \$49.95.



The Compleat Beatles

Beatlemania for the 90's

Another way to put a multimedia PC through its paces is with *Compton's New Media's The Compleat Beatles*. The CD-ROM features the entire "rockumentary" *The Compleat Beatles*, as well as Virgin Books' 700-page *The Ultimate Beatles Encyclopedia*. Lots of additional photographs are also on the disc. *A great gift for anyone who grew up listening to everything from "Meet the Beatles" to "Let it Be."* Price: \$99.95.

Exercise Program

Those same fans of the Fab Four, having hit the big four-oh, can probably no longer fit into their hip-hugger bell-bottoms. Exercise might help, but, let's face it, it's hard to stay motivated without a personal trainer. *Fitness Partner*, a CD-ROM product from *Computer Directions* turns a PC into a personal trainer. The disc, which will run on MPC's or VIS machines, accepts information about the gender, age, and fitness level of the user and customizes the program to meet the user's weight-loss or muscle-toning goals. Users can also develop their own routines, choosing from the 75 video exercises included on the




Fitness Partner

disc. The speed and number of repetitions can be saved as a kind of personal exercise video. *For the fitness freak or the perpetual dieter who is easily bored by routine—but make sure the recipient isn't so weight-conscious that he or she might take it the wrong way!* Price: \$69.95.

They're Baaack!

The biggest hit of 1993 is something that has been extinct for millions of years—the dinosaur. With the toy tie-ins for *Barney and Jurassic Park*, if there are any kids on your list, you're sure to be buying plenty of dino-related goodies this year. Kids of all ages can play with *Microsoft Dinosaurs*, which lets MPC users take an interactive foray into the world of dinosaurs—without the dangers of a trip to *Jurassic Park!* Users can see what the dinosaurs looked like, and hear how they might have sounded. The sights and sounds of the prehistoric world are brought to life in this multimedia tour, which includes more than 1000 color illustrations and photos, and video from the PBS series "The Dinosaurs!". Nearly 200 articles about dino-




Microsoft Dinosaurs

saurus and their world are contained on the disc. Images of dinosaurs can be used to create Windows wallpaper, or they can roam your screen during periods of inactivity with the included screen savers. *For anyone who is fascinated by dinosaurs.* Price: \$79.95.

Books on Disc

We doubt that printed books will be completely replaced by electronic versions in our lifetime, but our love for the printed word doesn't preclude our appreciation for the millions of printed words that can be squeezed onto a single CD-ROM. *World Library's Library of the Future, Second Edition*, for instance, contains the complete text of more than 2000 novels, essays, poems, short stories, plays, and other literary works. They are compiled from a total of 950 full works of literature, history, religion, science, philosophy, and children's classics. A random sampling of titles: the King James Bible, the U.S. Constitution and Declaration of Independence, the complete works of Shakespeare, all of the Sherlock Holmes books, and *Aesop's Fables*. The program allows users to search for words or phrases throughout a single text, a single author's works, by time period or country, or any combination of the above. Titles can be downloaded to floppy so that they can be read on a laptop or PC that is not equipped




with a CD-ROM drive. The software runs under Windows or MS-DOS. *A great gift for book-lovers, students, and writers!* Price: \$299.

SOFTWARE SUGGESTIONS

We have always considered books (the ones on paper, that is) to make excellent presents. There is such a tremendous selection that it is easy to match the age, interests, hobbies, and personalities of just about everyone on our gift list with an appropriate title. These days, the same can be said for software titles, and it seems that almost everyone we know (with the possible exception of a grandparent or two) has become computer literate to some degree. Try to match the folks on your list to some of the programs below.

Baby Talk

When it comes to their first baby, most couples (or single mothers) are desperate for information. They have questions on everything from nutrition to nursing, natural childbirth to pediatrician visits. Past



B.A.B.Y.

generations thumbed through Dr. Spock's books. In the electronic age, expectant parents can turn on their computers and scan through *B.A.B.Y.—Birth and Baby Years*, from *Software Marketing Corporation*. The computerized guide leads them from pre-pregnancy to birth and beyond, allowing them to input their own data about genetics and conception conditions (it includes a fertility chart), right on through to feeding schedules and doctors appointments. The program provides information about fetal development, boys and girl's names, medical tests, diet and exercise. Expectant parents can check in weekly during pregnancy to see the baby's development depicted and explained on screen. *For first-time expectant parents.* Price: \$59.95.

Never too Young

When that baby becomes a toddler, computer-using parents all have the same complaint: They just can't keep the little tykes away from the PC! Most parents want to encourage their children to become familiar with computers, but they're hesitant to put a child in charge of a computer that contains the household budget, banking records and other important information. A gift that will keep both kids and their parents happy is *KidDesk* from Ed-




KidDesk

mark. *KidDesk* allows kids to launch their own programs using easy to understand icons, but prohibits them from accessing their parents' files. Recommended for children aged 3 to 10, the program contains such desktop items as a customizable monthly calendar, a talking clock, and a calculator. *A must-have for households that include both kids and computers!* Price: \$39.95.

Pre-School Programs

Two programs that children might want to launch with *KidDesk* are *Millie's Math House* and *Bailey's Book House* (pictured), both from *Edmark*. *Millie's Math House* endeavors to teach children how to



Bailey's Book House

count and how to recognize patterns, sizes and shapes. *Bailey's Book House* teaches the alphabet, rhyming, and storytelling, and shows kids how to use simple prepositions and how to express themselves. Both programs are recommended for children from 2 to 6 years old. The software supports most sound cards and the use of one is recommended as it will greatly enhance both learning and fun. *A great gift for curious kids.* Price: \$49.95 each.

THE WHOLE WORLD IN YOUR HAND

Even though computers have gotten small enough to keep in a briefcase, there are times when they must be left behind. Even in those cases, however, it's still possible to carry along a source of information, communications, and organization in a pocket or purse. If there are people on your list who hate to be uninformed or out-of-touch, there are several handheld devices that they'd love to find gift-wrapped. Those include portable book systems that "read" matchbook-sized electronic books, and the new category of personal digital assistants, or PDA's, with advanced handwriting-recognition systems that translate pen-written notes into digital text. PDA's can go well beyond note-taking, however, with the ability to send and receive faxes and E-mail and download data to a computer.

Pocket-Sized Library

Living in the information age, we often need to have specialized information at our fingertips, even when we're not in our offices or homes. *Franklin Electronic Publishers* places a library of data in a pocket or purse with the *DBS-2 Digital Book System*. The *DBS-2* measures just $3 \times 5 \times \frac{1}{2}$ inches and weighs 4.6 ounces. Two compartments on the back of the unit accept



Franklin Digital Book System

tiny, interchangeable ROM cards known as Digital Books. Using data-compression technology, each Digital Book can store up to the equivalent of 20 printed Bibles. A wide variety of titles are available (and make great gifts for those who already own a *DBS*, priced from \$29 to \$129), on subjects including health, cooking, religion, foreign languages, entertainment, sports, medicine, and nutrition. There are also game cards and reference cards. Stockbrokers, analysts, and investors will love *The Tradeline pocket stock guide (pictured)*, and doctors will appreciate *The Physician's Desk Reference* and *The Medical Letter Handbook of Adverse Drug Interactions*—particularly because it's possible to instantly cross-reference between books. The *DBS-2* includes sound, allowing users to hear speech and sounds from


reference, educational, and entertainment cards. It also provides serial-port communications with a PC. *Makes a good gift for students, professionals, cooks, gardeners, game-players, movie and sports fans, doctors, frequent travelers . . .* Price: \$129.



Sony Data Discman

Data to Go

Sony's answer to the need for portable reference material is the *Data Discman Model DD-20*. The electronic book player puts libraries of information in the palm of your hand. It plays 3-inch optical discs called "electronic books." Each stores any combination of more than 100,000 pages of text, 32,000 graphics, or six hours of audio. More than 100 titles are available, ranging from *Monarch Notes* to literary masterpieces. The *Data Discman* weighs about a pound and features built-in speakers. Buyers can opt for a package that includes either *Passport World Traveler Translator*, an eight-language audio program, or *Grolier's Electronic Encyclopedia*. Another winner for students and travelers. Price: \$349.



Sharp Expert Pad

Consult an Expert

Busy people tend to spend a lot of time—at home, at work, and on the road—jotting down notes, making lists, scheduling and rescheduling appointments, sending faxes and E-mail messages—and then struggling to keep all that data organized. *Sharp's PI-7000 Expert Pad*, the first licensed Personal Digital Assistant (PDA) based on Apple Computer's

Newton Intelligence, lets the user do all that, and more. The *Expert Pad* recognizes both graphics and handwriting (script and print), and actually learns to recognize its owner's unique scrawl. A stylus is used to write the information directly on the front panel LCD screen. Notes, addresses, appointments, to-do lists can be filed away in specific categories for easy recall later on; a search function makes it easy to find a specific document or name. The unit can transfer data to another *Expert Pad* via wireless infrared transmission. Software/hardware packages to link the PDA to an Apple computer or an IBM-compatible PC are available as options, as is a fax/modem attachment. It's also possible to link the unit to a Sharp Wizard or to a printer. The *Expert Pad* accepts PCMCIA memory cards, allowing the user to plug in preprogrammed applications, such as travel guides or a Motorola pager card. Smaller than a VHS videocassette, the *PI-7000* is easy to carry on business trips, or just around town. *Ideal for executives and anyone who travels frequently but would rather not lug around a laptop*. Price: \$899.



Tandy Zoomer PDA

Zooming In

Representing the merger of telecommunications and computing, PDA's are likely to become as commonplace as desktop computers—or so the industry hopes. It's already possible to pick up a PDA at your local Radio Shack: *Tandy's Zoomer Personal Digital Assistant*, developed jointly with *Casio*. The *Zoomer* fits in a coat pocket or purse, and runs for up to 100 hours on three standard "AA" batteries. Information is input in block print, and the device translates it to type; or a pop-up on-screen keyboard can be used. A PCMCIA slot allows the addition of more memory or such applications as a nationwide paging service and a fax/modem. When you're finished using the *Zoomer* to organize your life, manage your money with built-in *Pocket Quicken* (a portable financial organizer program), and look up infor-

mation in the dictionary, spell-checker, thesaurus, or language translator, you can use it to relax, with the built-in games of strategy and chance. *Another great gift idea for anyone who needs help getting and staying organized, or who needs to keep in touch while traveling.* Price: \$699.

KID STUFF

Kids and electronics go together as well as peanut butter and jelly—just look how they take to TV, VCR, and Nintendo! We're not suggesting that you go out and buy your children their own video components, however. There are plenty of other electronic goodies to interest the youngest people on your shopping list.

Talking Teddy

Children can spend hours watching the same videos time after time, with zombie-like stares. If you can't get them away from their favorite tapes, there's still a way to



TV Teddy

make video watching an interactive experience that encourages some activity on the child's part. *Yes! Entertainment's TV Teddy* is a teddy bear that's filled with more than stuffing—he contains a remote control that allows him to interact with each of a dozen videotapes featuring well-loved characters. The bear comes with a special transmission box that connects to the VCR. When one of the special tapes is played, TV Teddy interacts with the show, talking, singing, laughing, and asking questions in direct response to what is occurring on screen. Throughout the show, he encourages children to follow along with programs that teach the alphabet and numbers. *Aimed at TV lovers aged 3–8.* Price: About \$65, including a Berenstain Bears videotape; additional tapes cost under \$12.95.

My First Music

For young music lovers, the *My First Sony CFM-2050* stereo radio/cassette re-



My First Sony

corder has a built-in microphone that lets kids sing along with their favorite songs, or even make their own recordings. The boldly-colored unit features bright graphics on large button controls, to make it easy for non-readers to use. The *My First Sony* is ruggedly constructed of high-impact plastic that's light enough for young children to carry around yet durable enough to withstand abuse. *Great for kids who have a collection of "read-along" book/cassette packages, and for budding singers!* Price: \$89.

Pop-Up Playsets

Kids have always loved pop-up books, and now there's even more to love. *Yes! Entertainment's Pop-Up Sound-Up Playsets* combine sound-effects with pop-up scenes and colorful molded characters to create a dynamic play environment. Each playset pops up to reveal a captivating setting—a Victorian doll house, a police/fire station, a dinosaur landscape, or the Berenstain Bear Tree House, for instance—and folds back down into an easy-to-store book. Each comes with four play figures,



Pop-Up Playset

which are featured in the story, and ten electronic sound effects, which enhance the action. The Playsets are designed to encourage children to make up their own stories, as well. *Terrific for kids who have just learned to read.* Price: Under \$20.

Games People Play

Kids of all ages will enjoy *Franklin Electronics' WG-15 Word Games*. The

pocket-sized device includes 10 word games: Hangman, Flashcards, Anagrams, Jumble, Word Train, Spelling Bee, Word Blaster, Word Builder, Deduction, and Memory Challenge. The games are designed to challenge and entertain while improving spelling and memory skills. Five different levels of play allow the user to make the games more difficult as his skills improve. *A good gift for anyone who loves word games.* Price: \$29.95.



Franklin Word Games

PHONE HOME

Any teenager would be sure to appreciate their own telephone—but make sure to clear it with their parents before your buy and wrap it! You might also consider giving someone a cordless phone for chatting while puttering in the kitchen or workshop, or a combination clock/radio/telephone for bedside convenience.

Bedside Communications Center

Nightstands tend to be real clutter-collectors, crowded with books and eyeglasses, a lamp, a clock/radio, a phone, a water glass, and maybe a box of tissues. *Cobra* helps clear some of the clutter with the *Model CP-714*, a ten-channel cordless phone with an AM/FM clock radio built into the recharging base. The upright *Intenna* handset has an internal antenna (hence, "Intenna"), which allows the unit to be placed beneath a lamp, an arrangement not possible with traditional cordless phones with telescoping antennas. For



Cobra Intenna clock radio

late-night phone calls, the backlit dial pad automatically illuminates with every incoming call. A handy item for anyone in tight living quarters—apartment and dorm dwellers, in particular. Price: \$139.95.

STOCKING STUFFERS

One nice thing about all this electronic gear—from the gift-giver's point of view, at least—is that there is a multitude of accessories for each item. Even if you're shopping for the person who has everything, he or she probably could use a camcorder case or CD holder. Don't forget the perfect stocking stuffer—the batteries needed to power all those neat electronic gifts!

Charge!

Are there people on your gift list who frequently use a personal CD player, a personal stereo, a Game Boy, remote-controlled cars, a universal remote, a talking Barney doll, a camcorder, a CD boom box, a cordless or cellular phone, or an electronic keyboard? Of course there are! Those devices are the top ten users of "AA" batteries, so you might consider putting the *Millennium Charge Man* from *Gates Energy Products* (shown on page 5) in their Christmas stockings. The *Charge Man* comes with a charger and two "AA" batteries. The portable unit is small enough to tuck in a briefcase, backpack, or purse, and charges two "AA" batteries in three hours. The inexpensive charging kit can save lots of money in replacement batteries. *Ideal for just about anyone!* Price: \$10.

Music to your Ears

Personal stereos and personal CD players abound—they're seen on jogging tracks, at the beach, in the park, at work, in homes, and on city streets. *Memorex* makes headphones that can go anywhere you take your personal stereo. They in-



Memorex headphones

clude the lightweight, in-ear *WeatherPhones*, designed for outdoor activities, and the *SL88V Stereo Earphones*, which feature in-line volume control and comfortable, non-slip rims. The *DLX 200 Digital Studio Quality* headphones have swivel ear cups for comfort; an adjustable, locking headband; and a single-side, single-entry cord for maximum mobility. *For all the personal-stereo users on your list.* Prices: \$7.99 to \$29.99.

Keep it Clean

To keep any CD player—whether portable, a home unit, or a CD-ROM drive—and audio system working at their peak performance levels, *AudioSource's LLC-3* three-in-one utility disc cleans and tests audio systems, and provides music. The kit combines a laser-lens cleaner with test material for any audio system, including



AudioSource utility disc

those with sophisticated Dolby Pro Logic surround configurations. The test disc helps the user balance a surround-sound system and assure proper speaker polarity. The disc also contains a set of test tones designed to provide an objective way to evaluate and adjust a stereo system. The cleaning system is completely automatic; the LLC-3 contains digitally encoded instructions to do all the work. As a bonus, the three-in-one system contains five music tracks representing a mix of digital recordings. *A great gift for serious music listeners.* Price: \$29.95.

CD Bubble Bath

Taking a slightly different approach, *Discwasher* offers the *CD Hydrobath* for cleaning the discs themselves. With the unique, non-contact system, nothing touches the CD's except the CD6 + cleaning fluid, which contains both wetting and drying agents as well as an emulsifier. The disc is placed on a spindle inside the compact, self-contained housing. Touching the start button causes the disc to spin while a stream of cleaning fluid is pumped against the playing surface, creating a vigorous foaming action. The entire cleaning process takes less than one minute. Up to 100 discs can be cleaned with two ounces



Discwasher CD Hydrobath

of fluid; a six-ounce bottle is included, along with the battery-powered housing. *A good gift for CD collectors.* Price: \$59.95.

Easy Touch

You probably know plenty of folks whose living rooms are being overrun by remote controls. There's one each for the TV, the VCR, the CD changer, the stereo, and the cable box. Perhaps there's even one for a Photo CD player, or a laserdisc player. *Fox Electronics' TouchScreen Fox 800* can replace as many as eight of those separate remotes with one universal unit. Unlike many universal remotes, which are jam-packed with tiny buttons, the Fox 800 has only ten buttons. The rest of its more than 200 controls are imprinted on a touch-sensitive LCD "command window." A light touch activates any command. Each



Fox 800 TouchScreen remote control

touch is confirmed by audible feedback. There are eight different displays that change automatically for each component. Each has its own dedicated function-key icons as well as customizable ones. The Fox 800 is preprogrammed to operate almost every make of audio and video components once the correct codes have been entered. The device simplifies VCR timer programming; the user is prompted to enter the program's time, date, and channel, and the Fox 800 sends infrared signals to the VCR to start and end recording. The display is backlit for easy viewing in darkened rooms. *A terrific clutter buster!* Price: \$99.95.

HAPPY HOLIDAYS!

From all of us here at Gizmo, a safe and happy holiday season to you and yours! ■



ELENCO ELECTRONICS PT-223K TELEPHONE KIT



CIRCLE 119 ON FREE INFORMATION CARD

Let your fingers do the building with the Elenco Electronics PT-223K Telephone Kit.

Telephones have become as commonplace as anything else these days. We simply take them for granted, yet would be lost without them. While silicon technology has provided us with some pretty amazing telephones, such as cellular units that fit in a shirt pocket, most phones aren't noteworthy. However, if you build one yourself, that's another story—people are always curious about home-made electronics, especially if you could have bought the item already built. Besides, hobbyists are a special breed that often prefer putting something together to buying it assembled. Well, the PT-223K Telephone Kit from Elenco Electronics Inc. (150 W. Carpenter Ave., Wheeling, IL 60090; Tel. 708-541-3800) is intended for just such people.

The PT-223K includes everything you need to build a telephone, including solder and the telephone's case, which is clear so every time you make a call you can see the fine work you did. While the PT-223K has a keypad-type dialer, it can only be used for pulsed dialing and can't be used for any touch-tone operated services. Four neon lamps inside the phone

flash whenever it rings. Additional features include a mute button and a ringer switch.

The kit also includes items you'll need to install the phone. For example, although you can hang up the phone simply by placing it on a flat surface, a clear wall-mounting bracket that matches the phone is also included. Since there's a modular plug on the end of the phone cord, the kit also includes a modular phone jack in case you don't already have one—a nice touch. Not only does building the PT-223K give you something fun to do on a rainy day, it can also teach you a great deal about how telephones work. That's because the manual included with the PT-223K tells you both how to put the unit together and what the parts do. Even if you're not interested in how phones work, but are just in the market for a new one, then the kit (which only costs \$15.95) represents a great value nonetheless.

The Kit. What would a kit be without the instruction manual that comes with it? Just a bunch of parts, of course! A good manual is what binds the parts together into a "project," so

the manual either makes or breaks a kit. In this respect, the PT-223K's manual is a winner. It goes to great lengths to explain how telephones work, how to put the phone together, how to test the different sections of circuitry, and how to install your new phone. The manual is written in such a way as to cater to the classroom environment, in that each section of the circuitry is explained, assembled, tested, and presumably inspected by an instructor one section at a time. There are even a few quizzes at the end. However, no typical reader of this magazine should have any trouble building this project without an instructor. (You can even cheat on the quizzes and no one will ever be the wiser!)

The builder is first introduced to the telephone and its features, and also FCC requirements regarding terminal equipment. Next is a general description of the telephone system and how it works, beginning with a local loop connected to the phone company's central office (or CO). Each major part of a basic telephone is explained including pulse and tone dialing, the hook switch, the transmitter, the receiver, and the ringer. A parts list fol-

lows, with descriptions of the parts and how to identify them by their markings.

Before the assembly steps, an entire page is devoted to soldering tips. The page is useful if you need it and can, of course, be easily passed by if you don't. Note that no special tools are required to build the telephone, although some useful tools are listed in the manual. Assembly starts off with the installation of the ringer components on the single-sided PC board. Next, that part of the circuit is tested using a 9-volt battery. All the remaining sections of the phone are assembled in a similar manner until the main board is finished. In all, one IC and a handful of other components are installed.

The keypad is basically a rubber-button matrix that mounts on another small PC board. The keypad assembly is then connected to the main board through a length of ribbon cable.

The best part of building the phone is the final assembly, in which the boards are installed inside the clear case. It's nice to build a kit that has a case with a nice finished look on the outside, as well as a view of the inside. The final thrill, of course, is calling a friend on a phone that you built yourself.

The Elenco PT-223K telephone kit offers low price, good looks, and usefulness, making it an excellent project, especially for the beginner. If you agree, or just want to know more about the kit, contact Elenco directly, or circle No. 119 on the Free Information Card.



New solid-state and digital TV sets, stereos, and videorecorders are tougher to repair than old-fashioned tube type sets and require special training for the service technician who works on them.

Only a few states have laws requiring competency tests for licensing technicians who repair consumer electronics, but fifteen years ago the International Society of Certified Electronic Technicians (CET) began its own certification program to qualify these technicians and those in industry. To carry the CET designation, technicians must have four years experience and pass a rigid examination on general electronics and a specific area of expertise such as audio or radio-TV.

Many consumers look for a Certified Electronic Technician in the shop when they need any electronic item repaired.

Free Consumer Checklist

A consumer checklist for selecting a service shop is available free by sending a stamped, self-addressed envelope to: Checklist, ISCET, 2708 West Berry, Fort Worth, TX 76109. The list reminds consumers to check such items as "Does the business have the parts for your particular brand?", "Did you get an estimated price?", and "Did you check this company with the Better Business Bureau?"




Modern electronic equipment such as digital TVs or stereos should be repaired by specially trained people.

available free by sending a stamped, self-addressed envelope to: Checklist, ISCET, 2708 West Berry, Fort Worth, TX 76109. The list reminds consumers to check such items as "Does the business have the parts for your particular brand?", "Did you get an estimated price?", and "Did you check this company with the Better Business Bureau?"

FROM HOOKING IT UP TO FIXING IT UP, WE'RE THE PLACE TO GO

Radio Shack®

America trusts Radio Shack for the products and advice needed to hook up nearly anything electronic. You've made us number one in adapters, cables and connectors, and we're second to none in multimeters. We offer 18 different models, from analog "basics" to our advanced PC-compatible digital multimeter complete with software. At Radio Shack, you can see and try before you buy. With more than 6600 convenient locations, we'll fix you up in a hurry!



December 1993, Popular Electronics

PRODUCT TEST REPORTS

By Len Feldman

Sharp VL-HL100U ViewCam Camcorder



The Sharp VL-HL100U ViewCam Camcorder

One look at Sharp's new and unusual Hi8 video camcorder is all it will take for you to exclaim, "Why didn't anyone think of this sooner?" Instead of squinting through the usual black-and-white or color electronic viewfinder while videotaping a scene, this remarkable camcorder has its own built-in 4-inch LCD monitor and large on-

screen displays. You can see everything you record without having to fumble with button positions or controls. The anti-glare LCD screen makes viewing possible even outdoors in bright sunshine. You can hold the ViewCam (Sharp's name for this product) at a distance and still watch the action on the LCD monitor, making it ideal for eyeglass wearers and people who prefer to wear sunglasses while recording outdoors.

The ViewCam's variable-angle rotating system enables both the monitor and lens sections to rotate freely. Using that feature, you can tilt up for a high-angle shot

over people's heads, or tilt down for a low-angle shot, and still see the action you are recording. You can even swing the monitor around a full 180-degrees and record a picture of yourself while watching yourself on the monitor, or you can place the ViewCam down and record yourself from a distance using the supplied infrared remote control. The ViewCam's four-inch diagonal LCD screen allows the camcorder to act as a VCR for instant playback that's viewable by a group of people. For on-the-go entertainment, you can also use it to watch pre-recorded 8mm tapes. The ViewCam's "Digital Still Snapshot" function lets you to capture a five-second still image, complete with audio. You can also experiment with successive still-frames and the strobe function to create simple special effects.

Sharp has also incorporated Digital Electronic Image Stabilization in this camcorder. That feature compensates for slight hand movements or "picture bouncing" that often occurs when you walk along while using a hand-held camcorder. Other ViewCam features include an 8x power zoom, automatic exposure settings, full-range auto focus, hi-fi stereo recording, a flying erase head, high-speed electronic shutter, digital white balance, fade-in/fade-out, and a supplied infrared remote control.

Date-and-time "stamping" of your home videos is also possible; a small lithium battery maintains the correct day and time even when main power to the camcorder is turned off.

CONTROL LAYOUT

Viewed from the front, the record/stop button and a lock/standby switch are mounted beneath the zoom lens. A protective lens shutter closes over the lens when the unit is not in its "camera" mode. A two-element stereo microphone is mounted adjacent to the lens. The cassette compartment is also accessed from the front of the camcorder. A phone jack, a backlight-compensation switch, audio-and video-output jacks, a stabilizing stand, and a button for opening the cassette compartment are located along the right surface of the camcorder (as viewed from the front).

The rear of the unit is where you can find the picture- and volume-adjustment buttons, an index-search button, a full-auto/manual button, a record button (used when recording from an external source rather than from the camera section), and a fader button. The Still/Strobe and the Digital Image Stabilization (DIS) buttons are located to the right of the LCD screen. Five buttons located beneath the LCD screen serve dual purposes, depending upon the unit's mode. In the camera mode, those buttons are

Just like these Fully Trained Electronics Professionals



"Thanks to CIE I have tripled my previous salary, and I am now in a challenging and rewarding new field where only the sky is the limit."

Daniel Wade Reynolds
Industrial Electrician
Ore-Ida Foods



"CIE was recommended to me by my boss. It was appealing since I could study at my own pace at home and during business travel."

Dan Parks
Marketing Manager/Consumer Products
Analog Devices, Inc.



"I loved the flexibility CIE offered. It was the only way I could continue both school and my demanding job."

Britt A. Hanks
Director of Engineering
Petroleum Helicopters, Inc.



"I liked the way the school was set up with laboratory assignments to enforce conceptual learning. The thing which impressed me the most about CIE's curriculum is the way they show application for all the theory that is presented."


Daniel N. Parkman
Missile Electro-Mechanical Technician
U.S. Air Force



"Completing the course gave me the ability to efficiently troubleshoot modern microprocessor based audio and video systems and enjoy a sense of job security."

Tony Reynolds
Service Manager/Technician
Threshold Audio & Video

Graduate with an Associate Degree from CIE!



CIE is the best educational value you can receive if you want to learn about electronics, and earn a good income with that knowledge. CIE's reputation as the world leader in home study electronics is based solely on the success of our graduates. And we've earned our reputation with an unconditional commitment to provide our students with the very best electronics training.

Just ask any of the 150,000-plus graduates of the Cleveland Institute of Electronics who are working in high-paying positions with aerospace, computer, medical, automotive and communications firms throughout the world. They'll tell you success didn't come easy...but it did come...thanks to their CIE training. And today, a career in electronics offers more rewards than ever before.

CIE'S COMMITTED TO BEING THE BEST...IN ONE AREA...ELECTRONICS.

CIE isn't another be-everything-to-everyone school. CIE teaches only one subject and we believe we're the best at what we do. Also, CIE is accredited by the National Home Study Council. And with more than 1,000 graduates each year, we're the largest home study school specializing exclusively in electronics. CIE has been training career-minded students for nearly sixty years and we're the best at our subject...
ELECTRONICS... IT'S THE ONLY SUBJECT WE TEACH!

CIE PROVIDES A LEARNING METHOD SO GOOD IT'S PATENTED.

CIE's AUTO-PROGRAMMED® lessons are a proven learning method for building valuable electronics

career skills. Each lesson is designed to take you step-by-step and principle-by-principle. And while all of CIE's lessons are designed for independent study, CIE's instructors are personally available to assist you with just a toll free call. The result is practical training... the kind of experience you can put to work in today's marketplace.

LEARN BY DOING...WITH STATE-OF-THE-ART EQUIPMENT AND TRAINING.


CIE pioneered the first Electronics Laboratory

Course and the first Microprocessor Course. Today, no other home study school can match CIE's state-of-the-art equipment and training. And all your laboratory equipment, books and lessons are included in your tuition. It's all yours to use while you study and for on-the-job after you graduate.

PERSONALIZED TRAINING...TO MATCH YOUR BACKGROUND.

While some of our students have a working knowledge of electronics others are just starting out. That's why CIE has developed twelve career courses and an A.A.S. Degree program to choose from. So, even if you're not sure which electronics career is best for you, CIE can get you started with core lessons applicable to all areas in

electronics. And every CIE Course earns credit towards the completion of your Associate in Applied Science Degree. So you can work toward your degree in stages or as fast as you wish. In fact, CIE is the only school that actually rewards you for fast study, which can save you money.



YES!

I want to get started. Send me my CIE course catalog including details about the Associate Degree Program. (For your convenience, CIE will have a representative contact you - there is no obligation.)

Please Print Clearly

AH47

Name _____

Address _____

City _____

State _____ Zip _____ Age _____

Phone No. _____

Check box for G.I. Bill Benefits.

Veteran

Active Duty

Cleveland Institute of Electronics, Inc.
1776 East 17th Street
Cleveland, OH 44114

A School of Thousands.
A Class of One. Since 1934.

Send for CIE's FREE Course Catalog and See How We Can Help Your Career Too!

1·800·831·4242

Your Resource for Value. Only a Phone Call Away.

20
YEARS OF
EXCELLENCE
1973-1993

Metex Digital Multimeters

- Handheld high accuracy
- Measures AC/DC voltage, AC/DC current, resistance, diodes, audible continuity test, transistor hFE
- Manual ranging w/overload protection
- Comes with probes, batteries, case and manual
- One-year warranty



DP27158

NR27086 & NR27158 only:

- Also measures frequency and capacitance

Part No.	Description	Price
DP27078	3.5 digit multimeter...	\$59.95
DP27086	3.5 digit multimeter, w/frequency & capacitance	74.95
DP27115	3.5 digit multimeter	39.95
DP27140	4.5 digit multimeter, w/tach/dwell	69.95
DP27158	4.5 digit w/frequency & capacitance & data hold switch	99.95

Jameco Solderless Breadboards

Our long-lasting breadboards feature screen printed color coordinates and are suitable for many kinds of prototyping and circuit design. Larger models feature heavy-duty aluminum backing with voltage and grounding posts.




DP20757

Part No.	Terminal Strips	Bus Strips	Contact Points	Price
DP20343	0	2	200.....	\$3.95
DP20600	1	2	400.....	4.95
DP20669	1	0	630.....	5.49
DP20722	1	2	830.....	6.95
DP20757	2	1	1,360.....	12.95
DP20773	2	4	1,660.....	17.95
DP20790	3	5	2,390.....	24.95
DP20811	4	7	3,220.....	32.95

Regulated Power Supply Kits

Build the power supply you've been needing for years. Ideal for home or instructional use. Select from three different versions. Each kit is complete with printed circuit board, electronic components and user assembly instructions.



DP73613

PartNo.	Product No.	Input Voltage (VAC)	Output Voltage (VDC)	Current (mA)	Dimensions (L x W x H inches)	Price
DP20360	JE200	120	+5	1000	3.5 x 5.0 x 2.0	\$14.95
DP20626	JE215	120	+5 to +15 -5 to -15	750 to 175 750 to 175	3.5 x 5.0 x 2.0	19.95
DP73613	JE225	120	+5 fixed +3 to +12 -3 to -12	1000 100 100	5.12 x 5.12 x 2.25	29.95

See our Catalog for more kits

EPROMS

Part No.	Product No.	Price
DP39909	2708	\$4.95
DP33611	TMS2716.....	5.95
DP40002	2716	4.49
DP40125	2732A-25	4.49
DP40230	2764A-20	4.75
DP39829	27C64-15	4.49
DP39933	27128-25	7.75
DP39968	27128A-20	4.95
DP39984	27128A-25	3.95
DP39677	27C128-15	5.75
DP40037	27256-15	5.49
DP40061	27256-25	4.75
DP39714	27C256-15	5.25
DP39722	27C256-20	4.95
DP39781	27C512-15	6.49
DP65699	27C020-15	10.95
DP43692	68766-35.....	4.95



DP21936

Switches

Part No.	Product No.	Description	Price
DP21936	JMT123	SPDT, on-on (toggle)...	\$1.19
DP38842	206-8	SPST, 16-pin (DIP)89
DP26622	MS102	SPST, momentary (push-button)39

*Additional components available



National, Intel & TI Databooks

Part No.	Product No.	Description	Price
DP79071	400061	National Operational Amplifier Linear Devices Databook	\$17.95
DP79089	400060	National Linear Application Specific IC's Databook	14.95
DP41208	400033	National Data Acquisition Linear Devices Databook	14.95
DP79062	400062	National Power IC's Linear Devices Databook.....	13.95
DP88225	SDL001A	Texas Instrument LS/S/TTL Databook	24.95
DP39280	230843	Intel Memory Databook	28.95
DP39870	270645	Intel Embedded Controller Processors Databook	25.95

3/4 Watt Linear Taper-15 Turn Cermet Potentiometers

Part No.	Ohms	Price
DP41785	1K	\$.99
DP41822	10K99
DP41849	100K99
DP41806	1MEG99



1/2 Watt Linear Taper- Single Turn Cermet Potentiometers

Part No.	Ohms	Price
DP42964	1K	\$.85
DP43001	10K85
DP43027	100K85
DP42981	1MEG85



SMT product now available!
Call for price and availability

Other Jameco Resources

- Test/Measurement and Prototyping Equipment
- Full line of Integrated Circuits and Electronic Components
- Call for computer parts

Integrated Circuits*

Part No.	Product No.	1-9	10-99
DP48979	7400.....	\$.29	\$.25
DP49015	7402.....	.39	.35
DP49040	7404.....	.39	.35
DP49091	7406.....	.39	.35
DP49120	7407.....	.39	.35
DP49146	7408.....	.39	.35
DP49189	7410.....	.29	.25
DP49728	7417.....	.35	.29
DP50008	7420.....	.35	.29
DP50235	7432.....	.39	.35
DP50420	7447.....	.89	.79
DP50551	7474.....	.39	.35
DP50593	7476.....	.59	.49
DP50665	7486.....	.39	.35
DP50681	7489.....	2.95	2.75
DP50690	7490.....	.79	.69
DP49322	74121.....	.49	.45
DP49912	74192.....	.99	.89
DP49939	74193.....	.99	.89

*Name brand IC's in stock

Order toll-free 1·800·831·4242

Call or write for your FREE Component Catalog:
1·800·637·8471



For International Sales, Customer Service, Credit Department and all other inquiries: Call 415·592·8097 between 7AM-5PM P.S.T.

CA Residents please add applicable sales tax.

\$30.00 Minimum Order

Terms: Prices subject to change without notice. Items subject to availability and prior sale. Complete list of terms/warranties is available upon request.

© 1993 Jameco 12/93 All trademarks are registered trademarks of their respective companies.

JAMECO™
ELECTRONIC COMPONENTS
COMPUTER PRODUCTS

1355 Shoreway Road
Belmont, CA 94002

FAX: 1·800·237·6948 (Domestic)
FAX: 415·592·2503 (International)



NTSC-standard broadcast-TV programs.

Video signal-to-noise ratios measured directly from the camera video output were 40.0 dB for chroma (color) AM and 42.2 dB for luminance S/N ratio. When measured through the complete record/play cycle, the chroma AM S/N ratio was still a very acceptable 39.9 dB, while luminance S/N dropped to an equally acceptable 41.4 dB.

APEL made several measurements of the video section of this unusual product, treating the four-inch LCD screen much as they would a VCR. Maximum usable luminance from the LCD screen measured 18 foot-lamberts. Picture resolution measured 300 lines (See Fig. 2). One of the remarkable attributes of the




Fig. 2. Testing revealed a picture resolution of 300 lines for the built-in LCD monitor.

LCD monitor was the fact that it could be viewed over a wide angle. In fact, the acceptable viewing angle extended a full 65 degrees to the left or right of the screen. As for the vertical viewing angle, it extended from 40 degrees

(top) to 20 degrees (bottom); of course, if viewing angle in the vertical plane becomes a problem, you can always rotate the entire monitor section as needed.

The built-in microphone delivered a maximum audio-signal voltage of 0.45

volts, while the external-microphone-input sensitivity measured 5.0 millivolts. The audio signal-to-noise ratio measured an acceptable 52.0 dB. The minimum focus distance was 37 inches, while in the macro (close-up) mode it was possible to come as close as a 1/4 inch from the subject while remaining in perfect focus.

HANDS-ON TESTS

Over the course of several weeks, we had an opportunity to use this novel camcorder for a variety of shooting assignments, both indoors and outdoors. Even though the 50-page owner's manual supplied with the product covers just about every feature and function of the camcorder, we were delighted to discover a couple of clever innova-



Haven't you always wanted a weather station?

The Weather Monitor II makes a state-of-the-art weather monitoring system affordable enough for home use!

FEATURES INCLUDE:

- Inside & Outside Temps
- Instant Metric Conversions
- Wind Speed & Direction
- Wind Chill
- Barometer
- Alarms
- Time & Date
- Highs & Lows
- Rainfall Option
- Outside Hum & Dew Point Option
- Optional PC Interface


Order today!

1-800-678-3669

M-F 7 a.m. to 5:30 p.m. Pacific Time • PE6361
FAX 1-510-670-0589 • M/C and VISA
One-year warranty • 30-day money-back guarantee

DAVIS INSTRUMENTS
3465 Diablo Ave., Hayward, CA 94545

CIRCLE 162 ON FREE INFORMATION CARD



Whether you wish to save money, boldly go where no guitarist has gone before or simply have fun building electronic gadgets designed for your musical pleasure, then read

Electronic Projects for GUITAR

Some of the add-on guitar gadgets you can build are:

Preamplifier • Headphone Amplifier • Soft Distortion Effects Unit • Compressor • Auto-waa • Waa-waa Pedal • Phaser • Dual Tracking Effects • Distortion Unit • Expander • Dynamic Treble Booster • Direct Injection Box • Dynamic Tremelo • Thin Distortion Unit • and Guitar Tuner.

Anyone with some previous electronic project building experience should have no problem assembling the projects.

ELECTRONICS TECHNOLOGY TODAY INC.
P.O. Box 240, Massapequa Park, NY 11762-0240

Yes, send my copy of ELECTRONIC PROJECTS FOR GUITAR by RA Penfold to the address at right. I am enclosing \$12.95 plus \$2.95 for shipping charges in USA and Canada. All payments must be made in US funds. Sorry, no orders accepted outside of USA and Canada. New York State residents add local sales tax. Allow 6-8 weeks for delivery.

Check enclosed.

Please charge my Visa MasterCard

Signature _____

Account No. _____ Expir. Date _____

Name _____

Address _____

City _____ State _____ ZIP _____

tions that we may have missed in perusing the manual. One outstanding example occurs when you rotate the monitor section a full 180 degrees in order to "see yourself" in the picture as you shoot. Normally, having rotated the monitor screen through a full 180 degrees, you would expect the image on screen to be upside-down. Well, much to our surprise, Sharp even solved that problem; with the monitor facing the same direction as the lens, the on-screen image flipped over so that it was once again rightside-up!

Thanks to the glare-free design of the LCD screen (and its backlighting), there was no problem viewing the monitor even when we taped scenes in the bright outdoors. When subjects were overly backlit, the

backlight-compensation feature restored a proper brightness and balance to the subjects being taped. The Digital Image Stabilization feature worked remarkably well, even when we bounced up and down in an exaggerated walking pattern. The editing of finished tapes by dubbing them onto another VCR is made remarkably simple with this camcorder and, of course, you don't have to connect to a TV set to do editing, since the LCD screen can serve as your editing monitor as you proceed with the job.

Admittedly, there are some minor drawbacks to this Sharp ViewCam. First, of course, is its rather steep suggested retail price of just under \$2200.00. Secondly, because of the excellent brightness and size of the

LCD screen, the unit consumes somewhat more power than would a conventional camcorder (around 14 watts). Also, although Sharp quotes the weight of the unit as under 2 pounds, with its fairly heavy battery module in place and with a cassette mounted in the cassette compartment, the weight increases to a bit over 3 pounds. For indoor taping, we preferred to use the AC adaptor (which also serves as a battery recharger).

We should mention another important feature that Sharp has incorporated into the AC adaptor: When recharging a battery, you can press a button labeled "refresh" which makes certain that the battery is first fully discharged before recharging begins. That not only prolongs the life of the bat-

tery, but insures that you will get the maximum recording time from it once it has been recharged.

All things considered, we believe that Sharp has broken new ground when it comes to camcorder design. We would not be surprised if other manufacturers follow suit and introduce their own versions of this design. Meanwhile, Sharp has an "exclusive" that's certainly worth its asking price and worth checking out if you are in the market for an up-to-the-minute, state-of-the-art camcorder that offers a real difference.

For more information on the VL-HL100U ViewCam camcorder, contact Sharp (Sharp Plaza, Mahwah, NJ 07430-2135) directly, or circle No. 120 on the Free Information Card. ■

YOU CAN...

Keep up to the minute with the latest innovations in electronics across the Atlantic and around the world with **E.T.I.** magazine.

For projects, reviews, technical advice and all the current affairs in science and technology you need to know, get **Electronics Today International**, Britains best export!

The **E.T.I. Direct Delivery Service** means that, every monthly issue will wing it's way to your door, all the way from the U.K for only \$56!

Just call Wise Owl, Worldwide Publications on (310) 375 6258 or write to us at 4314 West 238th Street, Torrance, CA 90505, USA.



Be An Electronics Technician!



You can join the growing field of electronics technology and earn from \$30,000 to more than \$40,000 a year.* Peoples College of Independent Studies (PCIS) offers you training in this exciting field without interrupting your current job or home life.

PCIS courses include:

- Professional equipment that is yours to keep at the end of the program.
- **Low monthly payments with no finance charges.**
- Accelerated Learning System, video training tapes, hands-on lab experiments and industry certification guide.

Five programs to choose from! Ask about our Specialized Associate Degree. All programs accredited by the Accrediting Commission of the National Home Study Council.

FOR FREE CATALOG CALL TOLL FREE 1-800-765-7247



PEOPLES COLLEGE
OF INDEPENDENT STUDIES

233 Academy Drive • P.O. Box 421768

Kissimmee, FL 34742-1768

Member, D.L. Peoples Group E1293

No obligation. No sales person will call.

*Source U.S. Bureau of Labor Statistics

Approved for Veterans Training

CIRCLE 158 ON FREE INFORMATION CARD

ATTENTION

PUBLIC SAFETY ANNOUNCEMENT

Tampering with Motorola's Communication Technology is Nothing Short of a Crime.

Motorola has been at the forefront of communications technology for more than 60 years. Today, we offer a greater array of communications products than ever before. We are proud of our products and the vital services they bring to our customers which are of unparalleled public importance.

Theft of communications services and so-called High-Tech piracy threaten the entire communication industry's reputation for reliability. This conduct

not only damages the reputation of Motorola, Inc. and the communications industry, but undermines the very integrity of America's public and private communications services.

Motorola intends to combat this conduct by aggressively maintaining and enforcing its proprietary rights to its hardware and software technology. Anyone who has knowledge of illegal activities or has questions concerning such activities is urged to contact Motorola Inc. immediately at 1-800-325-4036. Contacts will be kept confidential and may be made anonymously.



Ⓜ and Motorola are trademarks of Motorola, Inc., © 1993 Motorola, Inc.



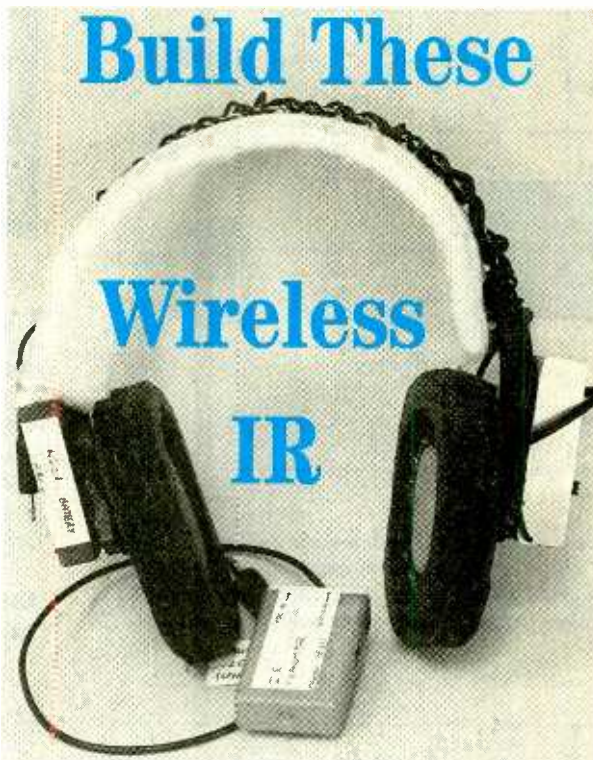
The age of wireless is here. Although the term "wireless" has until recently implied radio, that is by no means the only wireless media. The *Wireless Headphone* project described in this article uses a different form of wireless link—infrared. Using a 100-kHz frequency-modulated (FM) carrier, the Wireless Headphone has a 4-kHz bandwidth, making it suitable for general-purpose listening. Its high carrier frequency provides interference-free operation, even around most consumer IR remote controls, which operate with a carrier frequency of 40 kHz. And it requires no special connections to the radio or TV.

The power requirements for the system are modest: The transmitter requires a 7- to 14-volt, 200-mA DC supply, while the receiver draws about 10 mA (at minimum volume) from a 9-volt battery. The receiver has a volume control for convenience, although the audio source's volume control may also be used to that end.

The Transmitter Circuit. The transmitter for the Wireless Headphone (see Fig. 1) consists of a pair of infrared LED's and a CD4046 CMOS phase-locked loop (or PLL, which is comprised of two phase comparators, a voltage-controlled oscillator or VCO, a source follower, and a Zener reference)—coupled with a driver transistor. Note that in this application, only the PLL's VCO is used.

The VCO's supply voltage is stabilized by the internal Zener reference. The VCO input at pin 9 is biased near the midpoint of the VCO's linear region. The VCO's programmable sensitivity and high input impedance eliminates the need for signal pre-conditioning.

Components C1 and R2 provide impedance matching for low-impedance speakers; those components should be eliminated if the audio source has a high impedance (600 ohms). The VCO frequency is set by R4, R5, and C4 for a minimum frequency of 85 kHz, a maximum frequency of 115 kHz, and a nominal center fre-



Headphones

BY BRIAN MCKEAN

Listen to your favorite music unencumbered from a headphone cord with this easy-to-build transmitter/receiver combination

quency of 100 kHz, which yields a VCO sensitivity of 7.5 kHz/volt.

The VCO output at pin 5 of U1 drives a saturated common-emitter circuit, built around Q1 (a 2N2222A general-purpose NPN silicon transistor). Although U1's Zener reference decouples the VCO from supply variations, the IR-emitter current is not regulated. Components shown in the schematic should be suitable for most applications. The number of IR emitters (on our circuit, LED1 and LED2) connected to the collector of Q1 can be increased to provide increased room coverage, as long as the supply volt-

age is sufficient to drive the LED string. Allow 1.8 volt per LED, and select R7 so that the peak current through the LED's does not exceed the part specification (typically 100 mA).

The IR transmitter's supply voltage may be an unregulated DC source greater than 7 volts. An internal Zener reference at pin 15 of U1 regulates the supply to 5–6 volts for the VCO. The current through the IR LED's may be adjusted by changing the value of R7 to suit the diode ratings.

Receiver. The schematic diagram of the receiver for the Wireless Headphone—essentially a reverse-biased photodiode detector/amplifier—is shown in Fig. 2. That circuit consists of a CA3237 high-gain IR remote-control preamp (U1), a 4046 phase-locked loop (U2), and an LM386 low-voltage audio amplifier (U3).

Integrated circuit U1—which is designed for 40-kHz carrier systems but can provide limiting action to up to 1 MHz—contains two amplifiers whose gain is set by C6/R4, and C7/R5. Together those components provide DC and low-frequency blocking, while setting the combined gain of the amplifiers to about 85 dB at 100 kHz. The Schmitt-trigger section (pins 4 and 6) of U1 is not used.

The IR remote-control preamp's output at pin 7 is AC coupled to the phase-locked loop, which operates with a 100-kHz center frequency. The PLL's 15-kHz capture range allows for considerable center-frequency mismatch with the transmitter while providing proper demodulation bandwidth and noise rejection. The VCO of the PLL has a range of ± 30 kHz around the center frequency, which also allows for transmitter/receiver mismatch without unduly sacrificing loop performance.

The loop lowpass filter output contains the demodulated audio signal and is internally buffered at pin 10. The audio is filtered and fed through amplitude control R12 to the non-inverting input of U3 (an LM386 low-voltage audio power amplifier), which pro-

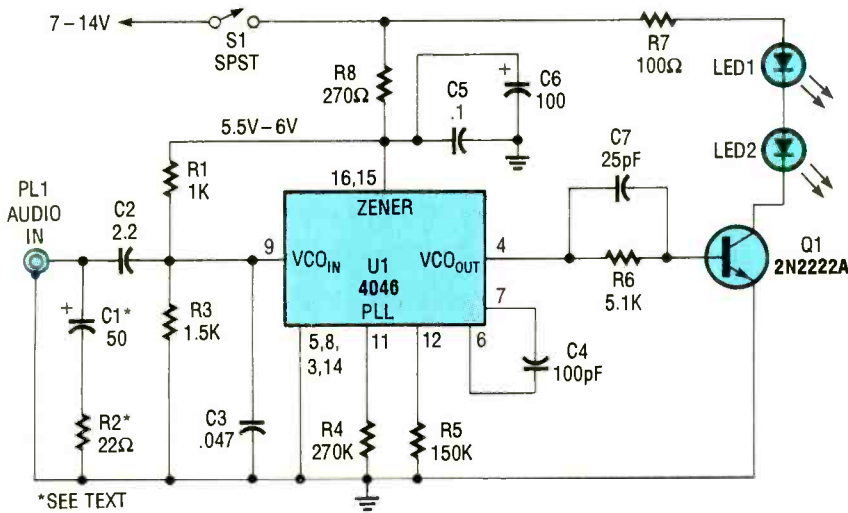


Fig. 1. The transmitter for the Wireless Headphone is built around a CD4046 CMOS phase-locked loop or PLL, coupled with a driver transistor, and a pair of infrared LED's. Although the CD4046 is comprised of two phase comparators, a voltage-controlled oscillator (or VCO), a source follower, and a Zener reference, only its VCO is used in this application.

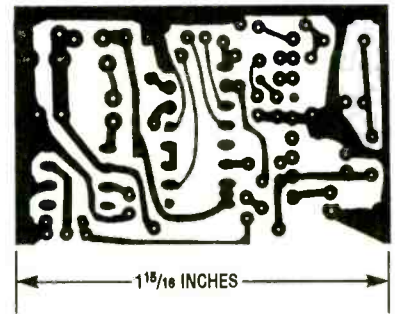


Fig. 4. The receiver's full-size printed-circuit layout is shown here.

require such a circuit to be enclosed in a metal case to provide electrostatic shielding. That may not be necessary, but is recommended for best range.

Assembly. Most parts are quite non-critical. Many parts can be replaced with near value(s) without affecting

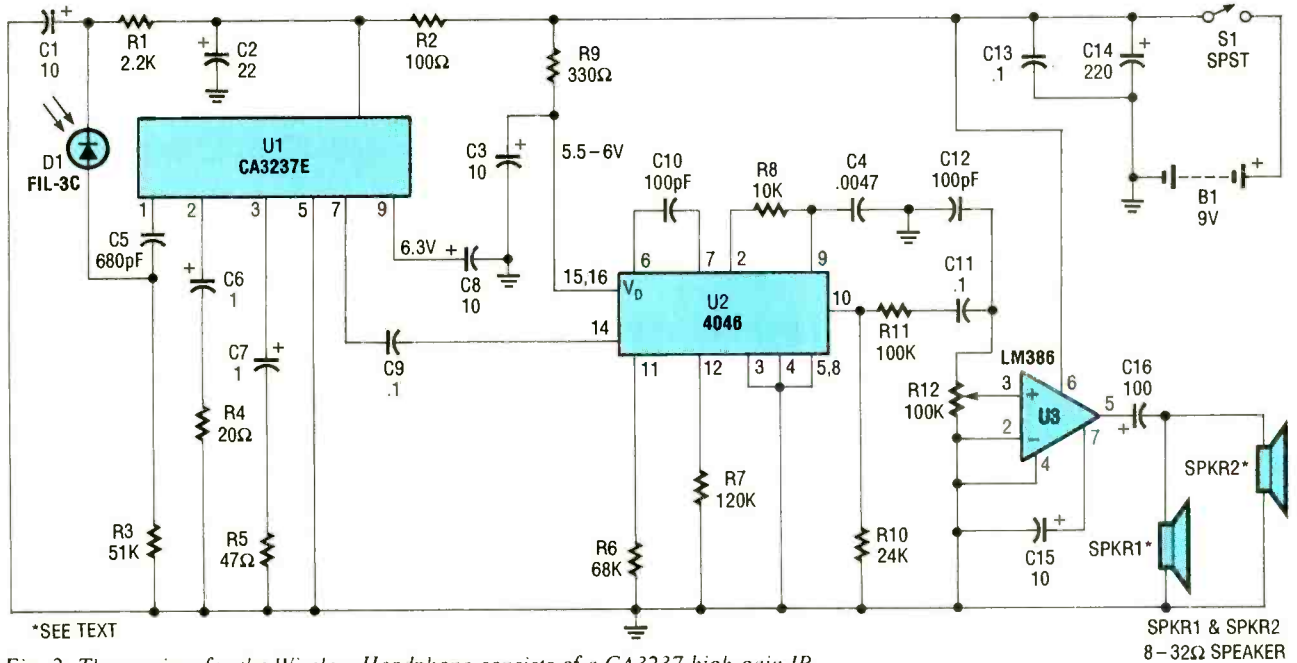


Fig. 2. The receiver for the Wireless Headphone consists of a CA3237 high-gain IR remote-control preamp (U1, which is designed for 40-kHz carrier systems), a 4046 phase-locked loop (U2), and an LM386 low-voltage audio amplifier (U3).

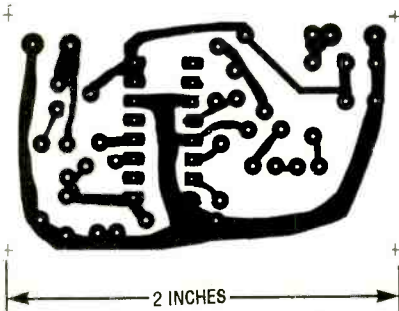


Fig. 3. The transmitter's printed-circuit layout is shown here at full size.

vides a 26-dB gain and will easily drive a paralleled pair of AC-coupled, low-impedance earphones.

Voltage regulation in the receiver is provided by U1 and U2, with the assistance of R2 and R9. The receiver will operate from supply voltages as low as 7 volts, making battery operation (from a rechargeable 9-volt battery) highly practical.

A final note regarding the high-gain receiver: Normal practice would

the circuit. The exceptions are noted on the schematic diagrams by asterisks—those parts should not be replaced with any other value. If you can not find the specified photodiode, one salvaged from a commercial IR receiver should work well. It should have a capacitance of 30 pF or less at -5 volts, and be 0.1-inch diameter or less. The capacitor should be miniature radial-lead unit.

Figure 3 shows a full-scale template

PARTS LIST FOR THE RECEIVER

SEMICONDUCTORS

- U1—CA3237E IR preamplifier (NTE1682), integrated circuit
 U2—CD4046B CMOS phase-locked loop, integrated circuit
 U3—LM386 low-voltage, audio-power amplifier, integrated circuit
 DI—FIL-3C, FIL-5C, PIN-3CD, PIN5D, or similar IR-detector diode

RESISTORS

(All fixed resistors are 1/8-watt, 5% units.)

- R1—2200-ohm
 R2—100-ohm
 R3—51,000-ohm
 R4—20-ohm
 R5—47-ohm
 R6—68,000-ohm
 R7—120,000-ohm
 R8—10,000-ohm
 R9—330-ohm
 R10—24,000-ohm
 R11—100,000-ohm
 R12—100,000-ohm PC-mount potentiometer

CAPACITORS

- C1, C3, C8, C15—10- μ F, 16-WVDC, radial lead electrolytic or tantalum
 C2—22- μ F, 16-WVDC, radial lead electrolytic or tantalum
 C4—0.0047- μ F, ceramic-disc
 C5—680-pF, ceramic-disc
 C6, C7—1- μ F, 16-WVDC, electrolytic
 C9, C11, C13—0.1- μ F, ceramic-disc
 C10, C12—100-pF, ceramic-disc
 C14—220- μ F, 16-WVDC, electrolytic
 C16—100- μ F, 16-WVDC, electrolytic

ADDITIONAL PARTS AND MATERIALS

- SPKR1—8-32-ohm speaker
 S1—SPST toggle switch
 B1—9-volt alkaline, or rechargeable battery
 Printed-circuit materials, enclosure, earphone jack, 9-volt battery connector, wire, solder, hardware, etc.

PARTS LIST FOR THE TRANSMITTER

SEMICONDUCTORS

- U1—CD4046B phase-locked loop (do not use the 74C version)
 Q1—2N2222A general-purpose NPN silicon transistor (use TO-18 if driving LED at high current)
 LED1, LED2—RS276-143 infrared, light-emitting diode (Radio Shack)

RESISTORS

(All fixed resistors are 1/8-watt, 5% units, unless otherwise noted.)

- R1—1000-ohm
 R2—22-ohm
 R3—1500-ohm
 R4—270,000-ohm
 R5—150,000-ohm
 R6—5100-ohm
 R7—100-ohm, 1/4-watt
 R8—270-ohm, 1/4-watt

CAPACITORS

- C1—50- μ F, 1-WVDC, radial-lead electrolytic or tantalum
 C2—2.2- μ F, non-polarized multilayer ceramic
 C3—0.047- μ F, ceramic-disc
 C4—100-pF, ceramic-disc
 C5—0.1- μ F, ceramic-disc
 C6—100- μ F, 10-WVDC, electrolytic
 C7—25-pF, ceramic-disc

ADDITIONAL PARTS AND MATERIALS

- S1—SPST switch
 Printed-circuit board materials, enclosure, 7- to 14-volt DC, 200-mA source, wire, solder, hardware, etc.

Once you have etched your boards and obtained all the parts, assemble the board for the transmitter guided by Fig. 5 and the board for the receiver guided by Fig. 6. The audio and power connections to the receiver board are best handled by case-mounted connectors.

The circuits, once assembled, should operate immediately without adjustment or alignment. The Zener references can be checked at pins 15 and 16 of the CD4046's and at pin 9 of the CA3237. The transmitter and receiver VCO's can be checked at pin 4 of the two CD4046's. The free-running frequency of the transmitter should be 100 kHz \pm 10 kHz; and the transmitter and receiver VCO frequencies should be identical when the two units are optically coupled and properly

(Continued on page 92)

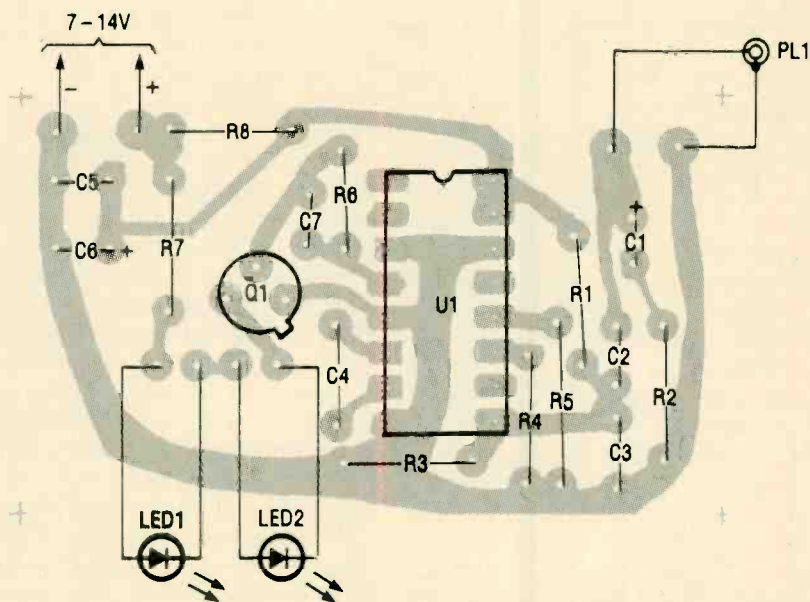



Fig. 5. The size of the parts used to build the transmitter are important due to space constraints, thus, 1/4-watt or smaller resistors are a must and miniature (radial lead electrolytic or otherwise) capacitors are recommended.

of the transmitter printed-circuit artwork, and Fig. 4 shows a full-scale template of the receiver's printed-circuit artwork. Printed-circuit assembly is recommended, particularly for the receiver, which has a very high gain.

As can be seen from the size of those foil patterns, the most important factor governing the use of a particular component is its physical size. Due to that factor, the smallest sized components available should be used.



Build a Joystick Adapter

Give that old Nintendo joystick a new lease on life with an adapter that makes it compatible with your computer's game port

BY LARRY L. CAMERON

I am 24-years old, and I love frosted flakes. And like millions of adults who don't take themselves too seriously, I would like to add that I enjoy playing a good action-filled computer game from time-to-time as well.

Nothing beats the feeling I get from eliminating a bunch of bad guys or saving the Federation from destruction. For those sessions, a joystick is a must, but lately my computer-compatible joystick has been giving me trouble. Sometimes the game character would stop dead in its tracks only to be blasted to bits. Something had to be done about that old clunker of a joystick.

I looked around for a new joystick, but the ones that caught my eye were too expensive or did not seem to be responsive enough to suit my tastes. If only I could use my faithful Nintendo joystick with games on my computer! I was used to playing games with it; it had nifty features (such as rapid-fire); and it responded quicker than my old PC joystick ever did. If only it could be adapted for use with my computer.

The *Nintendo Joystick Adapter* (NinJA for short) described in this article is a circuit that is designed to interface your computer to many different Nintendo Entertainment System ("NES") joysticks that until recently would only work with NES equipment. If you do not own any Nintendo joysticks, perhaps you might reconsider purchasing one. Many offer slick features such

as variable/multi-speed rapid fire, infrared-remote operation, and right- or left-handed control, etc.

Compatibility. There are two versions of the NinJA: one, the NinJA-15, is designed for compatibility with all IBM PC/XT/AT/386/486 and compatible computers equipped with a 15-pin game port; the NinJA-9 version is compatible with Atari-style 9-pin game ports for use with computers such as the Commodore Amiga and Atari ST.

The NinJA (referring to both versions) is compatible with all NES-style joysticks whether manufactured by Nintendo or available through a third-party supplier. On the negative side, gadgets such as the Nintendo "Zapper Gun," are functionally different than joysticks and will not be NinJA compatible. There are also several third-party joysticks that support features like "pause" and "slow motion," which are achieved by digitally manipulating the START and SELECT buttons on the Nintendo joystick. Those features do not translate to an equivalent function on your computer. In addition, joysticks designed for use with the Super NES are not compatible with NinJA1.

The NinJA-9 is completely compatible with all software that accepts joystick input on computers like the Commodore Amiga and Atari ST. In fact, the NinJA-9 allows you to use Nintendo joysticks on the whole group of

computers that conform to the "standard" Atari-style, 9-pin male connector including the Commodore 64, VIC-20, Atari 800, etc., and it's even compatible with the old Atari VCS video game!

It should not come as any big surprise that the compatibility issue is much more complicated for the NinJA-15, and its interface with the IBM PC computer, since the IBM joystick is directionally analog while the Nintendo joystick is digital. In a nutshell, the NinJA-15 will work with games and programs that expect threshold-joystick input. "Threshold" refers to a software-defined analog-joystick-input value that would have to be met or exceeded by a typical IBM analog joystick to begin screen movement at a constant rate. Once that threshold is met or exceeded, movement begins.

That concept is better described than defined: if you move an analog joystick one quarter way to the left, your screen character will not move in a game that arbitrarily defines "left" to be a maximum stick deflection to the left; so screen character movement begins only with the analog joystick handle moved completely to the left. The NinJA-15 overcomes that problem by generating a relative "maximum/minimum" analog signal for each of the eight (N, S, E, W, NE, NW, SE, and SW) directions.

On the downside, compatibility with all IBM software that accepts joystick input cannot be guaranteed.




Fig. 1. Here is a pinout diagram of the Nintendo-joystick connector.

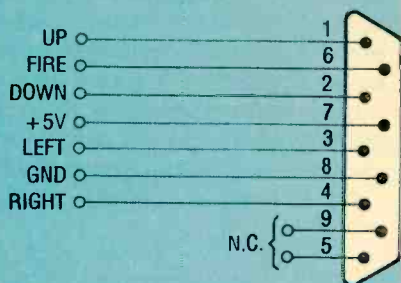


Fig. 2. This is a pinout diagram giving the signals associated with an Atari-style joystick connector. That joystick, which was first popularized with the introduction of the Atari VCS video-game system some years ago, is digital in nature.

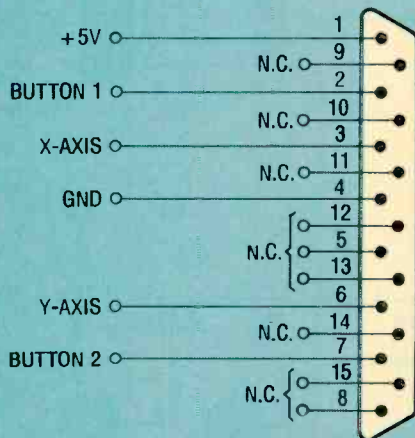


Fig. 3. The IBM joystick port uses a female DB-15 connector; the pinout and relevant signal descriptions for that connect are shown here.

While most available games operate by way of threshold input and will, therefore be compatible with NinJA-15, software expecting analog (linear, non-threshold) joystick input will not operate properly with the NinJA-15. An example of that is a flight simulator in which the rate of turn of the airplane is dictated by how far the joystick moves to the left or right.

PC and Nintendo Joysticks. The Nintendo joystick is a very simple digital device that consists of a 4021 CMOS parallel-in/serial-out shift register, with eight pulled-up SPST momentary switches connected to its parallel inputs. The Nintendo computer provides the necessary clock and paral-

PARTS LIST FOR THE NINTENDO JOYSTICK ADAPTER

SEMICONDUCTORS

- U1—74HC595 high-speed CMOS 8-bit latched shift register, integrated circuit
- U2—74HC190 high-speed CMOS synchronous decade counter/divider, integrated circuit
- U3—LM7555 CMOS oscillator/timer, integrated circuit
- Q1, Q2—2N4403 PNP transistors or equivalent (see text)
- D1—D4—1N914 or equivalent general-purpose silicon diode

RESISTORS

- (All resistors are 1/4-watt, 5% units, unless otherwise noted.)
- R1—5,600-ohm
- R2—120,000-ohm
- R3, R5, R6—2200-ohm
- R4—330-ohm
- R7—47,000-ohm \times 4, 8-pin SIP resistor array

CAPACITORS

- C1, C2—0.1- μ F, ceramic-disc
- C3, C4—1.0- μ F, 16-WVDC, tantalum
- C5—0.01- μ F, ceramic-disc
- C6—0.001- μ F, ceramic-disc

- C7, C8—47-pF, ceramic-disc

ADDITIONAL PARTS AND MATERIALS

- PL1—DB-9 female (NinJA-9) or DB-15 male connector (NinJA-15), see text
- PL2—Male NES connector with cable
- Printed-circuit materials, enclosure (Serpac model 031), IC sockets, wire, solder, hardware, etc.

Note:

The following items are available from Larry L. Cameron (7020 Grand Canyon #243, Austin TX 78752; Tel. 512-467-9532): the NinJA printed-circuit board for \$5.00; NinJA kit including printed-circuit board and all components (excluding cables) for \$10; NinJA kit including printed-circuit board, all components, and cables for \$15.00; Completely assembled NinJA (specify NinJA-9 or NinJA-15) for \$20.00. Texas residents, please add appropriate sales tax. Please add \$2.00 for shipping to all orders.

lel-load signals to the shift register when the joystick is connected. Figure 1 is a functional pinout diagram of the Nintendo-joystick connector.

Figure 2 is a functional pinout diagram of the Atari-style joystick connector. That joystick—first popularized with the introduction of the Atari VCS video-game system some years ago—is also digital in nature. It was adopted by Commodore and Atari for use with their home-computer systems and is still supported today in their line of Amiga and ST computers. The joystick itself consists of five normally open, SPST momentary-contact switches—four for the cardinal directions and one for “fire”—which (connected through the computer’s male DB-9 joystick port) go to ground when thrown.

The IBM PC joystick, which is part analog and part digital, consists of two potentiometers (which are used to indicate the linear X-Y position of the joystick handle) and two normally open SPST momentary contact switches (which are used as “fire” buttons); like the Atari-style joystick, they

too are grounded upon switch actuation. A female DB-15 connector on the computer is used for the physical connection of the joystick to the PC and is usually provided on the motherboard or via a bus-expansion card such as a dedicated game card or multi-I/O card.

Figure 3 is a pinout diagram of the IBM DB-15 joystick connector showing the arrangement and signal descriptions of relevance to the NinJA-15.

Theory of Operation. Figure 4 is a schematic diagram of the NinJA, which consists of a serial-to-latched-parallel data interface that allows a Nintendo joystick to emulate Atari-style joysticks. For IBM-style joysticks, additional digital-to-analog circuitry is included to synthesize the necessary analog directional signals.

The NinJA supplies power, ground, a clock signal, and parallel-load signals to the Nintendo joystick (which are normally provided by the Nintendo game system) to make the joystick functional outside of its intended NES connection. Since the NinJA draws




Fig. 5. Both versions of the NinJA were built on the same single-sided printed-circuit board; a template of the pattern is shown here full size.

latched at the proper position. (The values of C7 and R4 shown were determined by trying out several Nintendo joysticks and adjusting the component values until the parallel signals were latched at the expected bit position of U1 with all the various joysticks.)

In the NinJA-9, the latched active-low parallel outputs of U1 (which indicate a switch closure on the Nintendo joystick) are routed to the computer to function as the computer-joystick signals. In the NinJA-15, those output signals are manipulated by the digital-to-analog circuitry that consists of D1–D4, R5–R7, Q1, and Q2 to synthesize the analog signals that the IBM PC recognizes as directional movements of the joystick.

IBM PC Joysticks. In the case of a regular IBM analog joystick, some tweaking of its potentiometers is usually required during the initial set up to “electrically center” the joystick; each program that accepts joystick input must be told ahead of time what values it can expect for minimum and maximum X- and Y-axis stick movement. That process is circumvented by the NinJA-15’s somewhat unusual digital-to-analog circuitry.

Although that circuit is not “digital-to-analog” as in the usual sense—outputting an analog signal whose magnitude varies with an n-bit wide digital input—the NinJA-15’s DAC will output one of three possible analog signals to function as the X signal (right/left

movement along the X axis), and one of three possible analog signals to function as the Y signal (up/down movement along the Y axis), depending on the status of the switches on the Nintendo joystick. With the joystick’s handle is centered, the X- and Y-axis signals fed to the joystick port are approximately 0.1 mA.

With the handle in the southeast corner, both the X- and Y-axis the currents drop to exactly half (0.05 mA). In the northwest corner, the currents for both the X- and Y-axis signals will make a large jump (to about 2 mA). Although those values are cited as examples and vary slightly between IBM-compatible PC’s and analog joysticks, the relative magnitudes always exhibit the same behavior, and it is that property that is exploited by the NinJA-15 to make it appear that there is a true analog joystick connected to the IBM-compatible computer when in reality there is none.

Without any button pressed on the Nintendo joystick, all the parallel outputs of U1 are high, forward biasing D1 and D2. That, in turn, reverse biases Q1 and Q2, in conjunction with the continually forward-biased D3 and D4, which function to set up a minimum baseline current. That emulates an “electrically centered” analog joystick.

When the RIGHT button on the Nintendo joystick is closed, D1 becomes reverse biased (U1 pin 15 goes low) and the X-axis current will be cut exactly in half since the voltage drops

across D1 and D3 are identical.

When the LEFT button is closed, U1 pin 1 goes low, forward biasing Q1, sourcing around 2 mA for the X-input with a small contribution from D1 and D3 thrown in for good measure. The handling of Y axis is analogous to the X axis. The NinJA-15 owes its “auto-centering” to the fact that the voltage drops across the paired diodes D1/D3 and D2/D4 will always be the same (assuming paired diodes of identical composition).

Construction. Both versions the NinJA were built on the same single-sided printed-circuit board as shown in Fig. 5 (which is available alone, as part of a kit of parts, or as a fully assembled unit from the supplier listed in the Parts List). Its corresponding parts-placement diagram is shown in Fig. 6; note that the connector shown here for PL1 corresponds to that of the NinJA-9 version. There are also three jumpers that need to be placed on the board.

Depending on whether you build the NinJA-9 or NinJA-15 version, the DB-9/DB-15 cable connection to the NinJA will be different; Table 1 shows the proper connections to configure the NinJA printed-circuit board for the desired version. If you opt to build the NinJA-9, components D1–D4, R5–R7, Q1, and Q2 are unnecessary.

If desired, you can solder the Nintendo joystick connections directly to the NinJA printed-circuit board at PL2 (as shown in Fig. 6), but for maximum flexibility in switching between joysticks or using the same joystick with a Nintendo game, it is recommended that you purchase a Nintendo-joystick connector cable. Such cables, which are usually billed as “extension cables,” are readily available at retailers dealing in Nintendo-related products.

Prepare the cable by cutting the female connector from the cable and retaining the male connector along with the cable. Remove a length of the outer insulation from the end of the cable, then strip the insulation from the inner wires and solder the wires to the NinJA printed-circuit board at the proper positions. Use an ohmmeter to verify pin-to-conductor continuity before soldering the conductors to the board. Plug PL2 is represented in the parts-placement diagram as a Nintendo joystick connector to aid in assembly.

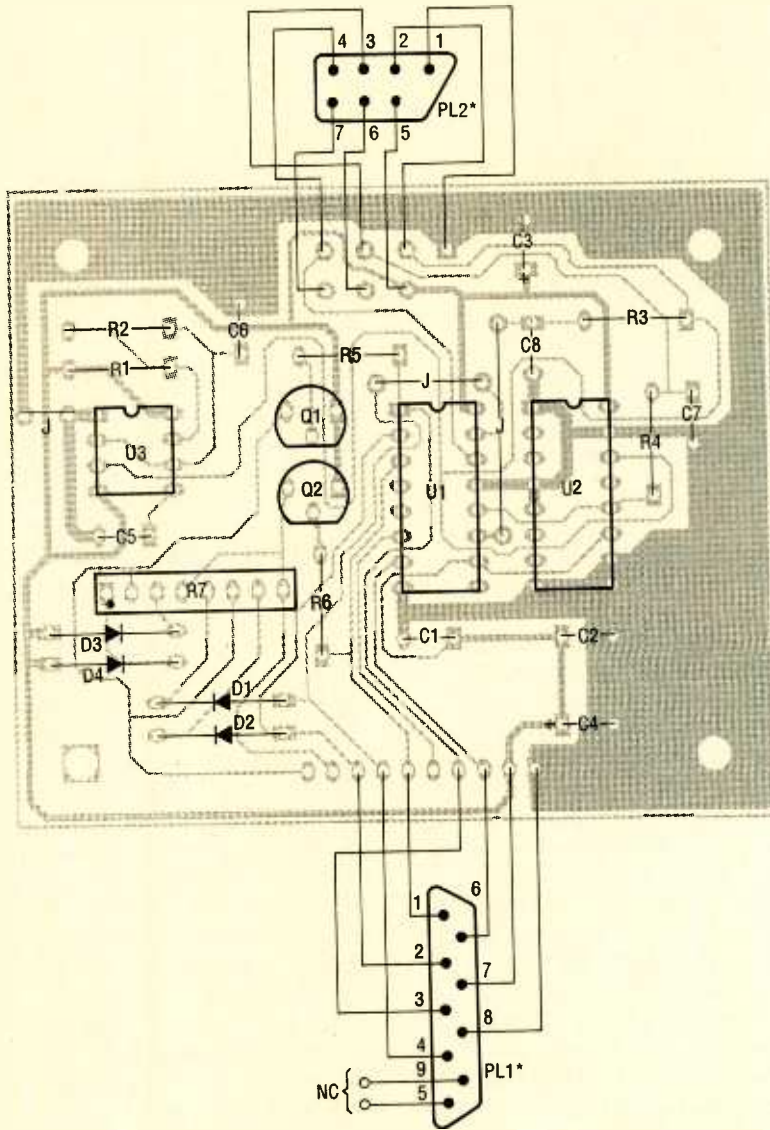


Fig. 6. Although both versions of the NinJA were assembled on the same printed-circuit board, the two versions do differ in some small way. Refer to the text to determine how the version you choose should be assembled, and refer to Table 1 for PL1 wiring instructions that go with your version.

Care should be taken when installing U1-U3 since CMOS devices are sensitive to electrostatic discharge. Also verify that all polarized components and parts with specific pin orientations (such as the transistors, diodes, and IC's) are properly aligned before soldering them in place.

If you have trouble getting the SIP resistor network (R7), it can be replaced by 4 discrete 47k resistors. Under that circumstance, try to match their actual values as closely as possible. After all the parts have been soldered in place, perform the usual checks for misplaced components, cold solder joints, solder bridges, etc.

The printed-circuit board was designed to fit into an attractive Serpac manufactured enclosure (model 031) available from Digi-Key Corp. (701 Brooks Ave., P.O. Box 677, Thief River Falls, MN 56701-0677; Tel. 800-344-4539) and other sources. Holes in the front and rear of the enclosure were drilled for the two protruding cables, and rubber feet with adhesive backing were placed on the bottom to help prevent the NinJA from sliding around.

Set-up and Use. The NinJA-9 requires no adjustment or calibration of any sort. Just plug it into your comput-

er and a Nintendo joystick into the NinJA-9, and you are ready to play your favorite senselessly violent game! Computers that are compatible with Atari-style joysticks support only one button per joystick; the action or "fire" button is button "A" on your Nintendo joystick. Buttons "B," "start," and "select" on the Nintendo joystick will have no function.

However, it has come to my attention that some of the newer Amiga software will recognize a second joystick button. If desired, you may connect pin 9 of the DB-9 connector to pin 5 of PL1 to get the circuit to recognize the "B" button of the Nintendo joystick as the second button for some programs.


NinJA-15, unlike a typical IBM analog joystick, requires no adjustment or hardware calibration. Since the NinJA-15 sports "auto-centering" circuitry, there are no potentiometers to tweak and no hardware-calibration programs to run. Like the NinJA-9, just plug the NinJA-15 into your computer and a Nintendo joystick into the NinJA-15, and you are ready to play! Don't be surprised, however, if when the program is executed, you are asked something like "move joystick to northwest corner and hit a button" or something similar. That's a calibration throwback for software users who own analog joysticks.

IBM computers equipped with game cards/game ports support two action buttons per joystick; your computer will recognize button "A" of your Nintendo joystick as button 1 and button "B" as button 2. The "start" and "select" buttons on the Nintendo joystick will have no function on your computer.

Troubleshooting. If you have any trouble with your NinJA, the problem could be originating either within your computer or within the NinJA. If you own a regular computer joystick, try plugging it in and seeing if the problem persists. If so, the problem lies with your computer, its joystick port, or possibly the program. If not (or you don't have a regular computer joystick), try the following:

1. Make sure the NinJA has been assembled correctly. Check for incorrectly oriented components, cold solder joints, etc.

(Continued on page 91)



What are Electrons Made of?

We trace the trail of discoveries that lead to our modern understanding of the electron.

BY DAN BECKER

Many of the appliances and devices that make our lives easier, more enjoyable, entertaining, and informed, depend upon our ability to control and manipulate electrons. Electrical current is a flow of electrons, and it is the driving impetus behind many of today's technological advancements and those of the near future. Although we have countless uses for electricity, and power plants are a prominent part of our culture, do we know what electrons are made of?

The Electron is Found. As early as about 800 B.C., the Greeks recorded observing the electric phenomenon produced by rubbing amber. In fact, our word "electron" comes from the Greek word for amber: *elktron*.

In 1600, William Gilbert (1540–1603) recorded that electrification was not limited to amber, but was a more generalized phenomenon. Toward the end of the 1700's, induction-type generators were available. These were capable of producing high voltage, but very little amperage (*i.e.*, they produced static electricity).

About the year 1785 Charles Coulomb (1736–1806) discovered the inverse-square law of electrostatic attraction, whose mathematical relationship is similar to that of the force of gravity. As shown in Fig. 1, we can use this law to depict an electron's force

field as directional arrows emanating from an electron's center.

Another important breakthrough occurred in 1772 when a physicist named Alessandro Volta (1745–1827) (after whom the volt is named) discovered a difference in potential between two dissimilar metals in contact with an electrolyte. By 1800 he had a working battery!

With the proliferation of batteries, scientists were now more curious than ever about the source and nature of electric charge. It was during the 1820's that Michael Faraday (1791–1867) discovered the relationship between magnetism and electricity. He discovered that a moving electric charge (an electric current) produces a magnetic field.

In 1864 James Clerk Maxwell (1831–1879) formulated equations that combined Coulomb's equations for electrostatic force with Faraday's work on moving electric charge. Without any additional information, Maxwell's equations made two important revelations. Firstly, that an accelerating electric charge radiates an electromagnetic wave. Secondly, that the resulting electromagnetic wave propagates at 300,000-meters-per-second. From that point forward, research into the nature of electric charge has depended heavily on our understanding of electromagnetic waves and their experimental use.

As technology expanded, new instruments and techniques for investigating the smallest parts of matter became available. By April 1897 it was understood that electrically charged particles are emitted when a metal wire is heated in a vacuum (the ancestor of our cathode-ray tube). In 1891, the particle was named the "electron."

Quanta are Noted. During the late 1800's, numerous attempts to explain blackbody radiation were unsuccessful. Ideally, a blackbody is an object that absorbs all wavelengths of electromagnetic radiation. Conversely, as an ideal blackbody is heated, it begins to radiate all wavelengths of radiation. However the radiated power is not equal at all wavelengths, but peaks at a certain wavelength (depending upon the blackbody's temperature).

In 1900 Max Planck (1858–1947) discovered a mathematical formula that completely agreed with the experimental results. His formula marked the beginning of an entirely new way of defining how matter and energy interact. Basically, he assumed that a blackbody consists of countless little electromagnetic transmitters (not an entirely new idea). The new part of Planck's concept was to say that these tiny electromagnetic transmitters could only emit or absorb energy in

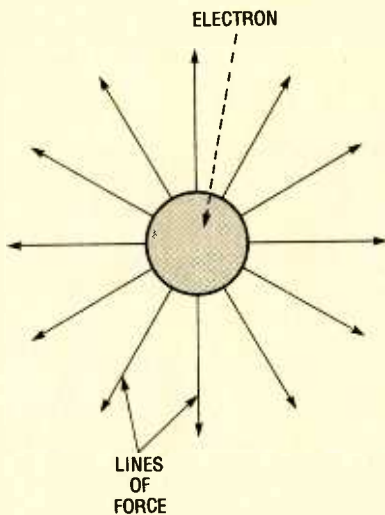


Fig. 1. Coulomb's electron may be visualized as a tiny sphere with electric lines of force radiating out in all directions.

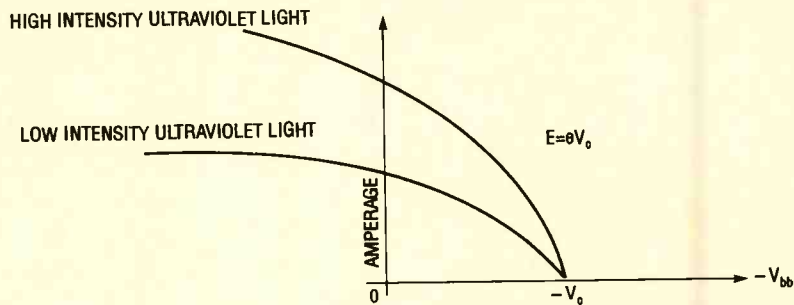
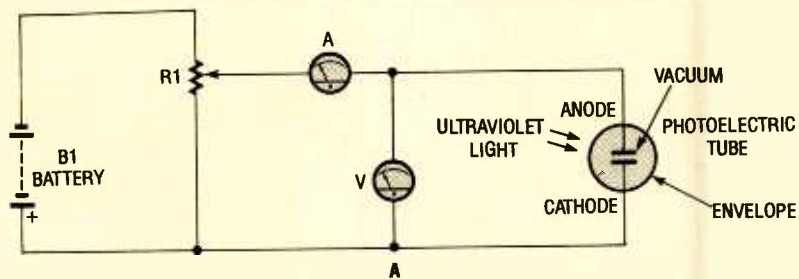
little packages called "quanta."
Planck's law:

$$E = nhf$$

defines this relationship. There, E is the total energy (in joules); n is a positive whole number (integer) accounting for a given number of energy units (quanta); h is Planck's constant: (6.626×10^{-34} joule-seconds); and f is the frequency (in hertz) of the electromagnetic wave. As you can see, this formula restricts electromagnetic waves to whole-number multiples of the fundamental unit of energy, h. In addition, this formula tells us that high-frequency electromagnetic radiation packs more energy than low-frequency radiation. This quantitative approach to energy marked the birth of quantum theory.

A few years earlier, in 1887, Heinrich Hertz (1857-1894) had been experimenting with a spark gap. His apparatus consisted of a metallic cathode (electron emitter) and anode (electron absorber) suspended in a vacuum bottle. When he connected a battery across the electrodes, Hertz found that an electric current would flow through the vacuum, but only while the spark gap was exposed to light; in total darkness no current would flow.

In 1902 this phenomena was further investigated using a circuit similar to the one shown in Fig. 2A. It was found that high-frequency light (ultraviolet) is much better at liberating electrons



PHOTOELECTRIC CURRENT VERSUS NEGATIVE BATTERY VOLTAGE

B

Fig. 2. The circuit in A is typical of those used to measure an electrons kinetic energy. The test procedure used results in a graph such as that shown in B.

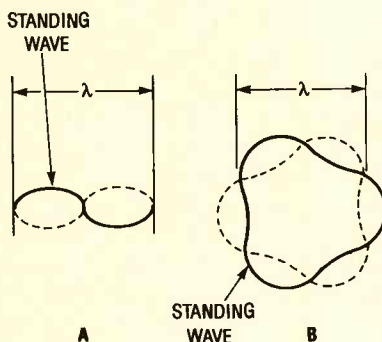


Fig. 3. Like an oscillating string fastened at both ends (A), an integral number of de Broglie wavelengths must fit into Bohr's electron orbits (B).

from the cathode's surface. In addition, no electrons are ejected if the frequency is decreased below a certain value, regardless of the light's intensity.

When illuminated by ultraviolet light at different intensities, a negative voltage must be applied to the spark-gap's anode (as shown in Fig. 2A) to completely stop all current flow. In other words, ultraviolet light ejects electrons from the cathode with enough kinetic energy so that they




Fig. 4. This curve shows the probability of finding an electron in a given place at a given instant.

can still overcome an opposing battery potential (a small negative electric field). This is shown graphically in Fig. 2B. Here the kinetic energy (eV₀) does not depend upon the light's intensity, since all values of intensity intersect the cutoff point at the same negative voltage -V₀! This phenomenon was named the photoelectric effect, and Hertz is credited with its discovery.

A Partial Explanation. At this time, most scientists believed that light was a wave phenomena, not a particle. In fact, as far back as 1801 Thomas Young's (1773-1829) double-slit experiment (more about that later) clearly demonstrated that light ex-

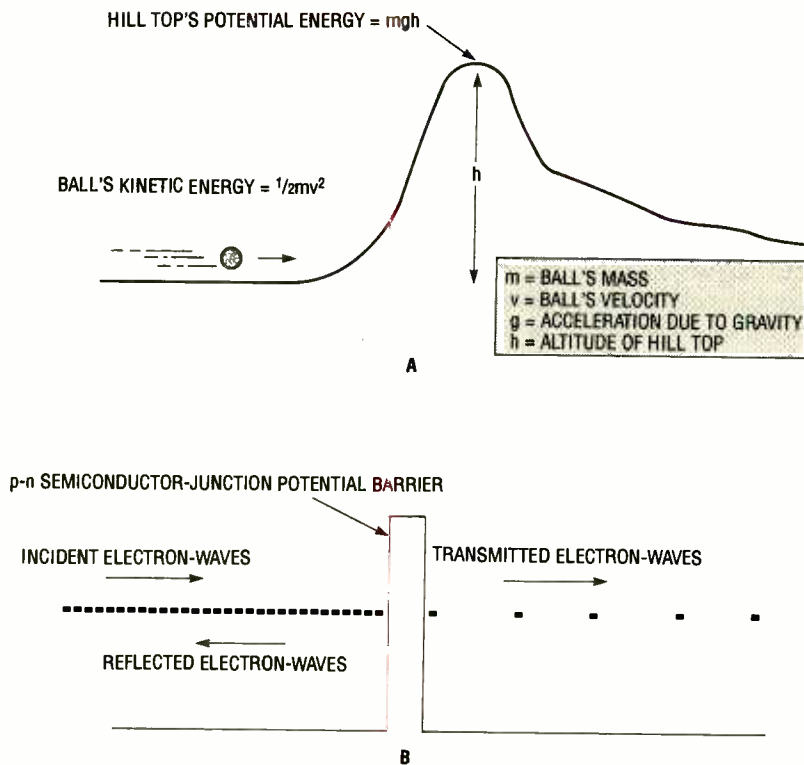


Fig. 5. The bowling ball's kinetic energy must exceed the hill's potential-energy barrier if it is to make it to the other side (A). However, electrons can "tunnel" through a potential barrier when they cannot overcome it (B).

hibits the interference behavior characteristic of waves. However, waves cannot account for the photoelectric effect, otherwise the electron's kinetic energy would increase as the light becomes brighter.

In 1905 Albert Einstein introduced his Special Theory of Relativity. Due to the results of that theory, Einstein became convinced that Planck's concept of light quanta was real. In addition, he was able to write a mathematical expression explaining the photoelectric effect. In 1916, Robert Millikan (1868–1953) confirmed Einstein's theory. Thus, when an electron absorbs a quanta (named a "photon" in 1926 by Gilbert Lewis) of energy, the electron's kinetic energy increases by a fixed amount. However, since there were many experiments that clearly demonstrated the wave nature of light, most scientists still believed that light was a wave.

Up to that point in history, the concept of an atom as we know it today was not proposed. In addition, a lot of the work in quantum theory was based on experiments with emission spectra. That is, trying to explain how and why certain elements like hydro-

gen would only emit or absorb narrow segments of the electromagnetic spectrum. However, it was becoming clear that light energy and electrons worked together to generate this phenomena.

In 1911 another important development occurred. After experimenting with radioactive substances, Ernest Rutherford (1871–1937) proposed the now-famous planetary model of a hydrogen atom. His model placed a negatively charged electron in orbit around a positively charged nucleus (proton). According to Rutherford's model, as an electron moves closer to the nucleus, its energy level decreases and the excess energy is radiated out into space in the form of electromagnetic waves. Unfortunately however, this simple model allows an atomic electron to emit a continuous spectrum of wavelengths (energy levels), which does not agree with experimental findings.

In 1913 Neils Bohr (1885–1962) used Planck's energy quanta along with Einstein's explanation of the photoelectric effect to improve Rutherford's model of a hydrogen atom. Bohr's model is based on two assump-

tions: 1) an electron's orbit is restricted to discrete values; 2) if an electron absorbs a quantum of energy it jumps to a higher orbit; if it emits a quantum of energy it jumps to a lower orbit. The energy in the quantum absorbed or emitted must equal the difference in the energy levels of the two orbits.

Since Bohr's atomic electrons are restricted to specific orbits, they can only absorb or emit specific wavelengths of energy (a good example is the orange glow of a neon lamp). Although this model was in better agreement with experimental findings, Bohr did not know why electrons are restricted to certain orbits.

Electron Size? In 1923 an American physicist named Arthur Compton (1892–1962) showed that X-rays can bounce off of an electron. The effects are similar to two colliding billiard balls (the difference is that when an X-ray gives up some of its momentum to an electron, instead of changing velocity as a billiard ball would, the X-ray changes frequency). Thus, by 1923 it was demonstrated that an electromagnetic wave (in this case, an X-ray) can also behave like a particle.

At this point in history it was possible (but erroneous) to ascribe physical dimensions to an electron. One could imagine it to be a tiny sphere. Using the information known at that time, Hendrik Antoon Lorentz (1853–1928) introduced a classical model in which the electron is a tiny sphere. In his model, the energy in the electric field surrounding the electron and outside a radius (r), is given by the formula:

$$E = e^2/r$$

Assuming that all of an electron's energy is contained in its electric field (which is erroneous), then this energy must equal mc^2 (as given by Einstein's formula, $E = mc^2$, for an electron at rest). We know an electron's charge ($e = 4.803 \times 10^{-10}$ electrostatic units or 16.021×10^{-20} coulombs); and mass ($m = 9.109 \times 10^{-28}$ grams). Therefore, since $E = mc^2 = e^2/r$:

$$r = e^2/mc^2 = 2.8 \times 10^{-13} \text{ cm}$$

In the old way of thinking (classical mechanics), this is an electron's minimum radius.

Wave Mechanics. During the 1920's quantum theory progressed to a

much more mature level. Many new ideas and theories were presented in rapid succession. The emphasis was on trying to explain and characterize the behavior of atomic electrons. In general, this amounted to examining the emission spectra of hydrogen and other elements and then finding a mathematical expression to define all of the possible energy states or levels.

Beginning as early as 1922, physicist Louis de Broglie (1892–1987) had a new idea. He thought that if light waves can act like particles, why can't particles act like waves? De Broglie's theory determined a particle's wavelength to be:

$$h/mv$$

where h is Planck's constant, m is the particle's mass, and v is its velocity.

In addition to assigning a wavelength to an electron, de Broglie used his particle/wave idea to explain why electron orbits are limited to specific radii. Although a single electron may occupy one orbital ring, an integral number of wavelengths must be used to determine the orbital ring's circumference. As shown in Fig. 3, one can envision standing waves encircling a nucleus. De Broglie found that his wavelengths fit precisely into Bohr's orbital radii! Initially this concept was not accepted. However, in 1927 two American scientists, C.J. Davisson and L.H. Germer, conducted additional experiments that completely verified the wave nature of electrons. They did this by scattering a beam of electrons off of a crystalline lattice of atoms. A diffraction pattern was obtained and its wavelength corresponded to de Broglie's wavelength for electrons.

In 1925 Erwin Schrodinger (1887–1961) heard about de Broglie's matter/wave concept. This appealed to Schrodinger because he was looking for a physical explanation for the restricted electron orbits. Using this and Bohr's model of the atom, Schrodinger developed a very sophisticated wave equation. Initially, Schrodinger assumed that electrons were actually physical waves just like water or sound waves—an assumption that, again we now know is incorrect. However, it made his wave equations very appealing. In addition, it brought about wide acceptance of the idea that all matter and energy have both wave and particle

characteristics. Schrodinger's solution to quantum theory was dubbed "wave mechanics."

Probability. In the late 1920's, Born modified Schrodinger's wave equation to represent a probability wave rather than a physical wave. In this sense, instead of thinking of an electron as a wave, you can think of it as a particle having only a probability of being in any given place at a given time. As shown in Fig. 4, the wave equation spreads the possible location of an electron out over a small region of space.

The tunnel diode (invented in 1958) is an excellent example of electron probabilities at work, and can be analyzed using Schrodinger's wave equation. As shown in Fig. 5A, a bowling ball cannot roll over the top of a hill unless its kinetic energy exceeds the potential energy it will have at the hill's peak. However, an electron does not operate under these same principles. Instead, a very small, but real probability exists that an electron can appear on the other side of the energy barrier (hill top).

Even though (in classical terms) an electron may not have enough kinetic energy to transverse an energy barrier, if it gets close enough, and the barrier is thin enough, there will be a small probability that it will suddenly appear on the other side! As shown in Fig. 5B, most of the electron-waves traveling toward the diode's PN junction (energy barrier) are reflected back. However, the wave equation says that a small number of these electron-waves have a chance of being found on the other side of the junction (energy barrier or hill top). Moreover, those that do appear on the other side of the p-n junction have the same energy they started with! It is as though they tunneled right through the barrier unimpeded!

Another physicist working in Europe in the mid 1920's was Werner Heisenberg (1901–1976). Heisenberg's approach was very different than Schrodinger's. To begin with, he discarded analogies that were not based on experimental findings. These included the idea that electrons orbit an atom's nucleus. There was no experimental evidence supporting this idea. Instead, Heisenberg concerned himself with the evidence

of spectral emissions. In particular, he wrote mathematical expressions detailing the difference between pairs of electron energy states. Eventually, Heisenberg joined forces with two other physicists, Pascual Jordan and Max Born (1882–1970). Together they wrote a comprehensive three-man paper detailing many of the important aspects of quantum mechanics, which they expressed in matrix form. However, in 1925 matrix algebra was not as commonly used as it is today. Therefore, most physicists at the time did not understand the significance of matrix mechanics.

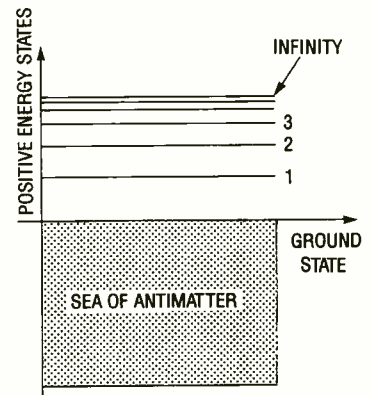


Fig. 6. Dirac's atomic model predicts a sea of antimatter energy states filled with electrons below the ground state of normal electrons.

Fortunately however, Paul Dirac (1902–1984) was given a copy of the three-man paper (as it was called). Dirac quickly saw the connection between their work and that of William Hamilton. During the late 1820's, William Hamilton (1805–1865) developed a very useful set of matrix equations. Hamilton's equations can be used to describe wave motion or particle motion.

In light of Hamilton's equations, Dirac reworked the matrix mechanics of the three-man-paper. In addition, he invented his own mathematics that he called quantum algebra. Dirac's first paper on quantum mechanics was published in 1925. Over the next few years Dirac added to his original work. Dirac's equations are more general and complete in that they include Schrodinger's wave mechanics and the three-man team's matrix mechanics as special cases. In addition, Dirac's quantum mechanics auto-

matically included the more subtle aspects of atomic-electron behavior, as well as satisfying the requirements of Einstein's special relativity. Dirac's equations were so effective that they could actually determine the recoil motion of an atom that occurs when an electron emits a photon.

Antimatter However, Dirac's relativistic wave equations had a curious twist. In addition to all of the possible positive energy states that an electron may occupy, Dirac's equations implied that there are negative energy states as well!

Figure 6 is a simplified illustration of Dirac's explanation of this finding. There a horizontal line represents the ground state, or an electron's lowest energy state. Moving vertically up the y-axis represents moving to higher energy states. Electrons filling positive energy states are allowed to exist only at those levels (states) indicated by horizontal lines. It requires a photon of energy (equivalent to the difference in the initial and final states) to boost an electron up vertically on the scale (into a more energetic energy state). Moreover, all electrons will spontaneously eject excess energy and drop into a lower energy state if such a position is available.

In addition to all possible positive energy states, there is a large well of negative energy states existing below the ground state. All electrons would fall into this huge reservoir and vanish forever except, as Dirac proposed, it is already filled up with electrons! Lucky us!

Interestingly enough, Dirac calculated just how much energy would be required to kick one of those negative-energy electrons up into a positive energy state—where it could be seen! However, that is not all: doing so would leave behind a hole, or a vacancy on the negative-energy side. The hole can be interpreted as a particle with the same mass, but an electric charge *opposite* to that of the electron. This particle was discovered in 1932 by C.D. Anderson (and others) and was named the "positron."

A positron is the exact opposite of an electron and is therefore referred to as an "antimatter" particle. Positrons are readily produced in particle accelerators and even in nature. When an electron and positron col-

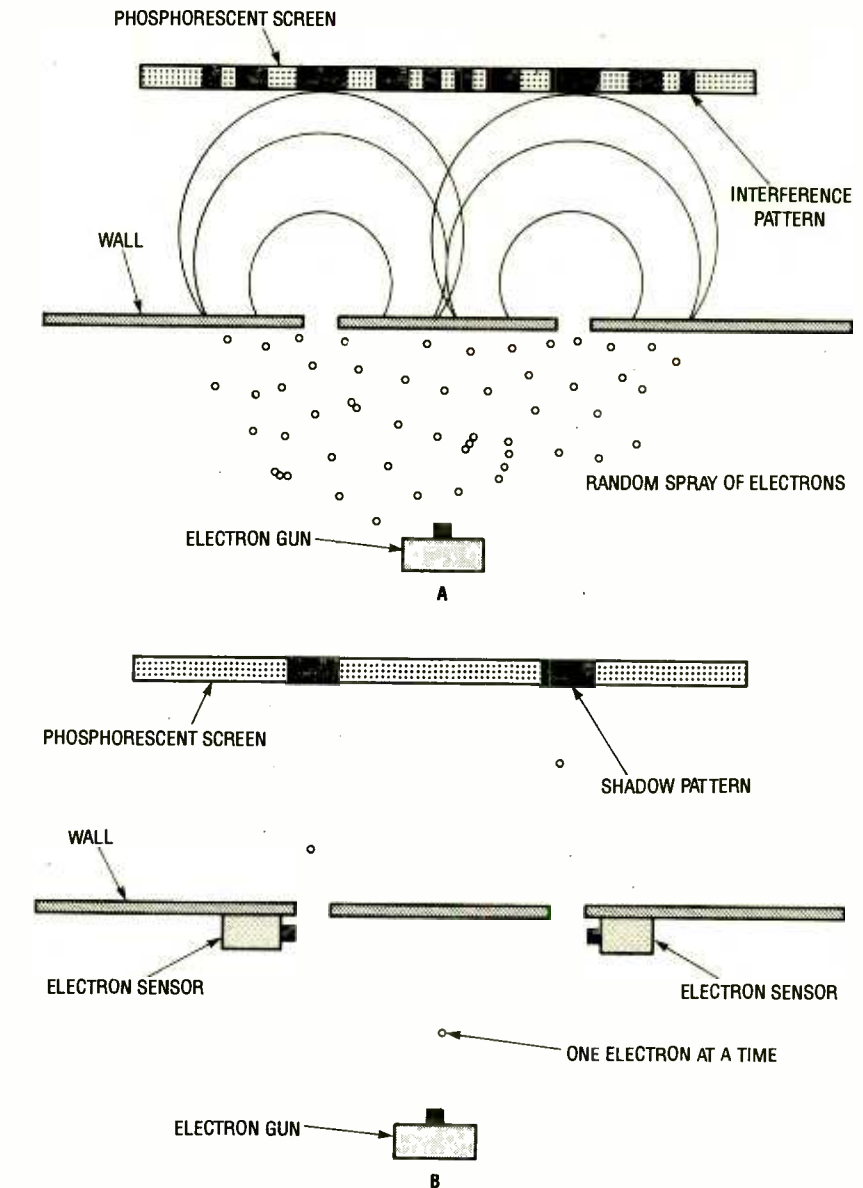


Fig. 7. The interference pattern resulting from electrons randomly sprayed through two slits in a wall can be viewed on a phosphor-coated screen (A), even if you only emit electrons one at a time; that is until you try to detect their position (B).

lide, both vanish leaving behind high-energy gamma rays (photons). Conversely, the transmutation of a high-energy gamma ray into an electron-positron pair is also possible! The study of the interaction of particles with the sea of negative-energy electrons is an important branch of physics that has led to many new ideas and theories.

To Be, or Not to Be Negative-energy electrons are just like positive-energy electrons, except that they do not have enough energy to become a visible part of our physical world. However, according to Heisenberg, uncertainty is an inherent part of the

microscopic world of atoms. Using Heisenberg's Uncertainty Principle, it is possible to imagine that any particle, including electrons and photons, can appear out of nowhere and then just as quickly disappear into the quantum vacuum. Provided the particle does not stay around more than a very brief instant the probability of such an event is very real. Physicists refer to these mysterious entities as virtual particles. In fact, empty space is a sea of all types of virtual particles.

A variety of experiments have been successfully performed in the laboratory that measure the effects of virtual particles. For example, the Casimir effect (named after its inventor

Hendrik Casimir) uses two reflective plates (mirrors) placed very close together. The spacing of the plates is critical as it tunes the quantum vacuum to resonance at a specific wavelength of light. Once tuned, only those photons of the appropriate wavelength can pop up out of the quantum vacuum. Because most of the other photons are locked out, there is a loss in pressure and this results in a measurable force of attraction between the plates.

Knowing that virtual electrons and photons exist enables us to look at electrons from a entirely different point of view. Recall that in Fig. 1 we visualized an electron as a tiny sphere having electric lines of force emanating from its center. However, as quantum theory progressed, a new concept emerged. One can now envision an electron as a source of virtual photons (more generally referred to as messenger particles). With no other electrons in its vicinity, virtual photons continually pop in and out of an electron. If another electron approaches, one or more virtual photons are exchanged causing the two electrons to separate. The branch of physics credited with the development of this concept is referred to as quantum electrodynamics (QED). QED describes empty space as a sea of messenger particles, rather than force fields or waves. The theories of QED rely heavily upon statistics and probability, nevertheless it is considered one of science's most successful propositions.

Going Further. Using particle accelerators, physicists are able to analyze the interior structure of many of the subatomic particles known today. With the particle accelerators presently available, details as small as 10^{-16} cm are discernible. However, even at that resolution, no internal structure can be detected in an electron! That is, they appear to be a point source of charge with no geometric extension and no internal parts.

With all of the forgoing in mind, we can now speculate about the nature of electrons, photons, and our perception of the world in general. Let's use a billiard ball as an example. Your first impression is that the billiard ball is a solid object. Even if you visualize it as a collection of smaller pieces (mole-

cules, atoms, electrons, etc.) bound together by invisible forces, it's only natural to visualize these smaller pieces as being solid. Surely *something* in the billiard ball must be solid! But our perception of solidity comes from the interaction of wave-like particles (electrons, photons, etc.). However, as we have seen, electrons can absorb photons, and they are not spherical solid objects. In addition, two photons can pass right through each other unimpeded.

Therefore, the classical model depicting an electron as a miniature planet orbiting a central nucleus is deceptively simple, inaccurate, and incomplete. In addition, the more accurate mathematical models presented by quantum theory have no physical interpretation: they do not depict or define an electron as being a physical object such as a billiard ball.

On the other hand, the highly abstract equations of quantum theory do tell us what we can expect to "see" or measure. A well known experiment, called the "two-hole" or "double-slit" experiment further illustrates this point and demonstrates just how vulnerable our perception of reality is, in addition to how accurate quantum theory is.

The famous American physicist Richard Feynman (1918–1988) believed that the double-slit experiment was an excellent example of quantum theory because it cannot be explained in classical (mechanical or simple physical) terms. In this experiment (which can be done with electrons or photons), two holes are cut into a wall that separates a source of electrons from a phosphorescent (electron-detection) screen. Whenever an electron hits the screen, a bright spot appears. Assuming that electrons behave like waves, it is not difficult to imagine how two electron waves could mix together to generate a pattern of interference fringes on the detector screen. This is shown graphically in Fig. 7A. Using quantum theory, the probability of an electron hitting any given place on the detector screen is given by the square of the sum of the two individual wave functions. Thus, when you superimpose the two wave functions together they form an interference pattern.

If we cover up one of the holes, then as you would expect, a large spot

without interference fringes is produced. In this case, the probability of an electron hitting any given place on the detector screen is given by the square of a single wave function.

Now the strange part: let's say we open both holes, but adjust our electron source so that it emits just one electron at a time. Since only one electron passes through one hole at any given time, we should not expect to see the interference pattern characteristic of a two-hole experiment. Instead, we would expect each hole to allow a single large spot to form on the detector screen. Nevertheless, the interference pattern appears! It is as though each electron knows that there are two holes in the wall! The quantum wave function predicts this unreasonable result.

But wait, there is more! As shown in Fig. 7B, we can repeat the two-hole version of the experiment, but this time monitoring each hole with a sensitive detector. Whenever an electron passes through a hole, one of the detectors will beep to alert us. Oddly enough, the interference pattern is no longer produced. You might say that the electron knows we are watching! By observing the particle characteristic of each electron, we have in a sense "destroyed" its wave characteristics! The wave probability of each electron was collapsed the instant our detector pointed out the location of the electron particle.

The deceptiveness of our world is similar to watching a baseball game on television. If you stop to think about it, you'll realize that the picture is merely a facsimile of a real event occurring somewhere else. After all, you are just staring at a screen that generates a complicated pattern of light, but you do not consciously think of it in that way. Instead you become involved in the game, not on how its television image is being generated. In a similar, but much more subtle way, wave-like particles play an essential role in generating our physical world (or physical reality); but they are not made of anything solid!

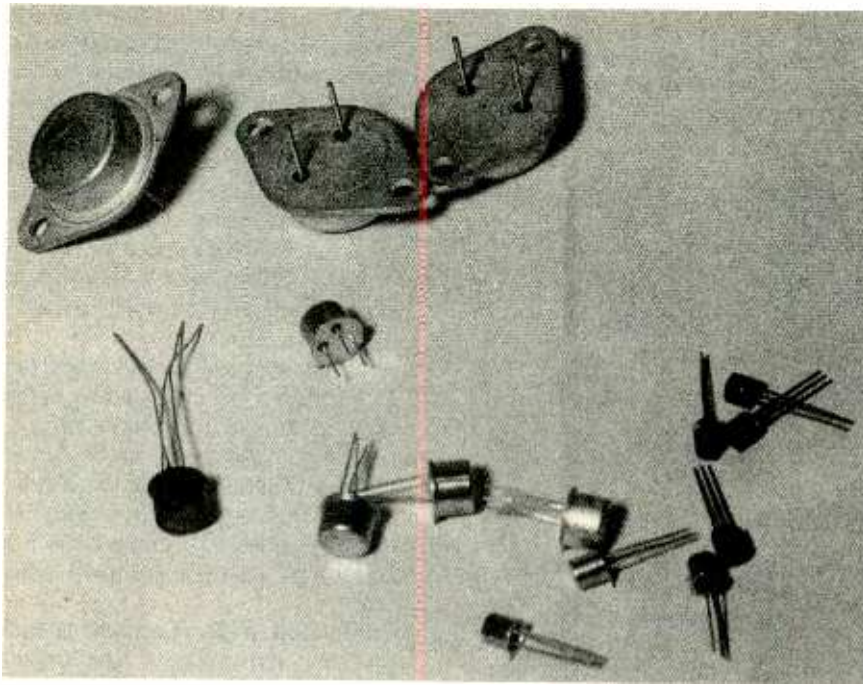
The postulates of Einstein's Special Relativity also make this deception apparent, but from a slightly different perspective. They state that the laws of physics must be the same everywhere in the universe, regardless of an

(Continued on page 91)

All About Transistors: Bipolar Basics

BY ROBERT A. YOUNG

We look at the tiny devices that have reshaped the world of electronics.



Along with the solid-state diode, the point-contact transistor—invented in 1947 at Bell Labs—started the semiconductor revolution and has gone on to become one of the rudimentary devices in today's electronic equipment. The transistor, whether in discrete or IC form, is at the heart of most modern circuitry. Therefore, understanding how transistors function will help you properly design circuits containing them, and in case of a failure, enable you to find and correct the problem.

Bipolar-Transistor Composition. A bipolar transistor is basically two PN junctions connected back-to-back within the same piece of semiconductor material and sharing a common P- or N-doped semiconductor region. There are two types of bipolar transistor, the NPN and the PNP. Figure 1A is a simplified illustration of the composition of the NPN type of transistor. In our illustration, the NPN type unit is shown as P-doped semiconductor material sandwiched between two layers of N-doped material. The composition of a PNP transistor is just the opposite of that, (i.e., the N- and P-doped materials in the transistor are interchanged). It follows then that biasing considerations for NPN units are also opposite from those for the PNP unit.

Note from Fig. 1A that a bipolar tran-

sistor is comprised of a center region called the base surrounded by two other regions known as the collector and the emitter. The difference between them will be discussed shortly. The two junctions are arranged so that they are very close together; that's done by making the shared base region very thin and lightly doped. That causes the two junctions to interact with one another. Conduction in the collector-base junction depends largely on what happens in the emitter-base junction.

Because the base region is lightly doped, it has a relatively small number of free carriers (holes in a P-type base and electrons in an N-type base) to conduct current. On the other hand, the emitter region is quite heavily doped, containing a much larger amount of donor impurity (for the NPN type) or acceptor impurity (for the PNP type), so there are many more free carriers available in the emitter region to conduct current than in the adjacent base region. Because of that, the emitter-base junction, when forward biased, conducts much the same as a common PN-junction diode.

The current that flows (composed of electrons for NPN units and holes, in the case of PNP transistors) is mainly from the emitter to the base rather than vice versa. That is where the emitter derives its name—it emits or

injects current carriers into the other regions of the device.

The third region of a transistor, the collector, is lightly doped, much the same as the base, except with the opposite type of doping impurity, so it (like the base region) has relatively few free carriers available to conduct current in the normal way. The collector-base junction is normally reverse biased, so a depletion layer forms, spreading out on either side of the junction. The depletion layer effectively removes the carriers that would otherwise balance out the charges on the fixed impurity atoms of the crystals, setting up a potential barrier to match the applied reverse voltage.

To the normal majority carriers in the base and emitter, that potential barrier is a big wall that must be overcome before they can pass to the other side. So just as in the case of a normal diode, virtually no current flows across the collector-base junction when left to its own devices. However, the junction is not left to its own devices.

Remember that the base region is deliberately made very thin and lightly doped, while the emitter is made much more heavily doped. Because of that, applying a forward bias to the emitter-base junction causes majority carriers to be injected into the base, and straight into the reverse-biased collector-base junction.

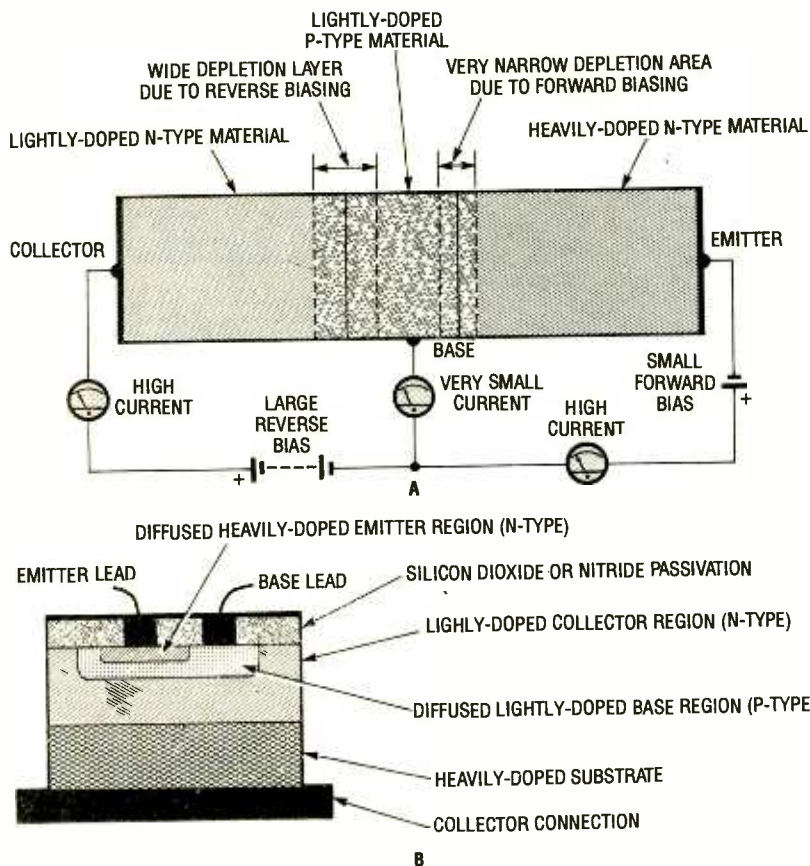


Fig. 1. Shown in A is a simplified illustration of the composition of the NPN type of transistor, consisting of a layer of P-doped semiconductor material sandwiched between two layers of N-doped material. The actual form of the modern planar double-diffused epitaxial junction transistor is shown in B.

Those carriers are actually minority carriers in the base region, because that region is of opposite semiconductor type to the emitter. To those majority-turned-minority carriers, the collector-base junction depletion region is not a barrier at all but an inviting, accelerating field; so as soon as they reach the depletion layer, they are immediately swept into the collector region.

Forward biasing the emitter-base junction causes two things to happen that might seem surprising at first: Only a relatively small current actually flows between the emitter and the base, much smaller than would flow in a normal PN diode despite the forward bias applied to the junction between them. A much larger current instead flows directly between the emitter and collector regions, in this case, despite the fact that the collector-base junction is reversed biased.

That effect is illustrated in Fig. 1A, which (hopefully) will help you to understand what is going on. The di-

agram shows a NPN transistor, but the action in a PNP unit is similar except for the opposite region polarity and conduction mainly by holes rather than electrons.

From a practical point of view, the behavior of bipolar transistors means that, unlike the simple PN-junction diode, it is capable of amplification. In effect, a small input current made to flow between the base and emitter results in a much larger output current flowing between the emitter and collector. Only a small voltage—around 0.6 volts for a typical silicon transistor—is needed to produce the small input current required.

In contrast, the reverse-bias voltage applied across the collector-base junction can be much larger; typically anywhere from 6 to 90 volts or more. So in producing and being able to control a larger current in this much-higher-output circuit, the transistor's small input current and voltage can achieve considerable voltage, power, and current, gains.

Bipolar transistors, therefore, work very well as both amplifiers and electronic switches. That is why they have become the workhorses of modern electronics, virtually replacing the vacuum tube. The diagram in Fig. 1A is designed to show how a bipolar transistor works, rather than its physical construction. The actual form of the modern, planar, double-diffused epitaxial-junction transistor is shown in Fig. 1B.

The collector region is formed from a lightly doped layer grown epitaxially on the main substrate, which is made from the same type (but more heavily doped) material to provide a low resistance connection. Here, both are N-doped material; for a PNP transistor, they would be P-doped material.

The base region is formed by lightly diffusing the opposite type impurity into a medium-sized area of the chip surface to reverse that type of area and create the base-collector junction. The emitter region is formed by making a second and heavier diffusion over the smaller area inside the first, but this time with the same kind of impurity as used for the epitaxial collector region.

The second diffusion is very carefully controlled so that the emitter region that results extends almost—but not quite—to the bottom of the base. That leaves the area of the base right below the emitter quite thin to ensure that as many as possible of the carriers injected from the emitter region will be swept through to the collector. The thinner that active base region, the higher (in general) the gain of the transistor.

Note that although the collector and emitter regions are made of the same type of semiconductor material, the two are physically quite different. The emitter is heavily doped (for good carrier injection) and can be relatively small since the emitter-base junction does not need to dissipate much power (heat). In contrast, the collector is lightly doped (for a wide depletion area) and its junction is much larger since, being reversed biased, it must dissipate much more power.

Connections to the emitter and base regions are made by way of aluminum electrodes deposited on the surface. Tiny wires are bonded to the

electrodes for connection to the main device leads. The low-resistance substrate itself is used to connect to the collector region.

That is the basic construction used for most modern bipolar transistors, whether they are discrete units or part of an IC containing thousands of transistors. The main difference is size, although, in an IC, the collector region of the transistor will generally be in an epitaxial layer grown on the opposite kind of substrate, and separated by diffused walls (of the opposite type material) to separate the transistors from each other.

Inside an IC, the active part of an individual transistor might only be a couple of micrometers square, while a very large transistor (one used to switch hundreds of amperes) might be on a single wafer of 10 mm or more in diameter. Typical small-to-medium power, discrete transistors used in consumer and hobby electronics are grown on chips measuring from 1- to about 3-mm square—the rest of the component is protective packaging.

Transistor Operation. Refer to Fig. 2, a PNP version of the illustration shown in Fig. 1A. Note that both are essentially the same, except that in this instance, the collector is more negative than the base or the emitter. That is an important characteristic to remember when it comes to the operation of bipolar transistors.

If a positive voltage is applied to the P-doped emitter (to the left), current will be swept through the base-emitter junction—with the holes from the P-doped material moving to the right and the electrons from the N-doped material moving to the left. Some of the holes moving into the N-doped base region will combine with electrons and become neutralized, while others will migrate to the base-collector junction.

Normally, if the base-collector junction is negatively biased, there would be no current flow in the circuit. However, there would be additional holes in the junction to travel to the base-collector junction, and electrons can then travel toward the base-emitter junction, so a current flows even though that section of the sandwich is biased (at cutoff) to prevent conduction. Most of the current travels between the emitter and collector

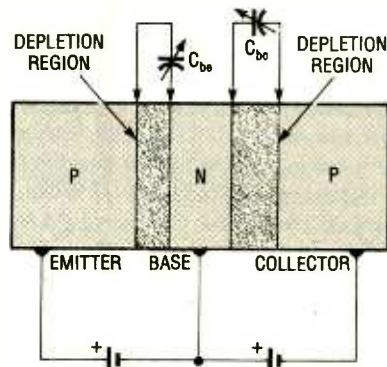


Fig. 2. Shown here is a PNP version of the illustration shown in Fig. 1A. Note that both are essentially the same, except that in this instance, the collector is now more negative than the base or the emitter.

and does not flow out through the base.

The amplitude of the collector current depends principally on the magnitude of emitter current (e.g., the collector current is controlled by emitter current). Note that between each PN junction, there is an area known as the depletion or transition region that is similar in some characteristics to a dielectric layer. That layer varies in accordance with the operating voltage. The semiconductor materials on either side of the depletion regions constitute the plates of a capacitor. The base-collector capacitance is indicated in Fig. 2 as C_{bc} , and the base-emitter capacitance is designated C_{be} . A change in signal and operating voltages causes a non-linear change in those junction capacitances.

There is also a base-emitter resistance (R_{be}) that must be considered. In practical transistors, emitter resistance is on the order of a few ohms, while the collector resistance is many hundreds or even thousands of times larger. The junction capacitance in combination with the base-emitter resistance determines the useful upper-frequency limit of a transistor by establishing an RC time constant.

Because the collector is reversed biased, the collector-to-base resistance is high. On the other hand, the emitter and collector currents are substantially equal, so the power in the collector circuit is larger than the power in the emitter circuit. ($P = I^2R$, so the powers are proportional to the respective resistances, if the currents are the same.) In practical transistors,

emitter resistance is on the order of a few ohms, while the collector resistance is many hundreds or thousands of times larger, so power gains of 20 to 40 dB, or even more, are possible.

Figure 3 shows the schematic symbols for both the NPN and PNP versions of the bipolar transistor. The first two letters of the designations (NPN or PNP) indicate the polarities of the voltages applied to the collector and emitter in normal operation. For example, in a PNP unit, the emitter is made more positive with respect to the collector and the base, and the collector is made more negative with respect to the base. Another way of saying that is: the collector is more negative than the base and the base is more negative than the emitter.

Transistor Amplifiers. Transistors are among the most commonly used building blocks in electronics. While they can be used as electronically controlled switches, they are widely configured for amplifier use. In fact, the vast majority of electronic circuits contain one or more amplifiers of some type or another.

However, what exactly do we mean by the term amplifier? By definition an amplifier is a circuit that draws power from a source other than the input signal and produces an output that is usually an enlarged reproduction of the input signal.

We say usually because not all amplifiers are used to magnify the input signal—buffer amplifiers (often called unity-gain amplifiers) are not designed to magnify the input signal. When operated as a buffer, the transistor is used to isolate one stage from the effects of one that follows. Since buffer amplifiers provide no increase in signal level, a 10-millivolt (mV) signal

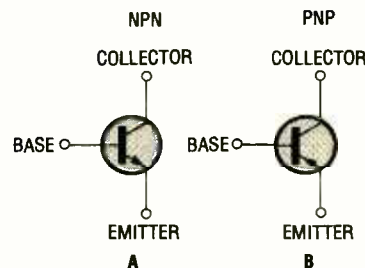


Fig. 3. The schematic symbol for the NPN bipolar transistor is shown in A, while its PNP counterpart is shown in B.

TABLE 1—AMPLIFIER CONDUCTION ANGLES & EFFICIENCY

Class	Angle (Degrees)	Efficiency %
A	360	20 - 25
B	180	60 - 78.5
AD	180 - 360	25 - 78.5
C	<180	>78.5

frequency and the input/output impedances. The cut-off frequency is the frequency at which the gain of an amplifier falls below 0.707 times the maximum gain of the circuit. The input impedance is the impedance the signal source would see, and the output impedance is the output impedance of the transistor.

frequency than does the common-base type, but gives the highest power gain of the three configurations. Note that the output signal is 180° out-of-phase with (or the opposite of) the input (base-current) signal, so the feedback that flows through the small emitter resistance is negative (degenerative), keeping the circuit stable. The common-emitter amplifier is one of the most often seen configurations for the bipolar transistor.

The common-collector amplifier (also referred to as an emitter follower), see Fig. 4C, has a high input impedance and a low output impedance. The impedance is approximately:

$$R_s \times (1 - \alpha)$$

The fact that the input resistance is directly related to the load resistance is a disadvantage of this type of amplifier if the load is one whose resistance or impedance varies with frequency. The current transfer ratio of this type of circuit is:

$$1 / (1 - \alpha)$$

and the cutoff frequency is the same as in the common-emitter amplifier circuit. The output and input currents of this type of circuit are in phase.

Amplifier Classifications.

Amplifiers may be otherwise classified by their specific operational characteristics, in particular, the bias voltages between the emitter-base and base-collector junctions. The relationship between the bias voltage and the cutoff voltage of an amplifier is what classifies an amplifier as being class A, B, C, or AB. Each class has a specific characteristic that makes it most suitable for a particular application.

In a class-A amplifier—which is the least efficient, but offers the least distortion—the transistor is biased so that its quiescent operating point is in the middle of the power-supply extremes, i.e., the transistor is always turned on, and the resulting output varies around the bias voltage; see the output waveform in Fig. 5A. Because of that, the input signal must be small enough so that its positive and negative swings do not drive the amplifier near the non-linear cutoff and saturation regions.

(Continued on page 88)

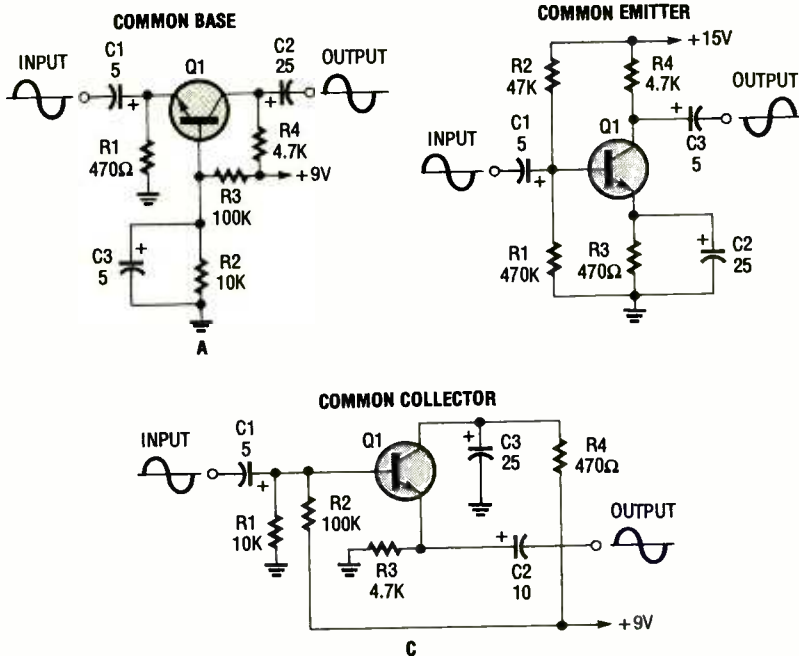


Fig. 4. Examples of the common-base, common-emitter, and common-collector amplifiers are shown in A, B, and C, respectively.

applied to the input of a unity-gain amplifier produces an output signal at the same 10-mV level (a carbon copy of the input signal).

There are many types of amplifiers, however, and all fall into one of two broad categories: voltage amplifiers or current (often referred to as a power) amplifiers. The term voltage amplifier applies to a circuit in which a low voltage is applied to the input to produce a higher voltage at the output. The term power amplifier is generally reserved for those that supply an appreciable power (or current) increase to the load.

Because of the vast array of amplifier circuits in use in modern electronics, amplifier circuits are often subdivided by application—AF, IF, RF, instrumentation, op-amp, etc. Another way of categorizing amplifiers is by configuration: common-emitter, common-collector, and common-base, for example. The important parameters in such circuits are the cutoff

Amplifier Configurations. An example of a common-base amplifier is shown in Fig. 4A. The optimum load impedance can range from a few thousand ohms to 100,000 ohms, depending on the circuit's requirements. In this type of circuit, the output signal (at the collector) is in phase with the input signal (applied to the emitter). The current that flows through the base resistance of the transistor is therefore in phase as well, so the circuit tends to be regenerative and will oscillate if the current-amplification factor is greater than one.

A common-emitter (also called a "grounded-emitter") amplifier is shown in Fig. 4B. Base current in this amplifier configuration is small and the input impedance is therefore fairly high (several thousand ohms on the average). Collector resistance on the other hand, can be tens of thousands of ohms, depending on the signal's source impedance. The common-emitter amplifier has a lower cutoff


Market Center™

Paperback Books

GREAT PAPERBACKS AT SPECIAL PRICES

COMPUTER HOBBYISTS HANDBOOK—BP251—\$8.95


Subjects covered include microprocessors and their register sets; interfacing serial, parallel, monitor, games and MIDI ports; numbering systems, operating systems and computer graphics. While the book is aimed at the computer hobbyist, it should also prove useful to anyone who intends to use a computer to follow their interests.



INTERNATIONAL RADIO STATIONS GUIDE—BP255—\$9.95

Provides the casual listener, amateur radio DXer and the professional radio monitor with an essential reference work designed as a guide for the complex radio bands.

Includes coverage on Listening to Short Wave Radio, ITU Country Codes, Worldwide Radio Stations, European Long Wave and Medium Wave Stations, Broadcasts in English and more.



Further Practical Electronics Calculations and Formulae

F.A. WILSON



FURTHER PRACTICAL ELECTRONICS CALCULATIONS—BP144—\$9.00

450 pages crammed full of all the formulae you are likely to need. Covers Electricity, Electrostatics, Electromagnetism, Complex Numbers, Amplifiers, Signal Generation and Processing, Communications, Statistics, Reliability, Audio, Radio Systems, Transmission Lines, Digital Logic, Power Supplies. Then there's an appendix of Conversion Factors, Mathematical Formulae and more.



WIRELESS & ELECTRICAL CYCLOPEDIA—ETT1—\$5.75

A slice of history. This early electronics catalog was issued in 1918. It consists of 176 pages that document the early history of electricity, radio and electronics. It was the "bible" of the electrical experimenter of the period. Take a look at history and see how far we have come. And by the way, don't try to order any of the merchandise shown, it's unlikely that it will be available. And if it is, the prices will be many times higher.

ELECTRONIC TECHNOLOGY TODAY INC.
P.O. Box 240, Massapequa Park, NY 11762-0240

Name _____
Address _____
City _____ State _____ Zip _____

PE1293

SHIPPING CHARGES IN USA AND CANADA

\$0.01 to \$5.00	\$1.50
\$5.01 to \$10.00	\$2.50
\$10.01 to 20.00	\$3.50
\$20.01 to 30.00	\$4.50
\$30.01 to 40.00	\$5.50
\$40.01 to 50.00	\$6.50
\$50.01 and above	\$8.00

SORRY No orders accepted outside of USA & Canada

Total price of merchandise \$ _____
Shipping (see chart) \$ _____
Subtotal \$ _____
Sales Tax (NYS only) \$ _____
Total Enclosed \$ _____

All payments must be in U.S. funds

Number of books ordered


ADVERTISERS INDEX

Free Information No.	Page	Free Information No.	Page	Free Information No.	Page
25	Ace Communications	50C1	—	Information Unlimited	50J
26	Alfa Electronics	50G1	36	Interactive Image Technologies	50N
28	All Electronics	50M	—	Intronics	50B1
—	Allen Engineering	50I1	—	ITC Microcomponents Inc.	50V
27	Alltronics	50J1	145	ITT Pomona	50B1
—	AlphaLab Inc.	50I1	—	JP Video	50X
140	Beige Bag	50U	38	Kelvin Electronics	50K
30	Bel Merit	50Y	—	Lindsay Publications	50U
142	BG Micro	50D	—	LNS Engineering	50B1
—	C&C Specialties	50H1	—	M&G Electronics	50S
32	C&S Sales	50H	—	Marymac Industries Inc.	50B1
31	Caig Labs	50C	40	MD Electronics	50G
—	Cellular Press	50L	—	Mega Electronics	50V
—	Cheneko Products	50T	—	Mental Automation	50Q
—	Command Productions	50D1	—	MicroCode Engineering	50Z
—	Communication Specialists	50R	—	Mondo-tronics	50V
—	Consumertronics	50T	—	Movie View Sales	50I1
—	EDE	50R	—	MWK Industries	50T
—	Electronic Tech. Today	50A	—	PC Build Computer Kits	50Z
—	Great Southern Security	50R	—	Phillips Tech	50V
—	Greenleaf Electronics Inc.	50U	47	Prairie Digital Inc.	50P
35	Index Publishing	50S	46	Print	50Q
—	—	—	—	Progressive Concepts	50R
—	—	—	—	Self-Reliance Co. Inc.	50Q
—	—	—	48	Sescom Inc.	50B
—	—	—	—	Sil Walker	50D1
—	—	—	—	Silicon Valley Surplus	50R
—	—	—	—	Skyvision (Small)	50H1
—	—	—	—	Skyvision Inc.	50F
—	—	—	—	Software Science	50R
—	—	—	—	Spy Supply	50F1
—	—	—	—	Startek International	50E
—	—	—	—	Tele View Distributors	50H1
—	—	—	129	TKA Electronics Inc.	50W
—	—	—	136	UCANDO Videos	50P
—	—	—	—	Universal Electronics Inc.	50P
—	—	—	141	US Cable (Zentek)	50B1
—	—	—	—	Video Spectra	50B1
—	—	—	—	Vista International	50H1
—	—	—	133	Weka Publishing	50A1
—	—	—	—	WPT Publications	50Z
—	—	—	134	Xandi Electronics	50L

SHEET METAL BOXES FOR CONSTRUCTION

EASY TO FABRICATE
DESIGNED FOR SMALL LOT
PRODUCTION

ALL ITEMS STOCKED
FOR QUICK DELIVERY
SHEET METAL BOXES SHIPPED FLAT



PANELS ARE .063" ALUMINUM

PANELS ARE .063" ALUMINUM

PANELS ARE .060" ALUMINUM AND ARE FIELD-REMOVABLE

RACK CHASSIS

MODEL	DESCRIPTION W x D x H (inches)	PRICE \$
1RU5	19 x 5 x 1.75	30.85
1RU7	19 x 7 x 1.75	33.10
1RU10	19 x 10 x 1.75	35.25
2RU5	19 x 5 x 3.5	33.10
2RU7	19 x 7 x 3.5	35.25
2RU10	19 x 10 x 3.5	37.50
3RU5	19 x 5 x 5.25	41.90
3RU7	19 x 7 x 5.25	44.10
3RU10	19 x 10 x 5.25	46.30

METAL CABINETS

MODEL	DESCRIPTION W x D x H (inches)	PRICE \$
MC-1A	4 x 3 x 2	18.50
MC-2A	6 x 3 x 2	18.75
MC-3A	8 x 3 x 2	20.95
MC-4A	4 x 4 x 3	18.75
MC-5A	6 x 4 x 3	20.95
MC-6A	8 x 4 x 3	23.15
MC-7A	4 x 7 x 4	20.95
MC-8A	6 x 7 x 4	23.15
MC-9A	8 x 7 x 4	25.75

HEAVY DUTY RACK CHASSIS

MODEL	DESCRIPTION W x D x H (inches)	PRICE \$
3RU7 HD	19 x 7 x 5.25	115.50
3RU10 HD	19 x 10 x 5.25	121.00
3RU14 HD	19 x 14 x 5.25	134.00
4RU7 HD	19 x 7 x 7.0	121.00
4RU10 HD	19 x 10 x 7.0	129.00
4RU14 HD	19 x 14 x 7.0	134.00
5RU7 HD	19 x 7 x 8.75	128.00
5RU10 HD	19 x 10 x 8.75	133.00
5RU14 HD	19 x 14 x 8.75	143.00

SHEET METAL PUNCHES

MODEL	HOLE SIZE & SHAPE	PRICE \$
PUNCH 1	3/8" ROUND	9.95
PUNCH 2	7/16" ROUND	8.95
PUNCH 3	1/2" ROUND	9.95
PUNCH 4	9/16" ROUND	12.95
PUNCH 5	5/8" ROUND	12.95
PUNCH 6	11/16" ROUND	12.95
PUNCH 7	3/4" ROUND	12.95
PUNCH 8	13/16" ROUND	12.95
PUNCH 9	7/8" ROUND	12.95
PUNCH 10	1" ROUND	13.95
PUNCH 11	1-1/16" ROUND	13.95
PUNCH 12	1-1/8" ROUND	13.95
PUNCH 13	1-3/16" ROUND	13.95
PUNCH 14	1-1/4" ROUND	14.95
PUNCH 15	1-3/8" ROUND	14.95
PUNCH 16	1-1/2" ROUND	16.95
PUNCH 17	1-5/8" ROUND	21.95
PUNCH 18	1-3/4" ROUND	24.95
PUNCH 19	2-5/8" ROUND	61.95
PUNCH 20	1 1/16" SQUARE	32.95
PUNCH 21	3/4" SQUARE	35.95
PUNCH 22	1" SQUARE	46.95
PUNCH 23	21/32" x 15/16" RECT.	46.95
*PUNCH 24	*THRUST RACES	10.95

\$575.00

(shipped within
48 states)



BRAKE & SHEAR

CUTS METALS, PLASTIC, ETC. TO .063" THICK AND
7 7/8" WIDE AND BENDS UP TO 90°. GREAT SHOP TOOL.

HAND TOOLS

MODEL	DESCRIPTION	RANGE (mm)	PRICE \$
MD-1	MICRO HEAVY	1.0-5.5	18.50
MD-2	REGULAR HEAVY	3.0-12.0	26.00
MD-3	LARGE HEAVY	10.0-25.0	48.00
RT-1	RETREADER	3.0 x 0.5	10.50
AD-1	DRILL BIT ADAPTER FOR POWER SCREWDRIVER		6.50

SESCOM ALSO STOCKS
HARDWARE KITS,
TRANSFER LETTERING, AND
MINI-POWER TRANSFORMERS
CALL OR WRITE FOR YOUR
FREE 24 PAGE
CONSTRUCTOR'S CATALOG

EXTRUDED SERIES

MODEL	DESCRIPTION W x D x H (inches)	PRICE \$
ET-1	4.52 x 4.35 x 1.57	10.00
ET-1B	4.52 x 4.35 x 1.57	10.00
ET-2	4.52 x 6.00 x 1.57	24.00
ET-2B	4.52 x 6.00 x 1.57	24.00
CCET	PLASTIC CARRYING CASE	18.00



SESCOM, INC.
2100 WARD DRIVE
HENDERSON, NV 89015 USA

CALL TODAY

PREPAID ORDERS SHIPPED GROUND AT NO CHARGE (48 STATES)

FOR USA AND CANADA ORDERS (800) 634-3457
TECHNICAL INFORMATION (702) 585-3400
24 HOUR FAX (702) 585-4828

CIRCLE 48 ON FREE INFORMATION CARD



CAIG Electronic Chemicals

for Manufacturing, Maintenance & Service!

DON'T JUST CLEAN CONNECTIONS; DEOXIDIZE, SEAL & PROTECT THEM!

Even the finest equipment cannot guarantee noise-free/error-free operation. One "dirty" connection anywhere in the signal path can cause unwanted noise or signal loss.

ProGold and **DeoxIT** increase the performance and reliability of electrical components and equipment. They provide long-lasting protection, reducing the expense of repeated cleaning with expensive ozone-depleting solvents.

ProGold™ Gold Conditioner & Protector

ProGold is specifically formulated to improve conductivity and protect gold, base metals and other precious metal surfaces. Use on gold connectors and contacts for maximum performance and protection. A common problem with gold plated surfaces is that the base metals migrate to the surface due to gold's soft and porous nature (dendrite corrosion). Once exposed, base metals oxidize, adding unwanted resistance that impedes electrical performance. Since gold plated surfaces are thinly coated, they are susceptible to scratching & abrasion, further exposing the base metals.

ProGold is a one-step treatment that conditions gold connectors, contacts and other metal surfaces, enhancing the conductivity characteristics to efficiently transmit electrical signals.

ProGold coats the entire contact surface and connection, providing superior protection from abrasion (insertion resistance), arcing, RFI, wear and atmospheric contamination.



NEW! No Ozone-Depleting CFCs

Environmentally-Safe!

Environmentally-Safe!



DeoxIT™ & PreservIT™ Deoxidizes, Seals & Protects Electrical Connections

DeoxIT, a one-step treatment, is a fast-acting, deoxidizing solution that cleans, preserves, lubricates & improves conductivity on all metal surfaces. Use as a general treatment for connectors, contacts & other metal surfaces.

PreservIT seals, lubricates and preserves metal surfaces for protection from oxidation and contamination. For use on clean/new surfaces or those pre-cleaned with DeoxIT.

Both have excellent migration properties that coat the surfaces and protect them from future oxidation & contamination. These new advanced formulas contain improved deoxidizers, preservatives, conductivity enhancers, anti-tarnishing compounds, arcing & RFI inhibitors and provide extended temperature range.



NEW! No Ozone-Depleting CFCs

Environmentally-Safe!

Environmentally-Safe!



OpticALL™

Effectively cleans, polishes and eliminates static electricity on optical viewing surfaces. OpticALL is also recommended as a general purpose antistatic cleaner on plastic, glass and metal surfaces.



StaticALL™

Neutralizes static build-up caused by friction & low humidity conditions.

DustALL™

Quickly & safely removes dust, lint & particles from sensitive electronic equipment, computers, lab equip., optical grade surfaces & other mechanisms & equipment.



FreezALL™

Quickly & safely cools circuits to -54°C. Locates intermittent components due to heat failure and hairline cracks on PCBs.

MechanicalALL™

High Penetrating Anti-Corrosive Anti-Tarnishing Cleaner & Lubricant. Lubricates & Protects, Displaces Moisture, Stops Squeaks, Migrates & Coats Entire Surface.



ElectricALL™

Rejuvenating Solution For All Electrical Applications. Cleans, Preserves, Improves & Protects Connections, Removes Corrosion & Oxidation, Reduces Wear, Abrasion, Arcing & RFI.

DegreasALL™

For degreasing, cleaning & defluxing equipment and parts. Removes oil, grease, dirt and contaminants including rosin flux from PCBs, components and metal parts. Biodegradable.



CAEON™ 27

For sensitive equipment applications. For removal of oil, grease & dirt from surfaces. (Freon® TF).

CAEON™ 28

Degreaser and cleaning liquid removes organic contaminants including rosin flux from PCBs, components and metal parts. (Freon® TMC).

X-10S Instrument Oil

Contains silicone. Finest quality instrument oil for use on rubber, plastics and metals. Non-gumming, rust inhibiting, long lasting lubrication.



X-10 Instrument Oil

Lubricates precision instruments, fine parts & mechanisms. Use on all metals (gauges, gears, clocks, instruments, etc.). Non-gumming, rust inhibiting, long lasting lubrication.

CAIG Products ... used by those who demand the best!

Boeing	Honeywell	Recoton
Diebold, Inc.	IBM	Switchcraft
Dolby Laboratories	John Fluke Mfg.	Tektronix
E.I. DuPont	McIntosh Labs	Texas Instruments
Federal Express	Motorola	Wayne-Dresser
General Electric	Nakamichi	Xerox Corp.
Hewlett Packard	RCA	... and many more



16744 West Bernardo Drive
San Diego, CA 92127-1904

Phone: (619) 451-1799
FAX: (619) 451-2799

CIRCLE 31 ON FREE INFORMATION CARD

December 1993, Popular Electronics

50C



STEREO AUDIO AMP

This 5 watt per channel, open frame, stereo audio amp comes completely assembled and tested. It also includes a self contained plug-in power supply. Less than .1% distortion for you real "audio buffs". You supply the speakers and we will supply some of the cleanest audio you have heard. Unit includes volume, tone, and balance controls. Front panel measures 9" x 3".

A steal at ... \$12.95



LCD'S

- OPTREX 2x16 DMC 16207H 8 Bit ASCII Input
Dim. 3-1/8x1-3/4x3/8 Char. Height .19"5.99
- OPTREX 2x20 DMC 20261 8 Bit ASCII Input
Dim. 4-9/16x1-7/8x3/8 Char. Height .19"7.99
- OPTREX 1x16 "Backlit" DMC 16187 8 Bit ASCII
Input Dim. 3-1/8x1-3/8x9/16 Char. Height .11"9.95
- OPTREX 1x20 DMC 20171H 8 Bit ASCII Input
Dim. 7-3/16x1-5/16x1/2 Char. Height .42"9.95
- OPTREX 2x40 DMC 40218 8 Bit ASCII Input
Dim. 7-3/16x1-5/16x13/32 Char. Height .19"9.95

74LS

LS00	.19	LS114	.25	LS243	.50
LS01	.19	LS122	.35	LS244	.55
LS02	.19	LS123	.45	LS245	.55
LS03	.19	LS124	1.35	LS251	.45
LS04	.19	LS125	.30	LS253	.40
LS05	.19	LS126	.35	LS257	.35
LS08	.19	LS132	.35	LS258	.45
LS09	.19	LS133	.35	LS259	.50
LS10	.19	LS136	.28	LS60	.40
LS11	.19	LS138	.35	LS266	.30
LS12	.20	LS139	.35	LS273	.55
LS13	.30	LS145	.50	LS279	.30
LS14	.35	LS148	.35	LS280	.70
LS15	.25	LS151	.35	LS283	.35
LS20	.19	LS153	.35	LS290	.50
LS21	.21	LS154	1.00	LS293	.50
LS22	.21	LS155	.40	LS298	.65
LS26	.19	LS156	.40	LS299	1.00
LS27	.25	LS157	.35	LS322	1.30
LS28	.20	LS158	.25	LS323	1.25
LS30	.19	LS160	.25	LS348	.75
LS32	.20	LS161	.35	LS353	.75
LS33	.25	LS162	.45	LS357	.80
LS37	.24	LS163	.36	LS363	.75
LS38	.24	LS164	.45	LS364	.75
LS42	.35	LS165	.50	LS365	.30
LS51	.20	LS166	.50	LS366	.28
LS54	.20	LS169	.70	LS367	.35
LS55	.20	LS170	.45	LS368	.30
LS73	.33	LS173	.37	LS373	.55
LS74	.25	LS174	.35	LS374	.55
LS75	.25	LS175	.35	LS375	.55
LS83	.30	LS181	1.25	LS377	.70
LS85	.40	LS191	.45	LS378	.80
LS86	.20	LS192	.50	LS390	.70
LS90	.35	LS193	.50	LS393	.60
LS92	.30	LS194	.50	LS399	.70
LS93	.25	LS195	.52	LS541	.80
LS95	.30	LS196	.40	LS640	.55
LS96	.33	LS197	.40	LS45	.75
LS107	.28	LS221	.45	LS646	.75
LS109	.20	LS240	.45	LS670	.80
LS112	.25	LS241	.50	LS688	1.30
LS113	.25	LS242	.50		

EPROM SPECIAL

We bought a large quantity of 2708s, 2716s, 2532s, 2732s, 2764s, 2718s, 27256s and 27512s from a computer manufacturer who re-designed their boards. We removed them from sockets, erased and verified them, and now we offer the savings to you. Complete satisfaction guaranteed.

Your Choice

2708	1.20	10/	8.00
2716	1.75	10/15.00	
2532	2.00	10/17.50	
2732	2.00	10/17.50	
2764	2.00	10/17.50	
27128	2.50	10/20.00	
27256	3.00	10/25.00	
27512	4.75	10/40.00	
1 Meg	8.50	10/77.50	

SUPER BUYS

DTMF

SSI-202 Decoder	2.25
8870 Decoder	2.25
5087 Generator	2.00
5089 Generator	2.10

SPECIALS

MAX232	1.65
1488	.45
1489	.45
DB25-(Solder Cup) M/F	2/1.00
DB25-Ft. Angle PC BD.F	.55
DB9-Ft. Angle PC BD. M/F	.35

THREE CHIP SET

B.G. SPECIAL

156450, 1488, 1489	\$6.95
16550, 1488, 1489	\$11.45

MOTHER BOARD STADOFFS

4/1.00

UNBELIEVABLE!

68HC11A1FN w/52 pin PLCC
\$8.00

THE \$25 NETWORK

Try The 1st Truly Low Cost LAN

- Connect 2 or 3 PCs, XTs, ATs
- Uses serial ports and 5 wire cable
- Runs at 115K baud
- Runs in background, totally transparent
- Share any device, any file, anytime
- Needs only 14K of ram

Skeptical? We make believers!

LITTLE BIG LAN

- Low cost - \$75 per LAN, not per node!
- Hardware independent network Arcnet, Serial & Parallel support
Serial Speed: 6500(XT)-8500(AT) bytes per second
Parallel Speed: 8000(XT)-29000(AT) bytes per second
Arcnet Speed: 40000 plus bytes per second
- Use any PC/XT/AT/386 mix, even laptops and PS/2 Machines
Connect up to 254 computers, can mix connection methods (Serial, Parallel, Arcnet)
- DOS File and Record locking support
- Share any device, any file, any program
- Runs in the background, totally transparent
- Low memory overhead
Typically only 28K is needed, but will vary with various setups
- Works with most software, including DBASE III, Microsoft Word, Lotus 123, Windows 3, Autocad, Word Perfect, all compilers, GWBASIC, and, in fact, most anything.
- Works with DOS 2.0 to DOS 6.0 and DR-DOS (DOS 3.1 or greater is preferred)
- Open network, programmer API provided. Example for low-level llnk modules - you can support special hardware. Full specs provided on packet level protocols. **\$75**

Ethernet and Arcnet cards and custom cables available.

8000

8031	2.95	8251	1.10
803212	3.95	8253-5	1.75
8035	1.00	8254	1.80
8039	1.00	8255	1.50
8085	1.55	8255-5	1.75
8086	1.55	8257	1.50
		8259A	1.85
8088	2.20	8259C-5	2.10
8088-2	3.25	8275	10.95
8155	2.25	8279	2.25
8156	2.25	8284	1.49
8202A	8.00	8286	3.50
8212	1.25	8287	2.49
8214	2.00	8288	3.50
8216	1.25	8530	3.00
8224	1.25	8741	7.00
8228	1.75	8742	7.00
8237-5	2.80	8748	7.00
8243	1.75	8749	7.00
8250	2.95	8755	7.00
(16450)	6.50	80286-8	
(16550)	13.00	PLCC	5.50

STATIC RAM

6116-4	1.00
6264	1.40
62256 32kx8	5.00
128k x 8	15.00

DYNAMIC RAM

4164-150	.49 or 9/3.50
41256-150	1.25 or 9/9.95
41256-80	1.75
1x1-80	4.40

Sipps, Simms & Cache Available

LAN CABLE

Another B.G. Micro Exclusive ... 25 feet of Ethernet RG 58A/U Coax with a BNC connector, a BNC "T", and a BNC terminator on each end. No one can beat this price. - \$7.95
Additional "T" - \$9.99



TERMS: (Unless specified elsewhere) Add \$3.25 postage, we pay balance. Orders over \$50.00 ad 85c for insurance. No C.O.D. Texas Res. add 8.25% Tax. 90 Day Money Back Guarantee all items. All items subject to prior sale. Prices subject to change without notice. Foreign order - US funds only. We cannot ship to Mexico or Puerto Rico. Canada, add \$7.50 minimum shipping and handling. Countries other than Canada, add \$15.00 minimum shipping and handling.

**We also carry sockets, crystals, power supplies, motors, etc., etc.
Call or write for a FREE catalog.**



STARTEK INTERNATIONAL INC. FREQUENCY COUNTERS

Auto Trigger & Hold

now, for the first time, available on inexpensive, portable counters with our new **ATH™** Series. This feature is the most significant improvement ever made to the pocket sized counters! It allows "Hands Free" operation to automatically *read & hold* a signal as quick as 80 ms or 8% of a second.

Our **ATH™** circuitry is *super fast* because it does not require the time for multiple readings, like digital filtering techniques.

The **ONE-SHOT ATH™** feature is standard on the **ATH-30**. Using controls and indicators on top of the unit, it will hold the first reading until manually reset. (The **ONE-SHOT** feature is a \$40 option on the **ATH-15**.)

Say goodbye to random counting & false readings with the ATH™ Series

ATH™ Series features include:

- Easy to use - simple controls
- Ultra fast response time - 800% faster
- Extra bright LED digits
- 3-5 hour battery operation
- Automatic clean dropout
- Maximized sensitivity, <1mv typical
- 4 GHz signal strength Bar Graph
- 2 ranges - 6 fast gate times
- 9-12V auto-polarity power jack
- **StarCab™** aluminum cabinet



Factory Direct Order Lines
SAME DAY SHIPMENT
Orders & Information
305-561-2211
Orders Only
800-638-8050
FAX 305-561-9133




STARTEK INTERNATIONAL INC.
398 NE 38th St., Ft. Lauderdale, FL 33334



**ALL MODELS
MADE IN U.S.A.**

NEW WARRANTY
5 years all parts
1 year labor
ALL MODELS



New ATH™ Series

Model ATH-30
ONE-SHOT
feature standard



All models:
4" H x 3.5" W x 1" D

In Stock...Same Day Shipment

Frequency Counters	SPECIAL
1350 1-1300 MHZ 3 gate times, quality & economy	119 \$129
3500 10 HZ-3500 MHZ Extremely wide frequency range	239 250
15-BG (not shown) 1-1500 MHZ Ultra high sensitivity, Bar Graph	169 220
35-BG 1-3200 MHZ Ultra high sensitivity, Bar Graph	249 285
New ATH™ Series	
ATH-15 1-1500 MHZ ATH	199 235
ATH-30 1-2800 MHZ, ATH, ONE-SHOT	259 299
HST-15 HIGH STAB TCXO fact. inst. option, 0.2 PPM accuracy	100 125

Accessories	
A CC-90 Case for all models	12.
B TA-90 Telescope BNC antenna	12.
C TA-90-L Telescope elbow antenna	16.
D RD-150 150 MHZ rubber duck	16.
E RD-2750 27-50 MHZ rubber duck	28.
F RD-800 800 MHZ rubber duck	29.
G M-207-IC Interface cable for MFJ-207	10.
H P-110 200 MHZ, 1x, 10x probe	39.
J LP-22 Lo-Pass, audio usage probe	25.
K DC-10 Direct, 50 OHM probe	20.

Terms: Shipping/handling charges U.S. & Canada 5% (\$5 min., \$10 max) Others add 15%. FL residents add tax. COD fee \$5
VISA, MC, Discover accepted. Prices & specifications subject to change without notice or obligation.

Satellite Television

Order Your **FREE** Catalog/Buyers Guide Today!



Skyvision Inc.®

The World Supplier of Satellite T.V. Products. . . "Down To Earth Prices"

LOWEST PRICE EVER
On Complete Ku Band
Satellite Systems

STANDARD KU SYSTEM

Package **INCLUDES** all of this:

- Quality aluminum 3ft dish
- Pansat BR 1100 Receiver
- Polar tracking mount
- Polarity switching feed
- Low Temperature LNB
- 100ft All in one ribbon cable

*Complete System

Only \$479

DELUXE KU SYSTEM

Package **INCLUDES** all of this:

- Quality aluminum 3ft dish
- Pansat BR 3000 programmable receiver with IR remote control
- Pansat AP 3000 Antenna positioner with 77 satellite programmability
- Polar tracking mount and motorized arm
- Polarity switching feed
- Low Temperature LNB
- 100ft All in one ribbon cable

*Complete System

Only \$698



Satellite Analysis and Antenna Aiming Software

An extremely valuable tool for designing and installing TVRO's, tailored for ease of use by professionals and dealers as well as by technically orientated TVRO owners. Demonstrates how changing parameters such as dish size or LNB noise temperature affect picture quality. The program performs both TVRO system analysis and antenna aiming. The analysis subcomponent, is especially useful for predicting performance when viewing signals from a particularly weak satellite. The aiming subcomponent calculates azimuth and elevation angles and range to all satellites within "view" of a TVRO. The names and latitudes of all world-wide C and Ku-band broadcast satellites, presently in service or to be launched by 1995, are listed. The user simply enters TVRO site latitude and longitude.

5.25" disk S&H \$ 4.75 \$49.95
3.5" disk S&H \$ 4.75 \$49.95



Pico dish Tuning Meter




Bulz-I-Tuning Meter
Now with audio alert

TUNE YOUR DISH TO IT'S MAXIMUM!

Dish tuning meters are a must for the serious dealer or satellite system owner. Saves time, frustration and money. Use when installing a new system, moving your dish, re-alignment of a dish that has been moved by wind, frost heaves etc., gets you right on the satellite belt for the best possible pictures!

Pico meter (meter tuning) S&H \$6 \$89.95
Bulz-I-IV meter (meter & audio alert) S&H \$6 \$149.95

*All you need to supply is ground pole to mount dish on. (23/8" O.D.)



LNBS New Lower Temp's

Hemt Technology Commercial Grade

35°	LNB C-band 4GHz	S&H \$6	\$ 65
25°	LNB	" "	118
1.0db	LNB Ku 12GHz	S&H \$6	\$ 96
0.9db	LNB	" "	99
0.7db	LNB	" "	118
0.6db	LNB	" "	188

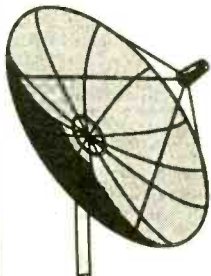


SATELLITE SYSTEM DO-IT-YOURSELF INSTALLATION VIDEO

"Now You Can Watch It Being Done"

Install or "Tune up" your satellite system in no time flat with this professional video.

VHS or Beta (45 Min.) S&H \$3 (U.S.)\$33.95



MESH DISHES by ORBITRON

Quality Demonstrated by Performance

Orbitron antennas ("size for size") are known the world over for their superior reception and picture quality.

7ft	dish & polar tracking mount	\$239
8.5ft	" "	299
10ft	" "	349
.10ft H.D.	" "	439
12ft	" "	639

All Major Credit Cards Accepted

Skyvision Inc.®

1048 Frontier Drive, Fergus Falls, MN 56537 - Toll Free 800-334-6455

Mail in coupon or call today for the SKYVISION Satellite TV Product Catalog/Buyers Guide Delivered free to your mail box in U.S. and its possessions.

Send Free Domestic Satellite TV Products Catalog

Send International Satellite Catalog (For International Catalog add \$8.00 to cover S&H)

Name _____ Phone () _____

Address _____

City _____ State _____ Zip _____



Install A System, Upgrade & Repair Yourself And Save \$\$\$

Call Toll Free 800-334-6455 International 1-218-739-5231 Fax 218-739-4879

Are Cable Companies Sucking You Dry?




**FREE
Catalog!**

**All Major
Brands!**

Take a Bite out of High Rental Fees
with your own

Converters & Descramblers



Everquest • Panasonic • Jerrold • Zenith • Pioneer
Scientific Atlanta • Oak • Eagle • Hamlin • Tocom

DISCOVER

VISA

MasterCard

Order
Toll-Free

1 800 624-1150

MD *Electronics*

Call today
for a FREE
catalog!

875 S. 72 Street • Omaha, NE 68114

CIRCLE 40 ON FREE INFORMATION CARD

www.americanradiohistory.com

CALL TOLL FREE
 1-800-292-7711
 1-800-445-3201 (Can.)


TEST EQUIPMENT AT DISCOUNT PRICES

**LOWEST
 PRICES
 GUARANTEED**

DIGITAL METERS



**Dual-Display
 LCR Meter
 w/ Stat Functions
 B+K 878
 \$239.95**
 Auto / Manual Range
 Many Features
 with Q Factor
 High Accuracy



**Digital Multimeter
 w/ Inductance
 & Capacitance
 \$75.00**
 LCM-1850
 Ten Functions
 by Elenco



**Digital Capacitance Meter
 CM-1550B
 \$58.95**
 9 Ranges
 1p1-20,000uFd
 .5% basic accy.
 Zero control w/ Case
 Big 1" Display
 by Elenco



**Digital
 Multimeter
 DVM-638
 \$39.95**
 11 Functions with
 Case

Fluke Multimeters

Model 12	\$79.95
Model 701I	\$65.00
Model 771I	\$149.00
Model 791I	\$169.00
Model 87	\$289.00
Model 93	\$1,225.00
Model 97	\$1,795.00

All Models Available - Call

HIGH QUALITY POWER SUPPLIES



**High Current Power Supply
 Spectrum
 by Elenco
 2.5 - 15VDC
 or 13.8VDC**
 Fully regulated, Short circuit protected
 Voltage/Current Analog Meters
 SPL-010 \$139 SPL-020 \$199
 0-10A 0-20A



**12A DC Power Supply
 B+K 1686
 \$169.95**
 3-14V @ 12A
 Fully regulated & protected
 Separate Volt & Current Meters
 Current Limiting, Low Ripple



**Quad Power Supply XP-580
 \$79.95**
 2-20V @ 2A
 12V @ 1A
 5V @ 3A
 -5V @ .5A
 Fully regulated & short
 circuit protected
 Made in USA by Elenco



**Triple Power Supply XP-620
 Assembled \$75
 Kit \$49.95**
 2 to 15V @ 1A,
 -2 to -15V @ 1A
 (or 4 to 30V @ 1A
 and 5V @ 3A)
 Made in USA by Elenco
 All the desired features for doing experiments.
 Features short circuit protection, all supplies.

GENERATORS & VIDEO PRODUCTS



**Function Generator
 Blox
 #9600
 by Elenco
 \$28.95**
 Provides sine, triangle, square wave
 from 1Hz to 1MHz
 AM or FM capability
 Kit \$26.95



**Color Convergence Generator
 Elenco SG-250
 \$89.95**
 Kit \$69.95
 Finest in the industry
 10 rock steady patterns
 RF & Video output



**Wide Band Signal
 Generators
 Elenco
 SG-9000
 \$129**
 RF Freq 100K-450MHz AM Modulation
 of 1KHz Variable RF output
 SG-9500 w/ Digital Display &
 150MHz built-in counter \$239



**Sweep/Function Generator
 with Freq. Counter
 \$239**
 Elenco GF-8026
 Int/Ext Operation,
 Sine, Square, Triangle, Pulse,
 Ramp, .2 to 2MHz, Freq Counter .1-10MHz

EDUCATIONAL KITS - FUN & EASY TO BUILD

Robotic Arm Kit



Model Y-01 \$48.95
 Teaches basics of robotics. Arm
 grabs & releases, lifts & lowers, &
 pivots from side to side

**AM/FM Transistor
 Radio Kit
 with 52 page Training Course
 Elenco AM/FM 108
 \$27.95**
 14 Transistors ♦ 5 Diodes
 Easy to build because
 schematic is
 printed right on the PCB
 Makes a great school project
 Model AM 550 AM Only \$18.95

**Learn to Build and Program
 Computers with this kit**
 Includes: All Parts,
 Assembly and
 Lesson Manual



**Elenco
 MM-8000
 \$129.00**
 Starting from scratch you build a complete system.
 Our Micro-Master trainer teaches you to write into
 RAMs, ROMs and run a 8085 microprocessor, which
 uses similar machine language as IBM PC.

**Digital Multimeter Kit
 with Training Course
 Elenco
 M-2665K
 \$49.95**



**Fun & Easy
 to Build
 Ideal School Project
 Full Function
 34 Ranges
 Includes
 Capacitance, Transistor/Diode Testing
 20Amp AC/DC, Extra Large Display
 M-2661 (assembled) \$54.95**

**Multi-Function Counter
 Elenco
 F-1200
 1.2GHz
 \$229**



Measures Frequency, Period, Totalizer
 8 LED digits, Crystals Oven Oscillator
 .5ppm Accuracy

XK-500 Digital / Analog Trainer

A complete mini-lab for building, testing, prototyping analog and digital circuits
 Elenco's Digital/Analog Trainer is specially designed for school projects, with 5 built-in power
 supplies. Includes a function generator with continuously variable, sine, triangular, square wave
 forms. All power supplies are regulated and protected against shorts.

Power Supplies \$159.95 Assembled \$129.95 Kit

- Variable Power Supply
- +1.25 to 20VDC @ .5 Amp
- (+1.25 to 15VDC @ 1 Amp)
- -1.25 to -20VDC @ .5 Amp
- (-1.25 to -15VDC @ 1 Amp)
- +12VDC @ 1 Amp
- +2VDC @ 1 Amp
- +5VDC @ 1 Amp
- 30VAC Center tapped @ 15VAC at 1 Amp

Analog - Section

- Function Generator Sine, Triangular, Square wave forms
- Frequency adjustable in five ranges from 1 to 100KHz
- Fine frequency adjust
- Amplitude adjust
- DC offset
- Modulation FM-AM

Digital - Section

- Eight data switches
- Two no bounce logic switches
- 8 LED readouts TTL buffered
- Clock frequency 1 to 100KHz
- Clock amplitude 5VPP square wave

Breadboards

- 2 breadboards, each contain: 840 tie points (total 1,680)



Popular Electronics, December 1993

ALL PRODUCTS FACTORY NEW
 UPS SHIPPING: 48 STATES 9% OTHERS CALL
 IL RES add 7.75% TAX
 PROBES INCLUDED IN ALL METERS

C&S SALES INC.
 1245 ROSEWOOD, DEERFIELD, IL 60015
 FAX: 708-520-0085 • (708) 541-0710



15 DAY MONEY BACK GUARANTEE
FULL FACTORY WARRANTY
WRITE FOR FREE CATALOG
 PRICES SUBJECT TO CHANGE


CIRCLE 32 ON FREE INFORMATION CARD

**FREE
PROBES
WITH ALL
SCOPES**

**ELENCO ♦ HITACHI ♦ B&K
SCOPES AT
GUARANTEED LOWEST PRICES**

**24 HOUR
SHIPPING**

B&K 2120



\$539.95

**20MHz \$389 Model 2125
2 Channel Delayed Sweep**

40MHz DUAL-TRACE

- Model 1541B \$695.95**
- 1mV/div sensitivity
 - Video sync separators
 - Z axis input
 - Single sweep
 - V mode-displays two signals unrelated in frequency.

60MHz DUAL-TRACE

- Model 2160 \$949.95**
- 1mV/div sensitivity
 - Sweep to 5 ns/div
 - Dual time base
 - Signal delay line
 - V mode-displays two signals unrelated in frequency
 - Component tester

100MHz THREE-TRACE

- Model 2190 \$1,395.95**
- 1mV/division sensitivity
 - Sweeps to 2ns/division
 - Dual time base
 - Calibrated delay time multiplier
 - Signal delay line
 - 19kV accelerating voltage

20MHz ANALOG

WITH DIGITAL STORAGE


- Model 2522A \$875**
- 20MHz analog bandwidth
 - 20MS/s sampling rate
 - 2k memory per channel
 - 20MHz equivalent time sampling
 - Pre-trigger capture

**AFFORDABLE - ELENCO OSCILLOSCOPES
2 YEAR WARRANTY**

**S-1360
Delayed Sweep
\$775**

- Automatic Beam Finder
- Built-in Component Tester
- 1mV Sensitivity
- Dual Time Base
- Illuminated Internal Gradicule
- TV Sync

**60MHz
Dual Trace**



**S-1365
Cursor Readout
\$849**

- Voltage, Time, + Frequency differences displayed on CRT thru the use of cursors.
- 1mV Sensitivity
- TV Sync

**S-1345
Delayed Sweep
\$575**

- Automatic Beam Finder
- Built-in Component Tester
- 1mV Sensitivity
- Dual Time Base
- Illuminated Internal Gradicule
- TV Sync

**40MHz
Dual Trace**



**S-1340
\$495**

- High Luminance 6" CRT
- 1mV Sensitivity
- 12KV Acceleration Voltage
- 9ns Rise Time
- X-Y Operation
- TV Sync

**S-1330
Delayed Sweep
\$449**

- Automatic Beam Finder
- Built-in Component Tester
- 1mV Sensitivity
- Dual Time Base
- Illuminated Internal Gradicule
- TV Sync

**25MHz
Dual Trace**



**S-1325
\$349**

- High luminance 6" CRT
- 1mV Sensitivity
- 2KV Acceleration Voltage
- 18ns Rise Time
- X-Y Operation
- TV Sync

**SPECIAL BUY
HITACHI V-212**



**20MHz
2 Channel**

\$399


Hitachi Popular Series

- V-525 - 50MHz, Cursors _____ \$995
- V-523 - 50MHz, Delayed Sweep _____ \$949
- V-522 - 50MHz, DC Offset _____ \$895
- V-422 - 40MHz, DC Offset _____ \$795
- V-222 - 20MHz, DC Offset _____ \$649

Hitachi Compact Series Scopes

- V-660 - 60MHz, Dual Trace _____ \$1,149
- V-665A - 60MHz, DT, w/cursor _____ \$1,325
- V-1060 - 100MHz, Dual Trace _____ \$1,395
- V-1065A - 100MHz, DT, w/cursor _____ \$1,649
- V-1085 - 100MHz, QT, w/cursor _____ \$1,995
- V-1100A - 100MHz, Quad Trace _____ \$2,495
- V-1150 - 150MHz, Quad Trace _____ \$2,895

**Elenco DS-203 20MHz, 10MS/s
Digital Storage Oscilloscope**



\$775

- 2K Word Per Channel
- Plotter Output
- 8 Bit Vert. Resolution
- 2048 Pts Hor. Resolution
- Much More

C&S SALES INC.

1245 ROSEWOOD, DEERFIELD, IL 60015
FAX: 708-520-0085 • (708) 541-0710



CALL TOLL FREE 1-800-292-7711

**1-800-445-3201 (Canada)
ALL PRODUCTS ARE FACTORY NEW**

15 DAY MONEY BACK GUARANTEE

**FULL FACTORY WARRANTY
WRITE FOR FREE CATALOG**

CIRCLE 32 ON FREE INFORMATION CARD

AMAZING ELECTRONIC PRODUCTS and KITS

NEW CONCEPT! Mystery Levitating Device



Remember War of the Worlds? Objects float in air and move to the touch. Defies gravity, amazing gift, conversation piece, magic trick or great science project.
ANT1K Easy to Assemble Kit / Plans \$19.50

Combination Solid State Tesla Coil & Variable 100,000VDC Generator



Experiments Using Tesla Coil:
 • Plasma in a Jar/Tornado, Furnace
 • Kirlian Photography
 • Wireless Energy Transmission
 • Induction Fields • Pyrotechnic Effects
 • Corona and Brush Discharge
 • Energizer for Neon Plasma Tubes


Experiments Using Hi Volts DC:
 • Plasma Blaster Driller/Cutter
 • Anti-Gravity/Force Fields
 • Ion Reaction Motors
 • Lightning Generation
 • High Ion Source
 • Ozone For Air Purification
 • Electrification of People & Objects
 Particle Accelerators/Atom Smashing
 • High Energy Capacity Charging

HVM7 Plans Complete System \$15.00
HVM7K Complete System Kit/Plans \$174.50
TCL4K Tesla Coil Only Kit/Plans \$99.50
115/19AC Wall Adapter for 115AC \$15.50

Table Top Tesla Coil

Spectacular - A Real Attention Getter!
 • 250,000 Volts! • 7-10' Sparks!
 Energy even passes through windows. Great for science projects, displays, advertising.

Highly spectacular devices produces visible, audible bolts of lightning appearing to flash in the air. Causes certain materials to burn from within and glow, lights bulbs without wires, produces induction fields, St Elmo's fire corona. Clearly demonstrates high frequency high voltages yet terminal may be touched by user during operation with a metal object. 115VAC operation only.
BTC3 Plans . . \$15.00 BTC3K Kit/Plans \$299.50
BTC30 Assembled and Tested \$399.50



Shocker Force Field / Vehicle

Electrifier - Neat little device allows you to make hand and shock balls, shock wands and electrify objects, charge capacitors. Great pay back for those wise guys who have wronged you!
SHK1KM Easy To Assemble Electronic Kit . . \$24.50

High Voltage for the Hobbyist!



Experiment with the forces used in **hover boards, lasers, night vision, mini Tesla coils, plasma globes, magic shows, shock/stun devices, ion ray guns, anti-gravity, pyrotechnics, hypnosis, telekinetics and hundreds more.** Operates from batteries, 9-14 VDC, or 115VAC using adapter.
MINIMAX 4 4,000 Volts, 5ma, 4.5x1.5x1" . . . \$19.50
MINIMAX 2 2,000 Volts, 5ma, 3.5x7/8" dia . . \$14.50



Ultrasonic Blaster

Laboratory source of acoustical shock waves. Blow holes in metal, produce "cold" steam, atomize liquids. Many cleaning uses for PC boards, jewelry, coins, small parts, etc.

ULB1 Plans \$10.00 ULB1K Kit/Plans \$69.50

100,000V Intimidator / Shock Wand Module

Build an electrical device that is affective up to 20 feet. May be enclosed for handheld, portable field or laboratory applications.
ITM2KM Easy to Assemble Electronic Kit . . . \$49.50
ITM2 Plans Only; Credit-able to Kit \$10.00

Ion Ray Gun - Projects charged ions that induce shocks in people & objects without any connection! Great science project as well as a high tech party prank.
IOG3 Plans \$10.00 IOG3K Kit/Plans \$89.50

Invisible Pain Field Generator

Shirt pocket size electronic device produces time variant complex shock waves of intense directional acoustic energy capable of warding off aggressive animals, etc.
IPG7 Plans . . . \$8.00 IPG7K Kit / Plans \$49.50
IPG70 Assembled \$74.50



Homing / Tracking Transmitter - Beeper device, 3 mile range.

HOD1 Plans . . . \$10.00 HOD1K Kit/Plans \$49.50

Listen Thru Walls, Floors

Highly sensitive stethoscope mike.
STETH1 Plans . . . \$8.00 STETH1K Kit/Plans \$44.50

3 Mile FM Wireless Mike - Subminiature!

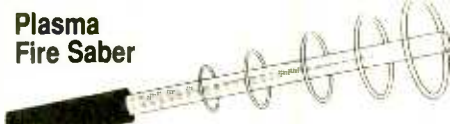
Crystal clear, ultra-sensitive pickup transmits voices and sounds to FM radio. Excellent security system, warns of intrusion. Become your neighborhood disk jockey! Monitor children and invalids.
FMV1 Plans \$7.00 FMV1K Kit/Plans . \$39.50




Telephone Transmitter - 3 Miles!

Automatically transmits both sides of a telephone conversation to an FM radio. • Tunable Frequency • Undetectable on Phone • Easy to Build & Use • Up to 3 Mile Range • Only transmits during phone use
VWPM7 Plans . . . \$7.00 VWPM7K Kit/Plans \$39.50

Plasma Fire Saber



Produces the spectacular effect that captured the fantasy of millions of movie fans. Visible plasma field is controlled by grip pressure and adjusts saber length. Active energy field produces weird & bizarre effects. Excellent for special effects. Specify photon blue, neon red, phasor green, or starfire purple.
PFS2 Plans . . . \$8.00 PFS2K Kit/Plans \$49.50
Special Offer PFS20 Assembled reg \$89.50, \$59.50



TV & FM Joker / Jammer - Shirt pocket device allows you to totally control and remotely disrupt TV or radio reception. Great gag to play on family or friends. Discretion required.
EJK1KM Easy to Assemble Electronic Kit \$19.50

Visible Beam Laser

High brightness red HeNe laser visible for miles. **Produce your own light show!** Projects a beam or red lite clearly visible in most circumstances. Can be used to intimidate by projection of a red dot on target subject. Also may be used to "listen in" using our laser window bounce method #LLIS1 below. **Easy to Build Modules Makes A Working Visible Laser:**
LAS1KM Kit w/1mw Laser Tube, Class II . \$69.50
LAS3KM Kit w/2.5mw Laser Tube, Class IIIA \$99.50



"Laser Bounce" Listener System

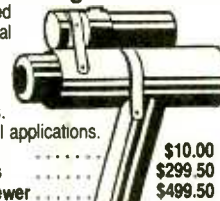
allows you to hear sounds from an area via a lite beam reflected from a window or other similar object. System uses our ready-to-use LATR1 Laser Terminator gun site as the transmitter. The receiver section is supplied as an easy-to-build kit, including our cushioned HS10 headsets. **Order # LLI20 System, includes our LATR1 Ready-to-Use Laser Gun Site, LLR1K Special Receiver Kit, and HS10 Headset, all for only \$299.50**

5mw Visible Red Pocket Laser

Utilizes our touch power control!
URL3KMX Kit / Plans \$119.50

See In The Dark Viewing

Device uses invisible infrared illumination for seeing in total darkness. Excellent for low cost night vision, along with observing lasers and other IR sources. Functional unit, many useful applications.
SD5 Plans . . . \$10.00
SD5K Kit / Tube / Plans \$299.50
GPV10 Ready to Use Viewer \$499.50
6032A Tube / Plans to build your own . . \$99.50



INFORMATION UNLIMITED

Dept PEM12, Box 716, Amherst, NH 03031
 Phone: 603-673-4730 FAX 603-672-5406
 MC, VISA, COD, Checks Accepted. Please Add \$5.00 Shipping & Handling

Catalog

with many more items
FREE with Order,
 Or Send \$1 P&H



Order by Mail,
 or by 24 Hour
Orders-Only Phone:
800-221-1705

KELVIN

ELECTRONICS

10 HUB DRIVE, MELVILLE, NY 11747

RE-ENGINEERED & DESIGNED FOR 1994



150 LE - Student 200 LE - Technician 400 LE - Engineer

Standard Features - AC & DC VOLTAGES
DC CURRENT RESISTANCE TRANSISTOR
CONTINUITY TEST - Buzzer DIODE TEST
3 1/2 Digit LCD 10M ohm INPUT IMPEDANCE

BATTERY TEST TRANSISTOR
DC CURRENT 10 Amp
FREQ COUNTER up to 20MHz
TRANSISTOR CAPACITANCE from 1pF to 20uF
AC/DC CURRENT 10 Amp
INDUCTANCE Resolution 1uH
FREQ COUNTER up to 20MHz
CAPACITANCE from 1pF to 200uF
AC/DC CURRENT DUTY % 20 Amp

150 LE
Stock # 990122
\$29.95

200 LE
Stock # 990123
\$49.95

400 LE
Stock # 990124
\$79.95

Designed to meet IEC-348 & UL-1244 safety specifications
2 Year Warranty (Parts & Labor)



"Not only does the Kelvin 94 boast a lot of features ... the features go the extra distance."

"If we had to run into a burning building to do some emergency trouble-shooting and could carry in only one piece of equipment, the Kelvin 94 would be it!"

Popular Electronics Reviewed - May 1993

KELVIN 94 The Ultimate Meter

LCR Hz dBm True RMS Logic Probe

The only meter with 0.1% Accuracy on DC Voltages, built-in True RMS, Freq Counter to 20MHz Res: 10 Hz, LCR-Inductance Tester Res: 10 uH, DC/AC Voltages Res: 0.1mV, Ohm Meter Res: 0.1 ohms

TRUE RMS PLUS 12 INSTRUMENTS IN ONE - AC & DC VOLT METERS, AC & DC CURRENT, dBm, OHM METER, DIODE TESTER, AUDIBLE CONTINUITY TEST, 20 MHz FREQ COUNTER, CAPACITANCE METER, INDUCTANCE METER, LOGIC PROBE

Model 94 #990111
\$199.95
*See Standard Features Listed below

ENGINE ANALYZER PLUS
Model 95 #990112
\$199.95

A Must For Auto Mechanics

Standard Features plus - TEMP, TACHOMETER & DWELL ANGLE TESTER, DUTY CYCLE, 10M OHM IMPEDANCE, ANALOG BAR GRAPH, K-TYPE TEMP PROBE, ALLIGATOR CLIP TEST LEADS, INDUCTIVE PICKUP CLIP, 6' TEST LEADS & DELUXE CARRYING CASE

- DC/AC VOLT METERS
- AC/DC CURRENT
- OHM METER
- DATA HOLD
- RELATIVE MODE
- FREQ COUNTER to 4 MHz (Model 95)
- AUDIBLE CONTINUITY TEST
- DIODE TEST
- MAX/MIN AVERAGE MEMORY RECORD
- 10A HIGH-ENERGY FUSE PROTECTION
- AUTO SLEEP & AUTO POWER OFF

(800) 645-9212
(516) 756-1750
(516) 756-1763/FAX

KELVIN 100 Basic
990087
\$19.95

- AC & DC VOLTAGES
- DC CURRENT
- RESISTANCE
- CONTINUITY TEST - Buzzer
- 3 1/2 Digit LCD
- LOW BATTERY INDICATOR
- DIODE TEST
- BATTERY TEST



CAPACITANCE METER

KELVIN 250 LE
990126
\$59.95

- ACCURACY: 0.5%
- RANGES: 20mF, 2000uF, 200uF, 20uF, 2uF, 200nF, 20nF, 2000pF, 200pF
- Zero Adjust
- Safety Test Leads
- Test Socket for Plug-in Components



AUTO-RANGE METER

KELVIN 300 LE
990125
\$49.95
AUTO-RANGE

- ACV & DCV
- DC CURRENT
- RESISTANCE
- CONTINUITY TEST
- DIODE TEST 3 1/2 Digit LCD
- 10M ohm INPUT IMPEDANCE



INSTRUMENTS



20 MHz SCOPE

Dual Trace 2 Yr Warranty-Parts & Labor

Stock No. 740085 \$385

40 MHz SCOPE

Dual Trace with Delayed Sweep

Stock No. 740086 \$655

TEST ACCESSORIES

SCOPE PROBES

60 MHz, X1 & X10 SPECIAL

700072 \$18.95

150 MHz, X10

700073 \$39.95



IC CLIPS

SOLDER TYPE SPRING LOADED

Stock No. COLOR COST 25+ Qty

990104 BLACK \$.65 ea \$.50 ea

990105 RED \$.65 ea \$.50 ea



DC TOY MOTORS

DC Toy Motor

Stock No. 850647

\$.80 ea

\$.75 ea / 50+ Qty

6V DC High Speed

Solar Motor Stock No. 850646

\$.60 ea 1.5V DC

\$.55 ea / 50+ Qty

Solar Cells 3 3/4" L x 2 9/16" W

Stock No. 260099 1000mA .45V

\$.95 ea

\$.50 ea / 3+ Qty



Established 1945

M/C & VISA *20 Minimum Order


KELVIN CATALOG \$3
Stock No. 650412

DIGITAL TRAINER



Laptop Digital Trainer comes with 100 page instruction manual, power supply, built-in 1 digit true hexadecimel display, two independent clocks with user adjustable freq & duty cycles, 4 data bit switches and 4 LED displays. Assembled Stock No. 840460 \$99.95

BINARY QUARTZ CLOCK w/Alarm



ORIGINAL DESIGN - 24 Hr. Binary Quartz Accurate Clock with 2 color LED's. Built-in Alarm and Alarm Display in binary code. DESIGNED FOR LEARNING about digital circuitry & binary code. Built with individual IC components. Battery Memory Loss Prevention. Comes with rechargeable battery, DC wall transformer and detailed instruction on manual. Advanced Level Kit Stock No. 840589 \$79.95

Electronic VOICE PAD




An electronic note pad, able to record your message & replay it later. It has a built-in photo cell & as soon as it senses your presence, it will automatically playback the message left for you. The components are PC mounted. The IC can record a message up to 20 seconds & no mechanical parts or tape - only a digital integrated circuit.

Intermediate Level Kit

Stock No. 840606 \$49.95

BREADBOARDS



COMPONENTS

WHOLESALE PRICES!



Stock No.	TYPE	(10 Pk. Min.) YOUR COST
600021	555 TIMER	\$.29 ea
600029	556 DUAL TIMER	\$.40 ea
600039	LM566 PPL FUNCTION GENERATOR	\$.60 ea
600018	741C OP-AMP INTERNALLY COMPENSATED	\$.30 ea
600026	1458 OP-AMP DUAL 741C OP-AMP	\$.35 ea
630041	2N2222	\$.20 ea
630383	PN2222	\$.08 ea
600023	7805 Voltage Reg	\$.36 ea
SILICON CONTROLLED RECTIFIER (Similar to GE C106C1) 4.0 amp, 100PIV		
600014		\$.89 ea
		\$.79 ea/10+

THERMISTOR - 100 ohm
110097 \$1.35 ea \$1.00 ea/20+

THERMISTOR - 10K ohm
110097 \$1.35 ea \$1.00 ea/20+

PROJECT PARTS

Project Speaker
2", 8 Ohm, 1 Watt
Stock No. 350009
59¢



Project BUZZER
3 - 9 Volt DC, 80 db
Stock No. 680089
\$1.59 ea



Soldering IRON
with STAND LONG LIFE TIP
Stock No. 990098
\$3.95 ea



LED T 1 3/4
Stock No. Color 100+ Qty 1000+ Qty

260020 RED \$.05 ea \$.045 ea

260027 GREEN \$.08 ea \$.07 ea


260026 YELLOW \$.08 ea \$.07 ea

260078 2 COLOR RED/GREEN \$.32 ea \$.29 ea

XENON STROBE TUBE
Stock No. 260050
\$3.25 ea
\$2.95 ea / 20+ Qty



TRIGGER COIL
for Xenon Strobe Tube
Stock No. 320037
\$1.25 ea
\$.89 ea / 20+ Qty



INFRARED LED IR Pair, LED infrared transmitter and receiver
Stock No. 260061
\$1.95 ea



NEON LAMP NE2, 2" Lead
Stock No. 260003
\$1.15 ea
\$.12 ea / 100+ Qty



PHOTO CELL
Photo Cell - 450 ohm
Stock No. 260017
\$.65 ea \$1.45 ea / 20+ Qty
Photo Cell - 1.5K ohm
Stock No. 260018
\$.65 ea \$1.45 ea / 20+ Qty



PUSH-BUTTON SWITCH
PUSH-ON, PUSH-OFF
Stock No. 270021
\$.35 ea
\$.49 ea / 100+ Qty



SUB-MINIATURE MOMENTARY SWITCH
Stock No. 990002
\$.35 ea
\$.28 ea / 100+ Qty



MINIATURE TOGGLE SWITCH
Stock No. 270034
\$.90 ea Type - SPST
\$.79 ea / 50+ Qty



CIRCLE 38 ON FREE INFORMATION CARD

CELLULAR SOFTWARE

Change ESN and NAM info on these cellular phones:

- ◆ MOTOROLA
- ◆ MITSUBISHI
- ◆ PANASONIC
- ◆ NEC

No soldering! Software comes with cabling diagrams to connect your phone to your PC! Only \$495.00 for the complete package!

CELLULAR PRESS

421 N. RODEO DRIVE #15318 • BEVERLY HILLS, CA 90210

PHONE: 310-289-2174 FAX on demand: 1-800-438-4511

Call from your fax handset and follow the voice prompts to receive complete technical specifications!

Sold for educational purposes only

Serving the public since 1981

XANDI Electronics
201 E Southern #111, Tempe AZ 85282

**SATISFACTION
GUARANTEED!**

BUY WITH CONFIDENCE FROM XANDI
• 30-DAY REFUND POLICY
• NEW TELEPHONE TECH SUPPORT NUMBER
(602-894-0992)

- Smallest FM transmitter anywhere!
- Tunes 88-108 MHz.
- Powerful 2 stage audio amplifier.
- Sensitive, picks up sounds at the level of a whisper.
- Up to 1 mile range.



XST500 SUPER-MINIATURE FM TRANSMITTER
World's smallest FM voice transmitter. Use with any FM broadcast receiver. Easy to assemble, all chip (SMT) parts are pre-assembled to the circuit board.

XST500(E-Z) Kit \$44.95

- Transmits both sides of phone conversation.
- Adjustable from 88-108MHz.
- Works with any FM broadcast receiver.
- Up to 1 mile range.
- Turns off when phone is not in use to extend battery life.



XT1100 LONG RANGE PHONE TRANSMITTER
Similar to our very popular XSP500, the XT1100 is battery powered for maximum range. It plugs into any phone jack and transmits all calls on that line.

XT1100(C) Kit \$32.95

XLC900 800-950 MHz SCANNER CONVERTER KIT
If your scanner can receive 400-550 MHz, just add the XLC900 for uninterrupted 800-950 MHz coverage. It converts all 800-950 MHz signals down to 400-550 MHz so your scanner can receive them! Add our custom case and knob kit for that "professional" look.

XLC900 Kit \$49.95
XLC-Case Kit \$13.95



- Smallest Phone Transmitter anywhere!
- Tunes 88-108 MHz.
- No batteries required, powered by phone line.
- Up to 3/4 mile range.
- Attach to phone line anywhere in house, even inside phone.



XSP250 SUPER-MINIATURE PHONE TRANSMITTER
World's smallest FM phone transmitter. Use with any FM broadcast receiver. Easy to assemble, all chip (SMT) parts are pre-assembled to the circuit board.

XSP250(E-Z) Kit \$34.95

- Super sensitive, hear every sound in a house!
- Powerful 2 stage audio amp.
- Use with any FM broadcast receiver
- Up to 1 mile range.
- Powered by 9V battery.



XFM100 MINIATURE FM TRANSMITTER
The XFM100 has a super sensitive microphone and is capable of picking up sounds at the level of a whisper and transmitting them to any FM broadcast receiver.

XFM100(C) Kit \$32.95



TRANSITION 2000 VOICE CHANGING TELEPHONE
STOP THOSE ANNOYING PHONE CALLS! Sound older and tougher when you want to. Not a kit, fully assembled. Single line phone operation only.

TRANSITION 2000 \$89.95

- Transmits a continuous beeping tone.
- Adjustable from 88-108 MHz.
- Up to 1 mile range.
- Works with any FM broadcast receiver.
- Operates at battery voltages of 3 to 18 volts.



XTR100 TRACKING TRANSMITTER
Measuring .7 by 2.4 inches, the XTR100 is ideal for use in locating lost model rockets, bicycles, automobiles, games of hide-and-seek, and contests.

XTR100(C) Kit \$43.95

XLA1000 AMPLIFIER KIT
Designed to help scanners with poor sensitivity pull in those weak signals. Includes off/pass switch for returning to normal operation and front panel gain control. Add our custom case and knob kit for that "professional" look.

XLA1000 Kit \$24.95
XLA-Case Kit \$13.95



TRANSITION 2001 VOICE CHANGING Accessory
STOP THOSE ANNOYING PHONE CALLS! Sound older and tougher when you want to. Use with single or multi-line phones. Not a kit, full assembled.

TRANSITION 2001 \$59.95

- Uses sensitive microwave transistor amplifier
- Covers 1 to 2000 MHz.
- Compact hand held unit
- Uses Miniature loudspeaker (not included) for audio indication of detected signals.



XBD200 SUPER SENSITIVE BUG DETECTOR
When the XBD200 intercepts a signal in the 1 to 2000 MHz range, it emits a growl that increases to a high pitched squeal as the signal strength increases.

XBD200(C) Kit \$49.95



WE ACCEPT VISA, MC, MO, COD
ASK FOR FREE CATALOG OF
ALL OF OUR PRODUCTS

TOLL FREE ORDER LINE
1-800-336-7389

SEND MAIL
ORDERS TO: XANDI ELECTRONICS
BOX 25647
TEMPE, AZ 85285-5647

ALL ELECTRONICS CORP.

QUALITY PARTS • DISCOUNT PRICES • FAST SHIPPING



JUMBO LED'S

Big, bright 10 mm dia. LED's will attract attention in any display or panel. Twice the dia. of regular LED's, stand about 10 mm above panel.

RED MAXI LED CAT# LED-22R
GREEN MAXI LED CAT# LED-22G

3 for \$1.00

4 (USED) AA RECHARGEABLE BATTERIES

Battery pack with 4 AA nickel-cad batteries in series to make a 4.8 volt pack. Batteries have solder tabs and can be separated and reconfigured. CAT# NCB-41AAU

\$2.00 per pack



VIDEO/RF MODULATOR

Originally made for use with the Commodore computer, these good quality video modulators were probably originally designed for 9 Vdc use, but they operate well on 6-12 Vdc. They accept color video and audio, and a selector switch is provided for output to channel 3 or 4. Easy to hook-up. Requires a 6-12 Vdc power supply or wall transformer and a connector to interface with your audio/video source. Output is an RCA jack. Hook-up instructions included. 3" X 1.47" X 0.75".

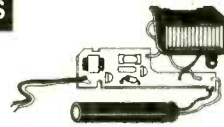
CAT# AVMOD-3

\$5.00 each



FLASH UNITS

New compact flash assemblies from a U.S. manufacturer of cameras. Operates on 3 Vdc. Measures 2 1/2" x 1 1/4". Ideal for use as a strobe, warning light or attention getter. Includes hook-up diagram.




\$3.75 each
10 for \$35.00
100 for \$325.00

CAT# FSH-1

(USED) "HI-8" VIDEO CASSETTE

8 mm Video Camcorder Users!

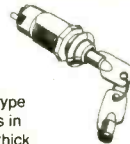
We have a new supply of these popular T-120 (120 minute) Hi-8 video cassettes. These are top quality, metal oxide cassettes that were used for a short time, then bulk-erased. Each cassette has its own plastic storage box. New, they would sell for considerably more than we're asking.



\$3.00 each 10 for **\$28.00**
CAT# VCU-8

"ACE" KEYSWITCH

Standard size, SPST (on-off), barrel-type keyswitch. Threaded bushing mounts in 3/4" diameter hole in panels up to 1" thick. Key is removable in both positions. Chrome front bezel. Heavy-duty solder-cup terminals. Includes 2 keys.

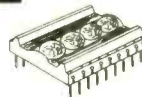


CAT# KSW-9

\$5.00 each

4 Digit Alphanumeric Intelligent Display

Siemens # DL-2416T. End-stackable, four digit display module with built-in CMOS memory decoder/driver. High contrast, 0.160" high magnified red characters. Direct access to each digit independently and asynchronously. ASCII format. 5 volt logic, TTL compatible. Module size: 1" X 0.8" X 0.25". Includes specs and instructions.



CAT# DL-2416T

\$4.95 each

SOLID STATE DIP RELAY

International Rectifier # DP61K "Chipswitch" SPST normally open solid state relay in DIP configuration. AC Load: 300 ma., 20-280 Vac DC Input (turn on): 5 to 25 ma. The DC input can be any voltage as long as the current is maintained between 5 and 25ma. Use a dropping resistor to do this. LARGE QUANTITIES AVAILABLE.



CAT# SSRLY-03

\$1.50 each
25 for \$31.25

CARBIDE DRILL BITS (USED)

High quality, solid carbide drill bits with 1/8" shanks. Ideal for precision drilling.




These bits were used in PC board manufacturing and were routinely removed from service while they still had lots of life in them. Available in the following sizes:

#	SIZE (")	CAT#
81	0.013	DRB-81
78	0.016	DRB-78
73	0.024	DRB-73
71	0.026	DRB-71
68	0.031	DRB-68
67	0.032	DRB-67
66	0.033	DRB-66
65	0.035	DRB-65
63	0.037	DRB-63
61	0.039	DRB-61
59	0.041	DRB-59
58	0.043	DRB-58
57	0.045	DRB-57
56	0.046	DRB-56
55	0.052	DRB-55
54	0.055	DRB-54
49	0.073	DRB-49

Minimum Purchase 10 Pieces Of One Size

10 of one size \$5.00
50 of one size \$20.00

Make PC Boards in Minutes...



Prototypers, developers and hobbyists can now make PC boards direct from CAD, PCB layout systems or magazines

using a photocopier, or laser printer. Techniks Inc's new "Press-n-Peel" copy paper allows you to photocopy PC artwork and iron it onto copper-clad board. It can then be chemically etched in the usual fashion. The process is so easy and fast you won't believe it.

Five 8 1/2" X 11" sheets and instructions.

CAT# TEK-5

\$9.95 per pack

Call Or Write For A Free 64 Page Catalog

Outside the U.S.A. send \$2.00 postage.

ORDER TOLL FREE **1-800-826-5432**

MAIL ORDERS TO:
ALL ELECTRONICS CORP
P.O. Box 567
Van Nuys, CA 91408

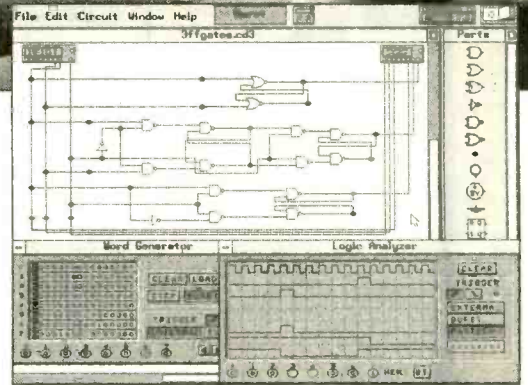
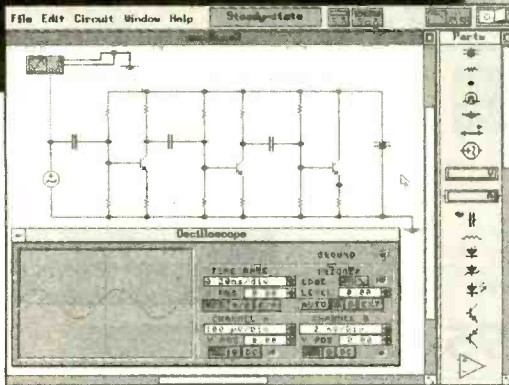

INFO (818) 904-0524
FAX (818) 781-2653



Minimum Order \$10.00 • All Orders Can Be Charged To Visa, Mastercard Or Discover Card • Checks and Money Orders Accepted By Mail • California, Add Sales Tax • No C.O.D. • Shipping And Handling \$4.00 for the 48 Continental United States • All Others Including Alaska, Hawaii, P.R. And Canada Must Pay Full Shipping • Quantities Limited • Prices Subject to change without notice.

CIRCLE 28 ON FREE INFORMATION CARD

Design and Verify



Analog Module includes:

- resistors, capacitors, inductors, transformers, relays, diodes, Zener diodes, LEDs, PNP and NPN BJTs, opamps, bulbs, fuses, JFETs, MOSFETs, and manual, time-delay, and voltage- and current-controlled switches
- complete control over all component values
- ideal and real-world models for all active components
- independent and voltage- and current-controlled switches
- function generator (1 Hz to 1 GHz)
- dual-trace oscilloscope
- Bode plotter (1 mHz to 10 GHz)

Digital Module includes:

- fast simulation of ideal components
- AND, OR, XOR, NOT, NAND and NOR gates
- RS, JK and D flip-flops
- LED probes, half-adders, seven-segment displays
- word generator (16 eight-bit words)
- logic analyzer (eight-channel)
- logic converter (converts among gates, truth table and Boolean representations)

Electronics Workbench®

The electronics lab in a computer™

SYSTEM REQUIREMENTS

MS-DOS version: Requires IBM AT PS/2 or true compatible with 286 or greater, hard disk, 1 MB RAM, Microsoft-compatible mouse, EGA or VGA display adapter and DOS 3.0 or greater. Supports a math co-processor if available.

Windows version: MS-DOS 5.0 or higher, Microsoft Windows 3.1 with suitable pointing device.

Macintosh version: Macintosh Plus or higher, 2 MB RAM, System 6 or 7.

Circuits. Fast.

Electronics Workbench[®]

The electronics lab in a computer[™]

Ideal for Every Test Bench

Here's why Electronics Workbench belongs on *your* test bench: Wires route themselves. Connections are always perfect. And the simulated components and test instruments work just like the real thing. The instruments are indestructible and the parts bin holds an unlimited supply of each component. The result: thousands of electronics professionals and hobbyists save precious time and money. Over 90% would recommend it to their friends and colleagues. Electronics Workbench: the ideal, affordable tool to design and verify your circuits.

And now the best is even better — Electronics Workbench Version 3.0 is here. It simulates more and bigger circuits, and sets the standard for ease of use. We guarantee it.*

Just \$299!

New Features in Version 3.0

- new components include JFETs, MOSFETs, voltage- and current-controlled sources; and manual, time-delay and voltage- and current-controlled switches
- real-world models for opamps, BJTs, JFETs, MOSFETs and diodes. Over 100 models available.
- MS-DOS version now supports up to 16 MB of RAM for simulation of bigger circuits
- new Microsoft[®] Windows[™] and Macintosh[®] versions available
- Technical support now available on CompuServe

Call 1-800-263-5552

"Design work is faster and cheaper with Electronics Workbench."

Mark L. Weaver, Production Engineer Technician, Colorado Memory Systems, Milpitas, California

"Building a circuit is simple and intuitive."

Jeff Holtzman, Computer Editor, Electronics Now

"I used Electronics Workbench extensively in the design of a six-meter receiver. I got surprisingly good comparison with actual breadboard and end-unit performance, even at 50 MHz. As an affordable tool for performing design tradeoffs, you can't beat it."

M. A. Chapman, Oceanside, California

"Electronics Workbench saved me hours of calculation time for my design work, and was an excellent check on my circuit calculations."

James G. Mages, Mages Enterprises, Jordan, Minnesota

Yes, I want Electronics Workbench!

Check the version you want:

- MS DOS
 Windows
 Macintosh

Name: _____
Address: _____
City: _____ State: _____ Zip: _____
Tel: _____ Fax: _____
MC/VISA/AMEX # _____
Signature: _____ Exp: _____

Order Information: Check, Purchase Order, MasterCard, Visa and American Express accepted. Call for Canadian prices. All orders add \$15 shipping and handling.

INTERACTIVE IMAGE TECHNOLOGIES LTD.
908 Niagara Falls Boulevard, North Tonawanda,
NY 14120-2060
Tel: (416) 361-0333 Fax: (416) 368-5799



VISA



M/C



AMEX



INTERACTIVE

All trademarks are the property of their respective owners.

*30-day money-back guarantee.

CIRCLE 36 ON FREE INFORMATION CARD

www.americanradiohistory.com

Electronics made Easy "Learn by Seeing"



Complete Course in Basic Electronics Includes 6 one hour videos and 6 workbooks. Everything you need to learn basic electronics. You will learn about Direct Current, Alternating Current, Semiconductor devices, Power supplies, Amplifiers, and Oscillators. These videos are **100% computer animated**, they make learning electronics easy and fun. Don't waste any more of your valuable time reading and re-reading the same material to try and understand these simple concepts when you can **"see it happen."** These videos will ... teach you more in less time ... allow you to learn at your own pace ... help you remember more of what you learn ... give you years of quality use ... become a valuable source of reference material ... make your understanding of electronics more complete ... and help you build your future today. **Your future is too important to gamble with, so order your course in Basic Electronics Today.**

Call Now ... ask about these and our other popular UCANDO videos. These videos are currently being used by Tech-Schools, CET's, Military branches, Ham Operators, Industries, and are sold in six foreign countries. After you have seen your first UCANDO video you will understand why ... **"UCANDO is Changing The Way The World Learns Electronics".**

- Part 1 DC \$49.95
 - Part 2 AC \$49.95
 - Part 3 Semiconductors \$49.95
 - Part 4 Power Supplies \$49.95
 - Part 5 Amplifiers \$49.95
 - Part 6 Oscillators \$49.95
- SAVE ... buy all six for only \$280**

Call toll free 1-800-678-6113

CIRCLE 136 ON FREE INFORMATION CARD

NOW! A QUALITY SATELLITE SCPC AUDIO RECEIVER

AT AN AFFORDABLE PRICE



UNIVERSAL SCPC-100 AUDIO RECEIVER

SPECIFICATIONS

STABLE, MICROPROCESSOR CONTROLLED TUNING. • 50 CHANNEL MEMORY RECALL. • COMPATIBLE WITH 950-1450 BLOCK SYSTEMS. • 3 MINUTE HOOK-UP. • LARGE L.E.D. TUNING SCALE. • RECEIVES C AND KU BAND SCPC. • DOES NOT DISABLE VIDEO WHEN IN USE.

SERVICES ON SCPC

HUNDREDS OF QUALITY SCPC CHANNELS ON SATELLITES - SPORTS - AP - UPI - RADIO NETS - HOME TOWN SPORTS & RADIO - RACING - TALK SHOWS - CLASSICAL, ROCK & JAZZ - RADIO STATIONS - FINANCIAL NEWS AND MORE.

INTRODUCTORY PRICE \$439 + S&H

TO ORDER CALL: 1 - 800 - 241-8171

UNIVERSAL ELECTRONICS, INC.

4555 GROVES RD., SUITE 13, COLUMBUS, OH 43232
(614) 866-4605 FAX (614) 866-1201

AFFORDABLE DATA ACQUISITION



MODEL 30 \$79.00

- PLUGS INTO PC BUS
- 24 LINES DIGITAL I/O
- 8 CHANNEL 8 BIT A/D IN
- 12 BIT COUNTER
- UP TO 14K SMP/SEC




MODEL 45 \$189

- RS-232 INTERFACE
- 8 DIGITAL I/O
- 8 ANALOG INPUTS
- 2 ANALOG OUTPUTS
- 2 COUNTERS-24 BIT



MODEL 70 \$239

- RS-232 INTERFACE
- 18 BIT A/D
- 5.5 DIGIT
- UP TO 60 SMP/SEC



MODEL 150-02 .. \$179

- RS-232 INTERFACE
- TRMS, 20 AMPS
- 12 BIT A/D
- OPTO-ISOLATED
- CHANGE RANGES, AC/DC, VIA RS-232

Prairie Digital, Inc.

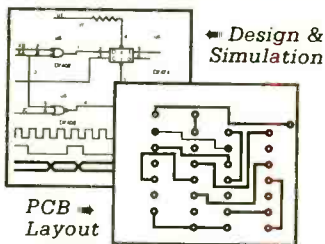
846 17th Street • Industrial Park • Prairie du Sac, WI 53578
(608) 643-8599 • FAX: (608) 643-6754

CIRCLE 47 ON FREE INFORMATION CARD

Low Cost CAD Software

for the IBM PC and Compatibles

Now for DOS and Windows™



- ★ Easy to use schematic entry program (SuperCAD) for circuit diagrams, only \$99. Includes netlisting, bill of materials, extensive parts libraries, dot matrix printer output. More parts, HPGL plotter and laser printer output available separately or in enhanced CAD package (SuperCAD+) for only \$199. New Windows version available.
- ★ Powerful, event-driven digital simulator (SuperSIM) allows you to check logic circuitry quickly before actually wiring it up. Works directly within the SuperCAD editor from a pulldown menu and displays results in "logic analyzer" display window. Starting at \$99, this is the lowest cost simulator on the market. Support for PALs, a larger library, and a separate interactive logic viewer are available in full-featured SuperSIM+ for only \$395. Library part models include TTL, CMOS and ECL devices. New Windows version available.
- ★ Circuit board artwork editor and autorouter programs, starting at \$99 each. Produce high quality artwork directly on dot matrix or laser printers. Separate plotter driver available for \$49. You can do both single or double-layer boards with plated through holes. Includes drill hole listing utility. Autorouter accepts netlists and placement data directly from the SuperCAD schematic editor.
- ★ All software comes with complete documentation and 30-day money-back guarantee.

Write or call for further information and free demo disks:

MENTAL AUTOMATION, INC.

Mental Automation, Inc.
5415 - 136th Place S.E.
Bellevue, WA 98006

(206) 641-2141
FAX (206) 649-0767




Tap into a World of...

FREE ELECTRICITY

Our 150+ page *Self-Reliance Catalog*
IS JUST LOADED WITH DC to AC
ENERGY INDEPENDENCE ...

We offer:

- Solar, Wind & Hydroelectric energy systems. True Sine Wave DC to AC Inverters.
- Electric Boat & Car kits.
- Portable power packs.
- Solar Lighting & Cooling systems. Solar Pool Heaters.
- Solar Battery chargers. Solar Books & Toys. DC Appliances.
- Active & Passive Solar Air & Water Heating Systems.
- Composting Toilets. Hydroponic, Fish-Farming, Solarium & Greenhouse Systems. Water Testing, Treatment, & Pumping Systems.
- Emergency Food & h2o Kits. High Efficiency AC/DC Refrigeration + More...



A LOT OF INFORMATION FOR ONLY \$ 4.75 ...

SEND CHECK or MO TO:

Self-Reliance Company Inc.
P.O. Box 306, Florissant, Mo. 63032

Highest Quality - Unbeatable Prices

AMREL



470D

WIDE-RANGE LCR METER
WITH DISSIPATION FACTOR

- Drop-proof, Heavy Duty
- Inductance: 200uH to 200H
- Capacitance: 200pF to 20mF
- Resistance: 2 ohms to 20M ohms (max. resolution: 1 milliohm)
- Dissipation factor (D=1/Q) measurement
- 120Hz and 1KHz test frequencies
- +/- offset indication
- SMD or Chip component test probes available

Reg. \$249.95

Our price \$159.95



700T

TRUE RMS 4-1/2 DIGIT DMM
+ FREQUENCY COUNTER

- 0.05% DCV accuracy
- True RMS AC measurement
- Frequency counter up to 200KHz
- Data Hold
- AC / DC up to 20A
- Audible continuity check
- Diode check
- Drop proof to 4 feet

Reg. \$199.95

Our price \$129.95

2-YEAR WARRANTY

Reg. \$699.00

Our price \$599.00



LPS-305

KEYPAD PROGRAMMABLE & LCD READBACK
DC POWER SUPPLY AT ANALOG PRICE

- Output Voltage/Current Programming and Readback via LCD Panel
- Data Entry via Keypad
- Power Off Memory
- Microprocessor Controlled
- Voltage and Current Step Up/Down Function
- Superior Line and Load Regulation
- Output Enable/Disable
- Intelligent Forced-Fan Operation
- Standard RS-232 Interface for Remote Operation

1-YEAR WARRANTY

Reg. \$395.00

Our price \$345.00



9850UV

THE PERSONAL E/EEPROM PROGRAMMER WITH
BUILT-IN UV ERASER

- Stand-Alone and PC Remote with Auto Detection
- Simple Function Key Operations
- Full LCD Display Message
- Programs 2716 to 27513 EPROMs and 2804 to 28256 EEPROMs
- Programming Algorithms: STANDARD, INTELLIGENT, INTERACTIVE, and QUICK PULSE
- Data File Formats: INTEL HEX, BINARY, MOTOROLA S. and TEKTRONIX HEX
- Programming Functions: READ, WRITE, AUTO, BLANK CHECK, VERIFY

PRINT



Products International
8931 Brookville Rd, Silver Spring MD 20910
Tel: 301-587-7824 • Fax: 800-545-0058
Technical Support: 1-800-654-9838

CALL NOW

800-638-2020



December 1993, Popular Electronics

PE MARKET CENTER CLASSIFIEDS

PLANS-KITS-SCHEMATICS

BUILD — FIVE-digit, ohms, capacitance, frequency, pulse, multimeter. Board and instructions \$9.95. Bagnall Electronics, 179 May, Fairfield, CT 06430.

FM STEREO TRANSMITTER kit broadcasts any audio signal to FM stereo radios throughout your home. Uses unique BA1404 IC. Complete kit: PC board/components — \$24.00. **Visa/MC. TENT-RONIX**, 3605 Broken Arrow, Coeur d'Alene, ID 83814. (208) 664-2312.

ALL-IN-ONE catalog. AM/FM/ham/spy, transmitters/amplifiers, voice disguisers, descramblers, audio/TV/science projects. Start your own licensed/unlicensed radio station, books/plans/kits for import and export. 60 mouth-watering pages for \$1.00. **PAN-COM INTERNATIONAL**, PO Box 130-H12, Paradise, CA 95967.

SURVEILLANCE & COUNTERSURVEILLANCE Electronic Devices

Bugging/Phone Tapping Detectors • Caller IDs
Phone Scramblers • Voice Changers • Shotgun Mics
Vehicle Tracking • Transmitters • Locksmithing • AND MORE!

NEW! 7-hour telephone recording system.
Tapes phone calls automatically. \$125.00



FOR CATALOG SEND \$5.00 TO...
P.O. Box 337, Buffalo, NY 14226 (716) 691-3476

FREE MUSICAL doorbell plans from March 1993 Nuts & Volts magazine. Build for \$8.00! Send SASE. Thumb, Box 344P, Marysville, MI 48040.

DESCRAMBLER BUILT right into your TV. Complete plans and instructions. Send \$15.00 to: Berger Enterprises, Route 6, Box 209T, Murphy, NC 28906.

BROADCAST FARTHER !!!

PLANS ARE SOLD FOR EDUCATIONAL PURPOSES ONLY

The model 1525 is an RF amplifier that connects to mono or stereo FM transmitters and produces a powerful 15-25 watt signal. If coupled to an antenna, this unit could broadcast up to 5 miles or more! Comprehensive plans complete with part source information and broadcast antenna designs.

PROGRESSIVE CONCEPTS 1313 N. GRAND AVENUE, SUITE 291
(909) 626-4969 **WALNUT, CALIFORNIA 91789**

— ONLY \$16

Surface Mount Chip Component Prototyping Kits—

Only \$49.95

INDIVIDUAL VALUES AVAILABLE



CC-1 Capacitor Kit contains 365 pieces. 5 ea. of every 10% value from 1pF to .33µF. CR-1 Resistor Kit contains 1540 pieces. 10 ea. of every 5% value from 10Ω to 10 megΩ. Sizes are 0805 and 1206. Each kit is ONLY \$49.95 and available for Immediate One Day Delivery!

Order by toll-free phone, FAX, or mail. We accept VISA, MC, COD, or Pre-paid orders. Company PO's accepted with approved credit. Call for free detailed brochure.

COMMUNICATIONS SPECIALISTS, INC.
426 West Taft Ave. • Orange, CA 92665-4296
Local (714) 998-3021 • FAX (714) 974-3420
Entire USA 1-800-854-0547

Prototype it..... FAST!

with ProtoQuick 8051 or Z8
Complete single board computers
up to 32K EPROM and 64K RAM
12 sq. in. plated through hole area
RS232 C serial port or DB25 conn.
Q8 5V in EPROM = source code
Assembled, ready to run. 5v only
MS-DOS cross assembler included

\$99.00 each

Software Science
3750 Roundbottom Road
Crestwood, OH 43084 USA
(513) 561-2060

Run prototype applications or experimental hardware from the serial port. WITHOUT PROGRAMMING!

NEW NAMEPLATE KIT! Everything you'll need including easy to follow instructions to make your own nameplates. No mess, just one easy to use developing solution. The new **Self-Adhesive Nameplate Kit NP-610** from Kepco Circuit Systems, Inc. Kit includes: (5) 6" X 10" sheets of nameplate material: (1) red polyester, (1) blue polyester, (1) each of black, red and blue aluminum, developing solution, and sponge. **Only \$38.85** plus \$12.50 shipping and handling. MC, Visa, Amer. EX accepted. Call 1 (800) 325-3878 or (314) 343-1630 in St. Louis, MO.

ETCH PCB's yourself, new technique, no chemicals, easy, cheap, full instructions, sharefare, \$1.00, SASE, Nicknap Products, Suite 297, CN 1907, Wall, NJ 07719.

CABLE DESCRAMBLERS, build your own, SSAVI, gated sync, sinewave, \$14.95. Cabletronics, Box 30502PE, Bethesda, MD 20824.

BUGGED??

EAVESDROPPING is unbelievably widespread! Electronic Devices with amazing capabilities can be monitoring your telephone and room conversations **RIGHT NOW!** Are you sure you're safe? **FREE CATALOG** tells you fast! Includes Free Bonus details on fantastic opportunities now open in Counter-Surveillance field. Exciting, immensely interesting and **EXTREMELY** profitable (up to \$250/hr) full/part-time income. Call Now! **1-800-732-5000**

PC BOARDS in minutes using a laser printer or photocopier. New "Press-n-Peel" technique irons onto standard copper clad board. **ALZATEX-MC**, 6400 SW 213th Ave., Aloha, OR 97007.

\$129 Laser Light Show

This kit displays animation, text, drawings, & music! Includes 2 Galvos, VCO, Computer Interface, Manual & Software listing. Works from parallel printer port.

Computerized Motors \$39*

Includes: 2 Stepper or 4 DC servo motors, Computer interface kit, 32 page training manual & Software listing. Works from parallel printer port.

* Add \$5 for shipping. Computer and Laser not included.

Call for **FREE** Flyer

SVS
Light & Motion
in kit form

1273 Industrial Pky. W#460
P O Box 55125
Hayward CA 94545-0125
510-582-6602

Z80 CONTROLLER boards with schematic, parts list, and info. 32K Eprom, 32K RAM, battery back-up, 32 lines I/O, 4 counter/timers, expansion port. Bare boards — \$27.95. Kit with all components — \$69.00. Henry Smith, 16801 Gaines Rd., Broad Run, VA 22014.

ANTIQUE ELECTRONICS

RADIO TUBES, capacitors, etc. 16 page illustrated catalog \$2.00 (foreign \$3.00). Don Diers, 4276 North 50th Street #MC5, Milwaukee, WI 53216-1313.

CB-SCANNERS

CB OWNERS: echo power mike w/battery wired for any make/model \$49.95. Fact sheet on peaking, mods etc. \$5.00 per. Payment, model # to: Advanced Specialties, Box 1099E, Lodi, NJ 07644.

You Need Tree City USA

City trees add the soft touch of nature to our busy lives. Support Tree City USA where you live. For your free booklet, write: Tree City USA, The National Arbor Day Foundation, Nebraska City, NE 68410.

The National Arbor Day Foundation

EXERCISE

Does Your Heart Good.

American Heart Association

The Television Gray Market

by Henry Eisenon

Scanners & Secret Frequencies

The truth about cable theft!

TV's hidden underground... chips and test devices, bootleg converter boxes, the law, industry countermeasures. Actually identifies hundreds of dealers in products, services, and information. **This book is a MUST!** ALA's *Booklist* calls it "Controversial, but of high interest." *You bet it is!*

\$23.75

Whether you're an expert or beginner, prefer police calls or listening to private conversations, this new 320-page book will help you a lot! Discusses the law, the FCC, aviation, cellular, baby monitors, law enforcement, much more! Here's what the experts say...

"...broad in scope and authoritative..." Bob Grove, Publisher, *Monitoring Times*

"...must reading..." Brian Fenton, *Electronics Now*

"...indispensable tool..." Steve Crum, President, Ace Communications

"...comprehensive, no nonsense..." Bill Cheek, *World Scanner Report*

"Absolutely the best..." Norm Schrein, "Mr. Scanner" \$19.95

Underground Database

\$23.75

This large-format book lists hundreds of *underground* sources for services and products that are legal to make, advertise, sell, buy, and even own, but if you actually *use* them... *look out!*

"Fascinating," *American Survival Guide*

Money order or check:

Credit card orders only:

INDEX Publishing Group

1-800-546-6707

3368 Governor Dr, #273F

San Diego, CA 92122



Add \$3 U.S., \$4 Canada, \$8 elsewhere per book for shipping. CA residents add sales tax. U.S. funds only.

CIRCLE 35 ON FREE INFORMATION CARD

CABLE TV DESCRAMBLER KITS

Universal Descrambler

Includes all the parts and an etched & Drilled PC Board. Not included is AC adaptor or enclosure.....\$69.00

Tri-Mode Descrambler

Includes all the parts and an etched & drilled PC board & AC adaptor. Not included is the enclosure.....\$49.00

SB-3 Descrambler

Includes all the parts & an etched & drilled PC board & AC adaptor. Not included is the enclosure.....\$29.00



Call Toll Free 1-800-258-1134

Visa, MasterCard & COD

**M & G Electronics, Inc., 301 Westminister Street
Providence, RI. 02903**

It is not the intent of M & G Electronics, Inc. to assist any individual to defraud any pay TV operator or to violate any state or federal laws regarding the use of the descrambler kits. You must understand the kits being purchased for educational and or experimental use only.

IT'S NOT WORTH THE WEIGHT.



For better health and fitness,
exercise.

**American Heart
Association**



© 1992, American Heart Association



CONSUMERTRONICS

2011 Crescent Dr., P.O. Drawer 537
Alamogordo, NM 88310

(505) 434-0234, 434-1778

FAX: (505) 434-0234 (if you get answering machine press #7, then *1* any time)

VOICE LINES: 8 AM - 8 PM MST, Mon-Sat

FAX (orders only): 24-hour, 7 days/week

Add \$5 total SH (USA, Canada). All items in stock. COD (UPS cash only), VISA, MCard OK. New Catalog is \$2 w/ order, \$4 w/o (no free catalog). In business since 1971. As seen on TV, etc. John Williams - former Lockheed Senior Engineer, NMSU Professor of Computer Science, NIH Health Physical Educational purposes only.

All software supports all IBM-PC compatible systems (8086 - 80486)

Off-The-Shelf HARDWARE

Van Eck Systems, Automated Tempest Module, KX Radar Emitter, Carjacking Follower, Personal Body Alarm, Voice Disguiser, Hearing Assistor, Shriek Module, EM Countermeasure, Omnimax TENS, 6th Sense Communicator, many nifty Phone Boxes, Bumper Beeper, Subliminal Mixer/Amp, Super MWV Bina Device, Neurophone, Hieronymus Machine, MU Magnetometer, Data Card Reader/Writer, Dwelling Security System, Levitator, Vortex Generator, Ultrasonic Jammer & Receiver, Stealth Paint - more! See our Catalog.

SPECIAL PROJECTS

We design, build, repair, modify, maintain and/or consult on any device, system, process or project - electrical, electronic, computer, phone, mechanical, optical, automotive. Invention prototyping. Confidentiality guaranteed. Describe and include \$25 pre-engineering fee (does not obligate you). Time and cost estimates in 7-10 days.

CELLULAR PHONE PHREAKING

How cellular phones are designed, operated, re-programmed. How cellular systems are vulnerable to hack attacks, and countermeasures. Comprehensively describes modifying NAMs and ESNs (includes specific info. on 30+ popular models), scanning, scanner restorations (includes UHF TV method), freq and channel allocations, roaming, tracking, ECPA - more! \$39.

VOICE MAIL HACKING

How Voice Mail Box (VMB) systems are used and the specific ways they are hacked. Includes ASPEN, MESSAGE CENTER, BIX, GENESIS, EZ, SYDNEY, PHONE MAIL, AUDIX, CINDY, CENTAGRAM, SPERRY LINK, RSVP, etc. Absolutely required for all users and sysops! \$29

PBX HACKING

Thousands of PBXs are hacked to the tune of about \$8 Billion/yr! While our VOICE MAIL HACKING details how VMBs are hacked for "ghun" and profit - including VMS methods for hacking PBXs themselves - "PBX HACKING" addresses ALL issues relating to PBX hacking, including countermeasures! Can your business or agency afford a \$90,000 phone fraud loss (the average loss due to hacked PBXs)? As described in Forbes Magazine. \$39

PHREAKING CALLER ID and ANI

Details on how they work and dozens of effective ways of defeating Caller ID, ANI, '68, '67, and Call Blocking and '67. Also describes Caller ID, Orange, Beige, Cheese and OF Boxes, ESS, SS7, E-911, various CLASS services, CN A, NON PUB DA, CAMA, DNR, 800-ECR, Diverfers, LD Extenders, Centrix - more \$29.

PHONE COLOR BOXES

As designed by Phone Phreaks! 15 phone color boxes described. Dozens of circuits, simulator programs. Plus call forwarding, conferencing, phreak history, 50 useful and legal phone circuit plans - more! \$29.

ROBPHONE AUTODIALER

Powerful, versatile, menu-driven "Wargames" autodialer lets you dial any quantity (up to 10K) or mix of local/long distance numbers in any order, over any length of time, whether busy or answered (your choice) and log the times, commands and results to monitor, printer and/or disk. Quick-dial directory of up to 800 numbers. BUSER redial options. Direct menu command and control. All Result Codes, including VOICE and RINGING. Optional sheet to terminal program upon COMELECT. Exit to menu or DOS (for batching). Manual + Disk \$29.

COMPUTER PHREAKING

TROJAN HORSES, VIRUSES, WORMS, etc. and countermeasures. Includes disk with 360K of hacker text files and utilities, and legendary FLUSHOT+ protection system (Ed. Choice, PC Magazine). Dozens of computer crime and abuse methods and countermeasures. How systems are penetrated. BBS advice, password defeats, glossary - much more! Manual + Disk \$39.

BEYOND VAN ECK PHREAKING

Eavesdropping on VDI and TV video signals using an ordinary TV! Documented in security industry literature. Range up to 1 KM. Plans include both the Consumertronics and the original Top Secret Van Eck designs! \$29.

CRYPTANALYSIS TECHNIQUES

Five powerful menu-driven crypto programs in COBOL and their BAS sources) to analyze, decrypt "secure" ciphertexts. Worked-out examples. Recommended in prestigious COMPUTERS & SECURITY. Manual + Disk \$29.

ULTIMATE SUCCESS MANUAL

Underpaid? Harassed or abused? Manipulated? Taken for granted? Stuck in a dead-end job? Can't find a good job? Expect to be laid off, fired or transferred soon? The ultimate no-holds-barred, looking-after-#1 Machiavellian techniques to find, obtain, negotiate and keep top jobs, pay and benefits. THE RULES OF THE GAME FOR A GAME WITHOUT RULES! From first resume to CEO. \$29.

STOPPING POWER METERS

As reported on CBS' "60 MINUTES": How certain devices can slow down - even stop - watt-hour meters - while loads draw full power! Device simply plugs into one outlet and normal loads into other outlets. Also describes meter stop, overload droop, etc. Plans \$29. THE I.G. MANUAL: External magnetic ways (applied to the meter itself) to slow down and stop watt-hour meters while drawing full loads. Plans. \$19. KW-HR METERS: How watt-hour meters work, calibration, error modes (many), ANSI Standards, etc. Demand and Polyphase Meters. Experimental results to slow and stop meters by others. \$19. Any 2, \$38. All 3, \$59.

AUTOMATIC TELLER MACHINES

ATM crimes, abuses, vulnerabilities and defeats exposed! 100+ methods detailed, includes Physical, Reg. E, cipher, PIN compromise, card counterfeiting, magnetic stripe, false front, TEMPEST, Van Eck, tapping, spoofing, inside job, super-cool, vibration, pulse, high voltage - others. Case histories, law, countermeasures, detailed security checklist, labeled internal photos, figures. ATMs contain up to \$250,000 in cash! Recent \$350,000 ATM crime spree still unsolved! \$39.

CREDIT CARD SCAMS

Cardholders, merchants and banks suffer \$ billions in losses annually because of credit card fraud. Describes every known means of credit card fraud and scams. Protect yourself! \$29.

CONS & SCAMS

Cons & scams fleece Americans of \$100+ billion per year! The most comprehensive survival manual on cons & scams of all kinds - from the classic to the high-tech. Details on 100s and their many variations. Protect yourself! \$29.

HIGH VOLTAGE DEVICES

HV devices plans: Slon Gun, Taser, Prod, Cane, Flasher, Blaster, Zepper, Audio/RF/Radar Jammer, Jacob's Ladder, Plasma & Van de Graaff Gen., Fence Charger, Geiger Counter, Ozone Gen., Fish Stunner, Plant Stim., Kirlian, more! Shocking! \$29.

UNDER ATTACK!

Electromagnetic Interference and Electronic Weapon Attacks cause: Cancer, birth defects, and profound psychological, neurological, cardiovascular and immune system disorders! Destructive to people, animals, plants, equipment! Includes ACTUAL CASES OF EM ATTACKS ON PEOPLE (we investigated!) Includes how to verify and pinpoint EMI and electronic attack sources, and specific countermeasures. \$29. EM BRAINBLASTER: Tutorial and plans for powerful ELECTROMAGNETIC WEAPONS and LAB DEVICES. Optimum circuits, freqs, waveforms, duty cycles, intensities. Thorough. \$29. Both \$49.

RADIONICS MANUAL

Exciting electrical, electronic and electromagnetic therapeutic, diagnostic and preventive devices (mostly experimental). History, descriptions, plans (dozens), availabilities of Radionics Devices from early to modern. While drugs cost \$ Hundreds, electricity costs pennies! \$29. HEAL THYSELF: Plans for 3 major electronic therapeutic devices of types approved by FDA. \$19. Both \$39.

HARD DRIVE MANUAL

Covers all hard drive and controller implementations (emphasis on PCs). How to select, interface, initialize, set up, use, maintain, troubleshoot and repair them. How to protect them from mistakes, sabotage, prying eyes and sticky fingers. How to recover damaged and lost files. How to prevent crashes to begin with. Includes software reviews. Loaded with information, advice, tips. \$29. DISK SERVICE MANUAL: Maintain, troubleshoot, repair, adjust, align floppy drives. No special equipment or software. 3.5"/5.25"/8", PC/XT/AT/386/486, Appie, Commodore, etc. systems. All floppies need regular upkeep. \$29. DISK DRIVE TUTORIAL: Theory, practical facts on floppy drives, disks, installation many tips, recommendations, formatting, interfacing, FCC, etc. \$24. Any 2, \$49. All 3, \$69.

SOFTWARE PROTECTION SYSTEM

Unique system that highly discourages costly software piracy while not interfering with legit archival copies. No known way to defeat. No special equipment required. Simple and automatic to install on your distributed software. Compatible with all other copy-prevention systems. Manual + Disk \$59.

STEALTH TECHNOLOGY

Police radar is fascinating! It also has error rates of 10-20%! Every known error mode - stealth method and material used to minimize radar reflections - tactic and strategy to fight unjust radar tickets (that cost you \$100s in insurance and risk cancellation) - methods to detect and jam signals - fully described! \$29.

SECRET & SURVIVAL RADIO

Optimum survival and security radio equipment, methods, freq allocations and voice/data scrambling/encoding, includes small receivers/transmitters, telemetry, antenna optimizations, remote monitoring and control, security, surveillance, and ultrasonic, fiber-optic and infrared commo. 70+ circuit plans, tables. \$29.

ROCKET'S RED GLARE

How to design and build solid-propellant amateur and survival rockets. Emphasis on formulation, manufacture, installation of propellants, motors, igniters, etc. Includes list of commonly available materials, and the design of launch pads and test beds and their electronics. \$29.

MUTUAL FUNDS PRO (MFP)

Mutual funds (MFs) are the optimum investment for most people today. However, out of 4,000+ MFs only about 10 are worth serious consideration. Many MFs are poor performers that gouge investors with fees. MFP is the best MF analyzer, tracker and picker program available because it is easy to use (menu-driven), full of options, and uses weighting schemes that more accurately reflect the importance of recent data over long past stale data. And MFP takes into consideration all fees, lets you compare MF performances against the S&P500 or any specified interest rate (fc CD), lets you assign an Uninsured Investment Penalty for optimum results, and has powerful sorts. Includes a data file with our pick of the top 100+ performers. Manual + Disk \$39. STOCKPRO: Unique, powerful, shrewd, unconventional stock investment strategy. Professionally created for NMSU, and core of costly consulting package. Manual + Disk \$29. Both \$59.

LASERS

HELIUM NEON FROM \$19
ARGON * BOOKS
CO² * PLANS
OPTICS * LIGHTSHOWS
LASER DIODES
LASER POWER SUPPLIES

LASER USES:
HOLOGRAPHY * LIGHTSHOWS
PRINTING * COMMUNICATION
WEAPON SIGHTS * ALIGNMENT
ALARMS * POINTERS
CUTTING * CONSTRUCTION

FREE CATALOG 1-909-278-0563

MWK INDUSTRIES

198 LEWIS COURT
CORONA, CA 91720

Toner Cartridge Recharge

Kits—Supplies—Service

Everything you need to recharge toner cartridges used with Canon based laser printers and personal copiers.

Use with HP: LaserJet, II, IID, IIP, III, IIIP, IIISI
Apple: LaserWriter, LaserWriter IINT, IINTX, QMS:
Kiss, PS-800, PS-810, Canon: LB-P8A1, A2, II, OKI, NEC, Ricoh, etc
With our Kits—Supplies—Service you can start your own profitable recharge business or just recharge your own cartridges.

Model	Recharge Kits/Supplies	Dealers Please Call	Retail
TR-300	Recharge Kit for CX type laser printer engines.	\$21.95	
TR-302	Recharge Kit for SX type laser printer engines.	\$26.30	
TR-304	Recharge Kit for HP IIP (LPB-4) laser printer.	\$21.95	
TR-325	Recharge Kit for PC-10/12/14/20/24/25 copier..	\$25.50	
TR-370	Recharge Kit for Sharp Z-50/55/70 copier.	\$34.95	
4080	Replacement Toner Kit for Ricoh 4080 laser.	\$35.95ea/5	
6000	Replacement Toner Kit for Ricoh 6000 laser.	\$14.25ea/10	
9710	200 grms of high quality black toner for CX.	\$9.95ea/10	
9730	250 grms of high quality black toner for SX.	\$12.50ea/10	
8011-Blue/Br	200 grms of Blue/Brown toner for CX & SX.	\$22.95ea/10	
8057	150 grms of high quality black toner for PC.	\$10.95ea/10	
Felt-CX, SX	replacement treated felt for all models.	\$0.90ea/10	
SS-CX, SX	seal strips for sealing in toner for reshipping	\$0.85ea/10	
DPP	Drum Padding Powder (pixie dust)	\$12.95	
EverDrum™	OPC drum life extender agent. 40+ applications	\$34.95	
C2094	3M Toner Vacuum with attachments.	\$199.95	

Instructions Available Free to Customers!
Call 800-221-3516 ask for our catalog.

Cheneko Products, Inc.
2221 Fifth Ave., Suite 4, Ronkonkoma, NY 11779
Call: 516-467-3205, Fax: 516-467-3223

BIG News!! - B² LOGIC[®] v 3.0 IS HERE!!! - BIG News!!

ANALOG & DIGITAL

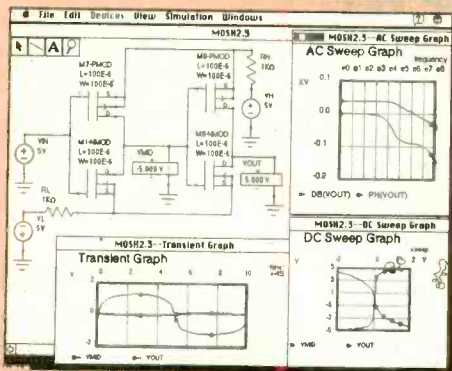
Circuit Design & Simulation

for *Microsoft[™] Windows and the Macintosh[™]*

**NEW
RELEASE**

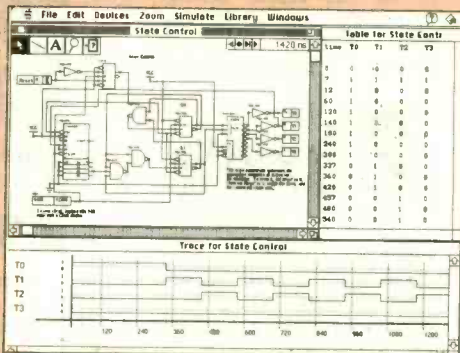
**B² Logic[®]
v.3.0**

**B² Spice[®]
v.1.1**



What is B² Logic 3.0?

B² Logic v.2.2 + EDIF File Format Output + Enhanced PLD Sim. Cap. + New Devices (inc. binary-to-seven segment decoder and one shot) + Print Across Mult. Pgs. + Subcircuit Probing + Table For Sim. Results + Model Primitives with User Def. Prop. + Mult. Document Interface in Microsoft Windows + Rotate Comp. + Check For Fan-Out Violations + More Accurate Power Calc. + Check For Max PulseWidth Violation + more!



**NEW
RELEASE**

TRANSIENT, DC & AC ANALYSES

B² Logic v.3.0... Check it out!!!

"Using B² Logic 2.2... my students have been able to learn more, and go much further than ever before."

-Professor F.S. Hill, Jr. University of Massachusetts, Amherst

B² Spice is "a very good moderately priced program." - Professor Anthony Seigman, Stanford University

• INTEGRATED SCHEMATIC CAPTURE & SIMULATION •

Now in use at over 60 major universities and leading corporations around the world.
(University of Michigan, Stanford, University of Illinois, NASA, Bell Labs... to name a few)


- Program prices start at \$149.00/ea.
- University & Student Pricing Available
- Dealer Inquiries Welcome
- VISA/Mastercard Accepted

Beige Bag Software

715 Barclay Ct. • Ann Arbor, MI • 48105

Ph: (313) 663-4309 • Fax: (313) 663-0725

CIRCLE 140 ON FREE INFORMATION CARD



**CABLE TV
Converters & Descramblers**

Compatible with
**Jerrold, Scientific Atlanta,
Pioneer, Oak, & Hamlin
Equipment**

BRAND NEW!

90-DAY GUARANTEE

LOWEST PRICES

Volume Control & Parental Lockout Available

Greenleaf Electronics

1-800-742-2567

NO ILLINOIS SALES

It is not the intent of Greenleaf Electronics to defraud any pay television operator and we will not assist any company or individual in doing the same.

**Bizarre
ELECTRICAL
Books!**



Official 1934

Shortwave Manual

Build simple but powerful shortwave radios from plans in this 1934 handbook. Includes new chapter showing how to use transistors to replace tubes! Heavily illustrated paperback! Excellent! Only \$15.95

HOW TO ORDER!
Check, MO, Visa, MC.
Handling: 75¢ first book, 25¢ each additional. Money-back guarantee.

LIGHTNING BOLT GENERATORS!
Electrostatic! Build 'em! Also high voltage test equipment, experiments, motors and more! New paperback! Rare info! Only \$8.95

Hammarlund Shortwave Manual
Build 12 different hot shortwave receivers from this 1937 construction manual. Photos, diagrams, text! Wall-to-wall how to! Only \$4.95

MANY OTHERS!
Other great books on getting high power from auto alternators, early television, parts catalogs, Tesla coils, perpetual motion, Tesla's lost inventions, magnets, or unusual electrical instruments, and much more!

UNUSUAL BOOKS!
Build a Solar Cell \$4.95, Static Electricity \$5.95, Radios that Work for Free \$7.95, Wimshurst Machine \$8.95, Experimental Physics \$24.95, Neon Signs \$12.95, Design Induction Coils \$12.95, Armature Winding & Motor Repair \$18.50, LeJay Manual \$6.95, 40,000 Volt Induction Coil \$4.95, more! See Catalog!

Jam-Packed CATALOG! WRITE!
Write for your copy of Lindsay's unusual Technical Books catalog and see for yourself what you've been missing! Send \$1.00 (US & Canada) or \$4.00 foreign airmail. We'll send your catalog immediately! Write today!

Lindsay's TECHNICAL BOOKS
Box 538-WG3, Bradley IL 60915

Send the books indicated. Include a free catalog of other books.

Name _____


Address _____

City _____ St _____ Zip _____

December 1993, Popular Electronics

FINALLY!

UP TO 115 KBAUD SERIAL INTERFACE TO CONTROL YOUR PROJECT FROM AN RS-232 COMPUTER PORT



- Uses ASCII mnemonics from user's program or Procomm, MAC240, etc
- Bin, Hex or Dec formats
- 24 bit programmable I/O lines
- 10 X 8 bits Analog/Digital channels
- 10-10,000 Hz Pulse Width Modulation
- High & Low interrupts
- 3 EASY to use logic interfaces for stepper motors
- Measures relative resistance/capacitance and much, much more!


- I/O 232 KIT*: ONLY \$65
 - ASSEMBLED*: ONLY \$75
- Some connectors not incl
- ASSEMBLED* (all conn. incl.): ONLY \$87
 - Manuals(ref): ONLY \$10

ITC MICROCOMPONENTS INC.

Tel. 1 (403) 486 2377.
 USA: 4009 Carmel Brooks Way, San Diego 92130 CA.
 Canada & Overseas:
 18440-57 Ave Edmonton, Alberta T6M 1Y2.

Tax not incl. All prices in US\$. *Add \$5 for S&H.

Motorless Robots!



Create direct linear action with Muscle Wires® - they actually contract up to 5% when powered! Use them in robots, planes, railroads - anywhere you need small, strong all-electric motion.

Q&A

What are Muscle Wires?

Muscle Wires are highly processed strands of a nickel-titanium alloy called *nitinol*. At room temperature they are easily stretched by up to 5% of their length. When conducting an electric current they return to their original "unstretched" shape with a force thousands of times their weight.

How strong are Muscle Wires?

The force a wire pulls with varies with size, from 35 to 930 grams. For more strength, use several wires in parallel.

How fast can Muscle Wires activate?

They contract as fast as they are heated - as quickly as 1/1000 of a second. To relax, the wire must cool again. Rates of many cycles per second are possible with active cooling.

Flexinol Muscle Wire Specifications

Wire Diameter (μm)	50	100	150	250
Resistance (Ω/m)	510	150	50	20
Contract Force (grams)	35	150	330	930
Typical Current (mA)	50	180	400	1000

How much power do Muscle Wires need?

Power varies with wire diameter, length, and surrounding conditions. Once the wire has fully shortened, power should be reduced to prevent overheating.

What are the advantages of Muscle Wires?

Small size, light weight, low power, very high strength-to-weight ratio, precise control, AC or DC activation, long life and direct linear action and much more!

Get our all new 128 page Book and Deluxe Sample Kit with full plans for Boris and 14 other motorless motion projects. Includes one meter each of 50, 100 and 150 μm diameter Muscle Wire - everything you need to get moving today!

Ask for our FREE Muscle Wires Technical Brochure

TOLL FREE 24 Hour Order Line

800-374-5764

VISA MasterCard

Mondo-tronics

524 San Anselmo Ave. #107-22
 San Anselmo, CA 94960

Questions: 415-455-9330
 Fax: 415-455-9333
 Internet: mondo@holonet.net

New Book & Deluxe Kit

only **\$59.95**

Plus \$5.00 P&H
 CA orders add tax

International Orders Welcome! First Class P&H: \$11.00

PE MARKET CENTER CLASSIFIEDS

MISCELLANEOUS ELECTRONICS FOR SALE

DESCRAMBLERS FOR cable and satellite. Kits and assembled units. All types. Guaranteed. From \$19.95. Free catalog. (212) 330-8035.

DESCRAMBLING SECRETS REVEALED. FREE 24 hour hotline reveals secret satellite and cable descrambling information. (718) 390-7130.

Quality Microwave TV Antennas

WIRELESS CABLE - IFTS - MMDS - Amateur TV
 Ultra High Gain 50db(+) • Tuneable 1.9 to 2.7 Ghz.

- 55-Channel Dish System \$199.95
- 36-Channel Dish System \$149.95
- 20-Channel Dish System \$124.95
- Yagi Antennas Commercial Grid Antenna (not shown) Add \$50.00
- Optional Commercial Components, Custom Tuning Available
- Call or write (SASE) for "FREE" Catalog

PHILLIPS-TECH ELECTRONICS
 P.O. Box 8533 • Scottsdale, AZ 85252
 (602) 947-7700 (\$3.00 Credit all phone orders)
 MasterCard • Visa • American Express • COD's • Quantity Pricing

Dish System
 LIFETIME WARRANTY



OPEN DOOR Student Exchange has been providing intercultural learning opportunities for high school students and families since 1964. Much of our success in bringing visiting foreign students and host families together is the result of our extensive network of local Area Representatives and State Coordinators. Their efforts in promoting student participation, recruiting host families and counseling visiting students, their host families and schools are a vital part of our program.

If you're interested in international education, have the communication and interpersonal skills needed to effectively recruit, promote and counsel, we would like to tell you more about our organization, assignments available in your area, and our expense/compensation packages.

Just call: 1-800-366-OPEN (6736).



250 Fulton Street
 P.O. Box 71
 Hempstead,
 NY 11551

OPEN DOOR STUDENT EXCHANGE



**DON'T GET
SPIKED
BY
HIGH CABLE
RENTAL FEES!**

**IT'S TIME TO OWN YOUR CABLE TV
DESCRAMBLERS &
CONVERTERS**

JERROLD, SCIENTIFIC ATLANTA, ZENITH, PIONEER, TOCOM, OAK, HAMLIN, EAGLE

FOR A FREE CATALOG OR QUESTIONS CALL TOLL FREE

1-800-729-1776

**30 DAY
NO-RISK
TRIAL PERIOD**

**TKA
ELECTRONICS**

**ONE YEAR
WARRANTY
IN WRITING**

7914 WEST DODGE ROAD #334 OMAHA, NE 68137

CIRCLE 129 ON FREE INFORMATION CARD

HOT! NEW!

- DESCRAMBLERS
- CONVERTERS
- COMBINATION UNITS

SCIENTIFIC ATLANTA 8590

Features

- Wireless Remote Control
- Favorite Channel Recall
- Parental Lockout
- Volume Control

BRAND NEW
1 YEAR
WARRANTY

\$259⁰⁰ ^{\$275}
6-10 1-5



SCIENTIFIC ATLANTA 8580

Features

- Wireless Remote Control
- Favorite Channel Recall
- Parental Lockout

BRAND NEW
1 YEAR
WARRANTY

\$199⁰⁰ ^{\$225}
6-10 1-5

**WE'LL BEAT
ANY PRICE!**

ADD ON DESCRAMBLERS

	1-5	6-10
FTB-3	49.00	39.00
TVT OR TBI	55.00	47.00
SA-3	59.00	49.00
KN12-3	59.00	49.00
P 10-3 OR PIO-3+	59.00	47.00
MLD1200-3	49.00	39.00

CONVERTERS

	1-5	6-10
PANASONIC 1453G	75.00	65.00
JERROLD DQN7-3	75.00	65.00
JERROLD 400	49.00	39.00



LATEST DESCRAMBLER MODELS

Add On Descrambler for all JERROLD Systems (Except Base Band) Guaranteed to Work Anywhere Coast to Coast. (Model JD-3)

\$125 ⁶⁻¹⁰
~~\$159~~ 1-5

Add On Descrambler For All PIONEER Systems. Guaranteed to Work Anywhere Coast to Coast. (Model PD-3)

\$125 ⁶⁻¹⁰
~~\$159~~ 1-5

Add On Descrambler For All SCIENTIFIC ATLANTA Systems (Except 8570, 8590, 8600). Guaranteed to Work Anywhere Coast to Coast. (Model SAD-3)

\$89 ⁶⁻¹⁰
~~\$119~~ 1-5




1470 OLD COUNTRY ROAD,
SUITE 315 - P.E.
PLAINVIEW, NY 11803
NO NY SALES

FREE COLOR CATALOG!
1-800-950-9145

Unbeatable Discount Prices

1 YEAR WARRANTY
15 DAY MONEY BACK GUARANTEE

Four Instruments in One Instrument



MT-100


Reg. \$595.

\$399.00

- 1 **Function Generator**
 - Sine, Square, Triangle, Pulse, Skewed Sine, Ramp, TTL
 - 0.02 Hz ~ 2MHz
- 2 **Frequency Counter**
 - 8 Digit LED
 - 1 Hz ~ 100MHz
 - $\pm (1 \text{ Hz} + 1 \text{ dgt.} + \text{Time Base Error})$
- 3 **Power Supply**
 - 3-1/2 Digit LCD
 - Triple output: #1. 0-50V, 0.5A MAX #2. 15V, 1A #3. 5V, 2A
- 4 **Digital Multimeter**
 - 3-1/2 Digit LCD
 - DCV, ACV, Ω , DCA, ACA
 - $\pm (0.5\% + 2 \text{ dpts})$

BEST BUY! O'SCOPES

2 Yr. Parts/Labor Warranty



25 MHz Dual

Reg. \$525.

\$299.00

25 MHz Dual

w/Component Test

Reg. \$595.

\$379.00

40 MHz

Dual/Delay

Reg. \$695.

\$499.00

OS-3304/3324, 25 MHz

- DC to 25 MHz. Dual Channel
- 6" Rectangular CRT with Internal Graticule 10x8cm (Phillips P31)
- Uncalibration LED.
- High Sensitivity 1 mV/div to 20V/div X-Y modes, Z Axis (intensity modulation)
- Rise time 14n Sec. or less.
- Full TV Trigger for TV-V & TV-H
- Acceleration Potential 2kV

OS-3315, 40 MHz Sweep Delay

- DC to 40 MHz. Dual Channel
- Delayed Sweep 100nS to 1 Sec.
- 6" Rectangular CRT with Internal Graticule 10x8cm (Phillips P31)
- Uncalibration LED.
- High Sensitivity 1 mV/div to 20V/div X-Y modes, Z Axis (intensity modulation)
- Rise time 8.5nS or less.
- Full TV Trigger for TV-V & TV-H
- Acceleration Potential 12kV

GoldStar Oscilloscopes

- OS-7020A, 20MHz Dual
Reg. \$525. **\$395.00**
 - OS-902RB, 20MHz
Dual/Read Out
Reg. \$795. **\$595.00**
 - OS-9040D, 40MHz Delay
Reg. \$695. **\$575.00**
 - OS-904RD, 40MHz
Dual/Read Out
Reg. \$895. **\$695.00**
 - OS-8100, 100MHz 8 Trace
Reg. \$1,395. **\$1,145.00**
- Other Models Call for Price

FG-150

Reg. \$395. **\$229.00**



2MHz Sweep / Function Generator
w/Built-in Frequency Counter

- 4 Digit LED Display
- 0.2 Hz ~ 2.0 MHz
- Sine, Square, Triangle, Pulse, Skewed Sine, Ramp, TTL
- Linear or Logarithmic Sweep
- Variable DC Offset Control
- 10 MHz Frequency Counter


Best Buy!
1.0 GHz Counter FC-200
Reg. \$395. **\$199.00**



High Resolution Frequency Counter

- 1.0 Hz ~ 1.0 GHz
- 8 Digit LED Display
- Auto & Manual Range
- Measured Value Hold
- 4 Selectable Gate Times
- Below 20mV Input Sensitivity
- 1m Ω & 50 Ω Input Impedance
- 10:1 Input Switchable Attenuator

Reg. \$199. **\$119.00**



RF Signal Generator, SG-310
100KHz - 150MHz

- 100KHz ~ 150MHz, 6 Ranges.
- Accuracy: $\pm 5\%$
- RF Output: 100 m Vrms (Up to 35MHz Unloaded)
- Modulation
Int. 1KHz (AM) 30%
Ext. 50KHz ~ 20KHz
- Audio Output: 1KHz Min 2 Vrms


Reg. \$199. **\$119.00**



Audio Generator, AG-350
10Hz ~ 1MHz

- 10Hz ~ 1MHz, 5 Ranges.
- Accuracy: $5\% \pm 2$
- Output Impedance: 600 Ω
- Sine Wave Output
 - Range: 10Hz ~ 1MHz
 - Output Voltage: 8 Vrms
- Square Wave Output
 - Range: 10Hz ~ 100KHz
 - Output Voltage: 15Vp-p


Reg. \$249. **\$159.00**



DC Power Supply, PS-500
0-30VDC, 0-3A

- 0 ~ 30VDC Continuously Variable
- Regulation: $\leq 0.01\% + 3mV$
- Ripple Voltage: p-p $\leq 2m$ Vrms; $\leq 1mV$
- 0.1A ~ 3A Constant Current
 - Regulation: $\leq 0.2\% + 3mA$
 - Ripple Current: $\leq 3m$ Arms
- Short Circuit Overload Protection w/Indicating Lamp

Reg. \$399. **\$289.00**



DC Power Supply, PS-540
0-16VDC, 0-10A

- 0 ~ 16VDC Continuously Variable
- Regulation: $\leq 0.01\% + 3mV$
- Ripple Voltage: p-p $\leq 2m$ Vrms; $\leq 1mV$
- 0.1A ~ 10A Constant Current
 - Regulation: $\leq 0.2\% + 3mA$
 - Ripple Current: $\leq 3m$ Arms
- Short Circuit Overload Protection w/Indicating Lamp

Oscilloscope Probes
Switch Selectable
X1 / X10



HP-9060, 60MHz
Reg. \$29. **\$15.00**

HP-9150, 150MHz
Reg. \$49. **\$22.00**

HP-9250, 250MHz
Reg. \$59. **\$29.00**

Auto Bargraph w/Holster



DM3200
Reg. \$99.
\$59.00

- Auto & Manual
- 3-1/2 Digit
- 32 Seg. Bargraph
- Diode Test
- Continuity Beeper
- Data Hold
- Auto Power Off
- Low Battery Mark
- Over Range Mark
- Holster



DM3000
Reg. \$69.
\$44.00

DM3050
Reg. \$99.
\$54.00

DM3100
Reg. \$99.
\$54.00

Multimeter
Multi-Function w/Holster

- 3-1/2 Digit
 - 1.5" Big LCD
 - Heavy Duty, 20A
 - Capacitance
 - TR-hFE
 - Diode
 - Low Battery Mark
 - Over Range Mark
 - Protective Holster
 - Tilt Stand
- DM3050 Only
- Frequency
 - Continuity Beeper
- DM3100 Only
- Temperature w/ Optional Probe
Reg. \$15 **\$8.00**
 - Continuity Beeper

BMC Your Best Source for
High Standard Electronics

13700 Alton Pkwy., Ste. 154-282
Irvine, CA 92718

Order & Free Catalog

800-532-3221

(714) 586-2310 Fax (714) 586-3399

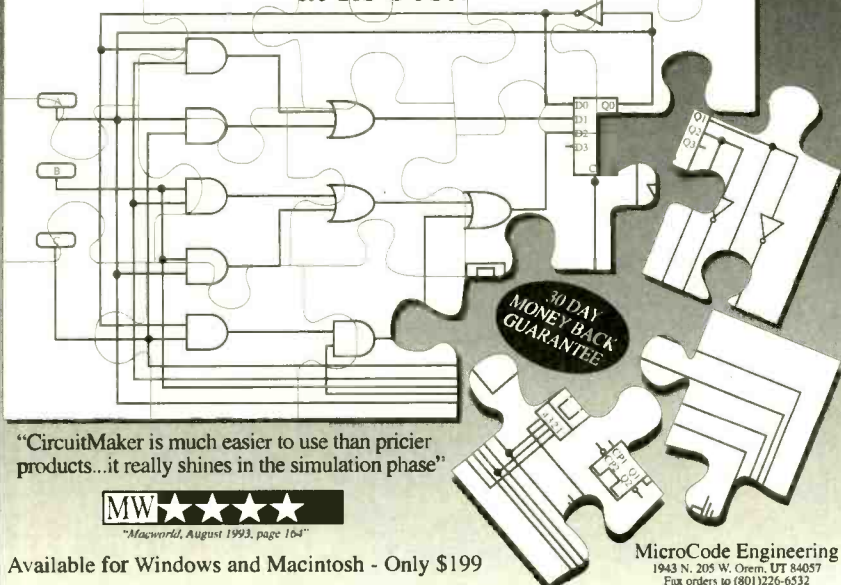


CIRCLE 30 ON FREE INFORMATION CARD

Don't let circuit design puzzle you!

CircuitMaker™

Schematic layout and digital simulation
at its best!



"CircuitMaker is much easier to use than pricier products...it really shines in the simulation phase"




"Macworld, August 1993, page 164"

Available for Windows and Macintosh - Only \$199

Call Today (801)226-4470


MicroCode Engineering
1943 N. 205 W. Orem, UT 84057
Fax orders to (801)226-6532



FCC LICENSE PREPARATION

General Radiotelephone
Radiotelegraph
Amateur Radio Licenses

We offer the most up-to-date study materials available. Our formats include: tests, audio programs, and video programs. Q & A Disks



WPT PUBLICATIONS

7015 N.E. 61st Ave.
Vancouver, WA 98661
(206) 750-9933

Build or Upgrade Your PC!


PC-Build specializes in computer kits and components. Our staff of system consultants will work with you to develop the machine you're looking for, at the right price. You can choose one of our standard kits or create your own machine using our custom kit option.

Our kits are 100% compatible PCs that perform as well as (or better than) a comparably configured Compaq or Dell (Based on Norton SI ratings). But you get more than just a fast PC. You go inside the case and learn hardware secrets by doing it yourself. Future upgrades and repairs are a snap -- after all you've built it yourself!

You can't beat our services. We offer:

- A full line of FCC class B approved kits (from 386SX to 486DX)
- 30 day "You Can Build It" guarantee
- Our famous step-by-step instruction manual with special sections on Computer Basics and Troubleshooting
- Integrated kit building video
- 1 year warranty on parts
- Top quality components from manufacturers like Seagate, Chinon, and Hewlett Packard
- One of the best technical support hotlines in the business

VESA Local Bus
Available NOW!



"What gets lost in today's preconfigured buying is the very essence of the computer kit -- understanding what is inside the case and learning how the components all work together.

If you want to teach someone how a computer works and, more importantly, how to build one from scratch, this is one way to learn and get a real working computer in the bargain. The lesson can be invaluable."

Computer Shopper
March 1993

Call today for more information: **1-800-798-6363**

1993 Discovery Curve, Inc. All brands and product names are trademarks of their respective companies. All rights reserved.

PC-Build
COMPUTER KITS

Discovery Curve, Inc.
85 Franklin Street
Needham, MA 02194
(617) 449-7575 FAX (617) 449-8444

The Leader in "Build It Yourself" Computers

Don't Despair...REPAIR!

Here's how to troubleshoot and repair your electronics successfully!



You Can Be Your Own Repair Expert!

For VCRs, camcorders, audio equipment, TV equipment, computer hardware, office equipment, home appliances, automobile electronics, and outdoor equipment.

- Pinpoint and analyze problems quickly.
- Successfully complete repairs with hands-on troubleshooting instructions.
- Become skilled understanding flowcharts and schematic diagrams.
- Confidently use test equipment such as oscilloscopes, frequency counters, and video analyzers.
- Keep your equipment in top condition with effective preventive maintenance techniques.

Continue to Broaden Your Repair Expertise!

You'll receive quarterly supplements, up to 160 pages, with new step-by-step repair and maintenance instructions, valuable schematics and new repair techniques. Learn how to repair a growing variety of appliances with hands-on repair projects that will keep you up-to-date with later models and technology. You'll be thrilled with your ability to repair a growing list of electronic equipment! Supplements may be returned or cancelled at any time.

Free Schematic Service!

Build a schematic library at no cost to you. As a paid subscriber you'll receive valuable coupons for your choice of schematic diagrams. No more hassles identifying manufacturers and ordering costly schematics from different sources! Redeem your coupons - through us - any time!

Order today for your 30-day, no-risk review of The Electronics Repair Manual.

For Faster Service Call TOLL-FREE

1-800-222-WEKA

Or Fax To: 1-203-622-4187

CIRCLE 133 ON FREE INFORMATION CARD

One Source For All Your Repair Needs!

Better organized than a magazine, more current than a book.

- 900-page manual
- easy-to-follow, detailed instructions
- trouble analysis flowcharts
- safety precaution checklists
- comprehensive replacement parts list
- directory of manufacturers



Order your copy today!

MONEYBACK GUARANTEE

There's no risk in trying the **ELECTRONICS REPAIR MANUAL** to see if it's right for you. If you are not delighted, simply return the manual after the 30-day trial period and receive a prompt refund.



97 Indian Field Rd.
Greenwich, CT 06830

YES! Please rush me a copy of the new Electronics Repair Manual for only \$59.95 + \$5.50 shipping and handling. I understand that if I am not satisfied I may return the manual within 30 days for a complete refund. Supplements are sent quarterly for 25¢ per page (never more than \$30) and may be returned or cancelled at any time.

- My payment is enclosed Bill me later
 Charge my Visa MasterCard

Acct. No. _____ Exp. Date _____

Signature _____

Phone () _____

Name _____

Address _____

City _____ State _____ Zip _____

All payments must be in U.S. funds. Canada add \$10. All other countries add \$15. CT residents add 6% sales tax.

Mail to: WEKA Publishing, 97 Indian Field Rd.,
Greenwich, CT 06830

Signature and phone number are required for all orders.

400066

December 1993, Popular Electronics

CABLE TVDESCRAMBLERS

Best Prices in the U.S.A.! Guaranteed to Work!

WE WILL BEAT ANY PRICE!



JERROLD PANASONIC SCIENTIFIC ATLANTA PIONEER

The Newest & the Latest

DMTB-A - all Jerrold Impulse & Starcom series
 SA3-DFA - all Sci. Atlantas incl. 8536, 8536+, 8580, Drop-field
 PN-3A - all Pioneer systems

ALSO FTB3, SA3, TZPC145G
 24 HR. SHIPMENTS FREE CATALOG 30 DAY MONEY BACK GUARANTEE


1-800-772-6244 M-F: 9-6 EST

U.S. Cable TV, Inc. Dept.: KPE123
 4100 N. Powerline Rd, Bldg. F-4 Pompano Beach FL 33073
 NO FLORIDA SALES!

CIRCLE 141 ON FREE INFORMATION CARD

BUILD YOUR OWN LASER!

HAND HELD LASER



- Brilliant 3-mW Visible Red Laser Light
- Compact Size: 1" Dia x 5" Long
- Step-By-Step Instructions
- 9-Volt DC Operation
- ALL Parts Included

- Optic Experiments
- Communications
- Holography
- Gun Sights
- Security
- Laser Light Shows

Order: LASER-KIT...\$89+\$5 S&H

AMAZING!!!
 LASER LIGHT SHOW

- Create Thousands Of Fascinating Patterns
- Hand-Held Remote Control Unit
- Detailed, Step-By-Step Instructions
- Educational & Fun To Build
- Requires LASER-KIT, Above



Order #: LASER-SHOW...\$99 + \$5 S&H




Call NOW
 To Order!



LNS
 TECHNOLOGIES

20993 Foothill Blvd
 Suite 307K
 Hayward, CA 94541
 (510) 886-9296



The Pocket Programmer


The portable Eprom programmer that uses the printer port of your PC instead of an internal card. The software has 24 easy to use functions and programs 27/25/28/68764 & Cmos from 16K (2K x 8)—2M (256K x 8) Eproms (32 pin socket, UpGradeable to 8Meg). Adapters available for MCU's, 40-Pin Eproms. 5-Gang and Eprom Emulator to 32K x 8.

\$129.95

Box 13723
 Edwardsville, KS 66113
 (913) 422-2094

Add \$3.00 for shipping.
 Add \$3.75 for COD.
 Visa/Master Charge

INTRONICS, INC.



Model 1010 Digital Sweep/Function Gen.
\$289

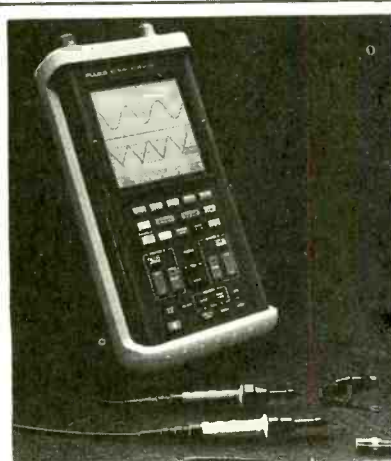
Finally, digital frequency and waveform synthesis at a price everyone can afford. Sine, Square, Triangle, Ramp, Pulse AM and FM modulation - All under full digital control with 9 programmable memory setups. 0 to 8 MHz at 50 parts per million frequency accuracy. Alphanumeric display 30 Day money back guarantee. One year parts and labor

- Model 4010 Digital Function Generator **\$189**
- Model 2010 1 GHz Frequency Counter **\$249**
- Model 3010 2.4 GHz RF Freq. Gen. **\$389**

All prices subject to change without notice

Videospectra
 P.O. Box 755
 Agoura, CA 91301

(800) 835-8335



With X10 attenuation and full insulation, ITT Pomona has introduced a family of insulated Oscilloscope Probes that are designed to provide a value-added directly interchangeable replacement alternative to factory-supplied probes with the Fluke ScopeMeter™ series of test instruments. Model 6033 Insulated Scope Probe Kit provides X10 fully insulated probes with overvoltage protection to 600 Volts at overvoltage category II, 250MHz rating and insulated BNC connector for direct scope or ScopeMeter attachment.

ITT Pomona Electronics
 1500 E. Ninth Street
 Pomona, CA 91766-3835
 (909) 469-2900, FAX (909) 629-3317

CIRCLE 145 ON FREE INFORMATION CARD

MARYMAC®

The New Realistic®
PRO-43 Scanner

Radio Shack®

PHONES

Our 17th year of DISCOUNTS
Toll Free 800-231-3680

PRO-43 List \$349.95

Our Delivered Price \$290.00

We discount everything in the RS catalog

22511 Katy Fwy.
 Katy (Houston), TX 77450
 1-713-392-0747 FAX 713-574-4567



Get instant tech information FREE from your Fax or Computer!
You can obtain specs, freq. info, software and more from our automated services. For fax facts, call from your stand alone fax machine and follow the voice prompts. Use the BBS from your modem of fax/modem equipped computer. Dial 317-849-8683 for fax back service, or dial 317-579-2045 for our computer bulletin board service

Scanner with Shortwave

NEW Yupiteru 8-1300MHz
Mobile or Hand Held
Units. \$399.00, each.

Top rated receivers from Japan now available in the USA. Tune down to 100KHz. Sensitivity guaranteed from 8MHz up. 200 scan channels. AM/NFM/WFM. No gaps, no cut-outs. Mobile is super slim line. AC/DC. Order MVT8000, includes antenna, mbl mnt. Order MVT7000 for the hand held. Complete with Ni-Cads, Charger, antenna & earphone. Fax fact document #275

Hand Held Scanners

AOR 900 \$249.95
100 Channel 800 MHz
Five scan banks 5 search banks. Covers 27-54, 108-174, 406-512 and 830-950 MHz (no cell lock). Features scan, search, delay, priority, permanent memory, lockout, backlight, & keylock. Includes AC/DC adaptor, belt clip, antennas, & Nicad. Size: 5 3/4" x 2W x 1 1/2". Wt: 12oz.. Fax fact document #650



Total Coverage Radios

AOR AR1000XLT
\$449.00
AM Broadcast to Microwave
1000 Channels



500KHz to 1300MHz coverage in a programmable hand held. Ten scan banks, ten search banks. Lockout on search and scan. AM plus narrow and broadcast FM. Priority, hold, delay and selectable search increment of 5 to 995 KHz. Permanent memory. 4 AA ni-cads and wall plus cig charger included along with belt clip, case, ant. & earphone. Size: 6 7/8 x 1 3/4 x 2 1/2. Wt 12 oz. Fax fact document # 205

Continuous Coverage

Bearcat 2500XLTA hand held.....\$369.00
Bearcat 8500XLTC mobile.....\$389.00
Bearcat 890XLTB mobile.....\$279.00
29-1300MHz, 500 ch. in 8500, 400 in 2500. 890 has 200 ch & 29-956MHz All cell locked. Spring delivery. Fax Fact#420

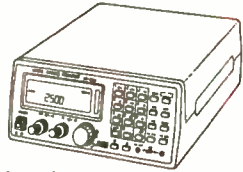
Mobile Scanners

Bearcat 760XLTM
\$249.95
100 Channel
800 MHz



Five banks of 20 channels each. Covers 29-54, 118-174, 406-512 and 806-954MHz (with cell lock). Features scan, search, delay, priority, CTCSS option, lockout, service search, & keylock. Includes AC/DC cords, mounting bracket, BNC antenna. Size: 4 3/8 x 6 15/16 x 1 5/8. Weight: 4.5lbs. Fax fact document #550

AR 2500
\$449.00
2016 Channels
1 to 1300MHz
Computer Control



62 Scan Banks, 16 Search Banks, 35 Channels per second. Patented Computer control for logging and spectrum display. AM, NFM, WFM, & BFO for CW/SSB. Priority bank, delay/hold and selectable search increments. Permanent memory. DC or AC with adaptors. Mtng Brkt & Antenna included. Size: 2 1/4" x 5 5/8" x 6 1/2". Wt. 1lb. Fax fact #305

AR3000
\$1195.00
400 Channels
100KHz to 2036MHz



Patented computer control, top rated receiver in its class, offers AM, NFM Wide FM, LSB, USB, CW modes. RS232 control. 4 priority channels. Delay & hold & Freescan. AC/DC pwr cord and whip ant. Size: 3 1/7" x 5 2/5" x 7 7/8". Wt 2lbs., 10oz. Fax fact document #105

NEW AOR AR1500
\$499.00.
Full Coverage with SSB
and 1000 Channels.



500KHz to 1300MHz. Ten scan banks, ten search banks. Search lock and store. BFO. 2 Antennas. AM/NFM/WFM. Selectable increments. Tons of features, small size: 5 7/8 x 1 1/2 x 2. Wt 14 oz. Fax fact document # 250

Bearcat 200XLTN

\$229.95 200 Channels 800MHz
Ten scan banks plus search. Covers 29-54, 118-174, 406-512 and 806 956MHz (with cell lock). Features scan, search, delay, 10 priorities, mem backup, lockout, WX search, & keylock. Includes NiCad & Chrg. Size: 1 3/8 x 2 11/16 x 7 1/2. Wt. 32 oz. Fax Facts # 450



Bearcat 100XLTN 100Ch H/L/U..... \$159.95
Bearcat 70XLTP 20Ch H/L/U..... \$139.95
Bearcat 55XLTR 10 Ch H/L/U..... \$ 99.95

Coverage of above hand holds is: 29-54, 136-174, 406-512 except 100 which also adds 118-136 Air Band. Fax facts #475

Table Top Scanners

Bearcat 855XLTE 50Ch w/800..... \$159.95
Bearcat 142XLM 10Ch H/L/U..... \$ 84.95
Bearcat 147XLJ 16 Ch H/L/U..... \$ 89.95
Bearcat 172XM 20Ch H/L/U/Air..... \$124.95
Bearcat 210 16Ch H/L/U/Air..... \$129.95
Coverage of above units is: 29-54, 136-174, 406-512, plus Air in 172 and 210 and air plus 800MHz in the 855. Fax facts #675

Bearcat 800XLX
\$219.95
12 bands and 40 channels with 800MHz and nothing cut out. AC or DC. Fax facts #690



Accessories & Etc.

- Mag Mount Mobile Ant MA100..... \$ 19.95
- Base Ant. 25-1000MHz AS300..... \$ 59.95
- Pre-Amp .1-1500MHz GW2..... \$ 89.00
- Downconverter 800 to 400 DC89..... \$ 89.00
- Base Discone Ant DA300..... \$ 89.00
- External Speaker MS190/opt. amp.... \$ 19.95
- Old Scanner Repair, all brands..... \$ CALL
- Extended Warranties..... \$ CALL
- Frequency Info FaxFact/Modem..... \$ FREE
- Frequency Books..... \$ CALL

2 Way Radios

VHF hi band programmable mobiles as low as \$299.95. Call for quotes or Fax Fact #775

Toll Free, 24 Hours! 800-445-7717 Fax Orders 800-448-1084 Fax Facts 317-849-8683

Computer BBS Modem & Fax/Modem, 317-579-2045. Toll Free Tech Support, Dial 800-874-3468
International Fax: en Espanol, en Francais, und auf Deutsch, or just fax in plain English to: 317-849-8794



ACE Communications 10707 East 106th Street, Fishers, IN 46038
Service & Support hours: Mon.-Fri. 9AM to 6PM, Sat. 10-4 EST. Mastercard, Visa, Checks, Approved P.O.'s & COD (add \$5.50) & AMEX (add 5%). Prices, specifications and availability subject to change. Flat rate ground shipping and handling charge only \$5.95 per unit. Express Air only \$8.95, for most units, to most locations. One week trial, no returns accepted two weeks after original receipt without substantial restocking charge. All units carry full factory warranty. Indiana residents add 5 per cent sales tax.



FLY IT! ONLY \$8.95

CIRCLE 25 ON FREE INFORMATION CARD

www.americanradiohistory.com

December 1993, Popular Electronics

50C1

EARN MORE MONEY!

Be an FCC LICENSED ELECTRONIC TECHNICIAN!



No costly school. No commuting to class. The Original Home-Study course prepares you for the "FCC Commercial Radiotelephone License." This valuable license is your professional "ticket" to thousands of exciting jobs in Communications, Radio-TV, Microwave, Maritime, Radar, Avionics and more...even start your own business! You don't need a college degree to qualify, but you do need an FCC License.

No Need to Quit Your Job or Go To School
This proven course is easy, fast and low cost! **GUARANTEED PASS**—You get your FCC License or money refunded. **Send for FREE facts now. MAIL COUPON TODAY!**

COMMAND PRODUCTIONS

FCC LICENSE TRAINING, Dept. 210
P.O. Box 2824, San Francisco, CA 94126
Please rush FREE details immediately!

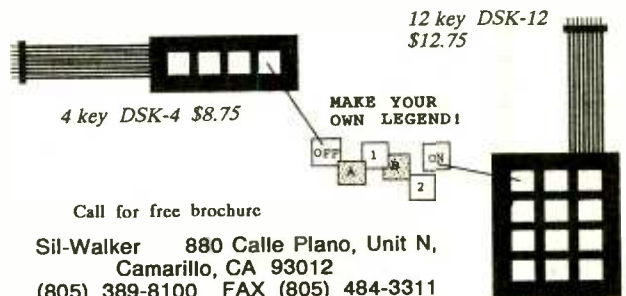
NAME _____
ADDRESS _____
CITY _____ STATE _____ ZIP _____

FAX DIRECTORY LISTING

COMPANY	FAX NUMBER
Alfa Electronics, Inc.	(609) 275-9536
All Electronics Corporation	(818) 781-2653
Alltronics	(408) 943-9776
A.M.C. Sales, Inc.	(303) 494-4924
Communications Specialists, Inc.	(714) 974-3420
C&S Sales, Inc.	(708) 520-0085
Contact East	(508) 688-7829
Exttech Instruments	(617) 890-7864
Howard W. Sams & Company	(317) 298-5604
Interactive Image Technologies Ltd.	(416) 368-5799
Jameco	(800) 237-6948
Kepto Circuit Systems, Inc.	(314) 343-0668
Lake Sylvan Sales, Inc.	(612) 895-9454
M.D. Electronics	(402) 392-0991
Midwest Laser Products	(708) 430-9280
Moody Tools, Inc.	(401) 885-4565
Mouser Electronics	(817) 483-0931
M.M. Newman Corporation	(617) 631-8887
North Country Radio	(914) 576-6051
People's College of Independent Studies	(407) 847-8793
Somerset Electronics, Inc.	(407) 773-8097
T.K.A. Electronics	(402) 697-0799
Weka Publishing, Inc.	(203) 622-4187

MEMBRANE SWITCH KITS!

These highly durable water resistant flat-panel keypads can be assembled in minutes with YOUR legend! Available in 4, 12, 16, 24 & 40 Key models. Steel "clickdomes" optional. Connector and bezel included.



Call for free brochure

Sil-Walker 880 Calle Plano, Unit N,
Camarillo, CA 93012
(805) 389-8100 FAX (805) 484-3311

Popular Electronics® **F A X** **FORM**

DIRECT READER/MFR CONTACT



**Need data
in a hurry?**

Don't worry!

Just clip this form
carefully along
the dotted lines,
fill it out
(PLEASE PRINT)
and fax it
to the company
of your choice today!

**For fastest response,
please send
directly
to manufacturers.**

**Fax numbers are on
the page to the left.**



If you need
more than one
form, please
make copies
of this
original.

Popular Electronics provides this fax form as a service to its readers. A quick response from you indicates your company's willingness to do business with the sender.

Popular Electronics **FAX RESPONSE**

TO: _____
Company Name Fax Number

I urgently need more information about your _____ products.

I saw your products on Page _____ in the _____ issue of **PE**;
(Month/Year)

ADDITIONAL NOTE:

FROM: _____
Sender's Name Title

Company Name: _____

Street _____

City Country

Phone Fax

We are a(n) manufacturer service center engineering company
 R&D center/laboratory other ()

Popular Electronics®

500-B Bi-County Boulevard, Farmingdale, NY 11735 Tel: 1-516-293-3000 Fax: 1-516-293-3115

December 1993, Popular Electronics

CELLULAR TELEPHONE MODIFICATION HANDBOOK

*How do you have two cellular phones with just
ONE NUMBER?*

- How hackers have exploited cellular phones!
- Techniques for decoding & changing NAMS and ESNS.
- Where to buy programming devices.
- Instructions on how to change phone numbers on all models.
- Cellular phone manufacturer's ESN codes
- Now with free software to convert Radio Shack, Nokia, Tandy and Mobira phones!



FREE TECHNICAL SUPPORT!

We now offer Cellular Phones cloned with your existing number! Buy a handheld, transportable or car mounted phone ready to go and have only one monthly bill!

Don't Get Ripped Off!

Before you buy our competitor's manual, call and ask if they offer **FREE TECHNICAL SUPPORT**

SPY SUPPLY

Find out why the CIA - FBI - DEA - SECRET SERVICE

Have ordered from our catalog
To receive yours, send \$5.00 to:

SPY SUPPLY

1212 Boylston St. #120
Chestnut Hill, MA 02167

Complete Manual only \$79.95 M.O. or C.O.D. to
SPY SUPPLY, 1212 Boylston St. #120, Chestnut Hill, MA 02167 (617) 327-7272

Sold for educational purposes only

ALFA ELECTRONICS

**HIGH QUALITY TEST EQUIPMENT
BEST PRICE**



DMM 2360
\$119.95
DMM + LCR Meter
Most Versatile DMM
Inductance: 1 μ H-40H
Capacitance: 1pF-40 μ F
Frequency: 1Hz - 4MHz
Temperature: -40 - 302 °F
TTL Logic Test 20MHz
Diode, Continuity
Volt, Amp, Ohm
3999 count display
Peak Hold
Auto power off
Ruggedized case.
Rubber Holster \$8.00



DMM 175A \$67.95
DMM with 20 MHz
Frequency Counter
Most Popular DMM
Freq. Counter 1Hz-20MHz
DCV 0.1mV-1000V
ACV 0.1 mV-750V
ACA/DCA 0.1 μ A-10A
Resistance 0.1 Ω -2000M Ω
Capacitance 1pF-20 μ F
TTL Logic test 20 MHz
Transistor HFE test
Diode test, LED test
3 1/2 digit display
10 M Ω impedance
Soft case \$3.00, deluxe case \$5.00



Fluke Multimeter
Fluke 12 \$79.95
Holster C-10 \$10
Fluke 70 II \$65
Fluke 73 II \$90
Fluke 75 II \$127
Holster C-70 \$15
Fluke 77 II \$147
Fluke 79 II \$167
Fluke 29 II \$167

Fluke 83 \$225
Fluke 85 \$259
Fluke 87 True RMS \$285

Fluke 97 Scope Meter \$1750



LCR Meter 814
\$199.95
The Best Handheld
LCR
Inductance: 0.1 μ H-200H
Capacitance: 0.1pF-20,000 μ F
Resistance: 1m Ω -20M Ω
1% basic accuracy
Dissipation factor indicates leakage in capacitor and Q factor in inductor
Zero adjustment to reduce parasitics from test fixture
Best for high frequency RF and surface mount components.
SMD and chip component test probe
\$25.00, Deluxe carrying case \$5.00




LCR Meter 195
\$119.95
Very Popular LCR
Inductance: 1 μ H-200H
Capacitance: 0.1pF-200 μ F
Resistance: 0.01 Ω -20M Ω
Basic accuracy R: 1%, C: 2%, L: 3%
Test frequency 1 kHz
Soft carrying case \$3.00
Deluxe case \$5.00




Capacitance Meter 7705
\$57.95
0.1 pF-20,000 μ F in 9 ranges
0.5% basic accuracy
Zero adjustment \pm 20pF to compensate parasitics from test fixture

Also Available:
Heavy duty DMM, AC/DC clamp meter, Thermometer, Light meter pH meter, High voltage probe Digital caliper, Anemometer Electronic scale, Force gauge Tachometer, Humidity & EMF adapter, Sound level meter Frequency counter, SWR/field strength/power meter, Dip meter




20 MHz Oscilloscope with Delay Sweep PS-205
\$429.95
Dual Trace, Component test, 6" CRT, X-Y Operation, TV Sync, Z Modulation, CH2 Output, Graticule Illum, 2 probes each has x1, x10 switch. Best price with delay sweep.
PS-200 20 MHz DUAL TRACE \$339.95
PS-400 40 MHz DUAL TRACE \$494.95
PS-405 40 MHz DELAY SWEEP \$589.95
PS-605 60 MHz DELAY SWEEP \$789.95


20 MHz Digital Storage Oscilloscope DS-203 \$729.95
Switchable between digital and analog modes
2 K word per channel storage
Sampling rate: 10 M sample /sec
8 bit vertical resolution (25 Lerel/div)
Expanded Timebase 10ms/div - 0.5 s/div
Refresh, Roll, Save all, Save CH2, Pre-Trig Plotter Control



DC Power Supply PS-303
\$159.00
0-30 VDC, 0-3A output
0.02% + 2mV line regulation
0.02% + 3mV load regulation
1 mVrms noise and ripple
Short circuit and overload protected
PS-8200 with digital voltmeter \$179.00
Also available: 30V/5A, 60V/3A, 60V/5A, 16V/10A, 30V/10A



DC Power Supply Triple Output PS-8202
\$499.95
Two 0-30 VDC, 0-3A outputs
One fixed 5VDC, 3A output
Capable of independent or tracking operation
Constant voltage and constant current mode
Four digital meters for volt and current display
Excellent regulation and low ripple
Short circuit and overload protected
Also available: 30V/5A triple output \$549.95
60V/5A dual tracking \$749.95



RF SIGNAL GENERATOR SG-4160B
\$119.00
100 kHz-150MHz sinewave in 6 ranges
RF Output 100mVrms to 35 MHz
Internal 1kHz, External 150kHz
AM modulation
Audio output 1 kHz, 1 Vrms



RF SIGNAL GEN./COUNTER SG-4162 AD
\$229.95
Generates RF signal same as SG-4160B
Frequency counter 1Hz - 150 MHz for internal and external source
Sensitivity <50mV

AUDIO GENERATOR AG-2601A
\$119.00
10Hz - 1MHz in 5 ranges
Output: 0-8Vrms sinewave
0-10Vp-p squarewave
Synchronization: \pm 3% of oscillation frequency per Vrms
Output distortion:
0.05% 500Hz - 50kHz
0.5% 50Hz - 500kHz
Output impedance: 600 ohm

AUDIO GEN./COUNTER AG-2603AD
\$229.95
Generates audio signal same as AG-2601A
Frequency counter 1Hz-150MHz for internal and external sources
Sensitivity <50mV

FUNCTION GENERATOR FG-2100A
\$169.95
0.2 Hz - 2 MHz in 7 ranges
Sine, square, triangle, pulse and ramp
Output: 5mV-20Vp-p
1% distortion, DC offset \pm 10V
VCF: 0-10V control frequency to 1000:1

FUNCTION GEN./COUNTER FG-2102AD
\$229.95
Generates signal same as FG-2100A
Frequency counter 4 digits
Feature TTL and CMOS output

SWEEP FUNCTION GEN./COUNTER
\$329.95
0.5Hz to 5 MHz in 7 ranges
Sweep: Linear 10:1/Log 10:1 20ms to 2s
AM Modulation
Gated Burst, Voltage Control Generator
Generator Control Voltage & 6 digit counter
1Hz-10MHz for internal & external sources

ALFA ELECTRONICS
741 Alexander Rd., Princeton, NJ 08540

(800) 526-2532/(609) 520-2002 15 DAY MONEY BACK GUARANTEE. 1 YEAR WARRANTY
FAX:(609) 520-2007
CALL OR WRITE FOR FREE CATALOG AND BEST OFFER.
Visa, Master Card, American Express, COD, Purchase Order Welcome

CIRCLE 26 ON FREE INFORMATION CARD

HRS. M - F 9-4 PST NO. N.V. SALES

OAK HAMLIN

JERROLD PIONEER

SCIENTIFIC ATLANTA

90 DAY + GUARANTEE

Call Me Today

1 800 847 3773

OUR PRICES

IS HONESTLY APPRECIATED

BUSINESS

WHERE OUR VALUED CUSTOMERS'

TELEVISION DISTRIBUTORS

TONY TALLIS ORIGINAL



IMPROVE YOUR IMAGE

Copy Any Tape!



The Intelstar VS-400 defeats copyguard technology to give you crystal-clear copies of your favorite pre-recorded tapes.

- Connects easily to any VCR
- Durable metal casing
- Gold-plated cables

Enjoy complete freedom from copyguard technology. Order now -- only \$59.95 plus \$6.00 S & H.

800-829-7746

1971 E. 5th St., #101 • Tempe, AZ 85281
(602) 829-8110

One tree can make 3,000,000 matches.

One match can burn 3,000,000 trees.



A Public Service of The Magazine & The Advertising Council

PE MARKET CENTER CLASSIFIEDS

AUDIO-VIDEO-LASERS

FREE LASER CATALOG. Argon, He-Ne, and visible diode lasers, holography, lightshows, pointers. Write: Midwest Laser Products, PO Box 2187, Bridgeview, IL 60455. Or call (708) 460-9595.

CABLE TV

"BULLET" BUSTER. Protect your cable box against the infamous cable "bullet." The "Bullet" Buster acts as an electronic shield. Installs in-line in seconds. Don't wait until it's too late! \$19.95 + \$3.00 S&H. **ELECTROMAN**, Box 24474, New Orleans, LA 70184. (504) 482-3017.

CBTV DOCTOR Stop the Bullet and ID signals in cable lines. Order your set now. Send \$17.50 + \$2.50 S&H to: R.F. Enterprises, PO Box 3532, Easton, PA 18043-3532.

UNDETECTABLE CABLE DESCRAMBLER will work on all systems **GUARANTEED!** Send SASE/info, \$94.95/kit, \$14.95/plans. Mystical Electronics, PO Box 867, Stonington, CT 06378.

SATELLITE EQUIPMENT

VIDEOCIPHER II descrambling manual. Schematics, video and audio, \$18.95. Videocipher II Q32, \$15.00. Videocipher II plus, \$20.00. Software, \$25.00. Cabletronics, Box 30502PE, Bethesda, MD 20824.

SATELLITE EQUIPMENT 5-10% above cost! All major brands: Chaparral, Uniden, DX, Echostar, HTS, Toshiba, Gl, Norsat LNBs, Orbit \$40.00, SatTVwk \$44.00. Lowest prices guaranteed. If you don't call, you'll never know...Canyon Satellite 1 (800) SAT-PRTS.

Satellite-TV



SAVE 40% - 60%

800-334-6455

218-739-5231 Int'l

218-739-4879 Fax

Skyvision Inc.

1048 FRONTIER DRIVE • FERIBUS FALLS, MN 56537

See full page ad in The Market Center

FREE Catalog

BUSINESS OPPORTUNITIES

HOME BUSINESS only \$25.00, money-back guarantee! BJW, Suite 274-PE2, 879 W. Park Ave., Ocean, NJ 07712.

REPAIR VCR's. EARN UP TO \$65.00 PER HOUR! New copyrighted booklet, teaches you fast! Free information. Hicks, 733 Second Street, Secaucus, NJ 07094.

MONEY-IN-YOUR-MICRO. 50 ways to make computer money. Complete with resources to get started. Only \$1.00! Digatek, Suite 70L, 2723 West Butler Drive, Phoenix, AZ 85051.

EDUCATION

LEARN SKILLS electrical and electronic. Most courses \$49.50. Catalog \$2.00. A&A Products, Rt1 Box 482-L, Rockdale, TX 76567.

IMPULSE BASEBAND DPBB-73XX \$225.00, DPV5-ch:3 \$150.00, Pioneer BA6110 \$250.00 — Testaids: Star6: \$15.00 Star7: \$15.00. SA all: \$25.00, Pioneer all: \$25.00 — min. 10 pc. Please call (212) 978-3535. No N.Y. sales.

LEARN TO EARN: Electronics, robot, radio, others. Free catalog. A&A Products, Rt1 Box 482-L, Rockdale, TX 76567.

COMPUTER HARDWARE

MAGAZINE SUPPORTING Z80, CP/M, S100, Kaypro, 8031, 6809 and more. The Computer Journal. 10th year of classic computer projects. Hardware, software, forth, assembler. Micro-C Kaypro disks and schematics. 6 issues, \$24.00, free sample. 1 (800) 424-8825. TCJ, PO Box 535, Lincoln, CA 95648.

PUBLICATIONS

FCC FREQ. Allocation table in booklet form. 89 pages. Complete radio spectrum 9Khz to 400 Mhz. Great for Shack. Only \$10.00. Box 261, Cheboygan, MI 49721.

Cable Test Aids Information
Orders only 1-800-452-7090 (310)902-0841

Test chips for JERROLD, TOCOM, ZENITH, S.A. & more. Pats cable boxes in full service mode. Easy installation. Zenith only \$39.95. Most others under \$50ea. FAX: (310)902-0851. Quantity prices available. No Ch. mikes. Not for use in cable co. owned equip. For use as a test aid only.




HELIUM-NEON LASER TUBE

This red HeNe laser tube is rated at 3mW. Each tube has been tested for function. Eye-safe output power. Requires high voltage supply (not included). *A super deal!* (92L001)

Only \$29.95 each

MOTOR BRAKE ASSEMBLY

24V @ 250 mA nominal. 0.375" shaft. OD: approx. 2.375". Height: 1.1875". Mounting: four holes on 2" diameter circle. Disengages when energized. (93M004)



\$5.95 each

SCHOTTKY "HOT CARRIER" DIODE

V_{on} 3.2V. V_{off} 250 mV @ 1 mA. C_{j0} 0.1 pF nom. @ 0 V. R_D 12Ω typ. Usable to 20 GHz. Ideal for microwave mixers and other applications. Metelics #M2X1168. (93S018)




99¢ each - 25 for \$19.95

SURFACE MOUNT Dual Wideband JFET Op Amp

LF412. (93I012)
\$1.95 each

*Other Surface Mount in Stock!
Call or Fax for Stock Check.*



SHURE 444 MICROPHONE

(93V004) **\$29.95**

PRAIRIETEK 220 2.5" 20 MB IDE HARD DRIVE

2.5" form factor; AT only. (93C021) **\$79.00**

ALLEGRO STEPPER MOTOR DRIVER IC

UCN5804. Single step, two phase and half step modes. 1.5A rating. New. (93I002) **\$4.50 each**
• Packaged with 12V stepper motor and schematics. (93I003) **\$9.95 each**

SWITCH BONANZA

Assorted switches. May include rotary, toggle, slide, "micro," breaker, pushbutton and weird. (92B012) **50 for \$4.95**



CLEAN AIR MACHINE

Negative ion generator. New. (93U011) **\$19.95 each**



ROBOT ARACHNID

A smart electronic toy that performs "wiggle" tricks ("come," "sic 'em," "obey," "go play") to your command. "Sleep" mode conserves batteries. Uses 4 "C" cells (not included). (93T002) **\$29.95 each**


3-POLE 45 MHz CRYSTAL FILTER

14 KHz bandwidth. Used in cellular telephone IF strips and other applications. (93P015) **\$4.95 each**



CERAMIC HV CAP

"Door knob" style transmitting capacitor. 1000pF ± 20%, 5 KV X5U temp. coefficient. (93P016) **\$4.95 each**
10 for \$39.95



REVERSIBLE DC GEAR MOTOR


5-6 VDC, 4 RPM. Good for robotics, rotisserie for small birds, drive or positioning systems. Lightweight, 1.75" dia. x 2" long, with 0.125" shaft. Brand new, with specs. (92M032) **\$4.95 each**

3-CAVITY DIELECTRIC FILTER

1226 MHz. Matsushita P/N GPS1226. (93P014) **\$9.95 each**

3-SECTION DIELECTRIC FILTER

1875 MHz. Matsushita P/N GPS1575. (93P013) **\$9.95 each**



EVEREX EV626 VISION VGA GRAPHICS ADAPTER

Full analog monitor support. Compatible with standard monitors including multifrequency (analog) and IBM PS/2 analog (8514, 8513, 8512, 8503). Supports VESA Super VGA BIOS extension as well as VESA 800x600 display modes and timings. Simultaneously outputs VGA S-Video, composite, and component video. Capable of overlaying VGA graphics over any of the following video formats: RGB, composite, or S-Video. Resolution to 1280x1024. Software selectable gen-lock enable and mode. Windows compatible. Brand new with software and documentation. (93C020) **\$249.00**



HDSP-2451



QDSP-2009

H-P ALPHANUMERIC DISPLAYS

Serial in/parallel out 7-bit shift register drives constant current LED row drivers. Columns are strobed externally. Operating voltage 5V nom.; operating current 95 mA max. (all segments on).
• **H-P #QDSP-2009** (equivalent to HDSP230X). 5mm (0.200") high. Ceramic package 12 pin DIP 0.25" row spacing. (93L005) **\$19.95 each**
• **Yellow H-P HDSP 2451**. 6.9mm (0.27") high. Hermetically sealed 28 pin DIP. 0.6" row spacing. (93L006) **\$39.95 each**

BRAND NEW SOLAR PANELS!

12 V, 1 W, 6" x 12". (92E002)

\$17.95 each

4 Volt, 0.5 Watt, 3" x 5" (92E003) **\$7.95**
9 Volt, 1 Watt, 5" x 5" (93E004) **\$12.95**
12 Volt, 1 Watt, 4" x 12" (93E005) **\$14.95**
12 Volt, 2 Watt, 6" x 12" (93E006) **\$24.95**
12 Volt, 4 Watt, 12" x 12" (93E007) **\$39.95**

BNC FEMALE 90° PC MOUNT CONNECTOR

(93J013) **10 for \$4.95**



EPROM BLOWOUT! Erase and save \$\$\$!

2708 (92I003) \$.25 27128 (92I007) \$ 1.29
2716 (92I004) \$.75 27256 (93I013) \$ 1.49
2732 (92I005) \$.99 27C256 (93I014) \$ 1.69
2764 (92I006) \$ 1.09 27C512 (92I008) \$ 1.99



SUPER MAGNETS


Two of these trapezoid-shaped magnets are cemented to a single substrate. Each magnet is approx. 1.75" x 0.375", and is approx. 1000 Gauss. By far the most powerful magnets we've seen. (92N006) **Set of two magnets - \$14.95**

SPECIAL - Two sets for \$25.00



CUP-SHAPED NYLON BRUSH

... for use in Moto Tool or similar hand-held tools. Brush is 1/2" diameter with 3/32" x 1 1/2" shaft. Medium stiffness. Box of six brushes. (93Z019) **1 Box - \$1.95 or 5 Boxes - \$8.95**



ALLTRONICS

2300 Zanker Road • San Jose, CA 95131
Phone (408) 943-9773 • Fax (408) 943-9776
6283 S. Industrial Avenue • Las Vegas, NV 89118 • (702) 897-7237
2888 S. Main Street • Salt Lake City, UT 84115 • (801) 485-5117



Minimum order \$15.00.
CA & OH residents add local sales tax.
Shipping additional on all orders.

It might come as a surprise to most, but you'll probably be paying for something extra with your next TV purchase: a caption display. "But wait," you might say, "TV captioning is for the hard of hearing. I'm not deaf, and nobody in my household is, either. Why should I pay for a feature I'm not likely to use?" Because Congress says so according to the "Television Decoder Circuitry Act of 1990," that's why.

However, there are also more acceptable reasons for making the feature requisite. For example, don't be too sure that no one in your household needs captions to follow the action. The National Captioning Institute, which admittedly developed the technology, estimates that 20% of the population suffers from hearing impairments significant enough to derive benefit from the captions, and they're not all senior citizens.

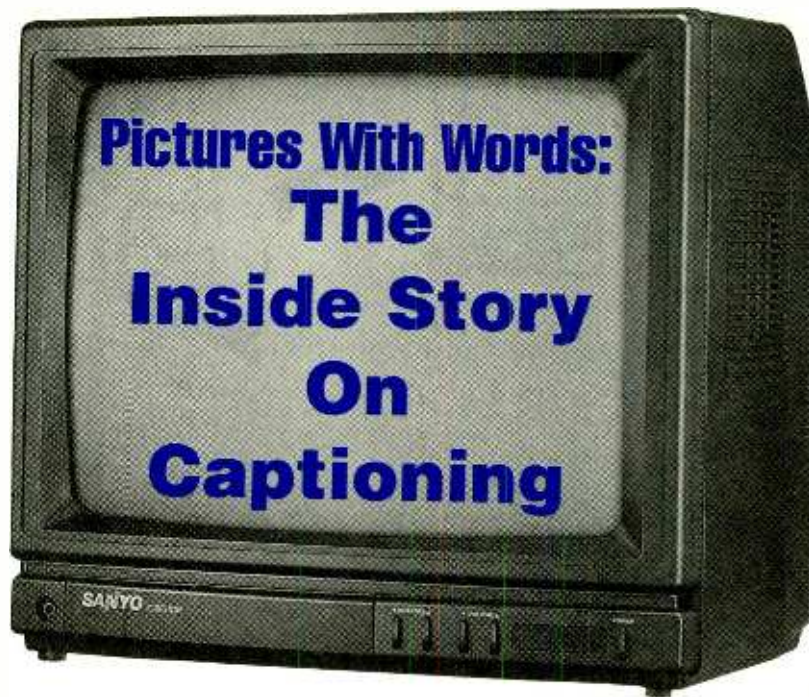
Besides, says the NCI, you don't have to be deaf to enjoy its benefits. Since the captions (which appear at the bottom of the screen when a TV's caption circuit is active) generally match any program's dialogue, it's a great way to teach kids to read. Since it will allow immigrant viewers to compare spoken words with their printed form, it'll also be useful for learning to read English.

Also, if the phone rings just as the TV drama you're watching reaches its climax, just hit the mute and caption buttons on your remote. Then occasionally read the text while you converse on the phone (provided the conversation or the program is not too engrossing). When you hang up and turn the audio back on, you won't have missed any of the plot.

Even so, not everybody wants to see two lines of text at the bottom of his or her television picture, which is why captioning is switchable; it's there if you want it, not if you don't.

Captions Grow Up. Captioning has actually been available to a limited extent for the past 13 years (a similar system used extensively in Europe is even older). PBS has been particularly active in providing captions for most of its network offerings and virtually all of its shows for children already.

While there's a fair amount of captioning going on, the use of text is still in its infancy. In Europe, it displays train



New TV receivers with a screen sizes of 13 inches or larger will include an additional feature: a caption-display mode.

BY ROBERT N. ANGUS

and plane arrivals and departures, what's playing at the cinema, news headlines and stock tables. Here it's used mainly by ABC Network affiliates to advertise upcoming programs. However, just as soon as somebody figures out how to make the system pay for itself, those black boxes will fill up with information that's available whenever you want it.

However, for a variety of reasons, decoder purchases were generally limited to senior-citizens' centers and the homes of the profoundly deaf. For one, the price of add-on decoders was about \$250. Fortunately for those that need captions, experts realized that the cost of decoders could be dramatically reduced if they could be produced in huge volume (i.e., if they were mandatory). Also, the additional expense of the custom integrated circuits required to handle captions could be lessened if they're designed to perform some of the conventional chores of a television circuit as well.

Exactly how much the feature is likely to cost was still a matter of conjecture at the time this was written, with some manufacturers saying the price would be zero and others put-

ting it in the range of \$5 to \$20, depending on the screen size and sophistication of the set. Since all manufacturers are subject to the TV Decoder Act, whatever the increase is it will be pretty uniform across competing models. Furthermore, because of the intense competition among manufacturers and retailers for set sales, it's very likely that one or both will absorb any increase in price.

Up to now, many whose hearing is merely impaired have stayed out of the decoder market because of the large and ungainly appearance of the units. Since the new caption decoder doesn't advertise its owner's problem (being built right into the TV), it might be a hit with such individuals.

Not all TV programming is or will be captioned, but NCI spokesperson Don Thieme estimates that virtually all prime-time network programs, feature films, syndicated programs, evening newscasts (and many local-TV newscasts) are, and more are being added all the time. "In addition," he explains, "once a program or movie is captioned, the information remains, for whatever form that program takes." That means that the vast ma-

A COMPUTER PROGRAM TURNS THE PHONETIC SHORTHAND INTO ENGLISH WORDS AS CAPTIONS.

WATCHING THE LIVE PROGRAM, THE REAL-TIME CAPTIONER PHONETICALLY ENTERS THE WORDS ON A STENOGRAPHIC KEYBOARD THAT IS CONNECTED TO A COMPUTER.



THE CAPTIONS ARE SENT OVER TELEPHONE LINES TO THE BROADCASTER.



NCI HIRES COURT REPORTERS AND RETRAINS THEM AS REAL-TIME CAPTIONERS.



THE CAPTIONS ARE ADDED TO THE TV PROGRAM.



CAPTIONED TV VIEWERS ARE ABLE TO READ THE CAPTIONS ON THE SCREEN WITHIN TWO TO THREE SECONDS OF THE WORDS BEING SPOKEN. THE CAPTIONS ARE AVAILABLE ONLY TO VIEWERS WITH A TELECAPTION™ DECODER OR CAPTIONED TV SET.



Fig. 1. In real-time captioning a specially trained steno-typist enters the text, which is combined with the program by the broadcaster before being sent to your home.

majority of video rentals (whether disc or tape), over-the-air broadcasts, cable programming, and satellite transmissions will all contain captions.

How They're Produced. Captions are inserted as data within scan line 21 of the vertical-blanking interval—the black line that appears to separate one video frame from the next when the picture accidentally rolls. On a current TV, the caption information would appear as a series of monochrome dashes within the black band. In the TV's soon-to-come, a silicon chip will detect the data, decode it, and display the information as lines of text (up to two) at the bot-

tom of the TV picture when enabled.

Of course, the captions must first be encoded into the picture information. In the case of live programming, like sports events or newscasts, the captions are produced at the time of broadcast (see Fig. 1). That requires a court reporter able to transcribe up to 250 words per minute and specially trained for the accuracy and skills necessary to do real-time captioning. The reporter watches and listens to the live program while steno-typing the words that are being spoken. The keystrokes are fed to a computer that translates them into captions that can be transmitted simultaneously along with the TV program. So the captions

appear within two to three seconds of the words having been spoken.

In the case of prerecorded material (feature films, syndicated shows, and the like), the producer sends a videocassette copy of the program to a captioning center where a trained captioner listens to the program dialogue, then types the captions making sure that the words appear *in sync* with the audio. The captioner also indicates important sound effects and places musical notes around song lyrics. He then sends a computer diskette containing all of the caption information back to the production company or studio, where it's merged with the master tape to create a captioned submaster tape—a process called encoding.

In Operation. Thanks to the use of compression techniques, there are no less than four caption modes in the system, to allow for languages in addition to English and for future growth, although generally only one is used now. In addition to the four caption modes, which permit the display of two lines of data at the bottom of the picture, there are four text-mode fields as well, all of them housed on line 21. The text occupies a somewhat large block in the center of the TV picture and allows the display of late ball scores, tomorrow's weather, the rest of the evening's TV schedule on that channel, or whatever the broadcaster chooses to put there.

To use the caption feature, most viewers would simply press a caption on/off button on their handheld remote-control once the set is turned on. The caption mode appears as text in the upper right corner of the screen (either "C1 F1," "C1 F2," "C2 F1," or "C2 F2"). You then select a mode and wait for the text to appear. The scanning system is not instantaneous, so it may take a few seconds for text to become visible even on a fully captioned program. An average wait for a fully captioned program may be six to eight seconds.

Just as not all television programs are captioned, not all parts of captioned programs contain text. For example: live interviews in local newscasts or color commentary at sports events. Thus, even though you're watching a program advertised as

(Continued on page 96)

Radio amateurs, shortwave listeners (SWL's), and scanner hobbyists can gain immensely from consulting the right radio catalog, resource book, directory, or buyer's guide—many of which contain excellent mini-tutorials on products and their productive uses. This article highlights several exceptionally useful and educational radio catalogs as well as several popular radio resource books and equipment-buyer's guides. The objective is to increase your knowledge of the field, describe what radio gear is available, compare competing equipment and accessories, help you make the most productive use of equipment once purchased, and/or improve your operating skills. In this article we'll sample the many available offerings in three areas: catalogs, resource books, and buyer's guides. Let's dig in.

of mail-order radio-equipment and accessory dealers and distributors such as Amateur Electronic Supply, Electronic Equipment Bank, Gilfer Shortwave, Grove Enterprises, Ham Radio Outlet, The Radio Works, and Universal Radio, to name a few. The catalogs we've selected were chosen for one or more of several reasons: either they're free, they're extra thick, they contain educational material, or they possess a combination of these attributes. Let's get to the first of those catalogs.

Amateur Electronic Supply Catalog. AES is one of the country's largest amateur-radio-equipment dealers. Since 1957, they have taken pride in their large stock of new ham gear, top trade-in quotes, and a considerable inventory of quality used gear. AES periodically issues a thick (over 140

pages) catalog that's an industry "bible." It's especially useful to the newcomer since its directory-style listings are great for new-equipment-reference and price-comparison purposes. Another section lists used amateur-radio equipment and offers special prices on new gear in opened cartons and in-store demonstrators.

The new-equipment pages take the form of condensed, telephone-book style listings of amateur-radio equipment, scanners, shortwave radios, power amplifiers, test equipment, antennas, antenna-rotors, repeaters, packet radio equipment, wire, cable, and other communications equipment and accessories. The entries show the manufacturer, manufacturer's part number, product name, "regular" price, and the AES "sale price."

Super Resources For Hams and SWL's

Radio Communications Catalogs. In addition to their convenience, mailorder radio catalogs extend your horizons, providing you with access to equipment and supplies that may not be locally available. Fortunately, there is an abundance of catalogs that offer a wide selection of products.

Whatever communications or electronics equipment you buy, whether new or used, you'll want to be "plugged into" what's available. First, you'll want to acquire some general equipment and parts catalogs—like those of your neighborhood Radio Shack as well as mailorder sellers such as All Electronics, Altex Electronics, Digi-Key, Jameco Electronic Components, MCM Electronics, Mouser Electronics, Parts Express, Unicorn Electronics, and others, many of which advertise in **Popular Electronics** or *Electronics Now*. For their numbers addresses, as well as those for the other companies we'll mention in this article, see the sidebar entitled "Names and Numbers."

Next, you'll want to obtain the specialized radio-communications catalogs



There's a wealth of information for beginners and advanced hobbyists alike in these catalogs, resource directories, and buyer's guides for the radio shack.

BY KARL T. THURBER, Jr.

The new-equipment entries also display codes that show special conditions, such as items too large for UPS or too valuable for freight, close-out items, and low-priced items that won't be restocked when the present stock is sold. Manufacturers' advertisements and expanded product descriptions supplement the listings.

Near the back of the catalog is used ham-radio equipment. The gear is fully tested and offered on a 10-day trial/30-day guarantee basis, with full credit within 90 days on the higher priced new equipment. Also shown are special prices on new gear that has been demonstrated, on display, or restocked; the cartons are unsealed but each item carries a new-equipment warranty. Catalog codings show in which AES stores the items are available—AES currently operates stores in Milwaukee, WI; Wickliffe, OH; Orlando, FL; Clearwater, FL; and Las Vegas, NV.

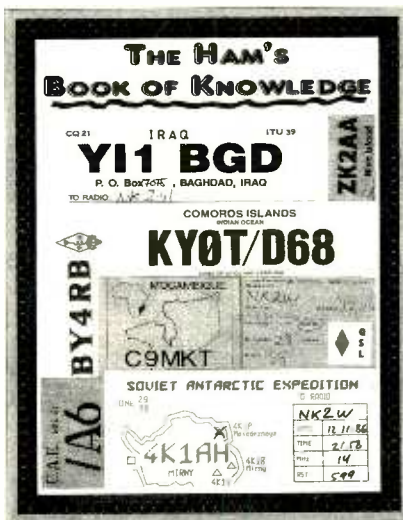
The AES catalog is free and can be obtained by sending your name, address, and amateur call-sign (if any) on a postcard; they are sent out bulk mail. No phone requests can be taken. If you're in a hurry and want a catalog by 1st-class mail, send \$5 for postage and handling.

Electronic Equipment Bank Catalog. The Electronic Equipment Bank (EEB) is a full-service radio-communications supplier, one that bills itself as "the nation's largest shortwave dealer." EEB's catalog is of special interest to the SWL and scanner enthusiast. Included are a variety of desktop HF and VHF/UHF receivers, scanners, satellite-receiving equipment, portable and handheld receivers, RTTY and FAX adapters, custom SW-receiving equipment, computer interfaces and control systems, antennas, radio accessories and supplies, and communications books.

The EEB catalog also contains manufacturers' advertisements, specialty items and accessories, and test equipment. EEB also is active in supplying creative receiver modifications, rack mounts, and specialized radio applications and systems. Although EEB's focus is on shortwave receiving equipment, they also stock amateur equipment, including ICOM, Yaesu, and Kenwood. The catalog cover price is \$4.95.

Gilfer Shortwave Catalog. For the serious shortwave listener, one of the best catalogs is published by Gilfer Shortwave, which considers itself "America's premier SWL center." Their over 30-page catalog is free and makes a good shortwave source book. Gilfer, located in the northern New Jersey suburbs of New York City, was formed during the Korean War years by the late Oliver P. (Perry) Ferrell, a respected magazine editor and avid SWL.

Gilfer Shortwave presently sells a wide variety of receivers, other hardware, and books especially for the SWL. Numerous accessories are offered, including passive and active antennas, lightning arrestors, surge protectors, and cable sets. Several



Here's the cover for The Ham's Book of Knowledge. It's a compilation of the sort of hobby-related information that hams use for the day-to-day operation of their stations; much of which is hard to find or seems to be out of reach when needed. Published in 8-1/2 x 11-inch format, the 256-page book consists of two sections, which may be purchased separately if desired.

high-quality imported equipment lines are stocked, including Japan Radio Company (JRC) and Philips receivers, and Dressler and DATONG active (amplified) antennas.

Grove Enterprises Catalog. Grove issues a comprehensive catalog and buyer's guide of shortwave receivers, scanners, accessories, and publications that's free for the asking. Well-known communications-equipment manufacturers such as ICOM, JRC, Kenwood, Sony, Drake, Philips,

Sangean, Uniden/Bearcat, and MFJ, as well as Grove's own product line (including a custom SWL receiver and a spectrum display unit), are featured. Of primary interest to SWLs and scanner hobbyists, the catalog has useful hints and tips for the listener, including tutorials on choosing a shortwave receiver, scanner radio, antenna, and accessories.

Grove Enterprises also publishes *Monitoring Times*, which is dedicated to the communications-monitoring hobby. Issued monthly, the newspaper-style journal focuses on "world band listening" and includes international broadcasting schedules, frequency listings, station profiles, propagation charts, VHF/UHF monitoring tips and information, and more. A one year subscription is \$19.95; a sample copy is \$3.

Ham Radio Outlet Catalog. Ham Radio Outlet (HRO) is one of the top amateur-radio-equipment dealers, boasting that it's "the world's largest ham outlet." Its 11 stores, network of five regional toll-free telephone numbers, two FAX order numbers, and worldwide distribution make its claim a reasonable one.

The 100+ -page HRO communication equipment catalog is well-indexed. It features amateur VHF/UHF transceivers, handheld radios, HF receivers and transceivers, SWL radios, VHF/UHF scanners, mobile and fixed antennas, masts, towers, RF power amplifiers, antenna rotors and tuners, and power supplies. Also offered are amateur television (ATV) equipment, packet-radio controllers, ham-shack software, communications books, and a wide selection of station accessories.

One particularly nice feature of the HRO catalog is that all the "fine print"—the company's terms and conditions—are consolidated on a single page. Another is that motel-directory-style maps provided on the centerfold pages show how to get to each store location.

Radioware Catalog. A free, 52-page catalog of antennas and RF accessories for amateur, SWL, and scanner hobbyists is offered by Radioware Corporation. The company takes pride in its approach to customer service, noting that Radioware "is run by

radio hobbyists to serve radio hobbyists."

The catalog's focus is on RF products. Among its offerings are amateur, SWL, and scanner antennas for HF, VHF, and UHF; antenna wire; multiband antenna traps; transmitting and receiving RFI filters; antenna relays; lightning-protection and grounding accessories; mobile mounts; and other antenna components and accessories. Almost everything in the catalog is illustrated with a photo.

The Radio Works Catalogs. Jim Thompson, W4THU, The Radio Works' proprietor, has been involved in building wire-antenna systems and baluns since 1984. The catalog's central focus is on HF wire-antenna systems, high-power baluns, and antenna components such as coaxial cable, antenna wire, and connectors.

The Radio Works General Catalog costs \$2. It covers most anything anyone could need to assemble their own wire antenna, including insulators, sealant, antenna tuners, surge protectors, mounts, guy rope, wire, cable, and connectors. The catalog features both his own heavy-duty baluns and preassembled antennas (windoms, loops, double zepps, G5RV's, etc.) as well as selected systems and components from other manufacturers. The information is in an easy-to-read style and extensively illustrated.

The Radio Works recently added a new Reference Catalog, distinct from the General Catalog, a source book that reads more like a magazine than a catalog. While the General Catalog runs about 48 pages, the Reference Catalog is 128 pages; together, the two total over 175 pages of useful technical and pricing information on building, installing, and optimizing HF wire antenna systems and maximizing station or listening-post performance.

More than just a product listing, the Reference Catalog is billed as the "wire antenna discovery book," and contains several articles. There are features on high-performance wire antennas, installing skywires in trees, knots and pulleys, and more. Several pages are dedicated to antenna-support considerations, and a section is devoted to solving ground problems.

The two catalogs, with their consid-

erable tutorial and reference material, make excellent source books for high-performance wire antennas that are suitable for the beginner in amateur radio or shortwave listening. Both catalogs are available as a set for \$4 postpaid.

Scanner World Catalog. If you're a VHF/UHF scanner enthusiast, a nearly indispensable catalog is offered by Scanner World, USA, which considers itself "the largest dealer of scanners in the world." The free 60-page catalog covers practically anything you might need or want to equip your shortwave-radio or scanner listening post. Included are base-station, mobile, and handheld scanners and CB-radio gear from a variety of manufacturers; base-station and mobile antennas for scanners and CB radios; frequency converters; telephones; various other accessories; and communications books. The catalog lists at \$3.


Universal Radio Communications Catalog. Universal Radio opened its doors in 1942, making it one of the oldest retail radio stores in the nation. Then called Universal Service, it was founded early in World War II by F. R. "Gibby" Gibb, W8IJ, and featured the now-just-memories amateur brands such as Hammarlund, Hallicrafters, Johnson, and National.

For years, Universal Radio issued two separate catalogs: the Amateur Radio Catalog and the Shortwave Catalog, and later also issued a Scanner Catalog. These were hefty publications that separately described Universal's wide range of products offered to amateurs, SWLs, and scanner buffs. In recent years, they have consolidated the three catalogs in a combined 8-1/2 x 11-inch Communications Catalog.

The complete catalog is, of course, considerably thicker than any of its predecessors and covers a wide variety of equipment for the amateur-radio, SWL, or scanner enthusiast. An impressive selection of amateur and shortwave antennas, headphones, books and other publications, and accessories is featured. In its present format, the 100+ -page catalog makes an authoritative buyer's guide, source book, and desk reference for all components of the radio-commu-

Amateur Radio

Mail Order Catalog
and
Resource Directory



A top-notch resource is the Amateur Radio Mail Order Catalog and Resource Directory. This "who's-who-in-the-business" directory helps you find the right vendors for practically every ham-shack need. The January 1993 edition, the cover of which is shown here, contains more than 1,650 entries in 216 categories.

nications hobby. The catalog is free upon request by fourth-class mail (\$1 for first-class mail or for four IRC's outside North America).

Books From the ARRL. In the sections that follow, we'll present some useful communications resource books and directories you may wish to add to your bookshelf. Some are more useful to licensed radio amateurs, others to SWLs, and still others to scanner buffs. Some are hardware oriented, while others focus on operating techniques. Let's start with some reference books from the American Radio Relay League (ARRL).

The ARRL offers scores of "must-have" publications that form the core of a good ham-shack library. Of the hundreds of ARRL publications, perhaps a dozen or more can be considered to be essential desktop references. These include such publications as *The ARRL Operating Manual* (\$18), *The ARRL Electronics Data Book* (\$12), *Hints and Kinks for the Radio Amateur* (\$9), *The ARRL Repeater Directory* (\$6), and others. Two of the most widely read, respected, and encyclopedic League publications are *The ARRL Handbook* and *The ARRL Antenna Book*.

The ARRL Handbook, the "ham's bible," has been one of the most com-

prehensive amateur-radio source books since 1926. It's intended as a reference guide, a tutor on radio theory, and a goldmine of construction projects. The 1993 69th Edition, which has 1200 pages and 2100 charts and illustrations in an 8-1/2 x 11-inch format, costs \$25. Its many chapters include radio principles, radio transmission, construction and maintenance, and on-the-air practices.

The ARRL Antenna Book is a good source of information on antennas, transmission-line theory, and antenna construction. The latest edition contains over 700 pages and nearly 1000 illustrations. Focus is on antenna fundamentals such as safety, propagation, transmission lines, yagis, quads, and wire antennas. Covered are antennas for portable, mobile, limited space, VHF/UHF/microwave, and space communications. It's \$20. (Note: an ARRL publications catalog is printed each month in *QST*, the official League journal.)

The Amateur Radio DX Blue Book.

This reference book is aimed at the amateur who's into DX communications. Revised twice yearly, it provides information on each international call-sign prefix. The book lists each International Telecommunications Union (ITU) prefix with its attributes, including country, capital, radio zone, DX Century Club (DXCC) status, UTC differential, reciprocal and third-party operating information, number of amateurs, and map grids.

Also provided are country listings with prefixes, the complete ITU call-sign-prefix assignments, a frequency-spectrum chart showing amateur-band allocations, the phonetic alphabet, "Q-signals," QSL- (confirmation-) card procedures, and more. Fold-out 11 x 17-inch regional prefix-designated maps provide further support. Also included are English/Russian scripted sample QSO's (contacts) with simplified pronunciations and displays of Cyrillic words and special Morse-code characters. The 1993 spiral bound edition is \$6.95 plus \$1.50 shipping and handling (S/H). *The Amateur Radio DX Blue Book* is published by Jim Creevey, W4UYZ, through J-C Enterprises.

A Catalog and Resource Directory.

A very comprehensive communica-

Names and Numbers.

All Electronics,
PO Box 567,
Van Nuys, CA 91408;
Tel. 800-826-5432.

Altex Electronics, Inc.,
11342 I-35 North,
San Antonio, TX 78233;
Tel. 800-531-5369.

Amateur Electronic Supply, Inc.,
5710 W. Good Hope Road,
Milwaukee, WI 53223;
Tel. 800-558-0411.

American Radio Relay League,
225 Main St.,
Newington, CT 06111;
Tel. 203-666-1541.

Artsci, Inc.,
PO Box 1848,
Burbank, CA 91507;
Tel. 818-843-4080.

Billboard Books,
PO Box 2013,
Lakewood, NJ 08701.

CQ Communications, Inc.,
76 N. Broadway,
Hicksville, NY 11801;
Tel. 516-681-2922.

Digi-Key,
PO Box 677,
Thief River Falls, MN 56701;
Tel. 800-344-4539.

Electronic Equipment Bank,
323 Mill St., N. E.,
Vienna, VA 22180;
Tel. 800-368-3270.

Gilfer Shortwave,
52 Park Avenue,
Park Ridge, NJ 07656;
Tel. 800-GILFER-1 (800-445-3371).

Grove Enterprises,
PO Box 98, 140 Dog Branch Road,
Brasstown, NC 28902;
Tel. 800-438-8155.

Ham Radio Bookstore,
PO Box 209,
Rindge, NH 03461-0209;
Tel. 800-457-7373.

Ham Radio Outlet,
933 N. Euclid St.,
Anaheim, CA 92801;
Tel. 800-444-0047 (east)
or 800-854-6046 (west).

Hart Publishing,
767 South Xenon Court., #117,
Lakewood CO 80228;
Tel. 303-987-9442.

HighText Publications, Inc.,
125 North Acacia Avenue, Suite110,
Solana Beach, CA 90275;
Tel. 800-888-4741.

Jameco Electronic Components,
1355 Shoreway Road,
Belmont, CA 94002;
Tel. 800-831-4242.

J-C Enterprises,
4920 Mayflower St.,
Cocoa, FL 32927;
Tel. 407-632-6809.

MCM Electronics,
650 Congress Park Dr.,
Centerville, OH 45459-4072;
Tel. 800-543-4330.

Mouser Electronics,
2401 Highway 287 North,
Mansfield, TX 76063;
Tel. 800-992-9943.

Parts Express,
340 E. First St.,
Dayton, OH 45402;
Tel. 800-338-0531.

RSM Communications,
PO Box 1046,
Key Largo, FL 33037;
Tel. 305-853-0379.

Radioware Corporation,
87 Belmont St.,
N. Andover, MA 01845;
Tel. 800-950-WARE (800-950-9273).

The Radio Works,
PO Box 5169,
Portsmouth, VA 23703;
Tel. 804-484-0140.

Scanner World, USA,
10 New Scotland Avenue,
Albany, NY 12208;
Tel. 518-436-9606.

Ed Schneider, AA7AN,
6502 Wildcat Drive,
Cave Creek, AZ 85331;
Tel. 602-488-4325.


Unicorn Electronics,
10010 Canoga Avenue,
Unit B-8,
Chatsworth, CA 91311;
Tel. 800-824-3432.

Universal Radio, Inc.,
6830 Americana Pkwy.,
Reynoldsburg, OH 43068;
Tel. 800-431-3939.

tions resource book is offered by John Hart, N0OCF; it's the *Amateur Radio Mail Order Catalog and Resource Directory*. This "yellow-pages" style directory helps you find the right vendors for practically everything for the radio shack—the January 1993

edition has over 1,650 entries. The directory originally was designed so newcomers to the hobby could have one source book for everyone in the mail-order business.

Within its 260 pages there's a detailed table of contents and index,



The Radio Works General and Reference Catalogs are devoted to the design and construction of HF wire antennas and important ancillary components and devices. For example they feature and show how to use a variety of efficient baluns (like those shown here) that provide a low loss interface between unbalanced coax and balanced antennas.



If you're a newcomer, deciding whether to start with a new or used receiver is a big decision. Well-known brands among older sets include Drake, Collins, Hallicrafters, National Radio, Hammarlund, RME, and TMC. The classic Hallicrafters SX-62A, circa 1955-1963, is shown here; this vacuum-tube radio was for years a favorite among SWL's. Comprehensive radio receiver resource directories such as those mentioned in this article help you make wise equipment selections.

plus directories of catalogs and references, books and other publications, radio clubs and associations, computer bulletin boards (BBS'es), radio magazines, and more. The 1,650-entry directory is broken down into 216 categories of vendors, topics, parts, products, services, and publications. The book is well-indexed. Also included is the complete Ham-Soft

shareware and public domain software catalog and Bill Welsh's, W6DDB Library of Tips for Hams which includes useful abbreviations, terms, tips, and knowledge for beginners and veterans alike.

The directory is published twice yearly. The main edition is published in January, and there's a July supplement; the latter is necessary because

in six months, many vendors will change addresses; cease business; or add new product lines, phone lines, and FAX numbers, and many new vendors will open their doors.

The single issue price is \$14.95 plus \$3 USPS Priority Mail; the July supplement is \$5. The directory is from Hartz Publishing.

Artsci Publications. Artsci specializes in reference publications for the radio amateur, SWL, and scanner enthusiast. Among these are the *Amateur HamBook*, a \$14.95 reference compendium with numerous charts, tables, construction plans and drawings, and other useful information; *Radio/Tech Modifications*, available in several different series for Alinco, Kenwood, ICOM, Standard, Yaesu, and other radios and scanners, priced at \$19.95 each; and *Lost Users Manuals*, a \$19.95 publication that offers condensed VHF/UHF mobile, handheld, and scanner radio programming and operating instructions—very useful if you're in the predicament of having lost your set's manual.

Artsci also publishes *Federal Government Frequency Assignments*, a \$24.95 master frequency file that's a "must" for sophisticated scanner monitors; *U.S. Repeater MapBook*, which at \$9.95 has maps of all 50 states as well as the rest of North America, clearly annotated with popular open amateur repeater locations and frequencies; and the *North American Shortwave Frequency Guide*, priced at \$19.95, that shows popular English- and Spanish-language shortwave broadcast frequencies. Contact Artsci for a free catalog.

DX/SWL Press Books. Authored by Harry Helms, AA6FW, *The Shortwave Listening Guidebook* is 316 pages in a 6 x 9-inch format. It offers SWL's 11 chapters and six appendices of useful and understandable information on when, where, and how to hear the world via shortwave radio. The book includes advice and guidelines on receiver selection, propagation, receiver operation, obtaining program schedules, profiles of major international broadcasters, and popular frequencies to monitor. There are chapters on antennas and accesso-

ries; FM, TV, and broadcast band DX'ing; amateur radio; and even unusual and mysterious radio stations, including clandestine and pirate broadcasters. It's \$16.95 plus \$3.00 S/H.

A second Helms DX/SWL Press book, *All About Ham Radio*, is aimed at the newcomer to amateur radio. In 291 pages, the author effectively uses humor and a friendly style to guide newcomers. The book isn't a complete license course or A-to-Z operating reference. However, unlike many other beginner texts, this one devotes just about as much attention to what amateurs actually do and to the amateur-radio culture as it does to technical, formal operating topics.

The Helms book evaluates the pros and cons of the Novice and Technician licenses as hobby entry points. Since the book is published independent of any radio organization or manufacturer, it straightforwardly covers topics without equivocation. The book discusses the roles played by the FCC and the ARRL, and it reviews current radio magazines and license study materials.

The 6 x 9 inches softcover is \$19.95. Like *The Shortwave Listening Guidebook*, it's available from radio-equipment dealers, technical booksellers, and directly from the publisher with \$3 S/H.

The Ham's Book of Knowledge.

Edmund Schneider, AA7AN, publishes *The Ham's Book of Knowledge* that contains an extensive collection of operating and technical information for the amateur. In 8-1/2 x 11-inch format, the 256-page book has two sections, which may be purchased separately if desired. The first section contains the bulk of the reference text and technical data, while the second contains beam headings, dealer and manufacturer lists, and operating information.

The author has effectively compiled in one place the most-often used hobby-related information that hams need in the day-to-day operation of their stations; much of this is hard to find information that's often out of reach when needed. A few of the many items included are personalized beam headings; time zones; manufacturer, dealer, and equipment lists; third-party traffic restrictions; radio formulas and conversions;

Used Vs. New Communications Equipment

Owning new, state-of-the-art radio-communications equipment is usually best if you can afford it, but used radio gear may provide better values than new. Why? Depreciation and obsolescence exact a heavy toll on radio gear. Actual prices for used gear, like anything else, depend on the condition of the equipment, terms of sale, current demand, who's selling it, warranty costs, and other factors.

Equipment sources include local amateurs, radio hobbyists, club members; classified ads; individual flea market and hamfest sellers; and used-equipment dealers. Buying from individuals can be cost-effective, but satisfaction depends largely on the personal integrity of the seller. But, whether you buy new or used, you must know what you're after, and that's when a buyer's guide or other reference source book comes in handy.

In practice, you may fare better buying used equipment (receivers, transmitters, and transceivers) from a dealer who sells used gear that's been traded in on new equipment, rather than buying a "pig-in-a-poke" from an individual at a flea market site. The dealer often offers a 30-90 day warranty and, in some cases, a return privilege, so you shouldn't be stuck.

Scouting equipment by mail from a store specializing in used gear is usually satisfactory, since many accept "clean" trade-ins on new equipment and they dispose of it through their own used gear departments. Normally, the gear is at least checked over, and usually it's put into working order; in some cases it's reconditioned to like-new condition. ■

geographic and demographic data; feedline information; prefix lists; and QSL information. Various charts, diagrams, and photos are included.

The Ham's Book of Knowledge is \$23 plus shipping (\$7 UPS domestic 2nd day air or \$4 surface) from Ed Schneider, AA7AN, 6502 Wildcat Drive, Cave Creek, AZ 85331; (602) 488-4325. Each of the two sections may be purchased separately for \$12.

Passport to World Band Radio .

As a guide to world shortwave listening, *Passport to World Band Radio* by Larry Magne is considered by many to be a "must" for SWLs. It's a comprehensive, quick-access guide to shortwave broadcasting in the 2.3- to 26-MHz broadcasting range. Outlets in over 150 countries are presented in a unique "spectrum occupancy chart"

format. The guide shows essential information such as station name and location, transmitter power, transmission time periods, languages used, and target areas. The book also features a comprehensive buyer's guide that includes the author's critical, respected reviews of some 90 shortwave receivers.

The 390-page, 7 x 10-inch annual is published by IBS and priced at \$16.95. It's available from many bookstores as well as mail-order communications stores and dealers, including Electronic Equipment Bank (EEB), Gilfer Shortwave, Grove Enterprises, Universal Radio, and others.

World Radio and TV Handbook.

The *World Radio and TV Handbook* (or WRTH) is an authoritative, encyclopedic station guide that long has been recognized as the most up-to-date publication on the world's long, medium, and shortwave-radio and -television stations. The \$19.95, 608-page 1993 edition has more than 80 pages of long- and medium-wave station listings, 25 pages of shortwave stations arranged in frequency order, and 40 pages showing television stations. The Handbook contains an annual review of shortwave receivers, names and addresses of international-radio listener clubs and key broadcasting personnel, and maps showing current geopolitical boundaries and principal transmitter sites. It is distributed by Billboard Books.

Buyer's Guides. There comes a day when you do more than browse: you set your sights on a new piece of radio-communications gear—perhaps a receiver, transmitter, transceiver, scanner, antenna, accessory, or whatever. At that point, you must find a way to cut through the advertising hoopla and make intelligent comparisons and choices. A buyer's guide can provide that kind of help, and there are several from which to choose.

For example, *The ARRL Radio Buyer's Source Book* is a publication is designed for anyone who buys, sells, or owns amateur-radio equipment. The Source book includes published QST magazine lab reviews of HF and VHF transceivers, RF power amplifiers, and accessories. It tells what the equipment does, how well it does it, where

(Continued on page 92)



Build an Audio Interface for your Telephone

Record and play back telephone conversations with the highest possible audio quality

BY GEORGE BELVA

Have you ever needed to record a conversation or some other type of communication directly from the phone line, but found it difficult, if not impossible, to get quality audio using inexpensive equipment? Or, on the flip side, have you ever want to playback a recording over the phone and have it sound half-way decent? Putting a speaker against the telephone mouthpiece is not the answer, and using one of those cheap (literally) magnetic couplers is often worse.

Of course, there are some fancy (read that as "very expensive") electronic do-dads that provide excellent two-way audio coupling, but such equipment would be overkill for occasional needs and most budgets. The gadget—the *Telephone Audio Interface*—described in this article is a very simple and compact coupler (measuring only 1.95 × 2.2 × .8 inches) that allows you to alternately pick audio from or feed audio into the phone line with surprising quality.

The interface requires no power (not even from the phone line) to operate. It is also easily portable, and can be use with any recorder (cassette or otherwise) that has a microphone or line input and an earphone or line output.

About the Circuit. A schematic diagram of the Telephone Audio Interface is shown in Fig. 1. The interface (with its deceptively simple appearance) provides the isolation necessary to connect the phone line to an audio circuit without presenting any danger to the phone line, audio gear, or the operator. Essentially, the interface is a simple isolation circuit, built around 4 components (C1, R1, R2, and T1), 3 connectors (PL1, PL2, and SO1), a switch (S1), and some wire.

In the interface circuit, C1 prevents the phone line's 48-volt DC from saturating transformer T1, and hence the phone loop from signaling an off hook condition (otherwise, callers would get a busy signal). It also prevents the ring voltage (which can get up to the 90 volts, at 20- to 30-Hz) from reaching the audio circuit and possibly damaging it, while allowing audio (an alternating signal) to pass through the transformer to the connected equipment. Finally, C1 prevents the phone-line voltage from shorting through T1 (remember, to DC, a transformer appears to be a dead short).

The capacitor's 250-volt rating allows plenty of room to drop the ringing voltage without any danger of damaging the capacitor. Most of the 90-volt, 20- to 30-Hz ring signal is

dropped across the capacitor, which, at that frequency exhibits a high impedance. The transformer's impedance (although slightly elevated at that frequency) is comparatively low. One the other hand, the in-coming and out-going audio "sees" a much lower capacitive impedance.

The value of C1 can range from less than 1 μF upward; it really isn't critical. However, whatever value you choose, it should be rated for no less than a 250 volts; remember the ringing voltage can average around 90 volts, and with surges, can rise far beyond that level.

Transformer T1 is a 600:600-ohm miniature audio transformer that has a reasonable audio response. Its function in the circuit is to completely isolate the phone line from the audio equipment. That's necessary since any grounding or voltages presented to the phone line may damage or adversely affect phone-company equipment; for example, the equipment might hang up, signal an off-hook condition, short out, etc. The isolation also allows you to place just about anything you want on the secondary of the transformer.

One word of caution here, however: It is still possible to load down the phone line (audio wise) so that a

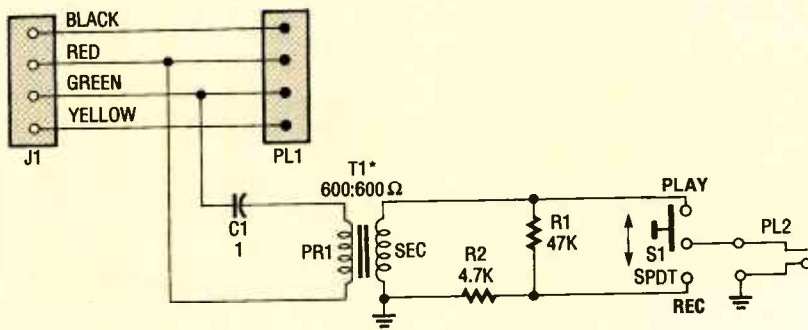


Fig. 1. The Telephone Audio Interface—essentially, a simple isolation/coupler circuit—isolates the phone line from any connected audio circuit without presenting any danger to the phone line, the equipment, or the user.

weak DTMF (tone-dialed) phone will no longer signal the phone company equipment properly. (That event will be discussed in the "Modifications and Limitations" portion of this article).

In addition to its avowed function, T1 also provides a 600-ohm match to the phone line. Although that match is not perfect, it is good enough for what we are doing. The reason for choosing a 600:600-ohm transformer is for its simplicity while providing a reasonable match in extreme conditions, which will be encountered when switching from record to play using an average cassette recorder.

When S1 is in the REC position, the incoming audio is fed through a resistor-divider network (comprised of R1 and R2), which, at the resistor junction, provides a close approximation of a line-level audio signal that is excellent for recording. The network was designed to give a hot-mike-like level since the circuit is meant to be used with a cassette recorder that's equipped with automatic-level control. That helps to equalize the differences between the local audio level and the in-coming audio. When S1 is in the PLAY position, the audio signal (from the recorder or other source) is fed directly to T1 for playback over the phone line.

Construction. The circuit is so simple that no board of any kind is required; instead, the author's unit was assembled in a surface-mount modular telephone jack enclosure using point-to-point wiring techniques. Note however, that not all such jacks are created equal. The one used in the author's prototype is an 8-contact type. The photo shown in Fig. 2 will

give you some idea of what to look for if your unit is to be assembled and packaged in the same way. If you choose to do otherwise, you can house the unit in any type of enclosure that you choose. Note that a kit is offered by the supplier listed in the Parts List.

If you decide to take the same approach, the jack enclosure used must have no screws through the center and enough hollow space within to accommodate the parts. Pop off the cover; you'll have to drill holes in the cover to accommodate the switch's mounting hardware and its slide lever. The jack housing used to house the author's unit is shown at the top-left of Fig. 2. Note that that unit has 8 terminal positions: one in each of the four corners, and two each on either side of the enclosure.

The screw terminals must be adjusted so that all four are in the center four holes: the wires from the RJ-11 jack must be disconnected from the terminals: Do not cut the spade lugs off those wires. Once disconnected, move the wires up and back so that the maximum amount of inner box space is exposed. Place the box in front of you with the RJ-11 jack at the top and the holes for the wires at the bottom (closer to you).

Place the capacitor in the box (as shown in the top-center of Fig. 2) at the connector end. Depending on the physical dimension of the unit, the capacitor may be a snug fit. Should that situation arise, simply file away some of the plastic box until the unit fits. Wrap the right lead of the capacitor under the lower-right screw terminal of the box.

Twist one lead of the two resistors

PARTS LIST FOR THE TELEPHONE AUDIO INTERFACE

- R1—47,000-ohm, 1/4-watt, 5% resistor
- R2—4700-ohm, 1/4-watt, 5% resistor
- C1—1- μ F, 250-WVDC, metallized-polyester capacitor
- T1—600:600-ohm, 75-mW, miniature audio transformer
- S1—SPDT miniature slide or toggle switch

- PL2—3.5-mm phone plug
- PL1—4-conductor modular telephone plug
- J1—4-conductor surface-mounted modular telephone jack
- Single-conductor, shielded audio cable, quad-conductor modular telephone cable, small plastic cable tie, wire, solder, hardware, etc.

Note: A kit of parts is available from Belva Electronics (309 Third Ave., Vestal, NY 13850) for \$15.00; a working unit is also available for \$25.00. New York State residents, please add appropriate sales tax.

together and solder. Clip off the center tap on both sides of the transformer. Bend the small tabs of the transformer (if any are present) over and flat. Place a piece of tape across the bottom side of the transformer. Make sure it is completely covered with a good electrical tape. Solder the resistors to the transformer leads (either primary or secondary). Make sure the 4.7k resistor is on the right side with the junction of the two resistors pointing away (up) from you.

Bend other lead of the capacitor in toward the capacitor body and up so that it can be soldered to the left lead of the transformer (opposite from where resistors are soldered). The right lead of that side of the transformer is then soldered to the crimp end of the spade lug that's attached to the red wire coming from the enclosure's internal RJ-11 jack. The spade lug is then placed under the upper right screw terminal. (Placing the spade under the terminal first, then lightly tightening the screw, and finally soldering the transformer lead to the spade lug makes things a bit easier). At this point the assembly should resemble the one shown at the top-right of Fig. 2.

Remove about 2 inches of the outer insulation from the quad telephone




Fig. 2. The top portion of this photo shows the Telephone Interface during various stages during construction; the bottom portion shows internal and external views of the finished project.

cable, remove about a half inch of the color-coded insulation from the individual leads, and then tin the leads. Remove about a half inch of the audio cable's outer insulation to expose its center conductor and copper braid. Twist the copper braid and then remove about $\frac{1}{8}$ -inch of insulation from the center conductor. Place the two cables together so that the ends of the outer jackets line up, and secure them together with a cable tie placed about $\frac{3}{8}$ -inch down from the ends of the outer jackets. Make sure that they are tied tight.

Place the cable assembly into the case as shown at the lower-left in Fig. 2. That may be a little tough because it was meant to be tight. The best way to accomplish that is to spread the cable ends apart above the wire tie so that the audio cable is on the right and the quad telephone cable is on the left. Use a flat-blade screwdriver and carefully force the assembly down and around the transformer.

Solder the audio-cable shield to the lower right transformer lead. That's where the 4.7k resistor should already be soldered.

Connect the quad-conductor telephone cable's leads to the four screws. The red wire connects to the red wire from the case; the green wire connects with the other green wire under the lower-right screw with the capacitor lead. The black wire connects with the case black wire under the upper-left screw and the yellow wire connects with the case yellow wire under the lower-left screw. Note the position of each of the spade lugs under the screw terminals.

Next mount the switch. Depending on what you use for a switch, you may need one or three holes. If you elect to use a slide switch, start by marking two points on either side of the box about 0.45 inches up from the wire hole end of the case. Draw a line across the case intersecting those two points (figure seven). This is your center line

for all three holes. Place a cross mark on that line one inch from either end of the box. That is your center hole. You may have to ream out the center hole and make it oblong for the slide switch to work. Alternately, you can use a miniature toggle switch. That requires only one round hole. Note however that you only have about a $\frac{1}{4}$ -inch wide maximum space for the switch.

Regardless of the switch that you choose, prepare three, 2-inch lengths of #24 stranded wire. Solder them to the three switch terminals. Connect the center terminal of the switch (common) to the center conductor of the audio cable. You may want to use heat-shrink tubing on the connection. Connect the other two leads across the 47k resistor (R1). Decide which switch position you want for record and playback and then connect the wires as follows: The record position (for microphone recording) is the


(Continued on page 89)

ANTIQUE RADIO

By Marc Ellis

Reading the Mail

It certainly seems odd to be working on our December column during the peak of the hot, muggy July weather here at my Midwest location. And, although we've been fortunate enough not to be involved in the flooding that has devastated neighboring areas, the discomfort level has been quite high. High enough, in fact, to have robbed me of inspiration for a new topic to



Bob Wondoloski-Eaton in his cluttered-but-cozy workshop.

discuss this month. Luckily, however, the ever-dependable mailbag contains some interesting letters that have been awaiting attention. So let's get right to them!.

DELAYED CONTEST ENTRANT

Why don't we start with *Bob Wondoloski-Eaton* (R.D. 4 Box 432, Lewis Road, West Pittston, PA 18643), who submitted an entry to our "With the Collectors" contest two years or so after the winners were announced and the prizes distributed! Bob's reason for being late was in keeping with the spirit of the contest, which was to

find out something about how the antique-radio buff integrates his (or her) hobby activities into everyday family life.

Bob writes that he wasn't able to contact me before because he's been busy remodeling the kitchen and living room. Now that those rooms are done, according to the terms of a deal cut with his wife, he is free to go ahead and remodel another room to house his growing collection of antique radios.

Bob became interested in collecting through repairing old radios for friends. About three years ago, he encountered a Zenith push-button console that intrigued him enough to start his own collection—and he's been at it ever since. In addition to the broadcast sets he's acquired, Bob has picked up a couple of tube testers and some military equipment.

With his letter, Bob included some nice shots, including a few of the newly remodeled rooms (which look quite sharp) and a couple of others that I'm running in the column. One shows this gentleman amid the organized chaos of his workshop; the other shows a Zenith table model (model number seems to be ES220Y) for which a schematic is needed. Contact Bob directly if you can help.

Incidentally, *Tony Schwartz*, who sent me a bunch of good pictures during that contest (and won an honorable mention), has enjoyed seeing them in print from time to

time. Here's another one, *Tony!* Good luck on the 1950's TV set and 1930's battery console that you're now restoring.

COMMUNICATIONS-GEAR FANS

I have a several more letters relating to the recently completed series of columns on the Hallicrafters Sky Buddy restoration. For instance, *Lloyd Godsey* (21401 NE Sandy Blvd. #374, Troutdale, OR 97060), who had been following the series, eventually picked up an S-20 Sky Champion (big brother of the Sky Buddy) to restore himself. Now he'd like to locate a Hallicrafters SX28, so contact him if you can help.

Reader Godsey has a copy of the *Howard W. Sams Postwar Communications Receiver Manual*, which includes service folders on major brands of communication receivers manufactured between 1946 and the early 1950's. It does not include information on the Sky Buddy or Sky Champion, which were prewar sets, but did yield service data on the Hallicrafters S40-A—which was requested by Brazilian reader *Joel Robinson* in an earlier column. Lloyd was kind enough to send the S40-A info to Johnson, and (for the cost of copying and postage) would be glad to help other readers who might need data from the book.

Harold Webster (109 Sparky Circle, Bay, AR 72411) also likes to restore vintage ham gear and has one of the Sams manuals. He, too, will send data to anyone



This Zenith set (seems to be model ES220Y) is Bob Wondoloski-Eaton's latest project. Can someone supply a schematic?

Bruce Haffner (8515 W. 165 Pl., Tinley Park, IL 60477) reports that he has 1½ non-working Sky Buddy sets and is combining them to make a good one. He is also looking for copies of the series of Echophone articles that appeared in this column a few years ago. Watch these pages over the next several months, Bruce. I hope to combine, edit, and reprint certain of the more popular *Antique Radio* restoration series so

1060-A) for his long, chatty letter. Reader Salguero has been hooked on antique sets since he was a child, and owns three Hallicrafters radios, including an S-120, an S-388, and an Echophone EC-1A. He, too, would like a copy of the Echophone series.

Melvin L. Erickson, (5116 Woodhaven Dr., Flint, MI 48504) has a restored "Sky Champion" Model S-20-R. It's in very good condition, and is working fine now that he has replaced most of the capacitors. He'll be glad to copy the instruction manual for anyone that needs it. Though he didn't specify, I'd assume he'd appreciate a self-addressed stamped envelope and copying costs.

Is there a vintage-transmitter expert who can help reader Collin Collier (Rt. 1, 3400 Hwy. 341 S, Hawkinsville, GA 31036) identify the unit pictured? It appears to be a commercially made set that has undergone modification, some of it not very neatly done. The set has a 6AG7 crystal oscillator and a couple of 5933's in the final.

restore her 1934-35 Crosley cathedral set. She's been disappointed several times in the past, and really would like to find someone who can handle the job. Reader George King (7300 Denise Dr., Little Rock, AR) needs a source of schematics for a number of antique receivers. Contact him if you have the data and would be willing to make copies for a reasonable fee.

Reader Ted Weissgerber (1413 Gill Hall Rd., Clairton, PA 15025) restored an RCA Radiola 18 for a friend. It works fine but he's worried about the tubes, which don't light up brightly. Don't be concerned, Ted. Tubes of the type used in early plug-in radios such as the Radiola 18 tend to look dim.

Perhaps someone could write and advise Ted about his other problem: stabilizing (or replacing) the fragile grill cloth on that radio's Model 103 loudspeaker—the one with the embroidered flower arrangement. I know that I once read about a very serious restorer who had some of those grill cloths made up in Taiwan or China, and was going to make them available for sale.

Reader Ben Myers (Lanham, MD) wonders why the area between 8 and 9 MHz on the dial of his Majestic model 3SC80 is marked "Television Audio." Well, Ben, the early experimental TV programs were broadcast on shortwave rather than on VHF and UHF as is today's practice. Picture and sound used separate channels, and the practice apparently was to send the audio in the 8-9-MHz band.


Can someone assist Gerard Szaulis (4420 6th Ave., Edson, Alta., T7E 1B6 Canada) with an instruction (Continued on page 90)



More sets from Tony Schwartz's collection. Top row (from left): Arvin, model unknown; Admiral 7RT42-N radio phono. Middle row: Atwater Kent 37; Zenith 7S633. Bottom row: Philco 38-120; Zenith 7C05; Silvertone 9005.

needing it for the cost of copying and postage. Reader Webster would like very much to hear from anyone who can supply data on the Conar Model 500 3-band receiver and Model 400 3-band transmitter produced by National Radio Institute about 1968-1970. NRI no longer has the info.

Reader Ronald Messenger was particularly interested in the column covering the Sky Buddy's realignment (May, 1993 issue). He owns some communications receivers of the same vintage and plans to acquire a signal generator so that he can work on his own radios.



Can someone help Collin Collier identify this much-modified transmitter? (See text for details).

that they will be available to interested readers.

Thanks to reader Nestor Jose Salguero (Apartado 61373, Caracas, Venezuela

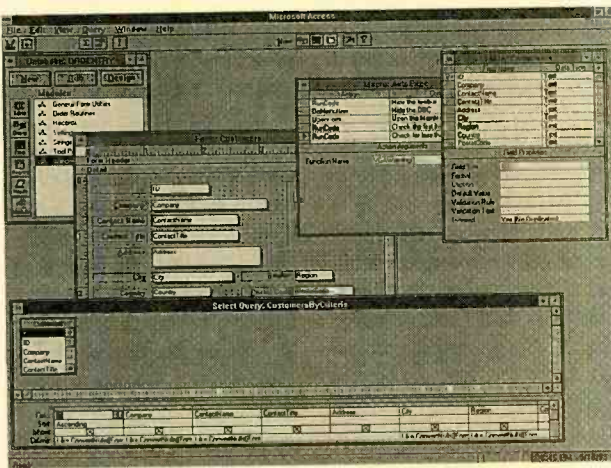
HELP WANTED

Norma M. Heatley (5855 Dixie Highway, Clarkston, MI 48346) is looking for a competent repair person to

COMPUTER BITS

By Jeff Holtzman

The Centaur Of The Information Age



While today's graphical-programming tools allow the design of powerful, easy-to-use packages like Microsoft's Access, graphics alone do not guarantee a good human/machine interface.

There is a common and insidious misconception that user-interface design (UID) consists merely of artfully arranging pre-defined screen elements in symmetrical patterns with pleasing colors. Nothing could be farther from the truth. Have you ever been fooled by a program built around an attractive screen that, nonetheless, was difficult to use?

Pleasing patterns and colors may be necessary, but they're certainly not sufficient—not by a long shot. To think that that's all there is trivializes a subject that has engaged our brightest researchers and developers for more than three decades, and that has also spawned several infamous lawsuits (e.g., Lotus vs. Borland, Apple vs. Microsoft/HP).

You can see the same type of phenomena everywhere; e.g., handheld remote controls where you always hit the volume button when you mean to

change channels, and answering machines that require you to press a hidden button to perform a common action such as erasing current messages. How about feeding paper—worse, labels—worse yet, preprinted forms—into a dot-matrix printer? This wider area falls under a field of study variously called "human factors and ergonomics."

User-interface design is traditionally viewed as the subset of human factors that is specifically concerned with the human-computer interface. Unfortunately, that view casts the problem in a prejudicial framework defined by two static entities (the user and the computer) as if the user were another entity in the category of things like modems, mice, monitors, printers, and keyboards that attach to a computer through some interface.

Modern thinking casts the problem in totally different terms, in which hardware is subsumed to the real problem: *User Interaction Design* (UID). UID focuses on *how* rather than *what*, and on *processes* rather than *mechanisms*. UID involves creating processes for interacting with a computer; out of those processes fall requirements for mechanisms—mice, graphics screens—that facilitate the processes.

Other types of requirements fall out as well. Sequencing requirements (e.g., put car in gear before engaging clutch), "mode" requirements (e.g., draft vs. proof quality), metaphorical requirements (e.g.,

computer as filing cabinet, computer as ledger book), representational requirements (e.g., monochrome vs. color, 2D vs. 3D, etc.), and more.

In the end, UID involves creating a "virtual" or "cyber" space in which the user can perform tasks transparently. Transparently means with little or no conscious knowledge of the process of tool usage, like writing by hand or riding a bike. Cyberspace is an abstract representation of something that may or may not exist physically. Inexperienced users typically need UID's that closely mimic a physical device, for example, a typewriter or a columnar pad. But as user sophistication increases, the "cyber" representation itself becomes reality. (Think of a desktop publishing program.)

The intensity of experience in cyberspace is directly proportional to the degree of transparency involved in navigating and operating in that space. Watch dedicated video-game players, desktop publishers, or programmers for examples of transparent experience.

To persons in those situations, there is no human-computer interface; there is no interface at all. In those situations, man and machine meld into a single, co-responsive entity, the Centaur of the information age. You've probably played a video game or two; do you ever get that kind of feeling when operating your favorite word processor? Probably not—but I bet you could.

REFERENCES

The Media Lab, Stewart Brand, Viking 1987. A visionary description of advanced research at MIT, some of which is even now coming to fruition.

The Art of Human-Computer Interface Design, edited by Brenda Laurel, Addison-Wesley, 1990. Lots of papers and examples from researchers at Apple, PARC, etc.

Designing the User Interfaces, Ben Schneiderman, Addison-Wesley, 1987. Lots of background and practical advice from a leading authority.

Learning with Interactive Multimedia, edited by Sueann Ambron and Kristina Hooper of Apple, Microsoft Press, 1990

Computers as Theater, Brenda Laurel, Addison-Wesley. Applies Aristotle's theory of drama to the design of what might be called the collaborative user interface (CUI). Microsoft's "Wizards" (seen in Excel 4.0 and Access 1.0) and the "Cue Cards" in Quicken are crude attempts in this area.

The Design of Everyday Things, Donald Norman, Doubleday, 1988. A broad view of the human-factors field with plenty of practical examples covering everything from door handles to keyboards. (Formerly published as *The Psychology of Everyday Things*.)

THE COMPUTER AND THE WIMP

The ability to create effective user-interaction designs depends on three things:

- deep comprehension of machine capabilities,
- deep comprehension of what users want to do, and
- the ability to find the optimal compromise among machine capabilities, user needs, available development time, and cost.

By itself, the fact that a piece of software uses WIMP elements (Windows, Icons, Menus, Pointing devices) means nothing. It is just as easy to build a poor user interface with a WIMP/

GUI as with a command-line interface like DOS or UNIX. And with tools like Visual Basic, it is even easier.

Neither Windows nor Macintosh (nor Motif, Openlook, GeoWorks, or anything else you may have seen) represents the pinnacle of UID. Things are going to change a lot in the next few years, even more so than in the past few years. Computer technology is still undergoing extremely rapid evolution. Today's 486 and Pentium processors are just now becoming able to handle the rich data types that are the hallmark of the kinds of user interfaces that we will eventually end up with.

For more information, the sidebar lists several books that I've found informative in this area. You may also want to check conference proceedings and journals from a Special Interest Group (SIG) of the Association for Computing Machinery (ACM) called SIGCHI (or Special Interest Group on Computer-Human Interaction). Research in the computer-human interaction area is what gave us the mouse, the GUI, on-screen fonts and colors, hypertext, multimedia, and many other innovations that people are starting to take for granted now that Windows has achieved market and mind share.



Be an FCC LICENSED ELECTRONIC TECHNICIAN!

Earn up to \$2000/Week and more!

Learn at home in spare time.
No previous experience needed!

No costly school. No commuting to class. The Original Home-Study course prepares you for the "FCC Commercial Radiotelephone License." This valuable license is your professional "ticket" to thousands of exciting jobs in Communications, Radio-TV, Microwave, Maritime, Radar, Avionics and more... even start your own business! You don't need a college degree to qualify, but you do need an FCC License.

No Need to Quit Your Job or Go To School This proven course is easy, fast and low cost! **GUARANTEED PASS**—You get your FCC License or money refunded. **Send for FREE facts now. MAIL COUPON TODAY!**

COMMAND PRODUCTIONS

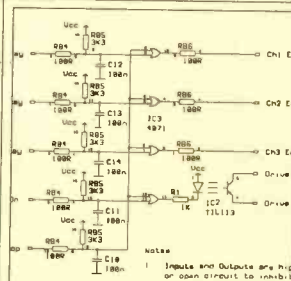
FCC LICENSE TRAINING, Dept. 100
P.O. Box 2824, San Francisco, CA 94126
Please rush FREE details immediately!

NAME _____
ADDRESS _____
CITY _____ STATE _____ ZIP _____

PCB and SCHEMATIC C.A.D.

EASY-PC

\$195



- Runs on PC/XT/AT/386/486 with Hercules, CGA, EGA or VGA display and many DOS emulations.

- Design Single sided, Double sided and Multilayer boards.

- Provides Surface Mount support.


- Exceptionally fast operation.

- Standard output includes Dot Matrix / Laser / Inkjet Printers, Pen Plotters, Photo-plotter and N.C. Drill.

- Award winning EASY-PC is in use in over 17,000 installations in 70 Countries World-wide

- Very easy to learn and use.

- Not Copy Protected.



Options - 500 Piece Surface Mount Library \$112
1000 Piece library \$75.00 Gerber Import facility \$195.00

For full details write, call, fax or use inquiry #

Number One Systems Ltd. I

REF:- PEUSA, HARDING WAY, SOMERSHAM ROAD, ST. IVES, HUNTINGDON, CAMBS, ENGLAND, PE17 4WR

Telephone

USA: 011 44 480 461778 (7 lines)

Intnl: +44 480 461778

FAX: 011 44 480 494042

BRITISH DESIGN AWARDS 1989

AMERICAN EXPRESS, MASTERCARD and VISA WELCOME.

CIRCLE 13 ON FREE INFORMATION CARD

CIRCUIT CIRCUS

By Charles D. Rakes

Plenty Of Oscillators

In this month's Circus, we're going to present several simple but interesting circuits, all of which are based on a single chip—the 4093 CMOS quad 2-input NAND Schmitt trigger, a special NAND gate that is ideally suited for use with slow-changing or noisy input signals.

ASTABLE OSCILLATOR

Our first circuit (see Fig. 1) uses two gates from the quad 4093 package to form a simple astable squarewave oscillator. Actually, the first gate functions as the oscillator and the second serves to buffer the output signal. When power is applied to the circuit and S1 is placed in the RUN position, pin 1 of U1-a is

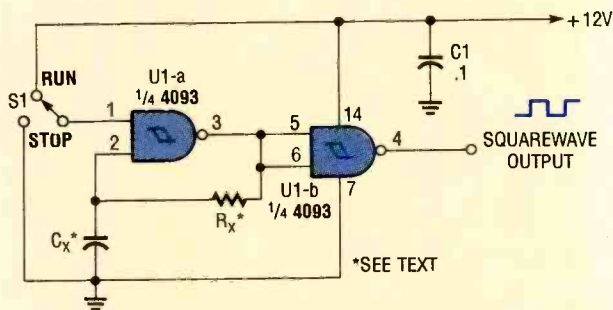


Fig. 1. In this circuit, two gates from the quad 4093 package are used to form a simple astable squarewave oscillator.

high and pin 2 is low. That combination of inputs causes U1-a's output to go high, causing C_x to begin charging through R_x .

As C_x charges, the voltage across C_x continues to rise until the charge reaches U1-a's high input-trigger voltage, causing its output to swing low. The capacitor discharges until the gate's low-input threshold level is reached. That causes U1-a's output to

change states, causing the sequence to repeat. That cycling effect (oscillation) is caused by the difference in the IC's high- and low-gate threshold points.

The circuit's operating frequency (which can range up to about 1 MHz) is determined by the values of C_x and R_x . The value of C_x can be varied from a few picofarads to several microfarads as long as its internal leakage current is very low. The value of R_x can range anywhere from a few thousand ohms to more than several megohms. More information on selecting values for C_x and R_x for a given frequency range is covered in the following oscillator circuits.

VFO

The variable-frequency oscillator (VFO) shown in Fig. 2 is an offshoot of the previous circuit; here, however,

C1 is set to its maximum capacitance value. The oscillator's frequency stability is excellent.

The tuning capacitor may be kind of hard to come by from conventional sources, however it can usually be obtained from local ham-fests or scrounged from an old tube-type AM radio. If all else fails, check with some of the old timers at local ham clubs. Tuning capacitors are out there if you look hard enough. The one I used was an old 3-gang type that provided a total capacitance of about 1000 pF (0.001- μ F) when all of its sections were paralleled. If you can't locate a 2- or 3-gang unit, you can get by with a single 365-pF variable capacitor and two 330-pF fixed units.

The two switches (S3 and S4) are used to switch additional capacitance (C4 and C5, a pair of 330-pF

PARTS LIST FOR THE ASTABLE OSCILLATOR

C1—0.1- μ F, ceramic-disc capacitor

C_x —See text

R_x —See text

U1—4093 quad 2-input NAND Schmitt trigger, integrated circuit

S1—SPDT switch

Perfboard materials, +12-volt power source, IC socket, wire, solder, hardware, etc.

the operating frequency is controlled by C1 (a variable tuning capacitor). The circuit can provide an output frequency ranging from 115 Hz to over 40 kHz. The lowest frequency range (see the chart in Fig. 2) is obtained with the largest resistance value. The lowest frequency in all frequency ranges is obtained when

units) into and out of the circuit. The lower three frequency ranges shown in the chart were obtained by adding a fixed 100-pF capacitor across C1. Adding that fixed capacitor to the circuit reduced C1's tuning range, but offers the advantage of making it easier to set the oscillator to the desired frequency.



Give a Friend a Year of Electronics Fun this Christmas...

Does fighting the crowds at Christmas short-circuit your holiday fun? Don't blow a fuse this year. . . for the friend who shares your love of project-oriented electronics — or a youngster who may need only a spark to ignite a life-long interest — give a gift subscription to Popular Electronics.

Popular Electronics readers get the know how they need to build exciting, educational, and useful projects like these . . . a touch light dimmer. . . a traveler's theft alarm . . . an economy NiCd battery charger. . . a voice synthesizer. . . a portable frequency counter. . . a shortwave converter. . . a stereo graphic equalizer. . . even a robot!

PLUS. . . Gizmo, our honest and straight-shooting review of the latest consumer-electronics gear. . . Market Center, featuring mail-order merchants that are ready to help you in all your hobby activities. . . articles and columns covering every aspect of the electronics hobby — including antique radio, shortwave listening, ham radio, computers, scanners, circuit design, and more!

SAVE MONEY. . . A great gift to receive, Popular Electronics is also a great gift for *you* to give! The Special Holiday Rate saves you \$23.05* off the newsstand price on each gift. You can save another \$23.05* when you start or extend your own subscription at the same time. It's our "thank-you" for sharing Popular Electronics with a friend this Christmas.

Send no money, unless you prefer. We'll be glad to bill you in January, 1994. Just take a brief moment to go over your gift list and make sure you haven't forgotten anyone who might appreciate the many benefits of Popular Electronics. Then write the names on the attached Gift Certificate and mail it back in the postage-paid reply envelope. . . we'll take it from there!

Your friends will receive a handsome gift announcement card signed with your name just before Christmas. And all through the new year they'll remember and appreciate your thoughtful gift! So don't blow a fuse. . . take it easy and enjoy the holidays. Give Christmas gifts of Popular Electronics!

Popular Electronics[®]

*Basic sub rate—1 yr/\$21.95

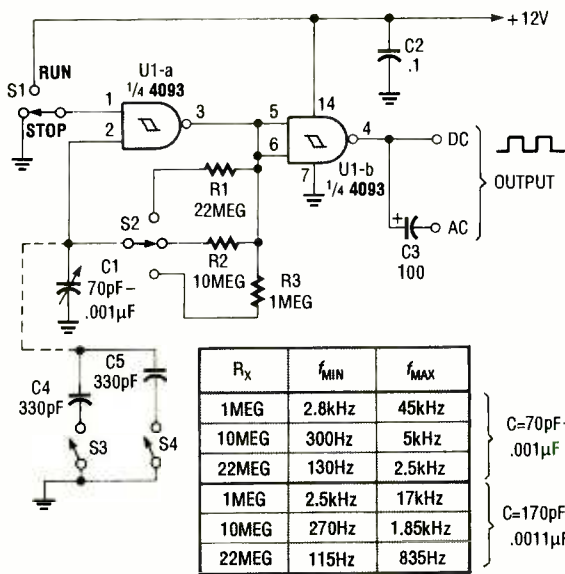


Fig. 2. This variable-frequency oscillator (VFO) is an offshoot of the previous circuit; however, this circuit has a variable (via C1) operating frequency.

PARTS LIST FOR THE VFO

RESISTORS

(All resistors are 1/4-watt, 5% units.)

- R1—22-megohm
- R2—10-megohm
- R3—1-megohm

CAPACITORS

- C1—70-pF—0.001- μ F, variable (see text)
- C2—0.1- μ F, ceramic-disc
- C3—100- μ F, 25-WVDC, electrolytic
- C4, C5—330-pF, ceramic-disc

ADDITIONAL PARTS AND MATERIALS

- U1—4093 quad 2-input NAND Schmitt trigger, integrated circuit
- S1—SPDT switch
- S2—SP3T switch
- S3, S4—SPST switch
- Perfboard materials, +12-volt power source, IC socket, wire, solder, hardware, etc.

ANOTHER VFO

Our next circuit is another VFO (see Fig. 3). That circuit, however, reverses the roles of R_x and C_x ; e.g., the oscillator's frequency is varied by adjusting R2 and its frequency range is determined by selecting a timing capacitor via S2. At this juncture, you might be wondering why use a variable capacitor, as in the previous circuit, if it's so easy to obtain similar results with an

easy-to-get potentiometer? The main purpose of using the variable capacitor (at least in this column) is to help illustrate the flexibility of the 4093 and to offer another method of frequency control.

The oscillator circuit in Fig. 3 has four frequency ranges: position 1 has a frequency range of from 2 Hz to 32 Hz; position 2 from 30 Hz to 310 Hz; position 3 from 285 Hz to 2.85 kHz, and

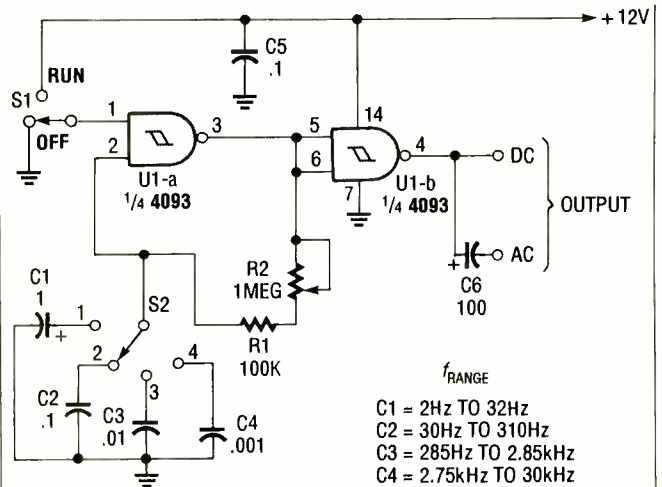


Fig. 3. The circuit shown here (another VFO) reverses the roles of R_x and C_x ; e.g., the oscillator's frequency is varied by adjusting R2 and its frequency range is determined by selecting a timing capacitor via S2.

PARTS LIST FOR ANOTHER VFO

RESISTORS

(All fixed resistors are 1/4-watt, 5% units.)

- R1—100,000-ohm
- R2—1-megohm linear potentiometer

CAPACITORS

- C1—1.0- μ F, Mylar
- C2—0.1- μ F, Mylar
- C3—0.01- μ F, Mylar
- C4—0.001- μ F, Mylar
- C5—0.1- μ F, ceramic-disc
- C6—100- μ F, 25-WVDC, electrolytic

ADDITIONAL PARTS AND MATERIALS

- U1—4093 quad 2-input NAND Schmitt trigger, integrated circuit
- S1—SPST switch
- S2—SP4T switch
- Perfboard materials, +12-volt power source, IC socket, wire, solder, hardware, etc.

position 4 from 2.75 kHz to 30 kHz.

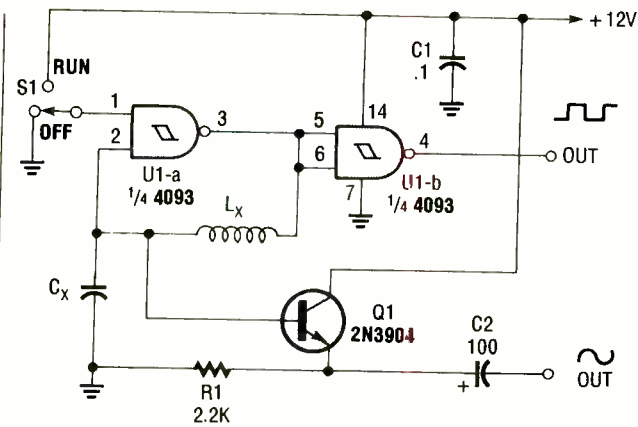
SINEWAVE OSCILLATOR

Squarewaves are nice, but there are times when a sinewave oscillator is useful. The circuit in Fig. 4 shows just how simply that can be accomplished. By replacing R_x of the previous circuit with an inductor, the simple squarewave oscillator turns into a nice little sinewave generator. Several capacitor and inductor values along with their expected frequencies are also given in Fig. 4; those values can

be used as a guide in selecting components for a desired frequency.

RANGE SWITCH

Our next circuit (see Fig. 5) shows how easy it can be to electronically switch the oscillator's frequency range. In this circuit, a 2N3904 NPN transistor (Q1) is used as a simple switch that places a second capacitor (C2) in parallel with the circuit's timing capacitor (C1). When S1 is placed in the LOW FREQ. position, a positive voltage is applied to the base of Q1, causing it



C_x	L_x	f_{cut}
.018	50mH	9kHz
.018	2mH	14kHz
.047	5mH	5.5kHz
1	1H	300Hz
1	10H	100Hz

*SEE TEXT

Fig. 4. By substituting an inductor (L_x) for R_x of the previous circuit, the simple squarewave oscillator becomes a sine wave generator.

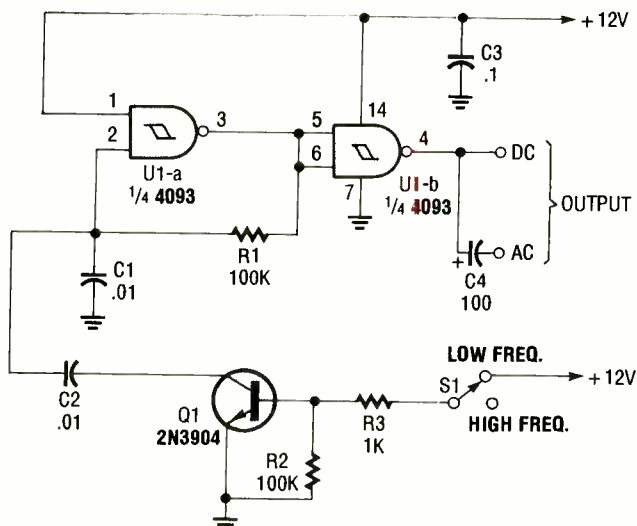


Fig. 5. The operating frequency of our oscillator circuits can be altered by adding the transistor-switch portion (Q1, R2, R3, and S1) of this circuit.

to turn on, pulling its collector to ground. That places C2 in parallel with C1, thereby increasing the effective timing capacitance, which in turn lowers the oscillator's operating-frequency range.

If S1 is flipped to the HIGH FREQ. position, Q1 turns off, removing C2 from the timing circuit. Removing that capacitor decreases the oscillator's effective timing

capacitance, thereby raising the oscillator's operating-frequency range.

Although the transistor circuit was designed to be driven by the output of a CMOS gate, a mechanical switch (S1) is shown to illustrate how the circuit operates. The transistor switch can be used with both the squarewave and sine wave oscillators shown earlier.

PARTS LIST FOR THE SINEWAVE OSCILLATOR

SEMICONDUCTORS

U1—4093 quad 2-input NAND Schmitt trigger, integrated circuit
Q1—2N3904 general-purpose NPN silicon transistor

CAPACITORS

C1—0.1- μ F, ceramic-disc
C2—100- μ F, 25-WVDC, electrolytic
 C_x —See text

ADDITIONAL PARTS AND MATERIALS

L_x —See text
S1—SPST switch
R1—2200-ohm, 1/4-watt, 5% resistor
Perfboard materials, +12-volt power source, IC socket, wire, solder, hardware, etc.

PARTS LIST FOR THE RANGE SWITCH

SEMICONDUCTORS

U1—4093 quad 2-input NAND Schmitt trigger, integrated circuit
Q1—2N3904 general-purpose NPN silicon transistor

RESISTORS

(All fixed resistors are 1/4-watt, 5% units.)
R1, R2—100,000-ohm
R3—1000-ohm

CAPACITORS

C1, C2—0.01- μ F, ceramic-disc
C3—0.1- μ F, 50-WVDC, ceramic-disc
C4—100- μ F, 25-WVDC, electrolytic

ADDITIONAL PARTS AND MATERIALS

S1—SPST switch
Perfboard materials, +12-volt power source, IC socket, wire, solder, hardware, etc.

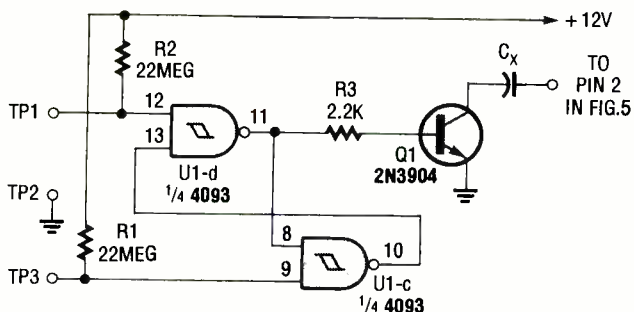


Fig. 6. This circuit uses two NAND Schmitt triggers connected in a flip-flop configuration to produce a bridged touch-activated switch. The switch can replace the range-switching portion (Q1, R2, R3, and S1) of the circuit in Fig. 5.

BRIDGED TOUCH SWITCH

Our next circuit (Fig. 6) uses two NAND Schmitt triggers, connected in a flip-flop configuration, to pro-

duce a bridged touch-activated switch, which can replace the range-switching portion (Q1, R2, R3, and S1) of the Fig. 5 circuit.

(Continued on page 90)

THINK TANK

By John J. Yacono

Derby Finale

We are now at the end of our pinewood derby exhibition. This month we'll present the last quality pinewood-derby circuits that made it in on time. The contributors will be rewarded with a *Think Tank II* book and, as a bonus for taking part in our derby mania, MCL1010 chips.

With regard to the pinewood-derby contributors, I say a hearty thank you. As it turns out, although they required more work on the part of the entrants, I received more pinewood-derby circuits than any prior specially requested submissions! You've probably helped a lot of community organizations, and, if nothing else, gave some of us a feeling of community

spirit again. Thanks for making the effort worthwhile.

Next month, I promise to get back to our introductory topic, "Logic IC's." For now, though, let the players take the field . . .

MULTIPELXED DERBY

Regarding the request from Stephen Guye about a circuit for a six-lane race judge, I think I have just the thing. The circuit consists of six 7-segment displays (one per lane) that are driven by six BCD-to-7-segment latch/decoder/drivers that are enabled by the outputs of a hex D-type flip-flop.

Figure 1 shows the flip-flop portion of the circuit. When power is first applied to the circuit, capacitor C1, which is connected to the clear (\overline{CLR}) input of U2 at pin 1, initially acts a short, pulling pin 1 low. After that, capacitor C1 begins to charge through R1. When C1 is fully charged (about a second later), a high is placed on both the D_1 and \overline{CLR} inputs. That sets U2 for the first pulse delivered to the clock (CLK) input—all the outputs are cleared (low) and there is a high waiting at the D_1 (pin 3) input.

Notice from the display section (shown in Fig. 2) that all the binary inputs of the six 4511 display drivers (only one is shown) have their like inputs connected together and tied to ground through four pull-down resistors (R2-R5). Those resistors cause the display drivers to initially show a 0 on each display.

Notice also from the detector diagram (in Fig. 3) that each binary input on

the drivers (except for D, which corresponds to the 8 input in BCD and is not used) is connected to one or more outputs from the detector (phototransistor) circuits. If you follow the lines leading from the collector of each phototransistor, you'll see that Q1 is connected to the A input(s) only. That means that when Q1 is triggered, the display driver that is latched will only receive a BCD 1 since all the other inputs are tied to ground through their pull-down resistors. Likewise, Q2 is connected only to the B (or BCD 2) input, Q3 is connected to both the A and B inputs (producing a BCD-input value of 3), and so on.

Capacitors C2 through C7 at the collectors of Q1-Q6, respectively, force their input signals to appear as short pulses across R6 through R11 (10k resistors). Keeping the pulses brief prevents pulses (and thus BCD data) from separating one another should their car's finish close to one another. Those pulses are fed to the input of U1-a and, through U1-b, and then fed to the clock (CLK) input of U2 (back in Fig. 1).

Phototransistors Q1 through Q6, which are placed on the track and receive normal room lighting, are switched on by that light and effectively connect each of the 1.5k resistors (R6 through R11) to ground. The low keeps the display-driver inputs from receiving a pulse that would change their state until a car passes, blocking

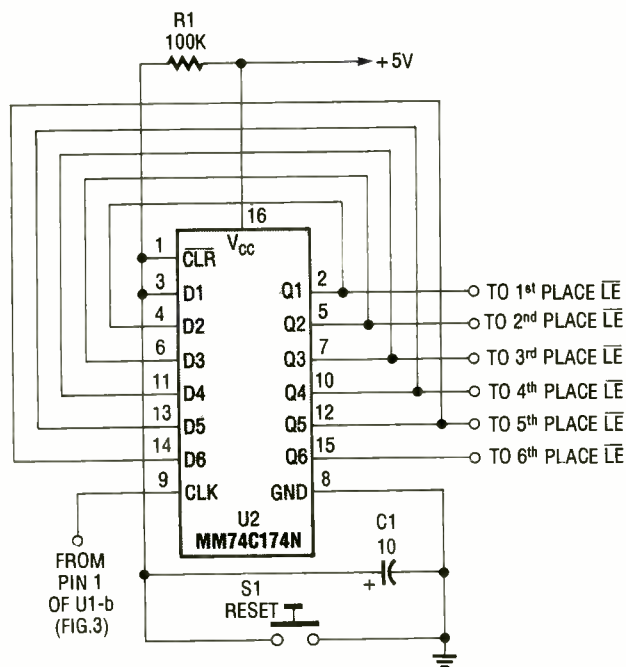


Fig. 1. This hex flip-flop indirectly receives clock pulses from the dark detectors and activates each place-display circuit one at a time. Components R1 and C1 initially set-up the flip-flop and those components can be reactivated by depressing S1 to initialize the flip-flop for future races.

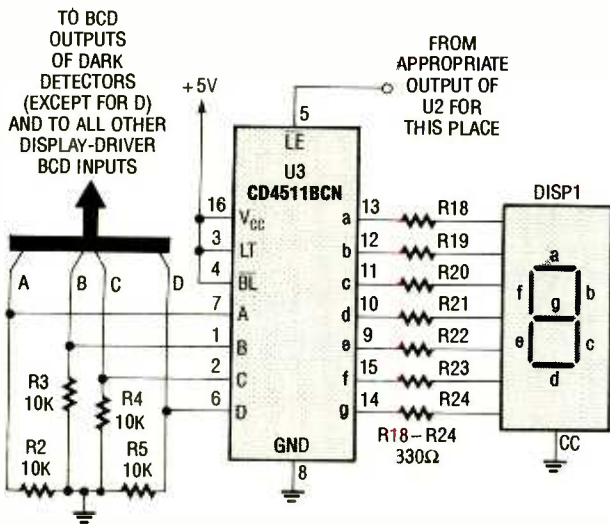


Fig. 2. Each display circuit receives BCD data from the dark-detector/BCD-encoder circuitry, but only the display circuit that is latched by U2 (in Fig. 1) will hold and display the current lane number.

the light to a phototransistor.

When a car passes over a phototransistor, it turns off, producing a high at its collector. That high is fed through its respective capacitor and diode(s), placing a high across the resistor connected to the input(s) of its respective display driver. After a very short time, the capacitor charges and the voltage across the resistor once again goes low, so the next car that comes along and turns-off a phototransistor won't experience any interference from the previous one.

Phototransistor Q1 should be placed in lane 1, Q2 goes in lane 2, and so on down the line to Q6, which is, naturally, placed in lane 6. Likewise, the displays should be placed in order; i.e., display one should be placed first, display 2 second, and so on so that display six shows the car that comes in last. If that layout is followed, each display will show the lane number for the car that

finished in that place.

For example, at the moment car c phototransistor turns off, the capacitor at its collector begins to conduct, placing a high at one or more inputs to the display drivers and at the input to U1-a. That gate along with U1-b forms a 3-input or gate, so they apply the high to the clock input of U2. Integrated circuit U2 then places the value of the D1 input on its Q1 output (see Fig. 1). Since D1 is high, the Q1 output of U2 goes high. Each output of U2 is connected to a latch-enabled input on one of the display drivers, so that when the Q1 output goes high, it latches the data on the first-place display-driver's inputs. The Q1 output is also connected to U2's D2 input, so that when the first-place display is latched, a high is placed on the next data input (D2) of U2, readying it for the next car to block a phototransistor and simultaneously place data at the inputs of the display drivers while clocking U2 to latch the next display.

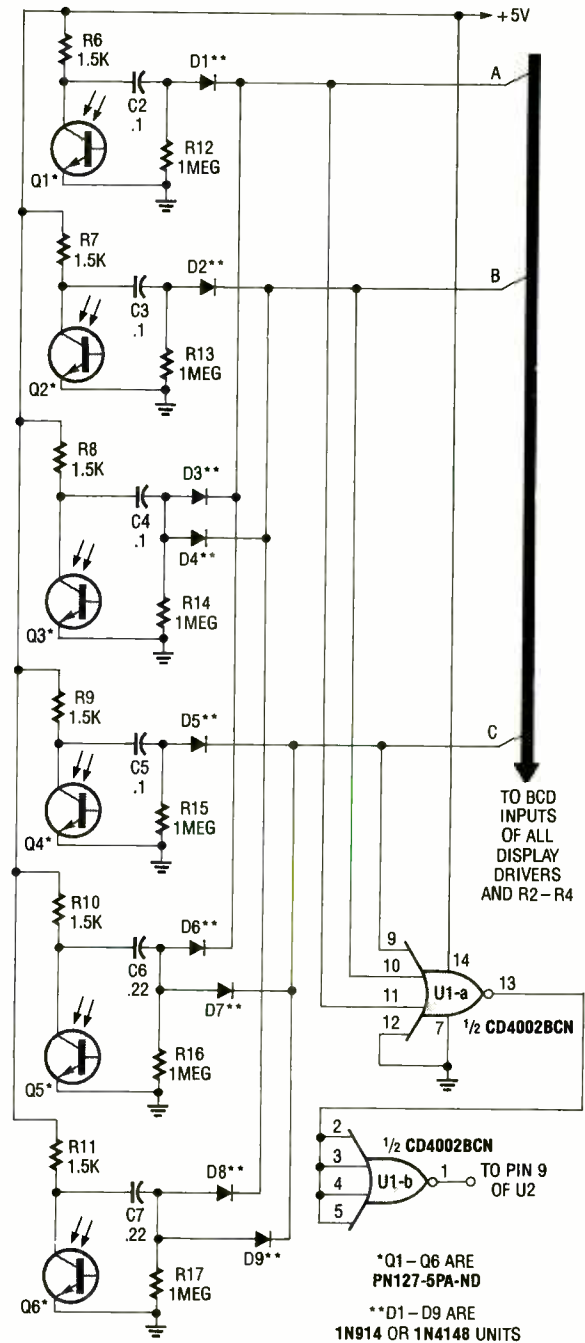


Fig. 3. The two 4-input NOR gates are used to OR the output of all the dark detectors to produce a clock pulse when each car crosses the finish line. The output of each detector is BCD-encoded by the diodes in order to transcribe its lane number onto the display-driver bus.

After the race, the circuit can be reset by pushing S1, a normally open momentary-contact switch. When S1 is pushed, the D1 and D2 inputs of U2 go low long

enough to clear the flip-flop outputs. When the outputs go low, the displays are no longer latched, and once again they display zero data at their BCD in-

happen to have the six displays already. You can also cut power consumption considerably by placing a transistor between each display and ground and using a clock circuit to strobe them on in turn.

—Guy Lamrouex,
Sarasota, FL

You really cut down on parts by using diodes as a BCD-data generator and U2 as a shift-register style latch enable. I suppose if an octal flip-flop (or 8-bit shift register) were used in place of U2, you could take advantage of the unused display-latch inputs by adding two more lanes. Of course, the additional dark detectors would have to be appropriately multiplexed, with the last lane (number 8) connected to the unused input of U1-a.

OVER THE LINE

I was pleasantly surprised to read the call for pinewood-derby finish detectors. Years ago, a friend of mine asked me to build one because a genuine fist fight had erupted during the previous year's competition.

The first thing that I considered was how to display the results. I decided to use six 7-segment latched displays to reveal the contestants' finishing order (see Fig. 4). So the left-most display in my system indicates the lane that finished first, the display to the right of that shows the second-place winner, and so on.

Each lane's photodetector (Q2 in the schematic diagram) sets an RS flip-flop (represented by U8-a) that is unique to that lane. The flip-flop's state change is sent through a capacitor and pull-up resistor to edge trigger a second RS flip-flop (U8-b) that is connected to the lane-number input of a

binary encoder (U3). After that pulse, the encoder's output-data lines contain the lane number.

The same edge-triggered pulse that sets the second flip-flop is sent to an eight-input NAND gate (U2) that triggers a very fast monostable multivibrator (U4-a). In turn, the monostable's output pulse advances a binary counter (U5) and triggers another very fast monostable (U4-b). The counter output is decoded and sent to a pulse generator that latches the display corresponding to the counter contents. The output of the second monostable is designed to allow the expiration of the latch pulse before resetting the second RS flip-flop (which is locked out until a master reset is activated). The lane number data is present on the latch data lines before the latch pulse occurs, and is stable throughout. After latching the data, the lane is locked out.

Two types of displays were used. One of the displays was based on the classic 7475, 7447, and 7-segment display arrangement (not shown). The second used the Texas Instruments TIL308 display, which has a built-in latch and 7-segment decoder, as shown.

—Kenneth J. Michael,
Palos Hills, IL

Having the display list the finishing order is a nice change from the usual lined display. If nothing else, it allows the builder to set up a track with more lanes than there are places of merit.

That's all for now, and for the pinewood derby. Until next month, take care and send your best efforts to: *Think Tank, Popular Electronics*, 500-B Bi-County Blvd., Farmingdale, NY 11735. ■

Earn Your B.S. Degree in ELECTRONICS or COMPUTERS



By Studying at Home

Grantham College of Engineering, now in our 43rd year, is highly experienced in "distance education"—teaching by correspondence—through printed materials, computer materials, fax, and phone.

No commuting to class. Study at your own pace, while continuing on your present job. Learn from easy-to-understand but complete and thorough lesson materials, with additional help from our instructors.

Our Computer B.S. Degree Program includes courses in BASIC, PASCAL and C languages — as well as Assembly Language, MS DOS, CADD, Robotics, and much more.

Our Electronics B.S. Degree Program includes courses in Solid-State Circuit Analysis and Design, Control Systems, Analog/Digital Communications, Microwave Engr, and much more.

An important part of being prepared to *move up* is holding the right college degree, and the absolutely necessary part is knowing your field. Grantham can help you both ways—to learn more and to earn your degree in the process.

Write or phone for our free catalog. Toll free, 1-800-955-2527, or see mailing address below.

•
Accredited by
the Accrediting Commission of the
National Home Study Council
•

GRANTHAM
College of Engineering
Grantham College Road
Slidell, LA 70460

DX LISTENING

By Don Jensen

South American Radio Network

In Canada, the *CBC* feeds its programming to local and regional stations from coast-to-coast across the provinces. *ABC*, *NBC*, *CBS*, and *National Public Radio* networks are important broadcast services for American listeners. Although not well known to North American listeners, our southern neighbors



This cartoon bug is the logo mascot of Columbia's CARACOL radio network.

have radio networks that serve a similar purpose, particularly as national news services.

In Colombia, for example, CARACOL is one of the most important radio networks, serving Spanish-speaking stations not only in that country, but elsewhere in South America as well. CARACOL, an acronym for *Primera A*dena *R*adial *C*OLombiana, or "Columbia's No. 1 Radio Network," is headquartered in the Colombian capital, Bogota, but

owns or is affiliated with nearly 90 AM and shortwave stations in the country. Additionally, other stations within and without Colombia carry CARACOL newscasts either regularly or occasionally.

Don Moore, writing in a recent issue of the North American SW Association's *Journal*, focused his "Latin Destinations" column on CARACOL, calling it a significant force in Latin-American news coverage. As large as CARACOL is, Moore noted, it is only one part of Grupo Santodomingo, one of three business conglomerates that control much of Colombia's economy. Grupo Santodomingo owns banks, insurance companies, petrochemical plants, a television station, a national airline, and all of Colombia's major breweries. It's also a major stockholder in the popular news weeklies *Cromos* and *Cambio 16*.

CARACOL also has a satellite hookup that allows it to serve as a news hub for the rest of Latin America. Moore notes that during the last U.S. presidential election, CARACOL picked up live-satellite news feeds from North America and relayed them to major broadcasting organizations in about a dozen South American countries.

CARACOL's shortwave outlets—broadcasting from Bogota on 5,075 and 6,075 kHz—are not difficult to hear. Those outlets operate with 25 and 50 kilowatts, respectively, making them the most powerful shortwave-broadcasting transmitters in Colombia.

The 5,075-kHz channel is the most easily heard, with nightly Spanish-language programming, while 6,075 kHz may be noted during mornings. Interference can be a problem on the latter frequency, Moore says, as is the case with CARACOL Colombia's 6,150-kHz frequency, which is transmitted from Huila in southern Colombia.

Other listed CARACOL shortwave outlets include those in the Colombian cities of Bucaramanga (4,845 kHz) and Nieva (4,945 kHz). Reception reports—preferably in Spanish—may be sent to CARACOL, Apartado Aereo 9291, Bogota, D.E., Colombia.

IN THE MAIL

There are another interesting batch of letters in the box this month. If yours is not among them, why not drop us a line. Do you have questions and comments about SWL'ing? They're all welcome. The address is: *DX Listening*, **Popular Electronics**, 500-B Bi-County Blvd., Farmingdale, NY 11735.

"A longtime SWL friend of mine," writes Frank Maurer, Dothan, AL, "always ends his letters, just before his signature, by writing the number, 73. I understand that is amateur-radio slang for ending a conversation, and roughly means goodbye and best regards. But what is the origin of 73?"

I've been aware for years, Frank, that the origin of the 73 code dates back nearly a century and a half to the early days of wire telegraphy. But, recently, a more detailed explanation ap-

peared in *Contact*, the publication of the "World DX Club." It quotes a ham-radio researcher, Louise Ramsey Moreau, as saying the first authenticated use of 73 appeared in *The National Telegraphic Review and Operators' Guide*, which was first published in 1857. The purpose of that and other number codes was to serve as a sort of shorthand for regularly used and common phrases. It took far fewer strokes on the telegrapher's key to transmit a number or two than it did to laboriously tap out all the letters in the words that made up the phrase.

Originally, Moreau indicates, 73 stood for "My love to you!" But soon telegraphers were using that two-digit signal simply as a friendly greeting to fellow operators at the end of a message transmission. That usage was recognized by the National Telegraph Convention. But in 1859, when the Western Union Co. set up a standard list of numbers—1 to 92—to indicate a series of prepared phrases to be used by telegraphers, the meaning of 73 was listed as "accept my compliments."

The *20th Century Manual of Railroad and Commercial Telegraphy* gave the meaning of 73 as "My compliments to you." By 1908, *Dodge's Telegraph Instructor* said that the numerals meant "Best regards." And when the first wireless experimenters, who similarly used Morse code, came along, they adopted both the number 73 and that meaning. Morse code, of

*Credits: Ralph Brandi, NJ; Mikell Goetsch, PA; Marie Lamb, NY; Doug Robertson, CA; Chris Tyle, LA; North American SW Association, 45 Wildflower Rd., Levittown, PA 19057; World DX Club, c/o Richard D'Angelo, 2216 Burkey Dr., Wyomissing, PA 19610.

course, seems very dated in this age of fiber-optic transmission and satellite communications.

Still, Morse code survives among both amateur and professional radio operations. In fact, for those who remained hooked on Morse code, there is a bi-monthly magazine that is published in England and devoted to the code's past, present, and future. Arch-ai-cally entitled *Morsum Magnificat*, the magazine includes news and commentary on the use of Morse code today, tips for good operating, information on keys and equipment, data about clubs for Morse-code enthusiasts, and even a bit of *di-dah* humor and poetry.

For information about subscriptions, write to (include a self addressed, stamped envelope) Morsum Magnificat's North American agent, Wise Owl Worldwide Publications, 4314 West 238th St., Torrance, CA 90505, or call 310-375-6258.

ADDRESSING A PROBLEM

Next we have a suggestion from a young man who describes himself as "a 13-year-old SW enthusiast." He indicates that he lives on a rural Star Route near Jim Thorpe, PA; unfortunately, he forgot to sign his letter. Our unknown SWL says that he'd like to see more station addresses in *DX Listening* to make it easier to send reception reports and, hopefully, receive the stations' QSL cards in return.

For starters, he offers the following:

- *Israel Radio*, P.O. Box 1082, Jerusalem, Israel.
- *Voice of Free China*, P.O. Box 22-38, Taipei, Taiwan.
- *Radio Finland*, P.O. Box 10, 00241 Helsinki, Finland.

- *UAE Radio*, P.O. Box 63, Abu Dhabi, United Arab Emirates.

Thanks, Mr. X, and next time, don't forget your name. And speaking of QSL's, Klaus Spies, Niles, IL, writes to note that as far as he's concerned, the practice of collecting verifications (he's both an SWL and a licensed ham, WB9YBM) is alive and well.

"In ham radio," Klaus says, "QSL'ing still is considered the final courtesy after a contact with another ham," but he notes that some hams have cut back on QSL's for much the same reason as have some of the international SW broadcasters, "the cost of sending them."

DOWN THE DIAL

This month we'll focus on various relay transmitters around the world that have been logged recently.

ANTIGUA—9,670 kHz.

Germany's *Deutsche Welle* is relayed from this West Indian island during the evening hours. Look for it in English from around 0458 UTC, with its interval signal and identification.

CANADA—11,715 kHz.

Radio Canada International's broadcasting facilities are used to relay the English programming of *Radio Korea* on this frequency at 1045 UTC.

FRENCH GUIANA—11,680 kHz. Another South American relay sends along the English-language programming of Beijing's *China Radio International* at around 0400 UTC.

KAZAKHSTAN—12,025 kHz. The English-language programs of *Radio Nederland* noted on this frequency at 0130 UTC are reportedly relayed from former Soviet transmitters at Alma Ata. ■

Learn VCR repair at home!

MAKE GOOD MONEY IN YOUR OWN FULL- OR PART-TIME JOB



Professional-level home study course. You will master easy-to-learn, high-profit repairs *without* investing in high-tech instruments or a costly workshop.

Want more independence and higher income? Send or call today!

Free career literature:
800-223-4542

Name _____ Age _____
Address _____ Phone (____) _____
City _____ State _____ Zip _____

The School of VCR Repair
6065 Roswell Road
Dept. VP341, Atlanta, Georgia 30328

CIRCLE 159 ON FREE INFORMATION CARD

By Joseph J. Carr, K4IPV

Amateur Radio and Science Fairs

All over the country this Fall, students have been selecting science-fair projects. As a veteran science-fair judge, I am encouraged by the increase in the number of youngsters doing science-fair projects, and also by their quality. Unfortunately, I am also disheartened by the lack of radio projects, ham radio included. If at

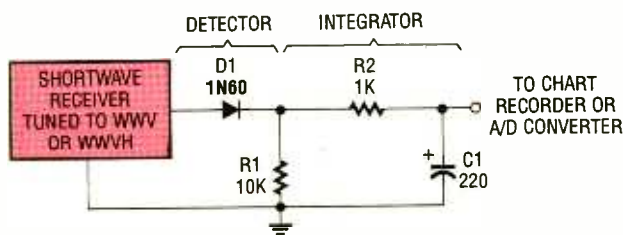


Fig. 1. Eighth-grader Jennifer Lieber of Florida (a science fair winner) used a circuit similar to this one to monitor solar-flare activity by observing WWV signals.

this late date, you are still looking for project ideas, I have a suggestion: solar and ionospheric observations. They are easily made with basic ham/SWL receivers, as well as simple homebrew VLF receivers. We will get into a few specifics a little later in this column. But first, let's see how solar and atmospheric conditions can effect radio communications.

SKIP COMMUNICATION

Radio "skip" communication is directly related to the activity of the Sun. There are several different forms of Sun activity that affect radio propagation and are seen on a regular basis: they are diurnal, 27-day (monthly), seasonal, and 11-year cycle.

Diurnal (daily) variation: The Sun rises and falls on a

24-hour cycle, and because it is a principal source of ionization of the upper atmosphere one can expect diurnal variation. During daylight hours E and D levels exist in the ionosphere, but those layers disappear at night. The height of the F2 layer increases until midday, and then decreases until evening when it disappears altogether or merges with other layers. As a result of higher absorption in the E and D layers, lower frequencies are not useful for skip during daylight hours. On the other hand, the F layers reflect higher frequencies during the day. In the 1- to 30-MHz region, higher frequencies (greater than 12 MHz) are used during daylight hours and lower frequencies (less than 12 MHz) at night.

27-Day Cycle: Approximately monthly, this variation is caused by the rotational period of the Sun. Sunspots, which can effect radio communications, are localized on the surface of the Sun and as such face the Earth only during a portion of the month. As new sunspots are formed, they do not show up on the earthside face until their region of the Sun rotates to face the Earth.

Seasonal Cycle: The Earth's tilt varies the exposure of the planet to the Sun on a seasonal basis. In addition, because the Earth's yearly orbit is not circular but elliptical, the intensity of the Sun's energy, which again ionizes the upper atmosphere and hence affects communications, varies with the seasons of

the year. In general, the E, D, and F layers are affected, although the F2 layer only minimally. Ion density in the F2 layer tends to be highest in winter, and less in summer. During the summer, the distinction between F1 and F2 layers is less obvious.

11-Year Sunspot Cycle:

The number of sunspots, statistically averaged, varies on an approximately 11-year cycle. Because of that, the ionospheric effects that affect radio propagation also vary on an 11-year cycle. Radio propagation in the shortwave bands is best when the average number of sunspots is highest.

IONOSPHERIC DISTURBANCES

Disturbances in the ionosphere can have a profound effect on radio communications . . . and most of them (but not all) are bad. Let's briefly examine some of the more common forms.

Sporadic E-Layer: A reflective cloud of ionization sometimes appears in the E-layer of the ionosphere; that layer is sometimes called the E_s layer. It is believed that the E_s layer forms from the effects of wind shear between masses of air moving in opposite directions. That action appears to redistribute ions into a thin *radio reflective* layer. Sporadic-E propagation is normally seen as a VHF phenomenon, with most activity occurring between 30 and 100 MHz, and with decreasing activity up to about 100 MHz. However, about 33% of the time, sporadic-E propagation is

possible on frequencies down to 10 or 15 MHz. Reception over paths of 1400 to 2600 miles is possible in the 50-MHz region when sporadic-E is present. In the northern hemisphere, the months of June and July are the most prevalent sporadic-E months. On most days when sporadic-E is present, it lasts only a few hours.

Sudden Ionospheric Disturbances (SID's). The SID, or "Dellinger Fade"—the sud-

dened by variations in terrestrial electrical currents and magnetism levels. Note that while HF communications fade during SID's, VLF signals are enhanced.

Ionospheric Storms. The ionospheric storm appears to be produced by an abnormally large rain of atomic particles in the upper atmosphere, and are often preceded by SID's some 18- to 24-hours earlier. Those storms tend to last from several hours to a

imum-usable frequency (MUF) and critical frequency tend to reduce rapidly as the storm commences.

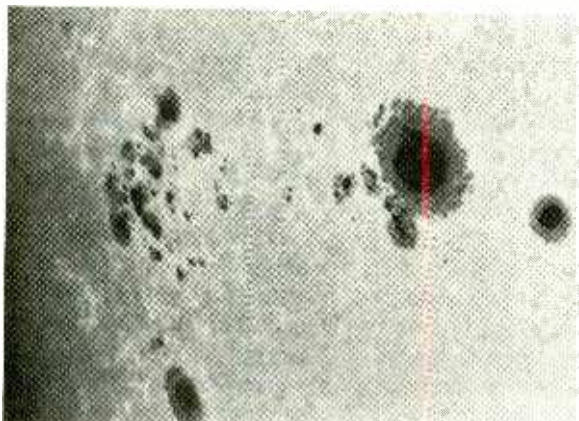
OBSERVER NEWS

Eighth-grader Jennifer Lieber of Florida was reported a science fair winner in the April 1993 issue of a newsletter titled "The Radio Observer" (C/O Bob's Electronic Service, Attn: Robert M. Sickels, 7605 DeLand Avenue, Fort Pierce, FL, 34951). She used a circuit similar to that shown in Fig. 1 to monitor solar-flare activity by observing the signal of radio station WWV. The recorded signal strength will be relatively smooth for a "quiet" solar day, ragged for an "active" solar day, and will take a very large dip, lasting sev-

me at the address at the end of this column for details on the receiver and how to obtain a PC board and parts for it.)

Still other observers listen for radio signals called *whistlers*. Gary Eggleston covered that phenomenon in a July, 1993 **Popular Electronics** article entitled "The Sky Chorus." And a receiver for monitoring whistlers appeared in *Science Probe!* in July, 1992.

If you or someone you know is interested in science-fair activities, then you might want to see my book *The Art of Science* (HighText Publications, 125 N. Acacia Avenue, Suite #110, Solana Beach, CA 92075). It has a chapter on advice for winning science fairs. The last time that I checked, B.



Sunspots (like those shown here) are localized disturbances on the surface of the Sun that face the Earth only during a portion of the month.


den loss of signals on sunny-side receivers—rarely gives any warning. A SID can last from a few minutes to many hours. It is believed that SID's occur in correlation with solar flares (bright solar eruptions) that produce immense amount of ultraviolet radiation that impinges on the upper atmosphere. A SID causes a tremendous increase in D-layer ionization, which accounts for the radio-propagation effects.

The ionization is so intense that all receiver operators on the sunny side of the Earth experience profound loss of signal strength above about 3 MHz. It is not uncommon for receiver owners to think that their receivers are malfunctioning when that occurs. A SID is often ac-

week or more, and are often preceded by two days or so by an abnormally large collection of sunspots crossing the solar disk.

Storms occur most frequently, and with greatest severity, in the higher latitudes, decreasing toward the Equator. When the ionospheric storm begins, shortwave-radio signals may begin to flutter rapidly and then drop out altogether. The upper ionosphere becomes chaotic, turbulence increases, and the normal stratification into layers or zones diminishes.

Radio propagation can come and go over the course of the storm, but it is mostly dead. An ionospheric storm is worldwide. It is noted that the max-



SID's (which can last from a few minutes to several hours) are believed to occur in correlation with solar flares (bright solar eruptions) that produce immense amounts of ultraviolet radiation and causes a tremendous increase in D-layer ionization.

eral hours, for a serious disturbance such as a SID. Other observers use very low frequencies (VLF's) between 10 kHz and 60 kHz (with 20 to 30 kHz being best) to look for daylight SID's.

The American Association of Variable Star Observers Solar Division (P.O. Box 5685, Athens, GA, 30604-5685) maintains an amateur SID-observer network. The AAVSO has designed a VLF receiver for SID observations. (Contact

Dalton and other national booksellers were stocking the book; telephone orders are available through the Independent Publishers Group at 800-888-4741.

If you are interested in radio solar observations, whether or not for science fairs, write to me (at P.O. Box 1099, Falls Church, VA, 22041) for a free bibliography. Enclose a #10 (business size) self-addressed stamped envelope (SASE) with two first-class postage stamps. ■

SCANNER SCENE

By Marc Saxon

Listen! Up in the Sky!



The Uniden Bearcat BC-700A scanner offers a novel mix of features.

Uniden Bearcat's BC-700A mobile/base scanner offers an interesting mix of features. The unit covers 29–54, 108–174, 406–512, and 806–956 MHz. The cellular bands are locked out at the factory.

There are 50 memory channels and 12 separate

search bands. Front-panel buttons allow for instant scanning of pre-programmed police, fire, aeronautic, marine, and weather channels. You can also program some of your own favorite frequencies into the police- and fire-service features. There's also a special 20-slot service-search button for private channels. You can use it to program your 20 favorite high-interest frequencies for instant access and concentrated monitoring.

Super Turbo Scan allows the BC-700A to scan and search at approximately 100 channels per second. Uniden claims that that is

about five times faster than any standard scanner.

The Bearcat BC-700A is available through Uniden's large dealer network.

PLANE TALK

From time to time, we monitor pilots exchanging communications. Those discussions are usually interesting, and, because of the altitudes at which they occur, they can be monitored from afar.

There are many different types of pilots—recreational, corporate, airline, military, test, helicopter, agricultural, and traffic reporter, to name a few—and they sometimes need to communicate with others of their ilk as they fly. At other times, the communications are strictly for enjoyment.

You might enjoy hearing airline pilots on 123.45 MHz discussing things such as looking for jobs at other airlines. Or you might monitor a practice dogfight by USAF pilots on 314.2 MHz. All communications between 225 and 400 MHz are military, and in AM mode.

Helicopters have been monitored on 123.025, 123.05, 242.4, and 244.2 MHz. Other formal and informal air-to-air communications can be heard on 122.75, 122.925, 123.25, 123.45, 138.30, 141.80, 141.90, 226.1, 226.2, 234.5, 234.55, 242.7, 270.0, 271.5, 289.7, 300.6, 303.0, 313.5, 314.2, 333.3, 376.025, and 388.75 MHz. There are

many more nationally used frequencies, of course. Still, these are the ones on which we have noted recent activity, those most often reported by readers in different parts of the country, and some taken from official listings.

Another aeronautic frequency worth monitoring is 122.95 MHz. This is the unicorn channel used at virtually all major American airports. You are likely to hear corporate jets approaching the field requesting special arrangements when they land, such as stretch limos to meet the plane on the tarmac. Or they ask for reservations to be made for luxury-hotel accommodations. I have heard celebrities arriving via private jet using 122.95 MHz when they ask airport security to meet the plane.

Finally, several months ago we ran the communications frequency used in southern California by Air Combat, a private company that owns several older military, prop-driven, training aircraft. For a fee, Air Combat's trained, veteran combat pilots take adventure-seeking passengers aloft for simulated aerial dogfights.

When we ran the West Coast frequency in this column, we mentioned that there was an Air Combat activity in the New York City area, but we didn't have the frequency. A letter from E. Magnusson of Babylon, New York, confirms that frequency as 131.25 MHz and



Relm Communications' UC-2200 is one of the many popular, low-cost VHF handhelds being offered to the general public.

tells us that the company operates from Republic Airport on Long Island.

EVERYBODY WANTS TO TALK

The two-way radio market offers to the general public an abundance of handheld transceivers. For the most part, those are relatively inexpensive units that put out about 2 watts. Most operate on a single frequency, but some can operate on two channels.

These radios are produced in considerable quantities by many manufacturers, and are marketed through electronics stores as well as automotive-supply, camping, army/navy, building-supply, sporting-goods, and general-merchandise stores. They have proven popular with the public for every possible type of application, from security to construction, and from hunting to emergency services.

Few of these sets appear to be used with any call signs, so you can assume that people often don't bother to obtain the FCC

licenses required to use them legally. As far as your scanner is concerned, it makes little difference. While the communications range might be only a mile or two, you are welcome to punch up their frequencies and listen to what everybody has to say.

The standard choice of frequencies offered lets users select one or two from the trio of 151.625, 154.57, and 154.60 MHz. Scanner owners can run all of those and put an ear out on whatever there may be to hear. Very often it's quite surprising!

Don't tell anybody this: We have heard of more than one law-enforcement agency that use two-way radios for surveillance work. That's because they assume that the people who monitor their frequencies won't be listening for police chatter there! A safe bet, we would say.

FROM OUR READERS

From an anonymous reader in Mississippi, we learned several frequencies used by Walt Disney World in Orlando, Florida. Epcot Center is on 462.65 MHz; security on 461.30; special events on 464.40 MHz; the monorail on 462.595 MHz; and 20,000 Leagues is on 151.895 MHz.

Ned Peletier of Indianapolis, Indiana, advises that the Indiana State Prison's work release program uses 155.58 MHz. Boston, Massachusetts reader S. Weinberger lets us know that the Boston Fire Department is heard on 453.65 and 483.1625 MHz.

We always enjoy receiving reports, frequencies, and comments from our readers. Our address is *Scanner Scene*, **Popular Electronics**, 500-B Bi-County Blvd., Farmingdale, NY 11735. ■

Missing a piece?



Mouser has it!

The Mouser catalog has over 42,000 quality parts for you to choose from. Even if we don't carry the specific item you need in our catalog we will try our best to find it.

Whether you need one piece or thousands you can get the best quality, speed, and service at Mouser Electronics.

Call today for your
FREE catalog

800-346-6873

MOUSER
ELECTRONICS



2401 Hwy. 287 N. Mansfield, TX 76063 A Top 50 Distributor

CIRCLE 163 ON FREE INFORMATION CARD

FREE

Electronics & Computer Software
Education Catalog

- *Fast-Track Individual Learning Programs
- *State-of-the-Art Classroom Courses
- *The Best Values in Electronics Education

New

Career-Level Courses
Personal Computer Servicing
TV and VCR Servicing

New

Computer-Aided Instruction

DC & AC Electronics
Semiconductors
Electronic Circuits

The stunning animations, hypertext glossary, and easy-to-understand text make learning electronics a breeze...and fun!

Learn the easy and affordable way from the Masters in Electronics Training - **Heathkit**! From Basic Electricity to Advanced Microprocessor Applications and more, Heathkit will provide you with an unparalleled learning experience at a fraction of the cost of other programs.

Heathkit[®]
Educational Systems

For your FREE Catalog, call
Toll-Free 1-800-44-HEATH
please mention this code when calling 107-018

CIRCLE 155 ON FREE INFORMATION CARD

ELECTRONICS LIBRARY

Teach Yourself Electricity and Electronics

by Stan Gibilisco

Written for those who want to learn basic electricity and electronics, but would rather not take a formal class, this book provides a do-it-yourself training course complete with quizzes and final exams. Its more than 600 pages are filled with information on AC, DC, capacitance, semiconductors, oscillators, transistors, resistors, impedance, inductance, amplifiers, power supplies, basic digital principles, integrated circuits, data-storage media, and more.

The book starts out with simple, general concepts and builds upon those to present

at least 18 of those questions—ensuring an understanding of the material—before moving on to the next chapter. The book is divided into three sections: direct current, alternating current, and basic electronics. Each section concludes with a 50-question, multiple-choice exam. Three 100-question “final exams” appear at the end of the book.

No previous mathematical or scientific training is required. The book has an easy-to-read, tutorial style, with plenty of helpful diagrams and illustrations. Standard circuit-diagram notations and symbols are introduced gradually so that their meanings will be obvious to readers.

Teach Yourself Electricity and Electronics costs \$26.95 and is published by Tab Books Inc., Blue Ridge Summit, PA 17294-0850; Tel: 800-233-1128.

CIRCLE 98 ON FREE INFORMATION CARD

MAGIC ELECTRONIC PROJECTS

by R. Bebbington

A lot of the electronics that we take for granted today would have been considered “magical” a few decades ago, and when they are used in an unexpected way—as part of a magician’s routine—they can still seem wondrous. You can conjure up lights, sounds, and movements that will puzzle your friends and family with the projects presented in this book. Most of the circuits are easy to build and help to introduce the reader to such electronic basics as series and parallel circuits, sensors, LED’s, multivibrator and Hartley oscillators, Schmitt triggers, NAND-gates, and decade counters. The circuits add some

sparkle to standard magician’s tricks, and represent a few more unusual ones as well. Grouped under clever chapter headings



like “LED Astray” and “Switchcraft,” projects include the Magic Bracelet, Wireless Wonders, Indian Rope Trick, and Magic Wand.

Magic Electronic Projects (order no. BP334) is available for \$6.25 plus \$2.50 shipping and handling from Electronics Technology Today Inc., P.O. Box 240, Massapequa Park, NY 11762-0240.

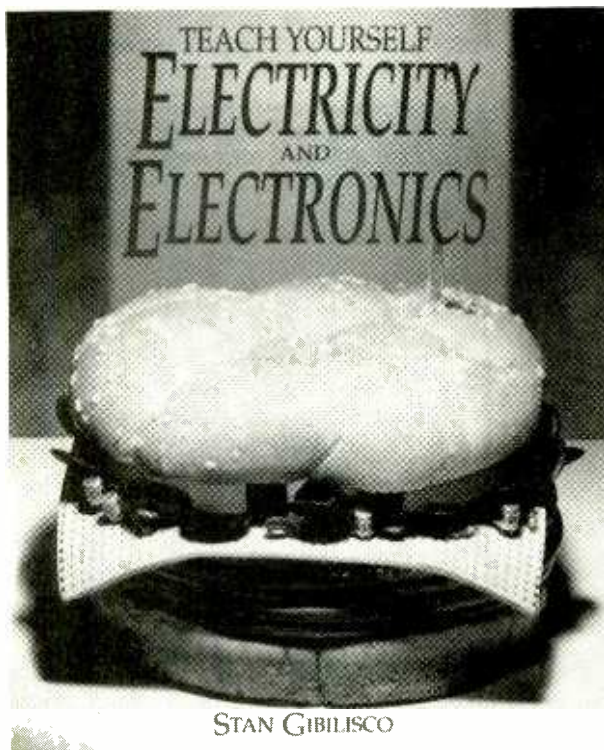
CIRCLE 97 ON FREE INFORMATION CARD

YOUR RTTY/AMTOR COMPANION

by Steve Ford, WB8IMY

There’s more to HF operating than phone or CW. This book invites you to explore the world of HF digital communications. Radio teletype (RTTY), and Amateur Teleprinting Over Radio (AMTOR) offer relaxed, conversational communications; rare DX contacts; challenging contests; public-service operations; and more.

Aimed at those who have



STAN GIBILISCO

more specialized topics in later chapters. At the end of each chapter is a 20-question, multiple-choice quiz; answers appear at the end of the book. The author recommends that readers correctly answer at

TURN A FAULTY VCR INTO A PROFIT!

“... gives all the necessary information for learning the art of troubleshooting popular brands.”
—Electronics For You

“... fully explains the mechanical systems and electronic circuitry... also details servicing data on all popular brands of VCRs.”
—VIDEO Magazine


Newly revised, MAINTAINING AND REPAIRING VCRs is the ONE book no electronics activist should be without. It gives you the operational specifications, testing how-tos, repair procedures, and troubleshooting techniques used by top professionals in the field. This is the information you need to quickly pinpoint any malfunction and fix it right down to the component level.

Packed with hundreds of helpful pinout diagrams and exploded-view illustrations, MAINTAINING AND REPAIRING VCRs gives you the how-tos needed to tackle even the trickiest VCR, Beta, or camcorder repairs. Now, there's no need to spend hours looking through service literature, and using trial and error. Everything you need to turn a broken VCR into cash in your pocket is here in MAINTAINING AND REPAIRING VCRs.

Turn to Bob Goodman for expert advice

Bob Goodman explains the test equipment you need, the procedures you follow, what circuits work best where, and the various repair options you have. He walks you through every service, maintenance and repair you make, giving you actual case problems, symptoms to watch for, and solutions for each. See for yourself how easy it is to make successful VCR repairs, and profit from that success.

FREE UNIVERSAL TEST LEAD KIT WITH EVERY ORDER!



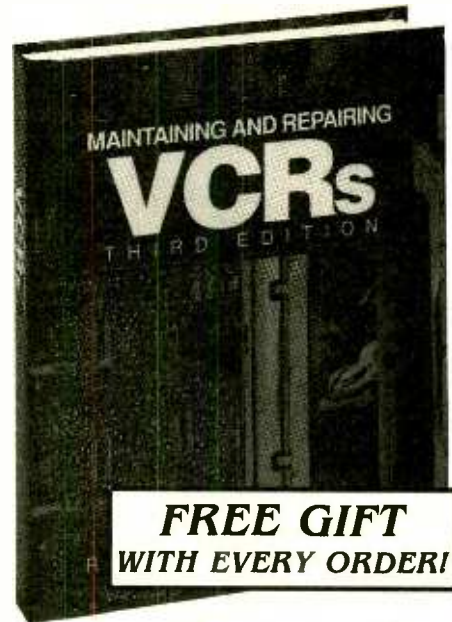
Includes 14 electronic tools that you can use to test and measure equipment. Use this kit to • screw on alligator clips for grounding • use probes to check for defects • find where your current is coming from • measure voltage • and more.

3 Easy Ways to Order:

1. Call 
1-800-822-8158
(24 hours a day, 7 days a week)

2. FAX  1-717-794-2080

3. Or mail this coupon to:
TAB/McGraw-Hill Inc.
Blue Ridge Summit, PA
17294-0840



• 520 pages • 457 Illustrations
• #023969-XH • \$39.95

Step-by-step, MAINTAINING AND REPAIRING VCRs will help you master maintenance and repair procedures, including how to:

- Adjust belt and drive wheels
- Replace audio and video heads
- Fix damaged or weak control functions
- Minimize damage caused by contaminants
- Repair and replace dirty switch contacts
- Troubleshoot electronic or mechanical servo malfunctions
- Identify and correct video head sticking and friction
- Turn a snowy, weak picture into a crisp, strong picture
- Adjust an improperly running tape path
- And much more.

----- Please Cut Along Dotted Line -----

YES, send me MAINTAINING AND REPAIRING VCRs—3rd Ed. (#023969-XH) to examine FREE for 30 days. After 30 days, I will pay \$39.95 plus postage, handling, and applicable state and local sales tax. If I am not completely satisfied, I can return the guide and owe nothing.

Name _____

Address _____

City _____ State _____ Zip _____

Telephone _____

Signature _____

Order invalid without signature

Order subject to credit approval and acceptance by McGraw-Hill. Prices subject to change. Orders made outside the U.S. and Canada must be prepaid in U.S. dollars drawn on U.S. banks, and include an additional \$5.00 postage and handling.

SP93PV1

never operated RTTY or AMTOR before, the book uses no complicated technical jargon. Instead, the focus is on practical information that you can put to use immediately. The book shows how to assemble your own RTTY/AMTOR station, and how to use RTTY and AMTOR to talk to amateurs around the world. It explains how to hunt for digital DX and how to compete in RTTY/AMTOR contests. New modes such as PacTOR and CLOVER also are covered, and the book discusses exchanging messages and files on the worldwide AMTOR AP-Link systems. In addition, a handy reference section points you to sources of books, newsletters, equipment, and software. An extensive glossary defines the lingo unique to RTTY and AMTOR.

Your RTTY/AMTOR Companion costs \$8 and is published by The American Radio Relay League, 225 Main Street, Newington, CT 06111; Tel: 203-666-1541; Fax: 203-665-7531.


CIRCLE 93 ON FREE INFORMATION CARD

REPAIRING IBM PCs AND COMPATIBLES: An Illustrated Guide

by Michael F. Hordeski

Written for anyone who uses, manages, maintains, or repairs PC's, this book is based on the philosophy that the better your understanding of your computer's design and operation, the easier it is to discover when and why they are not working correctly. With that aim in mind, the book thoroughly explains the architecture of the IBM-PC families and compatible computers, defines common buzzwords and acronyms, and details effective troubleshooting techniques.

By learning how to maintain your system, you can reduce downtime and its inherent costs. Packed with time- and money-saving diagnostic and repair tips, the book explains the many ways that a PC can fail, how to detect those failures, and how to make the appropriate repairs. Data disasters as well as hard-drive difficulties are



covered. The book teaches readers how to use diagnostic software programs to fix hard drives before major problems occur and to recover data that DOS cannot read. It explains how to test processors, memory, hard disks, mouse devices, networks, and power supplies without using special equipment. A wealth of illustrations and photographs supplement the text.

Repairing IBM PCs and Compatibles: An Illustrated Guide costs \$19.95 and is published by Windcrest/McGraw-Hill, Blue Ridge Summit, PA 17294-0850; Tel: 1-800-233-1128; Fax: 717-794-2103.

CIRCLE 96 ON FREE INFORMATION CARD

SMALL MOTOR, GEARMOTOR AND CONTROL HANDBOOK

from Bodine Electric Company

Now in its fifth edition, this authoritative reference source of complete information about fractional horsepower motors and motion-control systems has been revised and expanded to more than 280 pages. The book provides design engineers, distributors, and service personnel with the information they need to safely select the right product



for various applications, and is used by students at many colleges and vocational schools throughout the country.

The handbook offers selection and application guidelines for AC motors and gearmotors, brush-type DC motors, brushless DC motors and gearmotors, motor controls, and special-purpose motors. New to this edition are feedback devices, clutches, and braking techniques. More than 100 engineering diagrams and technical illustrations, as well as charts, graphs, and photos, help clarify the technical data. Twelve appendices offer additional reference data, including a list of troubleshooting tips, resistor-value codes, motor-application formulas, associations and standards organizations, conversion charts, and international voltage and frequency standards.

A brief quiz, designed to test readers' comprehension of the material, is included. Completed quizzes can be mailed to Bodine for grading; those who score 85% or better will receive a Certificate of Completion in recognition of their achievement.

The Small Motor, Gearmotor, and Control Handbook is available for \$10 (\$11.00 outside the U.S.) from Bodine Electric Company, Marketing Communications, 2500 W. Bradley Place, Chicago, IL 60618; Tel: 312-478-3515; Fax: 312-478-3232.

CIRCLE 92 ON FREE INFORMATION CARD

THE U.S. CONSUMER ELECTRONICS IN REVIEW: 1993 EDITION

from the Electronics Industries Association

Published by the Consumer Electronics Group of the Electronics Industries Association (EIA/CEG), this annually updated brochure reports to the public the achievements, breakthroughs, milestones, and trends in the diverse field of consumer electronics. Virtually every type of consumer product is covered, including audio and video components and sys-



tems, home-theater systems, telephones, fax machines, answering machines, accessories, computers and peripherals, multimedia and CD-ROM, mobile electronics, assistive devices, personal-electronics items, home security, and home automation.

The 94-page booklet describes the items contained in each product category, and explains how they work and what they are used for. A wealth of statistical information—presented in the form of tables, charts, and graphs—depicts the annual growth in sales and household penetration of most major product categories. Discussions of product development and marketing trends—the direct result of analyzing the statistical data—is included. A detailed history of consumer electronics is provided, along with a time line of significant events. The book also offers a look at industry highlights for 1992 and a listing of industry sources for those who need further information.


The U.S. Consumer Electronics Industry In Review: 1993 Edition is available (single copy only) free. Send a self-addressed, stamped (\$1.44 postage), 6 x 9-inch envelope to Electronic Industries Association/Consumer Electronics Group, 2001 Pennsylvania Avenue NW, Washington, DC 20005-1813; Tel: 202-457-8700; Fax: 202-835-8939. In quantities of 2-49, the booklets cost \$1.50 each; 50-99, \$1.25 (EIA members subtract 10-cents per copy).

CIRCLE 91 ON FREE INFORMATION CARD

NEW PRODUCTS

Rock Solid Style

Speakers have been getting smaller and smaller, but for the most part, they've retained the same old box shape. One eye-opening exception is the three-piece *Ovale* subwoofer/satellite system from *Rock Solid Sounds*. Two tiny, magnetically shielded midrange/tweeter speakers, each have a 2¼-inch full-range driver. The futuristic, spacy-looking oval speakers, each set atop an adjustable



"stalk," can be angled in any direction. They can be wall or ceiling mounted, or can sit on a shelf. The rounded subwoofer, fired by twin 160mm bass drivers, extends the system's output into the deep-bass region (to below 50 Hz). Power-handling peaks at 100 watts. The system is available in either matte black or white. Together, the three pieces form a full-range stereo, or round out a home-theater system, wherever space is at a premium and styling counts.

The *Ovale* subwoofer/satellite system has a suggested retail price of \$399. For additional

information, contact Rock Solid Sounds, P. O. Box 8, 54 Concord Street, North Reading, MA 01864-0008; Tel: 508-664-3406 or 800-370-3742; Fax: 508-664-4109.

CIRCLE 100 ON FREE INFORMATION CARD

MULTI-PURPOSE TESTER

If you're worried about electromagnetic radiation, poor antenna performance, or EMI/RFI, *I.C. Engineering's Digi-Field* field-strength meter can help put you at ease. With its frequency response of DC up to 12 GHz, it readily detects potential electromagnetic radiation hazards. *Digi-Field* can easily find 60-Hz AC-line interference,



as well as RFI/EMI instrumentation-disrupting setups. The handheld instrument can also be used to check antenna gain/loss and polarization patterns. All measurements are displayed on the unit's 3½-digit LCD readout, allowing the user to make quick visual checks of radiation gain or loss, antenna patterns, garage-door opener transmitters, microwave oven leakage, and cellular and portable phones, and to locate transmitters. The battery-powered meter also has a detector output jack


for AM monitoring. The *Digi-Field* can be used with its own telescoping antenna or with an external one with a PL 259 connector. Typical calibration curves in dBm are available.

The *Digi-Field* field-strength meter costs \$119.95 plus \$4.50 shipping and handling. For more information, contact I.C. Engineering, 16350 Ventura Blvd., Suite 125, Encino, CA 91436; Tel: 800-FIELD58 (3435358) for orders, 818-345-1692 for information; Fax: 818-345-0517.

CIRCLE 101 ON FREE INFORMATION CARD

LINE-SHARING DEVICE

Home offices and small businesses often have fax machines and modems, as well as the usual telephones and answering machines. Getting separate phone lines can be an expensive proposition. *The Stick* from *Multi-Link* alleviates the need for separate phone lines by integrating fax, modem, and voice



equipment on one existing line and routing incoming calls to the appropriate device. *The Stick* offers a feature that allows the user to "grab" a call and control the *Stick* from an extension phone that isn't directly connected to the device. *The Stick* is compatible with virtually all Key and PBX multi-line phone systems and can be used to expand a designated

"fax" line to include voice and modem calls. Calls can be manually transferred between data and voice equipment by either the caller or the receiving party, using touch-tone security access codes that provide a high degree of protection from computer hackers and junk-fax transmissions. All programming can be done using a touch-tone phone, or the user can take advantage of factory-direct pre-programming.

The Stick line-sharing device has a suggested retail price of \$119. For further information, contact Multi-Link Inc., 225 Industry Parkway, Nicholasville, KY 40356; Tel: 606-885-6363 or 800-535-4651; Fax: 606-885-6619.

CIRCLE 102 ON FREE INFORMATION CARD

MOTOR- AND PHASE-ROTATION TESTER

Extex's Model 480303 combines a three-phase rotation tester and a motor-rotation tester in one handheld instrument. The three-phase rotation tester accepts an input voltage from 100-600 VAC for testing the phase orientation of three-phase power sources over the



50-70-Hz frequency range. Its front panel features five LED's to indicate correct or incorrect phase orientation and whether each of the three phases is live. The motion-rotation tester measures the rotation direction of motor shafts to insure that the motor is not damaged due to incorrect wiring. The device comes with test leads and three large alligator clips.

The Motor and Phase Rotation Tester costs \$99. The Phase Rotation Tester (Model 480300) is also available without the motor tester for \$59. For additional information, contact

Extex Instruments Corporation, 335 Bear Hill Road, Waltham, MA 02154; Tel: 617-890-7440; Fax: 617-890-7864.

CIRCLE 103 ON FREE INFORMATION CARD

VOICE-DIALING TELEPHONE

Using state-of-the-art voice-recognition technology, the DUoFONE-600 voice-dialing telephone from Radio Shack allows the caller to simply say the name of a person previously stored in the voice directory, and the phone dials the number. The phone is "taught" to recognize each spoken name and the associated number. It then makes a voiceprint for each name and number. Twenty voice-dial numbers can be stored in the voice directory, and an additional 50 speed-dial numbers can be stored separately.



If more than one person uses the voice-dial feature, each must create their own voiceprint. Names and numbers can be stored in any language.

The DUoFONE's display window and three option buttons make it easy to store and review names and numbers, set features such as tone or pulse dialing, and enter a private security code to prevent others from changing or searching the phones directories. A dial lock restricts all outgoing calls except those made by pressing three pre-selected single-touch memory keys, which can be programmed with emergency numbers. Other features include a microphone mute for privacy; an adjustable display showing

the time, date, and time elapsed during a call; last-number redial; line-status indicator; hold; and a flash button for custom calling services such as Call Waiting or 3-Way Calling.

The DUoFONE-600 (Cat. No. 43-650) sells for \$139.95 at Radio Shack stores nationwide. For further information, contact Radio Shack, 700 One Tandy Center, Fort Worth, TX 76102.

CIRCLE 104 ON FREE INFORMATION CARD

BENCH-STYLE DIGITAL MULTIMETER

The 4000-count, bench-style Model 2835 from B + K Precision is a full-featured multimeter/capacitance meter/frequency counter with a basic DC voltage accuracy of 0.5%. Multimeter functions include the measurement of resistance and AC/DC voltage and current, and diode and continuity checks. Frequency measurement extends to 1 MHz, with up to 1-Hz resolution, and capacitance measurement is to 40 μ F with up to 1-pF resolution. The Model 2835 features autoranging or manual ranging operation and a high-contrast back-lit LCD readout with 42-segment bargraph.



Designed for bench or field use, the instrument offers AC or battery operation, with battery life rated at 1800 hours. The compact unit has convenient built-in storage for test leads and AC power cord. High-energy fusing, overvoltage protection, and an impact-resistant case provide protection against accidental misuse. The DMM comes with test leads, power cord, hand and neck straps, and user's manual.

The Model 2835 digital multimeter costs \$270. For further information, contact B + K Preci-

sion, Maxtec International Corporation, 6470 West Cortland Street, Chicago, IL 60635; Tel: 312-889-9087; Fax: 312-794-9740.

CIRCLE 105 ON FREE INFORMATION CARD

DELUXE EUROPEAN TRANSLATOR

The slim, pocket-sized *European Translator Deluxe Edition (TR-3000)* from Seiko Instruments instantly translates more than 40,000 words, including 8000 words and phrases in each of five languages: English, French, Spanish, German, and Italian. Words in all five languages are based on The Random House dictionaries. Commonly used phrases are divided into 12 categories, including directions, hotel and restaurant, shopping, transportation, and emergency, that can be accessed by pushing a button. The translator features a QWERTY-style keyboard, a metric converter, and a calculator with currency converter.



For easier reading, the TR-3000's two-line, dot-matrix display changes to a single-line, large-character display by pressing a key. The large-character display can be scrolled for viewing long words. Condensed operating instructions are printed on the inside of the unit's folding lid.

The European Translator Deluxe Edition has a suggested retail price of \$99.99. For more information, contact Seiko Instruments USA Inc., Consumer Products Division, 2990 West Lomita Blvd., Torrance, CA 90505; Tel: 800-873-4568.

CIRCLE 106 ON FREE INFORMATION CARD

Introducing a New Era In Technical Training.

World College, an affiliate of the Cleveland Institute of Electronics, was created to provide a four year, independent study, technical degree program to individuals seeking a higher education. The Bachelor of Electronics Engineering Technology Degree, offered by World College, prepares students for high-paying careers in electronics, telecommunications, electrical power, computer and control systems. World College's curriculum is taught in an effective, time-proven, independent study environment. With World College's flexible study schedule, students have the opportunity to work or spend time with their family without having to worry about rigid scheduling residential colleges offer.

A Quality Education with a Flexible Schedule.

In a world heavily dependent on electronic equipment, people who understand electronics will have no problem putting their knowledge to work... in high-paying careers. The staff and faculty of World College have invested over ten years developing, what we believe to be, the finest independent-study, baccalaureate degree program available. World College's mission is to instill in each student the knowledge, education, and training that employers are seeking for the many technical positions available today. It's a program created to provide the best education and training possible with a flexible schedule to match your busy lifestyle.



World College is currently seeking approval to confer the Bachelor Degree from the Virginia Council of Higher Education.

Earn A Bachelor of Electronic Engineering Technology Degree from



WORLD COLLEGE
Bringing Technology Home!

Lake Shores Plaza
5193 Shore Drive, Suite 113
Virginia Beach, VA 23455-2500

Send For Your Free Course Catalog.

Take the first step towards a new start in life. Send for World College's Free Independent Course Catalog today and discover how easy and affordable it is to get started on your Bachelor Degree.

World College is affiliated with



Complete the Entire Degree Program Under One Roof. Yours!

Only World College offers an independent study, four year technical degree which can be completed through one school. All lab equipment*, parts, and software are included in your tuition and the program's 300-plus laboratory experiments can be completed in your own home.

You Pay Only For Time Actually Used.

World College not only provides a means to earn a Bachelor Degree while fulfilling current obligations, but there are no restrictions on how fast you can complete the program. At World College, you pay tuition only for the actual upper-level semesters it takes to graduate. The quicker you complete the program, the less you pay in tuition. It's an effective way to keep you motivated in order to complete the course and move on to a better paying position as quickly as possible.

Currently not available in Ohio.
* Student must have access to a personal computer system.

YES! Please send me

World College's Free Course Catalog detailing the full curriculum.

Name: _____

Address: _____

Apt: _____

City: _____

State: _____ Zip: _____

Phone: (_____) _____

Age: _____

Return to: WAH03

World College
Lake Shores Plaza
5193 Shore Drive, Suite 113
Virginia Beach, VA 23455-2500

BIPOLAR TRANSISTORS

(Continued from page 48)

Since a high-value resistor is used to change the output voltage to a current ($I = V/R$) in a class-A configuration, the output current is small. That is important since current flows at all times in such amplifiers, with or without an input signal. Power is wasted and efficiency (the ratio of output to total power consumed) is low—only about 20 to 25%—in class-A amplifiers. Class-A amplifiers can be configured for single-ended or push-pull operation and are used in AF (audio-frequency), IF (intermediate-frequency), and RF (radio-frequency) applications.

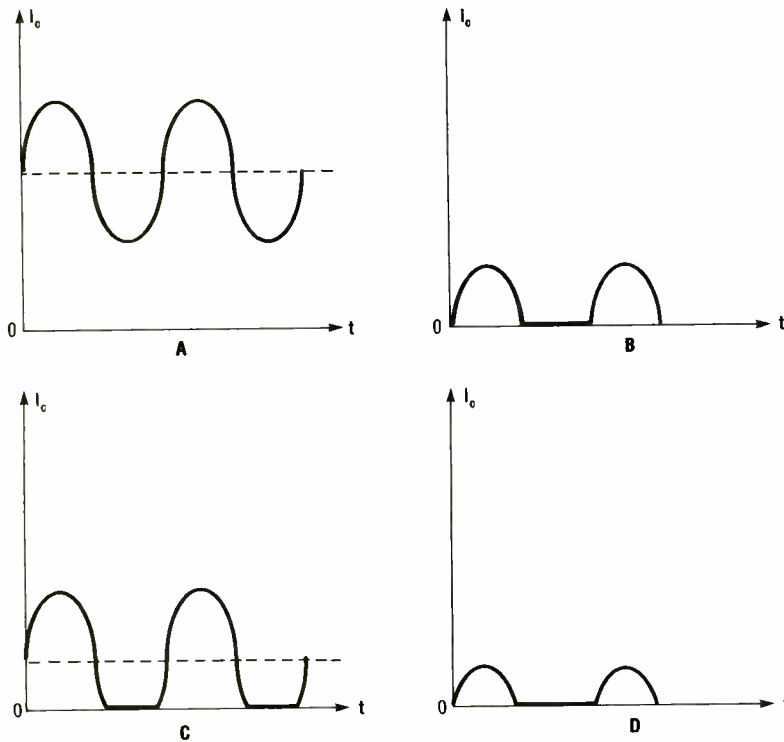


Fig. 5. In a class-A amplifier, the transistor is biased so that it is always turned on (see waveform in A). In class-B operation, the transistor is biased at cutoff (B). Class-AB amplifiers (C) are biased somewhere between class-A and class-B units (D).

Class-A operation is suitable for voltage amplifiers. In a voltage amplifier, the emphasis is on the magnitude of the output voltage. Figure 6 shows a single-ended class-A audio-frequency voltage amplifier. Such an amplifier might be used in a preamplifier stage, where input signals are typically small, and a faithful reproduction of the input using a single

transistor is needed. That configuration allows a small input current to control current drawn from a power source, and thus produce a stronger replica of a weaker original signal.

In class-B operation, the transistor is biased at cutoff (see Fig. 5B), so that output current flows during only half of the input cycle. It is used where high efficiency and low distortion are required—for instance, in audio power-output configurations. When the class-B amplifier is used for audio applications, two such amplifiers connected in the push-pull configuration are required, so that current can flow alternately through the two amplifiers. In other words, one amplifier is turned on while the other is turned off.

On the other hand, when the class-

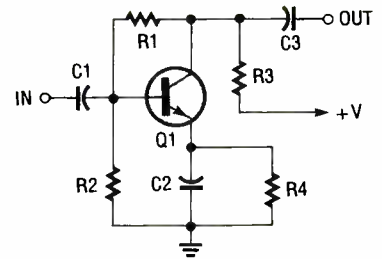



Fig. 6. A single-ended class-A audio-frequency voltage amplifier, like this one, might be used in a preamplifier stage, where input signals are typically small and a faithful reproduction of the input using a single transistor is needed.

and class-B operation, and have efficiencies (25–35%) and distortion characteristics that lie between those of class-A and B amplifiers. Class-AB amplifiers require a somewhat larger input signal than do class-A amplifiers. The class-AB amplifier is used in push-pull configurations for both audio- and radio-frequency applications.

In class-C operation—which has the highest efficiency (perhaps more than 90%), but offers the greatest distortion—the transistor is biased beyond the cutoff region (see Fig. 5D). Because of that, output current flows during less than half (about a third) of the input cycle, making it unsuitable for amplifying signals of varying amplitude, such as audio. That type of amplifier is normally used to amplify a signal of fixed amplitude; for instance, it is often used in the RF power output stages of a transmitter. Current in a class-C amplifier flows in a series of power pulses that excite an LC-tank circuit into oscillation. Because of that the output waveform is a sinewave, that varies in amplitude if modulated. Class C amplifiers can be configured for push-pull or single-ended operation. Table 1 summarizes the conduction angles and efficiency ratings of the various classes of transistor amplifier.

B amplifier is used in RF applications, it can be configured for single-ended operation. Since, in the absence of an input signal its current output is negligible, it is used where high efficiency (60–70%) and low distortion are required, which is very important in high-power amplifiers.

Class-AB amplifiers (see Fig. 5C) are biased somewhere between class-A



TELEPHONE INTERFACE

(Continued from page 63)

junction of the two resistors. The playback position is the junction of the 47k resistor and the transformer's lower left lead.

Put a piece of electrical tape across the transformer leads (resistor end). That helps to protect things when closing the cover, forcing the switch down into that space. To close the cover start by hooking the jack hole on the cover over the end of the jack on the case. Carefully press the box cover down. You may have to fuss with the wires slightly to close the box completely. If everything went well, the cover should easily close and stay shut.

Modifications and Limitations. You can build the circuit into anything you want including a telephone itself. Any good 600:600-ohm audio transformer will work. The one used in the prototype (which measured 0.6 x 0.6 X 0.5 inches) fits nicely into the telephone-jack housing.

Be careful when placing audio on the phone line. The device has plenty of capacity to handle audio. The biggest limitation is the phone company. They simply clip audio when you try to get past a certain level. It will start to distort. The best thing to do is adjust your audio output so that you hear it in your earpiece just a little louder than normal. That should be plenty of level for someone on the other end.

You can leave the unit plugged into the phone line all the time! It will protect your audio equipment from ring voltages while protecting the phone line from your equipment. However, when you are connected to a low-impedance source, like an 8-ohm output from a cassette recorder, it will load down the line to audio. If you try phoning out using a lesser-quality tone-dialed phone, it may not have enough oomph to overcome the loading effect. The simple answer is to leave the audio plug out until you've established your connection and are ready to play the audio on the line. When the audio jack is plugged into a high-impedance input such as a microphone input on a tape recorder, you will not have that problem. It can be left in that condition all the time.


The unit will not work with digital telephone lines. You must have an analog signal path available.

Testing and Adjustments. Just plug the modular plug into your wall jack, plug the phone into the jack on the case. Plug the audio cable into a cassette's microphone input or any medium-to-high impedance input. Put a tape in the recorder, and the recorder in the record/pause mode. Press "one" on the phone to kill the dial tone or simply call someone and record the conversation.

Make sure you have the switch on the coupler in the correct position. You want the audio cable connected to the junction of the 47k and the 4.7k resistors through the switch for a microphone-input recording. The resistor divider just drops the audio down to a level that the automatic-level control in the tape recorder can handle. The full audio level (other switch position) would totally overdrive a microphone input.

Playback the cassette normally (not on the phone line yet) and listen for any hum that was not on the original audio. The cause of any hum will probably be the junction of the two resistors touching something. That is an extremely sensitive point. It should be totally insulated. That is why we recommend putting a piece of electrical tape on the transformer before soldering the resistors to it.

If the audio sounds good then remove the jack from the microphone input and place it in the headphone output. Change the switch position on the unit. You may have to leave the audio plug out until you make a call or at least get rid of the dial tone by pushing one button on the phone. Rewind your tape and play it. Listen on the phone. Adjust the audio level as described and you are done. ■



ATTENTION! ELECTRONICS TECHNICIANS

EARN YOUR
**B.S.E.E.
DEGREE**



THROUGH HOME STUDY

Our New and Highly Effective Advanced-Placement Program for experienced Electronic Technicians grants credit for previous Schooling and Professional Experience, and can greatly reduce the time required to complete Program and reach graduation. No residence schooling required for qualified Electronic Technicians. Through this Special Program you can pull all of the loose ends of your electronics background together and earn your B.S.E.E. Degree. Upgrade your status and pay to the Engineering Level. Advance Rapidly! Many finish in 12 months or less. Students and graduates in all 50 States and throughout the World. Established Over 40 Years! Write for free Descriptive Literature

COOK'S INSTITUTE
OF ELECTRONICS ENGINEERING

 4251 CYPRESS DRIVE
JACKSON, MISSISSIPPI 39212

CIRCLE 14 ON FREE INFORMATION CARD

**SUPER
12 HOUR
RECORDER**
CALL TOLL FREE



Modified Panasonic
Slimline. 6 hrs per side.
120 TDK tape furnished.
AC/DC Operation.
Quality Playback.
Digital Counter.
Durable Lightweight Plastic.

\$119.00*

PHONE RECORDING ADAPTER

Starts & Stops Recorder
Automatically When
Hand Set is Used. FCC
APPROVED
Solid State!

\$28.50*



VOX VOICE ACTIVATED CONTROL

Solidstate Adjustable
Sensitivity. Voices &
Sounds Activate Recorder.
Adjustable Sensitivity.
Provisions for Remote Mike.


\$28.50*



*Add for ship. & handling. Phone Adapter & Vox \$2.00 each, Recorders \$5.00 each, Colo. Res. add tax. Mail Order, VISA, M/C, COD's OK. Money Back Guar. Qty Disc. available. Dealer inquiries invited. Free data on other products

ALL MAIL TO: Box 20100, Boulder, CO 80308
AMC SALES INC., 193 Vaquero Dr.,
Boulder, CO 80303
Phones (303) 499-5405 • 1-800-926-2488
FAX (303) 494-4924 • Mon-Fri 8-5 MTN. TIME

CIRCLE 151 ON FREE INFORMATION CARD



The Most
**AN IMPORTANT PART
 OF YOUR PHOTOCOPIER
 ISN'T PART OF
 YOUR PHOTOCOPIER**

Having a machine may not permit you to photocopy books, journals, newsletters and magazines. The Copyright Clearance Center CAN. Contact us to find out how you too can COPY RIGHT!SM

COPYRIGHT CLEARANCE CENTER

27 Congress Street, Salem, MA 01970 □ Tel. (508) 744-3350 □ Fax (508) 741-2318

© 1993 Copyright Clearance Center

CIRCUIT CIRCUS

(Continued from page 71)

PARTS LIST FOR THE BRIDGED TOUCH SWITCH

SEMICONDUCTORS

U1—4093 quad 2-input NAND Schmitt trigger, integrated circuit
 Q1—2N3904 general-purpose NPN silicon transistor

RESISTORS

(All resistors are ¼-watt, 5% units.)
 R1, R2—22-megohm
 R3—2200-ohm

ADDITIONAL PARTS AND MATERIALS

C_x—See text
 TP1—TP3—Metal contacts (see text)
 Perfboard materials, +12-volt power source, IC socket, wire, solder, hardware, etc.

By bridging the TP1 and TP3 contacts, or the TP2 and TP3 contacts, C_x can be added or removed from the oscillator circuit. A number of similar latching circuits can be added to

the oscillator circuit to form a touch-controlled range switch.

That does it for this month. Until we meet next time, have fun experimenting with the 4093. ■

COMING NEXT MONTH

in the January 1994 Issue of

Popular Electronics

New projects for the new year. Two phenomenal weather projects anyone can build: A battery-powered digital barometer and a high-precision relative-humidity gauge. Plus, a feature on smart cars that can avoid obstacles and accidents.

**On Sale
 NOVEMBER 16, 1993**

Watch for it!

Pick up *Popular Electronics* at your favorite Newsstand, Bookstore, Convenience Store or Supermarket

ANTIQUE RADIO

(Continued from page 65)

manual for an obsolete Radio Shack model COMP-100 "programmable-memory scanning receiver"? Reader *Nathan Kendall* (Box 546, Kingston, N.S., B0P 1R0, Canada) needs a source of information and schematics for a General Electric model C403 and other "made-in-Canada" radios. *Don Gagnon* (HCR 579-B, Payson, AZ 85541) requests a schematic for a Sharp stereo cassette deck model RT11654. Sharp can no longer supply it.

Reader *Jim Lowe* (1521 Scenic Drive, Pasadena, CA 91103) is a retired radio-broadcast engineer with a 50-year career. He was also the first drum major of the Tournament of Roses band, and led the Pasadena Rose

Parade from 1930 to 1935. Jim is looking for broadcast microphones of all types, and would also like to acquire a crystal set (the old-fashioned type using a "cat's whisker").

John H. Rodriguez (132 Colonel's Lane, Weymouth, MA 02189) is looking for alignment instructions for a Realtone "Globepacer." He also needs a replacement power transformer (Thordarson Meissner 23V118 or equivalent) for a Lafayette 19-0915 or 19-0516 stereo amplifier. Once the amp is running, he needs some assistance in hooking it up to an AM/FM tuner.

Before we close, I'd like to thank reader *Craig Sellen* (Waymart, PA) for those Theremin articles!

Until next month, write me c/o *Antique Radio, Popular Electronics*, 500-B Bi-County Blvd., Farmingdale, NY 11735. ■

Popular Electronics, December 1993

BUILD A JOYSTICK ADAPTER

(Continued from page 38)

2. Make sure that the software you're running supports joystick inputs and you have installed the NinJA in the appropriate joystick port as dictated by the software if your computer has multiple ports.

3. If you are using the NinJA-15 with a program that expects an analog input, you will see erratic screen movement. Try a different program!

4. If you are using a NinJA-15, make sure that you have followed any software-calibration instructions given for the particular program you're running; some programs require you to move your joystick left/right/up/down/center hitting a button occasionally. That can be avoided if the program recognizes "digital" joysticks, which the NinJA-15 (with its connected Nintendo joystick) essentially is.

5. If possible verify the proper operation of your Nintendo joystick by trying it on an NES-game computer.

6. If the problem persists, try a different game card, joystick port, program, or Nintendo joystick. ■

ELECTRONS

(Continued from page 44)

observer's relative velocity. In fact, our universe works this way for an important reason: to keep physical reality constant. In other words, everything works the same, no matter how fast you may be traveling relative to someone else. Consequently, you cannot travel faster than light because light always appears to be going the same speed even if you're moving!

The electron is just one component of our universe. However, the efforts of scientists to define and characterize the electron's behavior have led to countless advancements in technology. Moreover, these advancements have changed our perception of the universe, transforming it into a quantum vacuum where virtual particles randomly appear and vanish. A universe where electrons and photons generate the illusion that objects are solid. Furthermore, although an electron's behavior is well defined, its structure—what it is made of, and how it works—remains a mystery. ■

"YOUR FREE CATALOG KNOCKED MY SOCKS OFF"

We get that sort of comment all the time. People are impressed that our free Consumer Information Catalog lists so many free and low-cost government booklets. There are more than 200 in all, containing a wealth of valuable information.

They tell you how to make money, how to save money and how to invest it wisely. They tell you about federal benefits, housing, jobs, and learning activities for children. They fill you in on nutrition, health and much, much more.

Our free Catalog will very likely impress you, too. But first you have to get it. Just send your name and address to:

**Consumer Information Center
Department KO
Pueblo, Colorado 81009**



A public service of this publication and the Consumer Information Center of the U. S. General Services Administration

Earn \$1000

A Week While You Learn High Paying VCR Repair.

Earn While You Learn . . . Secrets Revealed . . .



Train at Home

If you are able to work with small hand tools and possess average mechanical ability, you could earn top dollar part time or full


time. Our learn by doing method teaches you how to work on VCR's without boring unnecessary electronic basics.

For Free Information Package Send Coupon to:

Foley-Belsaw Institute, 6301 Equitable Road,
Kansas City, MO 64120

Check VCR or another High Paying Career Field	<input type="checkbox"/> (Check One Box Only)
	<input type="checkbox"/> VCR Repair, Dept. 62098
	<input type="checkbox"/> Computer Repair, Dept. 64018
	<input type="checkbox"/> Advance VCR Repair, Dept. 65012
	<input type="checkbox"/> Camcorder Repair, Dept. 66016
<input type="checkbox"/> Fax Repair, Dept. 67016	
<input type="checkbox"/> Printer Repair, Dept. 68016	
<input type="checkbox"/> Digital Electronics, Dept. 69016	
FOLEY BELSAW	
Since 1926	
Name _____	
Address _____	
City _____	
State _____ Zip _____	

CIRCLE 154 ON FREE INFORMATION CARD



Your Ticket To SUCCESS

Over 28,000 technicians have gained admittance worldwide as certified professionals. Let your ticket start opening doors for you.

IS CET offers Journeyman certification in Consumer Electronics, Industrial, Medical, Communications, Radar, Computer and Video. For more information, contact the International Society of Certified Electronics Technicians, 2708 West Berry Street, Fort Worth, TX 76109; (817) 921-9101.

Name _____	
Address _____	
City _____	
State _____ Zip _____	

Send material about IS CET and becoming certified.

Send one "Study Guide for the Associate Level CET Test." Enclosed is \$10 (inc. postage).

WIRELESS HEADPHONES

(Continued from page 33)

functioning. The VCO tests should be made without an audio input to ensure a stable frequency reading.

Implementation and Use. The receiver may be mounted in a number of ways, depending on the user and the availability of parts. Perhaps the most obvious, but most difficult, is in a headset. The small size of the receiver circuitry facilitates proportionally small packaging, but the added mass on a light-weight headset can result in an unstable mount. Use a large-size headset (full ear enclosure) and mount the receiver and battery as low as possible to maintain a low center of gravity.

Placing the receiver and battery on opposite sides of the two speaker elements is ideal or at least more balanced. Use shielded audio cable between the two headset speakers.

An alternative packaging idea is to use a lapel mount, in which the receiver and battery are combined in a single enclosure that is separate from

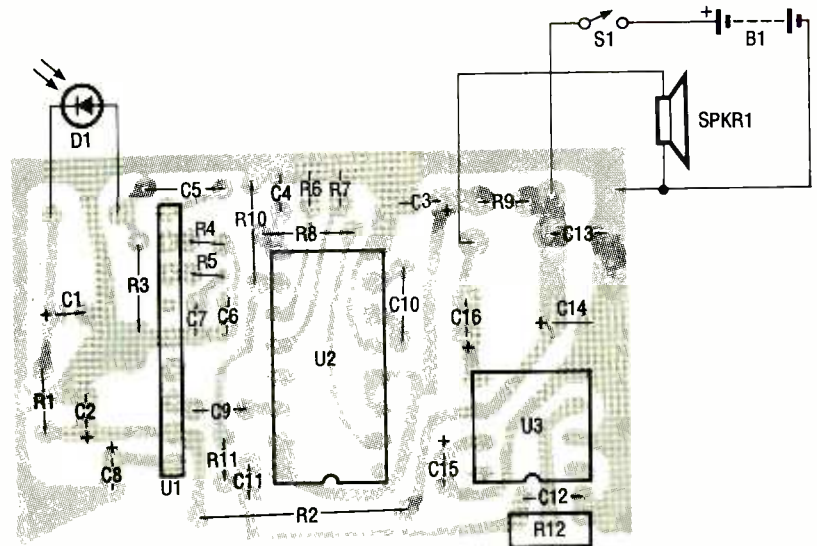


Fig. 6. The receiver's printed-circuit board should be assembled using 1/8-watt or smaller resistors and miniature (radial lead electrolytic and ceramic-disc) capacitors. The volume control (R12) can be a miniature PC-mounted potentiometer or conventional unit, which would have to be mounted off-board.

the headphones. The photodiode may be oriented on the printed-circuit board to permit side or front illumination relative to the printed-circuit board.

No external lens is necessary at either the receiver or the transmitter—in fact I recommend against it in order to maintain a wide field of view at the receiver end. ■

SUPER RESOURCES

(Continued from page 60)

to get it serviced, and where to find articles about modifications. Comparative feature and performance charts provide you with ammunition for your next dealer or flea-market visit. A glossary of radio features and terms is included for beginners. The Source book, published by the ARRL, is \$15.

CQ Communications, Inc. has for several years offered communications buyer's guides. Presently offered are: the *CQ Amateur Radio Equipment-buyer's Guide*, which features more than 1,000 amateur radio products, specifications, and photos, as well as a manufacturer and dealer directory; and the *Popular Communications Guide*, which covers receivers, scanners, accessories, DX'ing, scanning, CB's, and antennas.

Newest is a third publication, *CQ's Guide to Amateur Radio*. Not strictly an equipment-buyer's guide, its focus

is on articles written strictly for the newcomer by the best writers in amateur radio. Topics covered include licensing and upgrading information, efficiently setting up your first amateur-radio station, packet-radio and repeater operating practices and etiquette, mastering handheld radios, a small buyer's guide, a directory of manufacturers and dealers, and more. Each CQ guide is priced at \$4.95 each plus \$2.50 S/H.

Communications Receivers, 2nd Edition, by Ray Moore, ex-K1DBR, is an authoritative storehouse of data on American general coverage communications receivers from 1932 to 1981—especially useful if you seek an older, tube-type radio. Moore covers RME, National, Hallicrafters, Hammarlund, Collins, and others, and shows photos of 375 receivers from 58 companies. Including variations on the 375 receivers, over 700 radios are covered. The 115-page book is available for \$17.95 plus \$2.50 S/H from RSM Communications.

Shortwave Receivers Past and Pres-

ent (a 1987 "blue book" by Fred Osterman, N8EKU) is a 104-page, illustrated directory of the vital statistics of more than 200 communications receivers manufactured over the past 20 years. It provides specifications and photos of most of the receivers it lists. Also included is a very useful chart that shows the new and the approximate used cost of each radio. It's \$8.95 plus \$1 S/H from Universal Radio, Inc.

Also offered by the same publisher as the *World Radio and TV Handbook* (WRTH) is the *WRTH Equipment Buyers Guide*, 1993 edition. The 160-page, \$19.95 book offers authoritative test results on most modern receivers and a handy price vs. performance evaluation. The Guide also includes a used radio-equipment checklist and advice on shortwave antennas.

The Guide is distributed by Billboard Books but it's also available from radio booksellers including Ham Radio Bookstore. The Bookstore offers the guide separately or you could purchase it together with the 1993 WRTH for \$34.90 plus \$4 S/H. ■

ELECTRONICS MARKET PLACE

FOR SALE

SECRET cable descramblers! Build your own descrambler for less than \$12.00 in seven easy steps! Radio Shack parts list and free descrambling methods that cost nothing to try, included. Send \$10.00 to: **INFORMATION FACTORY**, Dept. 5, PO Box 1790, Baytown, TX 77522.

TUBES. (Thousands in stock). Send SASE for list. **FALA ELECTRONICS**, PO Box 1376-2, Milw., WI 53201.

PROTOTYPE service for hobbyists & engineers. Single quantity ss PCB's. \$10.00 minimum. No setup fee. We also scan magazine artwork. Get out your back issues! **FIRST PROTO**, (407) 392-8677.

CABLE test chips. Jerrold, Tocom, S.A., Zenith. Puts cable boxes into full service mode! \$29.95 to \$59.95. 1 (800) 452-7090, (310) 902-0841.

300 Experimenters Circuits — Complete in 6 practical books using diodes, relays, FET's, LED's, IC 555's, and IC CA3130's for building blocks. Only \$33.00 plus \$5.50 for shipping. USA and Canada only. US funds. **ETT, INC.**, PO Box 240, Massapequa Park, NY 11762-0240.

CABLE descrambler liquidation. Major makes and models available. Industry pricing! (Example: Hamlin Combo's, \$44 each... Minimum 10 orders). Call **WEST COAST ELECTRONICS**, 1 (800) 628-9656.

CLASSIFIED AD ORDER FORM

To run your own classified ad, put one word on each of the lines below and send this form along with your check to:

Popular Electronics Classified Ads, 500-B E-County Boulevard, Farmingdale, N.Y. 11735

PLEASE INDICATE in which category of classified advertising you wish your ad to appear. For special headings, there is a surcharge of \$11.00.

() Plans/Kits () Business Opportunities () For Sale
() Education/Instruction () Wanted () Satellite Television

Special Category: \$11.00

PLEASE PRINT EACH WORD SEPARATELY, IN BLOCK LETTERS.

(No refunds or credits for typesetting errors can be made unless you clearly print or type your copy.) Rates indicated are for standard style classified ads only. See below for additional charges for special ads. **Minimum: 15 words.**

1	2	3	4	5
6	7	8	9	10
11	12	13	14	15 (\$23.25)
16 (\$24.80)	17 (\$26.35)	18 (\$27.90)	19 (\$29.45)	20 (\$31.00)
21 (\$32.55)	22 (\$34.10)	23 (\$35.65)	24 (\$37.20)	25 (\$38.75)
26 (\$40.30)	27 (\$41.85)	28 (\$43.40)	29 (\$44.95)	30 (\$46.50)
31 (\$48.05)	32 (\$49.60)	33 (\$51.15)	34 (\$52.70)	35 (\$54.25)

We accept MasterCard and Visa for payment of orders. If you wish to use your credit card to pay for your ad fill in the following additional information (Sorry, no telephone orders can be accepted.):

Card Number _____

Expiration Date _____

PRINT NAME _____

SIGNATURE _____

IF YOU USE A BOX NUMBER YOU MUST INCLUDE YOUR PERMANENT ADDRESS AND PHONE NUMBER FOR OUR FILES. ADS SUBMITTED WITHOUT THIS INFORMATION WILL NOT BE ACCEPTED.

CLASSIFIED COMMERCIAL RATE: (for firms or individuals offering commercial products or services) \$1.55 per word prepaid (no charge for ZIP code)...**MINIMUM 15 WORDS.** 5% discount for same ad in 6 issues within one year; 10% discount for 12 issues within one year if prepaid not applicable on credit card orders. **NON-COMMERCIAL RATE:** (for individuals who want to buy or sell a personal item) \$1.25 per word, prepaid...no minimum. **ONLY FIRST WORD AND NAME** set in bold caps at no extra charge. Additional bold face (not available as all caps) **30¢ per word additional.** Entire ad in boldface, \$1.85 per word. **TINT SCREEN BEHIND ENTIRE AD:** \$1.90 per word. **TINT SCREEN BEHIND ENTIRE AD PLUS ALL BOLD FACE AD:** \$2.25 per word. **EXPANDED TYPE AD:** \$2.05 per word prepaid. Entire ad in boldface, \$2.45 per word. **TINT SCREEN BEHIND ENTIRE EXPANDED TYPE AD:** \$2.55 per word. **TINT SCREEN BEHIND ENTIRE EXPANDED TYPE AD PLUS ALL BOLD FACE AD:** \$2.95 per word. **DISPLAY ADS:** 1" x 2 1/2" — \$205.00; 2" x 2 1/2" — \$410.00; 3" x 2 1/2" — \$615.00. **General Information:** Frequency rates and prepayment discounts are available. **ALL COPY SUBJECT TO PUBLISHERS APPROVAL. ADVERTISEMENTS USING P.O. BOX ADDRESS WILL NOT BE ACCEPTED UNTIL ADVERTISER SUPPLIES PUBLISHER WITH PERMANENT ADDRESS AND PHONE NUMBER.** Copy to be in our hands on the 18th of the fourth month preceding the date of issue (i.e.; Sept. issue copy must be received by May 18th). When the normal closing date falls on Saturday, Sunday or Holiday, issue closes on preceding work day. Send for the classified brochure. Circle Number 49 on the Free Information Card.

CABLE TV DESCRAMBLERS
★ **CONVERTERS** ★
and ACCESSORIES.

**SAVE MONEY.
DON'T RENT!**

PANASONIC,
PIONEER, JERROLD, OAK,
SCIENTIFIC ATLANTA
AND MORE. LOWEST PRICES.
FREE CATALOG.

(800) 234-1006
CABLE READY COMPANY

DESCRAMBLING secrets revealed. Free 24 hour hotline reveals secret satellite and cable descrambling information. (718) 390-7130.

DESCRAMBLERS for cable and satellite. Kits and assembled units. All types. Guaranteed. From \$19.95. Free catalog. (212) 330-8035.

GET CONTROL!

with **CABLE TV DESCRAMBLERS AND CONVERTERS**
Top Brands Available

SATISFACTION GUARANTEED!

1-800-775-0444

T.C. ELECTRONICS

Decoders and Descramblers must be not used without authorization by your local cable operator. No femtocable sales.

CABLE TV descramblers, converters, lowest prices, guaranteed, best quality, free catalog. **CNC CONCEPTS INC.**, Box 49503, Minneapolis, MN 55449. 1 (800) 535-1843.

INTERFACES for IBM compatibles. 48 line digital I/O, 16 channel analog input. 8 relay board, 8 opto input board. Control motors, lights, measure temperature, voltage. To get flier, send SASE to **JOHN BELL**, 1381 Saratoga St., Minden, NV 89423.

PC Boards in minutes using a laser printer or photo copier. New "Press-n-Peel" technique irons onto standard copper clad board. **ALZATEX-PE**, 6400 SW 213th Ave., Aloha, OR 97007.

CB RADIO OWNERS!

We specialize in a wide variety of technical information, parts and services for CB radios 10-Meter and FM conversion kits, repair books, plans, high-performance accessories. Thousands of satisfied customers since 1976! Catalog \$2.

CBC INTERNATIONAL
P.O. BOX 31500PE, PHOENIX, AZ 85046

CABLE TV descramblers/converters bargain headquarters. Buy direct from wholesale outlet — open to all. **Absolutely the lowest prices. All major brands. Nobody beats our prices!** Cable hotline 1 (800) 497-6273.

CABLE descramblers, test turn-on kits, bullet stoppers. We have the lowest prices in the industry, because we have no catalog, and no 800 number! Call everyone else, then call us for the best price. Cash paid for cable equipment. No Florida sales. (305) 425-0751.

FREE CATALOG

FAMOUS "FIRESTIK" BRAND CB ANTENNAS AND ACCESSORIES. QUALITY PRODUCTS FOR THE SERIOUS CB'er. SINCE 1962

FIRESTIK ANTENNA COMPANY
2614 EAST ADAMS
PHOENIX, ARIZONA 85034

PRINTED circuit prototyping boards! 2-sides, 2-hole solder pad, 0.1" grids, epoxy glass. 1.5" X 2.5" — \$1.39, 2.5" X 4.1" — \$3.49, 3.5" X 5.7" — \$5.99. S/H: under \$10.00...\$2.00, \$10.00 and above...free. Check or money order. **SIGMA INTERNATIONAL**, 292 Stonebridge Rd., Birmingham, AL 35210.

SAVE money! Feel safer! Automate your home. New book. \$19.99 **APPROACHING, INC.**, 1 (800) 484-9697 extension 4847.

SENCORE SG165 AM/FM stereo analyzer, new, boxed, never used, was \$1,395.00; \$650.00. (916) 541-5299.

THE ultimate TV VCR and monitor alignment tape \$16.95, volume purchase \$14.95. Add \$2.50 S/H. Call (813) 846-0808. Send check or money order to **PARAGON ELECTRONICS**, 9824 U.S. 19, P.R., FL 34668.

RADAR: reconditioned police models available for baseball, racing, speedometer calibration. Powered by any 12-volt source. Free list. **AIS**, 921 N. Columbus, Spiro, OK 74959. (918) 962-3349. Radar secrets revealed: 32-page guide, \$3.00ppd.

SATELLITE TV

SATELLITE equipment 5-10% above cost. Receivers, LNBS, programming orbit \$40.00, SatTVWk \$44.00. **CANYON SATELLITE**, 1 (800) SAT-PRTS.

FREE INFO!

BECOME A HAM RADIO OPERATOR THE FAST, EASY, FUN WAY — NO MORSE CODE REQ'D!

You'll be on the air in no time—making new friends—with the ARRL's all-new Technician Class Video Course



It's everything you need to start exploring your new, exciting world of Amateur Radio: 3 full-length video tapes, 164-page course book, 6 practice exams, even optional review software—all with an iron-clad money-back guarantee.

We've been helping people become hams for more than 75 years—we won't let you fail!

Get in on the fun of ham radio. Call the toll-free number and ask for our free video course info kit. **Call Today!**

ARRL • 225 Main St • Newington, CT 06111

1-800-32-NEW HAM

PLANS & KITS

60 Solderless Breadboard Projects in two easy-to-read pocket books. Complete with circuit descriptions, schematics, parts layouts, component listings, etc. Both books (BP107 & BP113) only \$11.90 plus \$3.50 for shipping. USA and Canada only. US funds. **ETT, INC.**, PO Box 240, Massapequa Park, NY 11762-0240.

ANNOUNCING OmniAlert! (pat.pend) Designed by F-18 tactical radar engineer. Revolutionary photosensitive alarm safeguards your home, office, car, & valuables. Professionally engineered board & plans; guaranteed foolproof! \$11.95. **DRALIN DESIGNS**, PO Box 04, Ellenburg Depot, NY 12935.



RECEIVING TUBES

OVER 3000 TYPES IN STOCK!

Also hard-to-find transformers, capacitors and parts for tube equipment. Send \$2.00 for our 32 page catalog.

ANTIQUE ELECTRONIC SUPPLY

6221 S. Maple Ave. • Tempe, AZ 85283 • 602-820-5411

FASCINATING Electronic devices! Voice dissembler! Vocal truth indicator! Lasers! Transmitters! Detectors! Free energy! High voltage! More! Kits/ assembled! Catalog \$4.00 (refundable). **QUANTUM RESEARCH**, 17919 — 77th Ave., Edmonton, Alberta, Canada, T5T 2S1.

DESCRAMBLER built right into your TV. Complete plans & instructions. Send \$15.00 to **BERGER ENTERPRISES**, Route 6, Box 209T, Murphy, NC 28906.

HARNESS solar energy, solar collector plans \$24.95, send check or money order to **PRO-TRONICS**, PO Box 2, Alvada, OH 44802.

FASCINATING kits, useful, fun and educational! Lasers, voice changers, message recorders, detectors, talking clocks and more. We supply all the parts plus detailed manuals. Send \$1.00 (refundable) for catalog: **LNS TECHNOLOGIES**, 20993 Foothill Blvd., Suite 307P, Hayward, CA 94541-1511.

GET CONTROL!

with **CABLE TV DESCRAMBLERS AND CONVERTERS**

Top Brands Available

SATISFACTION GUARANTEED! NESA

1-800-775-0444

T.C. ELECTRONICS

Decoders and descramblers must be not used with a authorization by your local cable operator. No Tennessee sales.

SAVE 50% or more. How to upgrade/assemble your own computer system. **Free catalog.** **DIGATEK**, Suite 60L, 2723 West Butler Drive, Phoenix, AZ 85051.

SCHEMATICS of old radios. Send make, model number, chassis number. **SASE SCHMATICS**, 108 Knut Street, Alexandria, MN 56308.

EXPLORE the fascinating new world of low voltage neon. Send \$2.00 (refundable) for catalog of plans and kits to **NEOWORKS**, PO Box 1257, National City, CA 91951-1257.

PREVENT illegal entry with proximity switch. Plans \$10.00. **STEVEN LAWRENCE**, 4044 Parkside Ave., Phila., PA 19104.

SURVEILLANCE equipment, transmitters, cameras, recorders, night vision, bug detection, plans, kits. \$4.00 for catalog. **SPY LABS**, POB 231, Thornwood, NY 10594.

BUY BONDS

Learn to fix computers!



Home study. Earn great money repairing troubleshooting, upgrading, and installing PCs. **Free literature: 800-223-4542.**

Name _____ Age _____
Address _____
City _____ State _____ Zip _____
The School of PC Repair, Dept. JP341
6065 Roswell Road, Atlanta, Georgia 30328

EDUCATION/INSTRUCTION

VCR Repairs You Can Do. Save\$. Make\$. Top-rated introduction to VCR servicing. 403-pages. \$Back-guarantee. Over 36,700 sold. 704 illustrations + tool. Mail \$24.95 to **WORTHINGTON PUBLISHING**, Box 16691M, Tampa, FL 33687-6691.

ELECTRICITY/Electronics training series used by U.S. military. 23 volumes, other courses available. **Free info: FEDERAL TECHNICAL PUBLISHERS**, Box 1061 E. Glen Lake, MN 55345.

ELECTRONIC engineering. 8 volumes complete. \$109.95. No prior knowledge required. **Free brochure. BANNER TECHNICAL BOOKS**, 1203 Grant Avenue, Rockford, IL 61103.

MAC users. Learn HyperCard 2.0 in minutes. Manual, free stacks. 800k disk \$13.00. **CUT & PASTE**, PO Box 846, Bellmore, NY 11710.

LEARN computer repair! Complete correspondence course — \$95.00. Write: **GWN**, 215D Vaughan Road, Toronto, Ontario, Canada M6C 2M5.

BUSINESS OPPORTUNITIES

DISTRIBUTORS needed — High profits, largest selection & lowest prices. Mini-satellite antennas for homes, RV, business, & many new markets, starting \$296. 1 (800) 886-5008.

MAKE \$75,000.00 to \$250,000.00 yearly. Learn IBM monitors repairs (solutions most brands). New home based business program. Software available. Information: **USA-Canada** \$3.00 cash (no checks). Dealers wanted worldwide (\$35.00) US funds. **RANDALL DISPLAY**, PO Box 2168-H, Van Nuys, CA 91404, USA.

EASY work! Excellent pay! Assemble products at home. Call toll free 1 (800) 467-5566 ext. 5730.

FREE information — research engineer earns living safely with stocks! **HILL**, Box 48194P, Niles, IL 60714.

\$600.00 weekly, assembling PC boards at home. **Free information: TECHNIX**, 4141 Main Street, Bridgeport, CT 06606.

WANTED: Distributors! Top quality mini-satellite systems for RV, home, office and more. 5" 9" C/Ku remote demo included. Unlimited profit potential. **STRATAVISION**, (24hrs.) 1 (800) 960-9656.

ANTIQUE RADIO CLASSIFIED

Free Sample!

Antique Radio's

Largest Circulation Monthly.

Articles, Ads & Classifieds.

6-Month Trial: \$16.95. 1-Yr: \$29.95 (\$44.95-1st Class).

A.R.C., P.O. Box 802-L10, Carlisle, MA 01741



INVENTIONS

INVENTORS: CONCEPT NETWORK offers professional, inexpensive patenting and marketing services. (New product ideas with prototype or schematics preferred; but they are not required.) **Free information packet:** Call 1 (800) 835-2246 extension 67.

GET CONTROL!

with
**CABLE TV DESCRAMBLERS
AND CONVERTERS**

Gain complete control of your TV, and save money on monthly rental charges by owning your cable equipment!

TOP BRANDS AVAILABLE

Everquest • Panasonic • Jerrold • Zenith • Pioneer • Scientific Atlanta • Tocom • and many more!

SATISFACTION GUARANTEED!

Quantity Pricing Available
Orders can be placed 24 hours a day 7 days a week!
Same day shipment if order placed before 5 pm EST M-F



Call Toll-Free

1-800-775-0444

MasterCard MC, Visa and COD. VISA

T.C. ELECTRONICS

Special Note: Decoders and Descramblers must not be used without authorization by your local cable operator. Sorry, no Tennessee sales.

CIRCLE 164 ON FREE INFORMATION CARD

Look to the Future
With Your Own
Cable Converter & Descrambler!

1-800-228-7404



**NU-TEK
ELECTRONICS**

FREE CATALOG!

3250 Hartz Rd.
Suite 1 C
Cedar Park, TX 78613

ALL MAJOR
BRANDS



EXERCISE

Does Your Heart Good.

American Heart Association

GET THE LATEST ADVANCES IN ELECTRONICS

WITH A SUBSCRIPTION TO

Electronics Radio Combined with Electronics NOW



ENJOY THE WORLD OF
ELECTRONICS EACH
MONTH!

Subscribe to the best electronics magazine—the one that brings you the latest high-tech construction projects, feature articles on new technology, practical troubleshooting techniques, circuit design fundamentals, and much more.

Electronics Now looks to the future and shows you what new video, audio and computer products are on the horizon. What's more you'll find helpful, monthly departments such as Video News, Equipment Reports, Hardware Hacker, Audio Update, Drawing Board, Computer Connections, New Products, and more. All designed to give you instruction, tips, and fun.

Electronics Now gives you exciting articles like:

- Buyer's Guide to Digital Oscilloscopes
- Build A Scanner Converter
- Single-Chip Voice Recorder
- Build A MIDI Interface for your PC
- Troubleshoot Microprocessor Circuits
- Build A High-Power Amplifier for your Car
- Add Music On Hold to your Phone
- All About Binaural Recording
- VGA-to-NTSC Converter

SUBSCRIBE TODAY

Just fill out the order card in this magazine and mail it in today.

7PM38

FOR FASTER SERVICE CALL TODAY

1-800-999-7139

CAPTIONING

(Continued from page 54)

captioned in the proper mode, you may not see text even when someone is talking, or what you hear may not precisely match what you see. That doesn't mean that the TV set or system isn't working properly.

How Can TV Teach Kids to Read?

Some families make a game out of reading the captions, particularly with shows like Mr. Rogers and Sesame Street (both early converts to captioning). Dad or Mom turns down the audio volume and assumes the role of the narrator or central figure. The small fry read the lines spoken by the other characters. Or, with the audio turned up, a parent may point to a new word in the caption as it's spoken on the screen. "Reading a favorite television program can be both an enjoyable and educational family activity," says Gary Shapiro, Vice President of the Consumer Electronics Group of the Electronics Industries Association.

If all of this sounds pretty good to you, but you don't feel like investing in a new TV set to get it, you can buy a small and attractive add-on adapter made by NCI (5203 Leesburg Pike, Falls Church, VA 22041) that offers some features not found on built-ins. The TeleCaption 4000, at \$180, features a built-in tuner, the ability to record captions on videotape, and portability. The TeleCaption VR-100 at \$130 is virtually identical in appearance and features, but requires the use of an external TV tuner. ■

ADVERTISING INDEX

POPULAR ELECTRONICS magazine does not assume any responsibility for errors that may appear in the index below.

Free Information No.	Page
151 AMC Sales	89
— American Radio Relay League	94
— Antique Electronic Supply	94
— Antique Radio Classified	94
— CBC International	94
— CIE	25
— Cable Ready Company	93
— Command Productions	67
— Content Promo	90
14 Cook's Institute	89
— Copyright Clearance Center, Inc.	90
162 Davis Instruments	28
— ETI	29
— Electronic Tech. Today	CV3
— Electronics Book Club	4, 83
— Firestik II	94
154 Foley-Belsaw Company	91
— Grantham College	75
155 Heathkit	81
— ISCET	91
156 Jameco	27
— Motorola	30
163 Mouser	81
— NRI Schools	11
— Nu-Tek	95
13 Number One Systems Ltd.	67
158 People's College	29
— Popular Electronics	69
— Pulse Stick II	91
15 Radio Shack	21
159 The School Of VCR Repair	77, 94
— U.S. Cable Supply, Inc.	93, 94
164 U.S. Cable Supply, Inc.	95
— World College	87

ADVERTISING SALES OFFICE

Gernsback Publications, Inc.
500-B Bi-County Blvd.
Farmingdale, NY 11735
1-(516) 293-3000

Larry Steckler
President

Christina Estrada
Assistant to the President

For Advertising ONLY
516-293-3000
Fax 1-516-293-3115

Larry Steckler
publisher

Arline Fishman
advertising director

Denise Mullen
advertising assistant

Kelly Twist
credit manager

**Subscription/
Customer Service/
Order Entry**
1-800-827-0383
7:30 AM - 8:30 PM EST

ADVERTISING SALES OFFICES

EAST/SOUTHEAST

Stanley Levitan
Eastern Sales
1 Overlook Ave.
Great Neck, NY 11021
1-516-487-9357, 1-516-293-3000
Fax 1-516-487-8402

MIDWEST/Texas/Arkansas/ Oklahoma, Colorado, Arizona

Ralph Bergen
Midwest Sales
One Northfield Plaza, Suite 300
Northfield, IL 60093-1214
1-708-446-1444
Fax 1-708-559-0562

PACIFIC COAST/Mountain States

Mike Brooks
Pattis/3M
1800 North Highland Avenue
Suite 717
Hollywood, CA 90028
1-213-462-2700
Fax 1-213-463-0544

THE BURNING MUST STOP. NOW!

96,000 acres of rain forest are burned every day. You can help stop this senseless destruction by joining The National Arbor Day Foundation and supporting Rain Forest Rescue.




Call Rain Forest Rescue.
1-800-255-5500

 **The National Arbor Day Foundation**

Electronic Paperbacks at Special Prices


BP325—A CONCISE USER'S GUIDE TO WINDOWS 3.1 \$7.95. Come to grips with Windows 3.1 in the shortest and most effective way. Learn how to manipulate Windows screens and DOS by Windows graphics interface. Master its word processor, Paintbrush and data base along with Notepad, Macro Recorder, PIF Editor, and Calculator.



BP311—AN INTRODUCTION TO SCANNERS AND SCANNING \$7.95. Radio scanners have opened a realm of exciting radio listening. Understand radio wave propagation, types of transmissions, antennas, band assignments—the straight dope on what to hear and where to hear it! Comes complete with index, glossary of important terminology.



BP287—A REFERENCE GUIDE TO PRACTICAL ELECTRONICS TERMS \$8.95. More than just a dictionary of practical electronics terms, the book goes a step further in getting down to fundamentals. A reference volume that can be read casually by a reader seeking knowledge.



Test Equipment Construction



BP248—TEST EQUIPMENT CONSTRUCTION \$5.95. Details construction of simple, inexpensive, but extremely useful test equipment. AF Gen, Test Bench Ampl, Audio Millivoltmeter, Transistor Tester and six more.

How to Use Oscilloscopes and Other Test Equipment



BP267—HOW TO USE OSCILLOSCOPES AND OTHER TEST EQUIPMENT \$6.95. Mastering the oscilloscope is not really too difficult. This book explains all the standard controls and functions. Other equipment is also described.



BP265—MORE ADVANCED USES OF THE MULTI-METER \$5.95. Use these techniques to test and analyze the performance of a variety of components. Also see how to build add-ons to extend multi-meter capabilities.



BP256—INTRO TO LOUDSPEAKERS AND ENCLOSURE DESIGN \$5.95. We explore the variety of enclosure and speaker designs in use today so the reader can understand the principles involved.

BP298—A CONCISE INTRODUCTION TO THE MACINTOSH SYSTEM AND FINDER . . . \$6.25. If you have one of the popular Macintosh range of computers, this book is designed to help you get the most from it. Although the Mac's WIMP user interface is designed to be easy to use, much of it only becomes clear when it is explained in simple terms. All Macintosh computers are covered including the new "Classic" range.



BP299—PRACTICAL ELECTRONIC FILTERS \$6.95. Presents a dozen filter-based practical projects with applications in and around the home or in the constructor's workshop. Complete construction details are included.



BP249—MORE ADVANCED TEST EQUIPMENT CONSTRUCTION \$6.95. Eleven more test equipment construction projects. They include a digital voltmeter, capacitance meter, current tracer, etc.



BP309—PREAMPLIFIER AND FILTER CIRCUITS \$6.95. Provides circuits and background info for a range of preamplifiers, plus tone controls, filters, mixers and more. All are high-performance circuits that can be built at a reasonable cost.

Digital Audio Projects




BP245—DIGITAL AUDIO PROJECTS \$5.95. Practical circuits to build and experiment with. Includes A/D converter, input amplifier, digital delay line, compander, echo effect and more.



BP247—MORE ADVANCED MIDI PROJECTS \$5.95. Circuits included are a MIDI indicator, THRU box, merge unit, code generator, pedal, programmer, channelizer, and analyzer.



BP257—INTRO TO AMATEUR RADIO \$6.95. Amateur Radio is a unique and fascinating hobby. This book gives the newcomer a comprehensive and easy to understand guide to the subject.



PCP115—ELECTRONIC PROJECTS FOR HOME SECURITY \$10.00. 25 projects ranging from a single-door protection circuit that can be completed in an hour or two, to a sophisticated multi-channel security system. Each project is described in detail with circuit diagrams, explanations of how it works, instructions for building and testing, and how to adapt circuits to meet special requirements.



BP303—UNDERSTANDING PC SOFTWARE \$6.95. This book will help you understand the basics of various types of business software in common use. Types of software covered include word processors, spelling checkers, graphics programs, desktop publishing, databases, spreadsheets and utilities.



BP251—COMPUTER HOBBYISTS HANDBOOK \$8.95. A wrapup of everything the computer hobbyist needs to know in one easy to use volume. Provides a range of useful reference material in a single source.



BP190—ADVANCED ELECTRONIC SECURITY PROJECTS \$5.95. Includes a passive infra-red detector, a fiber-optic loop alarm, computer-based alarms and an unusual form of ultrasonic intruder detector.

BP235—POWER SELECTOR GUIDE \$10.00 Complete guide to semiconductor power devices. More than 1000 power handling devices are included. They are tabulated in alpha-numeric sequence, by technical specs Includes power diodes, Thyristors, Triacs, Power Transistors and FETs.

BP234—TRANSISTOR SELECTOR GUIDE \$10.00. Companion volume to BP235. Book covers more than 1400 JEDEC, JIS, and brand-specific devices. Also contains listing by case type, and electronic parameters. Includes Darlington transistors, high-voltage devices, high-current devices, high power devices.

BP117—PRACTICAL ELECTRONIC BUILDING BLOCKS—Book 1 \$5.75. Oscillators, Timers, Noise Generators, Rectifiers, Comparators, Triggers and more.

BP195—INTRODUCTION TO SATELLITE TV \$9.95. A definitive introduction to the subject written for the professional engineer, electronics enthusiast, or others who want to know more before they buy. 8 x 10 in.

BP179—ELECTRONIC CIRCUITS FOR THE COMPUTER CONTROL OF ROBOTS \$7.50. Data and circuits for interfacing the computer to the robot's motors and sensors

BP239—GETTING THE MOST FROM YOUR MULTIMETER \$5.95. Covers basics of analog and digital meters. Methods of component testing includes transistors, thyristors, resistors, capacitors and other active and passive devices.

BP97—IC PROJECTS FOR BEGINNERS \$5.50. Power supplies, radio and audio circuits, oscillators, timers, switches, and more. If you can use a soldering iron you can build these devices.

RADIO—100 RADIO HOOKUPS \$3.00. Reprint of 1924 booklet presents radio circuits of the era including regenerative, neutrodyne, reflex & more.

BP42—SIMPLE LED CIRCUITS \$5.50. A large selection of simple applications for this simple electronic component.

BP122—AUDIO AMPLIFIER CONSTRUCTION \$5.75. Construction details for preamps and power amplifiers up through a 100-watt DC-coupled FET amplifier.

BP92—CRYSTAL SET CONSTRUCTION \$5.50. Everything you need to know about building crystal radio receivers.

BP255—INTERNATIONAL RADIO STATIONS GUIDE \$7.95. Provides the casual listener, amateur radio DXer and the professional radio monitor with an essential reference work designed to guide him or her around the more than ever complex radio bands

CHECK OFF THE BOOKS YOU WANT

ELECTRONIC TECHNOLOGY TODAY INC.
P.O. Box 240, Massapequa Park, NY 11762-0240

Name _____
Address _____
City _____ State _____ Zip _____

SHIPPING CHARGES IN USA AND CANADA

\$0.01 to \$5.00	\$1.50
\$5.01 to \$10.00	\$2.50
\$10.01 to 20.00	\$3.50
\$20.01 to 30.00	\$4.50
\$30.01 to 40.00	\$5.50
\$40.01 to 50.00	\$6.50
\$50.01 and above	\$8.00

SORRY No orders accepted outside of USA & Canada

Total price of merchandise \$ _____
Shipping (see chart at left) \$ _____
Subtotal \$ _____
Sales Tax (NY State only) \$ _____
Total Enclosed \$ _____

Number of books ordered

All payments must be in U.S. funds

FE1293

SING-ALONG SOUND



If you are looking for innovation in electronic sound technology look into **SIGHTS & SOUNDS**. Every week we feature reports on the latest marketplace trends, product reviews and insightful interviews. Join on us Saturdays as we explore new frontiers with these industry leaders.

On November 20th tune into Nikkodo's Dynamic Duo, the Karaoke Ninja KN-X1™ (left), the most compact and advanced digital karaoke processor on the market today. Priced at \$249, the Karaoke

Ninja™ is smaller in size than a VHS tape and can create karaoke from a VCR, CD player, LD player or CD-drive video game. Priced at \$499, the CDG Ninja CD-G1™ (right) plays CDG karaoke discs and includes video input and output. As users sing along they can see themselves on the TV screen superimposed behind the song lyrics.

TUNE 1000 will be featured on the November 27th segment of **SIGHTS & SOUNDS**. TUNE 1000 launched the first of a series of products to fulfill their mission—"To make the world sing". Soft Karaoke is a software that turns your Mac or PC into a sing-along machine. It allows you to adjust the pitch, the tempo and even interchange the instruments while singing.



Tune in on
November 20th and
November 27th

TUNE 1000 THE UNIVERSAL NETWORK OF ENTERTAINMENT™

PAID PROGRAMMING
305-427-9655

SIGHTS & SOUNDS

Saturdays at 4:30 (et) on CNBC.