

Computers & Electronics

MAY 1983

\$1.50

formerly Popular Electronics

How To Use the Hidden Power of CP/M
Video Character Inverting by Timex/Sinclair Micro's
Add a "Hold" Function to Telephones
Digital Logic Designing with Computers



**Previewing the New Radio Shack TRS-80
Model 100 Briefcase Computer**

Tested in This Issue:

Sansui Z-5000 Stereo FM/AM Receiver
Sears 19" Component Color TV





GUARANTEED TOUGH.

**LEADING
EDGE.**

225 Turnpike Street, Canton, Massachusetts 02021
Toll-free: 1-800-343-6833; in Massachusetts (617) 828-8150. Telex 951-624.
CIRCLE NO. 20 ON FREE INFORMATION CARD



Phone Extortion

*Let's put the screws to our phone suppliers on a terrific long range cordless phone with a novel new consumer buying tool called **GREED!***

It's a war. The major phone suppliers are each desperately trying to lock up big orders. And now, we've devised a plan to take advantage of their greed.

Together we can apply enough pressure to get you a super high quality cordless phone with a range up to 700' for just \$79. And, hopefully we'll make a good profit for ourselves. But, there's a problem.

TIGHTEN THE SCREWS

Before I tell you all about the great features and sound of the phone, let me explain just how we plan to deliver these phones for such an admittedly foolhardy price. You see, it's called extortion (legal definition please) and it works like this.

There are two large phone companies that are trying to get DAK's phone business. To be perfectly honest, the quality, guarantee and sound are so close that we couldn't decide between the two.

Even their prices are close. So here's what we did. We got quotes from both of them for 5,000, then for 50,000 phones.

And, here's what we decided. As you place your orders, we'll offer each of the two companies a check (cash in advance) for the number of phones we need.

The company with the **lowest price of the day** will get that day's order. You see, your orders give us incredible leverage.

Usually we buy just one phone from one supplier. Unfortunately once they have a contract with us, they have no incentive to lower our price. And, at our costs today, we really can't come out at only \$79.

SAFE INVESTMENT

Don't worry about your \$79. DAK is a large company. If this plan to sell 50,000 phones fizzles out, we'll still be OK. Plus, DAK doesn't even charge your credit card until **after** we ship.

And most important. Each phone will come to you in its factory sealed carton, and will be backed by the manufacturer's standard limited warranty.

Finally, you won't be getting a cheap

stripped down phone. We aren't dumb. We picked the phones we wanted **before** we got the quotes. So, nobody can make any changes to come out lowest.

And frankly we'll get 50,000 of you new customers (we have 225,000 now) to send our 68 page electronics catalog to. So, even if it does fizzle, we're sure to get another chance at you later.

A GREAT LONG RANGE PHONE

So, now let's see if this is really going to be a stripped down low quality phone. Remember, each and every feature I describe appears on both phones. And, if for some emotional reason you want to specify which phone you want, no problem, I've got a way for you to do that too.

Imagine walking from room to room in your home talking on the phone. You'll go out and get the mail, walk over to a neighbor's or work in the yard or the garage.

It's a superb personal security device. You can instantly call a doctor or police from anywhere you happen to be.

And, if you are needed at home, no problem. There's a page button on the base that beeps you at the handset which then becomes a wireless intercom.

Cordless phones are a great combination of posh luxury and life saving utility.

NO INSTALLATION

If you can plug in a lamp you can install your new cordless phone. Just plug in the modular phone plug and the AC line cord, then start talking. The phone uses universal pulse dialing compatible with both rotary dial and Touch Tone® phone lines.

LOADED WITH FEATURES

Look at these features. You'll have last number redial to redial busy numbers. And mute lets you electronically put your hand over the mouthpiece for privacy.

There's both a standby/talk switch and a power off switch so that you don't have to return the handset to the base when you aren't using it.

And when you do put the handset in the

base, its heavy duty NiCad batteries recharge automatically, and the auto secure protects your base station.

If you're adjusting a TV antenna, the person at the base can talk to you using the intercom feature and any of your regular house phones. So, you'll have a cordless intercom, with a range up to 700 ft too.

The two companies that we are trying to 'extort' our low prices from are Unitech, and U.S. Tron. Even their names sound alike. Both phones are backed by a manufacturer's standard limited warranty.

TRY TOTAL PHONE FREEDOM RISK FREE

Experience the thrill of total phone freedom as you roam throughout your home, yard or even a neighbor's house. You'll never have to 'run for the phone' again.

Try a cordless phone in your own home risk free. If you don't find the luxury of talking from wherever you are 100% enthralling, just return the phone to DAK in its original box within 30 days for a refund.

To order a long range full featured cordless phone risk free with your credit card, call toll free or send your check for the 'extorted' price of just \$79 plus \$3.50 for postage and handling. Order Number 9615. CA res add 6% sales tax.

If you have a particular love for either phone, you can have your choice for just \$89 plus \$3.50 for postage and handling. To order the U.S. Tron, use Order Number 9616. To order the Unitech, use Order Number 9617. So, you'll pay only \$79 if the choice is ours, or \$89 if it's yours.



DAK
INDUSTRIES INCORPORATED

TOLL-FREE 1-800-423-2636

If busy, after hours, on weekends or in CA
CALL TOLL-FREE . . . 1-800-228-1234
10845 Vanowen St., N. Hollywood CA 91605

Computers & Electronics

MAY 1983

VOLUME 21, NUMBER 5

FEATURE ARTICLES

-
- 35 THE SOUL OF CP/M**
M. Waite and R. Lafore/Insights to using the CP/M OS to its fullest.
-
- 51 ONE-UPMANSHIP FROM RADIO SHACK**
Stan Veit/The TRS-80 Model 100—a briefcase-size computer system with special "bells and whistles."
-
- 56 PULSE DURATION COUNTER**
Roy Hartkopf/Measures pulses independently of repetition rate.
-
- 59 SUPER HOLD: A TELEPHONE PERIPHERAL**
Thomas E. Black/Provides hold function and music feature.
-
- 67 COMPUTER-AIDED LOGIC DESIGN**
Charles Rubenstein/Comparing software systems that simulate logic circuits.
-
- 78 LEARNING 16-BIT MICROCOMPUTER TECHNOLOGY**
George Meyerle/Part 3: Details of the programmable DMA controller.
-
- 82 UPGRADING TIMEX/SINCLAIR VIDEO**
Steve Pence/Provides direct video and white-on-black screen characters.
-

EQUIPMENT REVIEWS

-
- 20 SANSUI MODEL Z-5000 FM/AM STEREO 70-W/CHANNEL RECEIVER**
-
- 23 COMPONENT COLOR TV FROM SEARS, ROEBUCK AND CO.**
-

COLUMNS

-
- 16 LES SOLOMON ON COMPUTER HARDWARE**
Talking About Standards.
-
- 19 STAN VEIT ON COMPUTER SOFTWARE**
The Battle of the Disk Operating Systems.
-



-
- 30 COMPUTER VIDEO GAMES**
-
- 86 COMPUTER SOURCES**
-
- 88 SOLID-STATE DEVELOPMENTS**
Forrest M. Mims, III/Introducing The Varistor.
-
- 90 EXPERIMENTER'S CORNER**
Forrest M. Mims, III/Solderless Breadboards for Experimenters.
-
- 94 DX LISTENING**
Glenn Hauser/News and Notes on Shortwave Stations and Programs.
-
- 96 PROJECT OF THE MONTH**
Forrest M. Mims, III/Constructing A Two-Way Optoisolator.
-

DEPARTMENTS

-
- 6 EDITORIAL**
Art Salsberg/Sexism and the Computer.
-
- 12 LETTERS**
-
- 14 NEW PRODUCTS**
-
- 108 ADVERTISERS' INDEX**
-
- 109 COMPUTER MART/ELECTRONICS CLASSIFIED**
-

COVER PHOTO BY JOSEPH MOODY, DALLAS, TX.

COPYRIGHT © 1983 BY ZIFF-DAVIS PUBLISHING COMPANY. All rights reserved. Computers & Electronics (ISSN 0032-4485) May 1983, Volume 21, Number 5. Published monthly by Ziff-Davis Publishing Co., at One Park Ave., New York, NY 10016. Richard P. Friese, President; Selwyn Taubman, Treasurer; Bertram A. Abrams, Secretary. One year subscription rate for U.S. and Possessions, \$15.97; Canada, \$20.97; all other countries, \$23.97 (cash orders only, payable in U.S. currency). Second Class Postage Paid at New York, N.Y. 10016 and at additional mailing offices. Authorized as second class mail by the Post Office Dept., Ottawa, Canada, and for payment of postage in cash. POPULAR ELECTRONICS including ELECTRONICS WORLD trademark registered. Indexed in the Reader's Guide to Periodical Literature. Ziff-Davis also publishes Boating, Car and Driver, Cycle, Flying, Popular Photography, Skiing, Stereo Review, Electronic Experimenter's Handbook, and Tape Recording & Buying Guide. **POSTMASTER:** Send address changes to COMPUTERS & ELECTRONICS, Circulation Dept. P.O. Box 2774, Boulder, CO 80302. Please allow at least eight weeks for change of address, enclosing, if possible, an address label from a recent issue. **Permissions.** Material in this publication may not be reproduced in any form without permission. Requests for permission should be directed to Elizabeth Amado, Rights and Permissions, Ziff-Davis Publishing Co., One Park Ave., New York, NY 10016.

BASIC **VS.** JRT PASCAL:

A NO-HOLDS-BARRED COMPARISON.

EASE-OF-USE By dividing programs into modules, JRT Pascal makes even very complex programs—of nearly any size—a breeze to manage. Pascal code is *self-documenting*; program sections are identified by meaningful names, not line numbers. Error messages are verbal, not number codes. JRT offers 12 data types (to Basic's 2 or 3), and it has both regular and hex numbers.

POWER For power—the ability to write better, clearer programs, faster—Pascal is the run-away winner. Example: JRT simplifies programming by accomplishing complicated operations (for Basic) with one command:

Basic	JRT Pascal
IF A\$ = "V" OR	IF A IN ['V..'Z'] THEN...
A\$ = "W" OR	
A\$ = "X" OR	
A\$ = "Y" OR	
A\$ = "Z" THEN...	

FLEXIBILITY JRT's wide variety of data types reduces programming restrictions. And the data types are not all fixed in size. There are 3 looping statements (Basic has 1). With JRT, very large programs can be created and run, because program modules can be spread over many diskettes. Common modules can be used for several programs. Basic generally limits strings to 255 bytes; JRT strings go up to 64K.

EFFICIENCY Whereas Basic relies on a static, inefficient memory map to allocate storage, JRT's dynamic storage fills every available main storage area; there's no waste. With Basic, sub-routine modules must be linked together; with JRT, they can be linked—but don't have to be. JRT's more powerful commands run faster; typically, you'll write Pascal programs 3 to 10 times faster than in Basic. *Exclusive:* JRT lets you directly access the CP/M* operating system for better total system control.

NOVA Consider our copy policy. (If you want to make copies, it's OK with us—so long as they're not for re-sale.) Check our astounding price: **\$29.95!**—and *satisfaction is guaranteed—or your money back.* Basic versus JRT Pascal: which comes out on top? Right! The coupon below is for your convenience. Or call. Today.

Here's the real shocker!

Features	Basic	JRT Pascal
Structured programs	No	Yes
Separate compiled modules	"Chaining"	Structured procedures with auto-loading & purging
Arithmetic precision	Usually 6 or 7 digits	14 digits
Indexed files	No	Yes
Maximum string size	255 characters	64,000 characters
Loop statements	1	3
Data types	Usually 2 or 3	12
CASE statement	No	Yes
Introduced	1965	1980
Price	???	\$29.95!

Full support for indexed files

CRT screen formatting & full cursor control

Facilities for formatting printed reports

File variables & GET/PUT

Dynamic arrays

SEARCH procedures for fast table look-up

Extended CASE statements

Random files to 8 megabytes with variable length records

64K dynamic strings

Activity analyzer prints program use histogram

14 digit BCD FLOATING POINT arithmetic

True dynamic storage

Advanced assembly interface

Fast one-step compiler; no link needed

Efficient compiler needs only 85K diskette space

Maximum program size: more than 200,000 lines

More than 200 verbal error messages

Separate compilation of auto-loading external procedures

No limits on procedure size, nesting or recursion

175-page user manual with 3-ring protective plastic binder & 5 1/4" or 8" diskettes

Handy JRT Pascal reference card

Graphing procedures
Statistic procedures



THE COMPLETE PASCAL FOR CP/M.

\$29.95!

JRT/PASCAL 3.0

Send **JRT SYSTEMS** or
to **45 Camino Alto/H2** phone **415/388-0530**
Mill Valley, CA 94941

Here's my \$29.95; please send me JRT Pascal. I understand that if I'm not completely satisfied, I can return it within 30 days—with the sealed diskettes unopened—for a full refund. (Allow 4-6 weeks for shipping.)

I need the 5-1/4" diskettes for Apple CP/M; Heath, Hard Sector; Heath, Soft Sector; Northstar; Osborne; Superbrain; Televideo; Xerox 820. I need 8" SSSD diskettes.

Name _____

Address _____

City _____ State _____ Zip _____

Check C.O.D. MasterCard VISA
(CA residents add sales tax. Add \$6 for shipping outside North America.)

Card # _____ Exp. _____

Signature _____

*CP/M is a Digital Research T.M. A 56K CP/M system is required.

CIRCLE NO. 78 ON FREE INFORMATION CARD

ONLY

ATARI GIVES YOU SUCH EASILY ACCESSIBLE GRAPHICS AND SOUND CAPABILITIES IN A 64K COMPUTER.

ONLY the ATARI 1200XL Home Computer combines 64K RAM computing power with outstanding graphics and sound capabilities that are so easy to access. You can create sophisticated graphics and sound effects using quick and simple commands. This allows you to write complex programs in much less time than with many other 64K computers.

ONLY the ATARI 1200XL Home Computer has a specially designed keyboard which is fully redefinable and features 8 programmable function keys controlling 16 functions. That's twice as many as the Commodore 64. In addition, the ATARI 1200XL keyboard locks and unlocks electronically to protect your programs.

ONLY the ATARI 1200XL Home Computer provides a revolutionary "help" key that performs two important functions. First, it can provide the user with helpful instructions on selected programs used with the computer. Second, the "help"

THE NEW

key performs self-diagnosis—as requested by the user on the memory, audio visual circuitry and keyboard—to ensure that all components are in peak operating condition. And if you need additional help only Atari gives you a toll-free “help line” to call (800) 538-8543; in California 1-(800) 672-1404.

ONLY the ATARI 1200XL offers you a home computer compatible with virtually all ATARI Computer peripherals and software (compatibility that other new computers like the Commodore 64 don't offer). There are over 2,000 programs currently available for the ATARI 1200XL, including the new AtariWriter™ word processing system and VisiCalc.®*

ONLY Atari puts so much more in the new 1200XL Home Computer so you get so much more out of it.



ATARI® 1200XL™

HOME COMPUTER

CIRCLE NO. 9 ON FREE INFORMATION CARD

www.americanradiohistory.com



Sexism and the Computer

"... girls find the world of computers a mostly male domain," reports *Psychology Today* in a March 1983 article, "Second-Class Citizens?"

The authors, both of whom are psychologists and female, charge that game software reflects such a bias. They cite land battles, space wars, and other forms of destruction as examples of games that appeal to the boys, but not the girls. Moreover, on a visit to a computer store, the researchers examined computer software on display racks and counted 28 men and only four women illustrated on the game packages. Obviously in a gender-counting mood, the authors also visited a video arcade

where they saw about 175 customers, only 30 of whom were female.

Computer stores are also an alien environment for women, contend the authors, since electronics and such are unfamiliar products to them. Furthermore, sales people in these stores were noted as being mainly young males. Thus one might assume that the cards are stacked against women in the computer field.

These are interesting views. There is no question that males are more predisposed through our culture to favor things electronic and mechanical than females are, and that computer marketers recognize that their best prospects are therefore males and, consequently, direct products to attract men.

So what's new? Our readership has always reflected this, being overwhelmingly a male audience. There are no real barriers, professional or avocational, for women in the computer field, though. More than 25% of computer specialists are, in fact, female, among them some true leaders in the industry. Merit counts more than anything else, too, as evidenced by reports of virtually equal pay for women and men in this field. I know a woman who gets \$1500 per day for computer consulting work, as an example, which I think everyone will agree is more than equal.

Cultural hangups are indeed difficult to overcome. I don't underestimate the impact. Reports indicate that its effect is considerably less on females younger than 15 years of age. Combined with a

fast-growing move toward achieving computer literacy in elementary schools, we should see a new generation of women that's more at ease with computers. Even liberal arts colleges are pursuing computer-familiarity courses. Two women's colleges (yes, there are still single-sex colleges), Wellesley and Mount Holyoke, both in Mass., will be embarking on courses that relate computer work to the humanities.

As more and more women enter the computer field, perhaps they will have the drive and wherewithall to initiate special physical-fitness programs to relieve the special tensions developed by men and women alike when working at terminals. A nationwide study authorized by Verbatim Corp. (323 Soquel Way, Sunnyvale, CA 94086) revealed that 63 percent of people working continually on word-processing and data-processing machines experience eye-strain, while 36% cited back strain. As a result, an exercise guide, "Tone Up At The Terminals," was devised by an exercise physiologist to combat such problems. (The guide is available free from Verbatim.)

Perhaps Jane Fonda can follow up on her exercise best seller with one for work at computer terminals for both men and women.

Computers & Electronics

formerly Popular Electronics

ARTHUR P. SALSBERG
Editorial Director

LESLIE SOLOMON
Technical Director

JOHN R. RIGGS
Managing Editor

EDWARD I. BUXBAUM
Art Director

ALEXANDER W. BURAWA
Senior Editor

JOSEPH DESPOSITO
Technical Editor

STANLEY VEIT
Technical Editor

ANDRE DUZANT
Technical Illustrator

CARMEN ROBLES
Production Editor

JEFF NEWMAN
Editorial Assistant

Contributing Editors:
Walter Buchsbaum, Len Feldman,
Glenn Hauser, Julian Hirsch
Jim Keogh, Forrest Mims



Editorial and Executive Offices
One Park Avenue
New York, New York 10016
212 725-3500

New York Office
Advertising Director:
Richard Govatski 212 725-7460

Sales:
Tom Ballou 212 725-3578
Ken Lipka 212 725-3580

Midwestern Office
Suite 1400, 180 N. Michigan Ave.,
Chicago, IL 60601 312 346-2600
Sales: Robert Vanek

J.E.M. Associates
Francisco Bay Office Park
1750 Montgomery Street
San Francisco, CA 94111 415 989-4643
Joe Mesics

Representation in Japan
J.S. Yagi
Iwai Trading Co., Ltd.
603 Ginza Sky Heights Bldg.
18-13, Ginza 7-Chome
Tokyo, Japan 104

Consumer Computers &
Electronics Magazine Division

Larry Sporn President
J. Scott Briggs, Marketing Vice Presidents
Carole Mandel, Circulation
Eileen G. Markowitz, General Manager

Ziff-Davis Publishing Company

Richard P. Friese President
Albert S. Traina President, Consumer Magazine Division

Furman Hebb Executive Vice President
Paul H. Chook Executive Vice President
Marketing and Circulation Senior Vice Presidents

Phillip T. Heffernan
Sidney Holtz
Edward D. Muhlfeld
Philip Sine
Baird Davis Vice Presidents
George Morrissey
Selwyn Taubman Treasurer
Bertram A. Abrams Secretary

Editorial correspondence: COMPUTERS & ELECTRONICS, 1 Park Ave., New York, NY 10016. Editorial contributions must be accompanied by return postage and will be handled with reasonable care; however, publisher assumes no responsibility for return or safety of manuscripts, art work, or models submitted.

The publisher has no knowledge of any proprietary rights which will be violated by the making or using of any items disclosed in this issue.

Learning DP
 Maintaining school files
 School administration
 Metric conversion lessons
 Learning computers
 Drawing a face
 Learning FORTRAN
 Interactive training
 Educational games
 Lease classification
 Property management
 Engineering circuitry
 Fuel oil tracking
 Medical accounting
 Cataloging librarian
 Dental invoice generator
 Income tax preparation
 Data base for insurance
 Apartment building system
 Athletic statistics
 Structural engineering
 Medical office system
 Medical diagnostic analysis
 Travel agency tracking
 Trucking system
 Church management
 Forms designer
 Fixed asset manager
 Mortgage tracking
 Amortization system
 Games for executives
 Automated recipe file
 Personal tax planning
 Home finance
 Writing CAI courses
 Administrative reports
 Geometric graphics
 Color graphics
 Address file updating
 Spelling checker
 Name directory
 Order entry
 Utility billing
 Retail management
 Project costing
 Mail list management
 Money market management
 Investment analysis
 Playing blackjack
 Electronic mail
 Activity organizer
 Survey analysis
 Electronic spreadsheet
 Statistical study/cross tabulation
 Project tracking
 Business marketing
 Hypothesis testing
 Quantitative decision making
 Time billing
 Filing system
 Inventory control
 Scheduling/organizing
 Cash flow analysis
 Database sort/index
 General ledger
 Tax planner
 Household inventory
 Learning Pascal
 Fantasy games
 Payroll
 Project planning
 General accounting
 Accounts payable
 Accounts receivable
 Job costing
 Word processing
 Business graphics
 Arithmetic drill
 Touch typing lesson
 BASIC programming
 Financial analysis
 Spreadsheet program



How many pieces of software can
 you use on the IBM Personal Computer?
 1,000 and up.



CIRCLE NO. 41 ON FREE INFORMATION CARD

www.americanradiohistory.com

Everybody's making money selling microcomputers. Somebody's going to make money servicing them.

Now NRI Trains You At Home To Make Money Servicing, Repairing,
and Programming Personal and Small Business Computers



Learn At Home to Service Any Computer

NRI can train you for this exciting, rewarding field. Train you at home to service not only microcomputers, but word processors and data terminals, too. Train you at your convenience, with clearly written "bite-size" lessons that you do evenings or weekends, without going to classes or quitting your present job.

Your training is built around the latest model of the world's most popular computer. It's the amazing TRS-80™ Model III now with disk drive and the capabilities and features to perform a host of personal and business functions. No other small computer has so much software available for it, no other is used and relied on by so many people. And it's yours to keep for personal and business use.

You get plenty of practical experience. Under NRI's carefully planned training, you even

technique for getting inside is enhanced by using the new NRI-developed Computer Access Card. Only NRI offers you a choice to fit your specific training needs.

Become the Complete Computer Person

In addition to training in BASIC and advanced machine language, you gain hands-on experience in the operation and application of the latest computers for both business and personal jobs. You're trained to become the fully rounded, new breed of technician who can interface with the operational, programming, and service facets of all of today's computers. You're ready to take your place in the new electronic age.

Other Opportunities

NRI has been giving ambitious people new electronic skills since 1914. Today's offerings also include TV/Audio/Video Systems servicing with training on our exclusive Heath/Zenith computer-programmable 25" diagonal color TV . . . Industrial Electronics, Design Technology . . . and other state-of-the-art courses.



Training now includes either the TRS-80 Model III Microcomputer with *Disk Drive* or the TRS-80 Color Computer with *Computer Access Card*; professional LCD multimeter; the NRI Discovery Lab; and hundreds of demonstrations and experiments.

Seems like every time you turn around, somebody comes along with a new computer for home or business use. And what's made it all possible is the amazing microprocessor, the tiny little chip that's a computer in itself.

Using this new technology, the industry is offering compact, affordable computers that handle things like payrolls, billing, inventory, and other jobs for business of every size . . . perform household functions including budgeting, environmental systems control, indexing recipes. And thousands of hobbyists are already owners, experimenting and developing their own programs.

Growing Demand for Computer Technicians

This is only one of the growth factors influencing the increasing opportunities for qualified computer technicians. The U.S. Department of Labor projects over a 100% increase in job openings for the decade through 1985. Most of them *new* jobs created by the expanding world of the computer.

(TRS-80 is a trademark of the Radio Shack division of Tandy Corp.)



install a *disk drive* verifying its operation at each step. Using the NRI Discovery Lab® that also comes as part of your course, you build and study circuits ranging from the simplest to the most advanced. You analyze and troubleshoot using the professional 4-function LCD digital multimeter you keep to use later in your work. Then you use the lab and meter to actually access the interior of your computer . . . build special circuits and write programs to control them. You "see" your computer at work and demonstrate its power.

Same Training Available With Color Computer

NRI offers you the opportunity to train with the TRS-80 Color Computer as an alternative to the Model III. The same

Free Catalog . . . Mail Card Today

Send the postage-paid card for our 104-page catalog showing all courses with equipment and complete lesson plans. There's no obligation other than to yourself. See how NRI can help you take advantage of the exciting job and earnings opportunities in the exploding field of microcomputers. If card has been removed, please write to us.



NRI SCHOOLS
McGraw-Hill Continuing
Education Center
3939 Wisconsin Ave.
Washington, DC 20016

We'll give you tomorrow.

The Safe Video Head Cleaner is Dry.



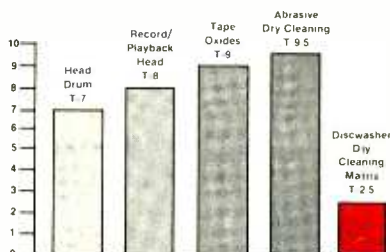
Yes, dry!

The Discwasher® Video Head Cleaner is the only truly nonabrasive dry head cleaner on the market today.

Its superior cleaning action is the result of its textured fabric matrix, not the result of abrasive properties (like those often utilized in aluminum oxide cleaners). This exclusive matrix safely cleans not only the video heads, but the audio and sync heads as well.

The Discwasher Video Head Cleaner is less abrasive than both the video head and video drum. In fact, it's even less abrasive than video tapes themselves. And best of all...it works. Easily, safely, and quickly.

The graph below represents approximate hardness ratings of individual VCR components and various tapes and cleaners using the Temper scale, developed by industry to measure materials. A diamond, one of the hardest materials known, rates T-10.



discwasher

1407 N. PROVIDENCE RD., P.O. BOX 6021, DEPT. CE, COLUMBIA, MO 65205 USA
A DIVISION OF JENSEN an ESMARK Company

CIRCLE NO. 66 ON FREE INFORMATION CARD

LETTERS

BBC COMPUTER EXPANSION

In the "British Are Coming" (March 1983), it was not made entirely clear that the buffered extension bus in the Model B of the BBC Computer permits connection to expansion units such as a 6502 second processor and an extra 64K of memory or a Z80 second processor with 64K of RAM. This allows the system to run CP/M 2.2 and turns the BBC machine into a business computer. —Mike Firth, Dallas, TX.

MISSING VIDEO CONNECTION

I find that two essential parts were missing from connection 5 in my article, "The Video Connection" (March 1983). In order to get full watch/record versatility and record scrambled channels, it is necessary to have a splitter on the cable input before the first converter-descrambler. The other connection from the splitter then should go to an A/B switch in front of the second converter-descrambler. The switch then chooses between the direct input from the splitter and the output of the VCR. —Dave Trowbridge.

HOBBY ROBOT IS ALIVE

I enjoyed your article "Personal Robots" in the January issue, but I was surprised to read that our company, Hobby Robot Co., was defunct. It is very much in the running! Our Tread Base Unit RBU-II is currently very successful. Our base and arm modules are the only Man Rated units we know of in the hobby and educational price ranges. We have also completed development of a new low-cost "Rabbit Robot" for the modeling and experimenting enthusiast.

On the robot industry itself, robot clubs such as those formed by John Gutman (Atlanta Robot Special Interest Group) and Ted Blank (Boston Robot Club) have made important contributions. Yours was a really significant boost to this fledgling industry! —Bill Dodd, President, Hobby Robot Co., PO Box 997, Lilburn, GA 30247.

ADVANTAGE HARD DISK

In a recent item in the Computer Hardware column, it was noted that NorthStar had introduced a computer system with 5M bytes of hard disk and one 360K floppy for \$6599. That would be a pretty high price for a 5M-byte capacity which is priced at \$4999. The reference probably got confused with our 15M-byte Advantage, which is \$5999. —Kristine M. Sokoloski, NorthStar Computers, Inc. San Leandro, CA. ♦

The professional breadboard. (For professional, hobbyist or student.)

Global Specialties' PB-203A Proto-Board®

The solderless breadboard that set the industry standard for speed, versatility and convenience. With a capacity up to twenty-four 14-pin DIPs and three regulated power supplies (one fixed, two variable), PB-203A features a large array of sockets and bus strips that emulates standard PC layouts. Permitting instant insertion and removal of virtually any component from the largest DIP to the smallest discretes. Helping you design, assemble, test and modify circuits almost as fast as you can think! And built with professional durability, for all types of applications.

Our PB-203A. Only \$174* (kit \$149.95*) or PB-203 with single 5V supply, \$133.* One more reason so many people say "Proto-Board" for solderless breadboarding.



GLOBAL SPECIALTIES CORPORATION

70 Fulton Terr., New Haven, CT 06509 (203) 624-3103, TWX 710-465-1227
OTHER OFFICES: San Francisco (415) 648-0611, TWX 910-372-7992, Europe: Phone Salfron-Walden 0799-21682, TLX 817477
Canada: Len Finkler Ltd., Downsview, Ontario

Call toll-free for details **1-800-243-6077** During business hours

*Suggested U.S. resale Prices, specifications subject to change without notice. © Copyright 1981 Global Specialties Corporation

VIC-20

(a real computer at the price of a toy)

\$134.⁰⁰

(when you buy 6 programs)

You get the Commodore VIC-20 computer for only \$134.00 when you buy 6 tape programs on sale for only \$59.00. These 6 programs list for \$100.00 to \$132.00. You can choose one of three packs: 6 games pack, 6 home finance pack, or 6 small business pack. The VIC-20 computer includes a full size 66 key typewriter professional keyboard, color command keys, upper/lower case, full screen editor, 16K level II microsoft basic, color, sound and music, real time, floating point decimal, easy to read self teaching instruction book, connects to any TV, includes console case.

33K COMMODORE VIC \$199.00
with 2 1/2 times more power

You get the VIC-20 computer plus we expand the total memory to 33,000 bytes to give you 2 1/2 times more programming power.

41K COMMODORE VIC \$249.00
with 4 times more power

49K COMMODORE VIC \$299.00
with 6 times more power

49K COMMODORE VIC
PROFESSIONAL WORDPROCESSOR \$299.

You get the powerful VIC-20 computer with expanded memory — plus we add The Quick Brown Fox professional wordprocessor. This combination gives you a 49K professional wordprocessor. (80 column formatting and mailmerge \$100 extra).

TRACTION FRICTION PRINTER \$299.00

Comstar F/T deluxe line printer. prints 8 1/2 x 11 full size, single sheet, roll or fan fold paper, labels etc. 40, 66, 80, 132 columns. Impact dot matrix, bi-directional, 80 CPS.

60K MEMORY EXPANDER \$79.00

Sixslot — Switch selectable — Reset button — Ribbon cable. A must to get the most out of your VIC-20 computer.

VOICE SYNTHESIZER \$79.00

Makes your VIC-20 talk, VOTRAX based plus features found only in \$295 versions.

COMPUTER AND SOFTWARE SALE

COMMODORE 64

(more power than Apple II at half the price)

\$300.⁰⁰ FREE PROFESSIONAL SOFTWARE

(when you buy the Commodore-64 Computer for \$595.00)

VIC20 PERSONAL COMPUTER TOP 10 ARCADE GAMES

VIC-20 TAPE PROGRAM SALE!!

Rank	Name	Sale
1.	Super Paratrooper (Fantastic)	\$19.95
2.	Exterminator-Plus (Better than Centipede)	\$19.95
3.	Cricket (Better than Frogger)	\$19.95
4.	Snackman (Better than Pacman)	\$15.95
5.	Galactic Crossfire (you in the middle)	\$16.95
6.	Anti-Matter Splatter (Nuclear Disaster)	\$19.95
7.	Bug Blast (Creepy)	\$16.95
8.	Bombs Away (Great)	\$15.95
9.	3-D Maze-Escape	\$14.95
10.	Krazy Kong	\$14.95

BUY ANY FOUR — DEDUCT 10% MORE

VIC-20 PROGRAMMING AIDS!!

	Sale
• Introduction to basic programming (manual and tapes)	\$22.95
• Advanced basic programming (manual and tapes)	22.95
• Programmer's reference manual (288 pages — you must have this!)	15.95
• Programmer's easy reference card (tables/lists/drawings)	3.95
• VIC-20 Revealed (267 pages of VIC secrets)	11.95
• 6502 Machine Language Assembler	24.95
• 16K Programming Cartridge (gives 400% more programming power — get \$24.95 16K adventure game free!)	79.00

Commodore 64 Computer

PROFESSIONAL SOFTWARE

Name	Sale
word processing pack	\$69.00
complete Data Base pack (includes Mailmerge)	\$69.00
Electronic spreadsheet pack (like Visicalc)	\$69.00
Accounting pack (personal & business)	\$49.00
Programmer's Helper	\$59.00
Programming Reference guide	\$18.95
Basic Tutor	\$19.95
Typing Tutor	\$19.95

80 column BOARD

80 characters per line on the screen at one time. Includes word processing pack (list \$89.00), complete data base pack (list \$89.00), Electronic spreadsheet pack (list \$89.00). **ALL FOR ONLY \$275.**

We have over 300 Programs for the Commodore 64 Computer
WE LOVE OUR CUSTOMERS

You get the extra powerful Commodore-64 computer (64,000 bytes RAM plus 20,000 bytes ROM). Full size 66 key typewriter keyboard, 320 x 200 high resolution graphics, text is 40 columns by 25 lines. 1000 displayable characters, 8 moveable sprites, programmable synthesizer (4 wave forms, full ASDR). In addition to these features we give you FREE PROFESSIONAL SOFTWARE VALUED OVER \$300.00.

PROFESSIONAL WORDPROCESSING PACKAGE

This wordprocessor is specially designed for the Commodore-64 utilizing the latest techniques. Allows powerful text editing capabilities without long hours of orientation or training. Complete cursor and insert/delete key controls are used. Block movement and/or duplication, line insertion and/or deletion, automatic centering, margin settings, tab settings, copy, disk or tape handling, and all printer types. Up to 99 continuous pages of text can be output to the printer. List \$89.00.

COMPLETE DATABASE PACKAGE

A user friendly data base system that makes information easy to find and store. You can add, change, delete, and search for data. Print the information on a printer in any format desired. When combined with the word processor pack you have a powerful merge program that allows custom documents and personalized mailing lists. List \$89.00.

COMPLETE ACCOUNTING PACKAGE (Home or Small Business)

This general ledger program is perfect for small business as well as home. It utilizes a double entry bookkeeping system. You only need enter one transaction and the computer will handle the other. All accounts are user definable and will build for 1 year, resulting in a file of all transactions by account number, month and year to date. Each month a current month's transactions can be viewed at any time (99 accounts 187 entries per month). With this accounting program you will be able to monitor your financial growth as well as your expenses. List \$59.00.

COMMODORE-64 PROGRAMMERS REFERENCE GUIDE

This is the in-depth guide that goes into the heart of the 64. All aspects of the basic and machine language are covered. (A must for anyone wishing to program the Commodore-64). List \$20.95.

• LOWEST PRICES • 15 DAY FREE TRIAL • 90 DAY FREE REPLACEMENT WARRANTY
• BEST SERVICE IN U.S.A. • ONE DAY EXPRESS MAIL • OVER 500 PROGRAMS • FREE CATALOGS


Add \$10.00 for shipping, handling and insurance. Illinois residents please add 6% tax. Add \$20.00 for CANADA, PUERTO RICO, HAWAII orders. WE DO NOT EXPORT TO OTHER COUNTRIES.

Enclose Cashiers Check, Money Order or Personal Check. Allow 14 days for delivery, 2 to 7 days for phone orders, 1 day express mail! Canada orders must be in U.S. dollars.

PROTECTO ENTERPRISES (WE LOVE OUR CUSTOMERS)
BOX 550, BARRINGTON, ILLINOIS 60010
Phone 312/382-5244 to order

CIRCLE NO. 40 ON FREE INFORMATION CARD

NEW PRODUCTS



COLOR/SOUND COMPUTER

CP/M compatibility, built-in Microsoft extended BASIC, and 32K each of RAM and ROM are incorporated in Spectravideo's Model SV-318. It has 71 movable keys; 10 user define functions; memory expansion to 96K of ROM and 144K of RAM; u/lc and graphics character sets; 32 sprites; 256×192 -pixel resolution; three 8-octave sound channels; ADSR envelope control for creating musical sounds; built-in joystick for games and cursor positioning; and 16-color palette. \$299.95.


Circle No. 100 on Free Information Card



PROFESSIONAL COMPUTER

The 8088-based Professional Computer from Texas Instruments has 64K bytes of RAM expandable to 256K, 320K disk drive, and 5-slot expansion bus. The keyboard has a 56-key typewriter layout plus an 18-key numeric pad, 5 cursor controls, and 12 special-function keys. Display can be 12" monochrome or 13" color, 25 lines of 80 columns and 710×300 pixels with graphics controller option. Basic system is \$2595.


Circle No. 99 on Free Information Card



CAR BOOSTER AMPLIFIER

Jensen Car Audio's Model A35 is a car-stereo booster amplifier with electronic protection from thermal overload and reverse polarity; fused power lead; short-circuit protection; and compatibility with virtually all car receivers and tape players. Specifications: 15 W/ch into 4 ohms continuous; 0.3% THD; frequency response, 20 to 50,000 Hz ± 3 dB; S/N, 80 dB; $5" \times 3" \times 2"$. \$74.95.


Circle No. 98 on Free Information Card



PORTABLE OSCILLOSCOPE

Tektronix Model 2465 oscilloscope features 300-MHz bandwidth, 500-ps/div sweep speed, and auto-level trigger having a bandwidth in excess of 500 MHz. Four full-bandwidth vertical channels have calibrated scale factors and positioning controls. CRT has cursors for time and voltage measurement. \$4600.

Circle No. 97 on Free Information Card



HARD-DISK SUBSYSTEM FOR S-100 COMPUTERS

Advanced Digital Corp.'s $5\frac{1}{4}"$ Winchester hard-disk subsystem for S-100 microcomputers is built around the Model HDC-1001 IEEE-696 Standard error-correcting controller board. It is available in 5M-, 10M-, 20M-, and 40M-byte versions and features an on-board microprocessor for control of up to four drives and 8 R/W heads. Consists of controller board, connector cable, CP/M BIOS disk, and hard-disk drives, depending on capacity. \$1800 for 5M, plus \$200 for 20M.

Circle No. 96 on Free Information Card



DISKETTE CLEANING

3M's new method of dispensing cleaning solution for 8" head cleaning diskettes is in the form of individual packets, each containing the amount needed for cleaning a single disk drive. The fluid is applied to the porous cleaning diskette contained in a modified envelope, and the diskette is run normally for 30 seconds. The method is nonabrasive and can be used on drives designed for either one- or two-sided diskettes. Each kit contains two diskettes and 30 packets of fluid. \$30.

Circle No. 94 on Free Information Card

HIGH-END CASSETTE DECK

Yamaha's Model K-2000 three-head, direct-drive stereo cassette deck offers off-tape noise monitoring and incorporates double Dolby B and double dbx noise-reduction. Features include: 16-segment LED bargraph meter (-40 to +18 dB range); automatic Optimum Record Bias Tuning (ORBIT); metal tape capability; digital linear tape counter; touch-panel transport controls; and MPX filter. Specifications: wow and flutter, 0.02% wrms; frequency response, ±3 dB, 10-18,000 Hz normal, to 21,000 Hz chrome, to 20,000 Hz metal; harmonic distortion, 0.8%; fast-wind time, 75 s with C-60. 17½" W × 13¾" D × 4¾" H. \$795.

Circle No. 95 on Free Information Card

EXECUTIVE PORTABLE COMPUTER

Osborne Computer Corp. has a new-generation portable computer-in-a-suitcase that addresses what some people felt were shortcomings in the Osborne 1. Called the "Executive," the new computer offers 128K of bank-switched RAM, dual half-height double-density floppy disk drives, and a 7" amber CRT (a 5" CRT was used in the Osborne 1) to display an 80-character by 24-line "page" without scrolling. Extra RAM is provided for video (4K), character-font (4K), and scratch-pad (2K) memory. A very attractive optional feature is an IBM-compatible coprocessor/bus. In addition to being CP/M compatible, the system can run (but not be used to write) compiled p-code programs. Other features include: 4-MHz Z80A microprocessor; serial communications controller; parallel and DMA ports; 69-key detachable keyboard with separate numeric keypad (all keys soft configurable); two 128-character sets: video brightness and contrast controls. Supplied at no additional cost are CP/M, MBASIC, C BASIC, Wordstar, and Supercalc. Options available for the Executive include a compact modem that fits into the computer's disk storage slot and a high-resolution graphics board. The keyboard assembly snaps to the front panel and becomes the bottom of the computer's case during storage and transport. Size is 20.5" × 13" × 9", and weight is 28 lb. Price is about \$2495 (\$3195 with IBM coprocessor/bus).

Circle No. 93 on Free Information Card



LES SOLOMON ON COMPUTER HARDWARE



Talking About Standards

IN THE beginning there was Ed Roberts, the PE-8 computer, and a company called MITS in Albuquerque, NM. The PE-8 was renamed "Altair" and the 100-pin bus structure it used became the Altair bus. An article about it was published in our January 1975 issue. Soon after, entrepreneurs jumped on the bandwagon. The Altair bus was appropriated and soon was called the "Altair/Imsai" bus. (Imsai began marketing a similar type of computer a while later.) As more manufacturers joined the parade, the bus became known as the "Altair/Imsai/Processor Technology/Whatever" bus, a name far too unwieldy to use.

It was at the first Atlantic City Computer Show in 1976 that Roger Melen of Cromemco came up with the name "the Standard-100." Some liked the name, some didn't. Some suggested as an alternative the name "Roberts Bus," after its original designer. In any case, references to the Standard-100 were shortened to S-100 and the name stuck. Thus a new add-on industry was spawned.

Soon, however, the importance of the S-100 became undermined. Not all 100 pins were used in the original bus, and some manufacturers used the extra ones for their "private" signals—ones that would work only with their computers and boards. It quickly got to the point where very few so-called "S-100" boards would work with very few so-called "S-100" computers. For a few years, intermixing S-100 boards and machines became an adventure in frustration.

In 1979, to clean up this mess, several manufacturers got together to try to develop a real S-100 standard spurred by

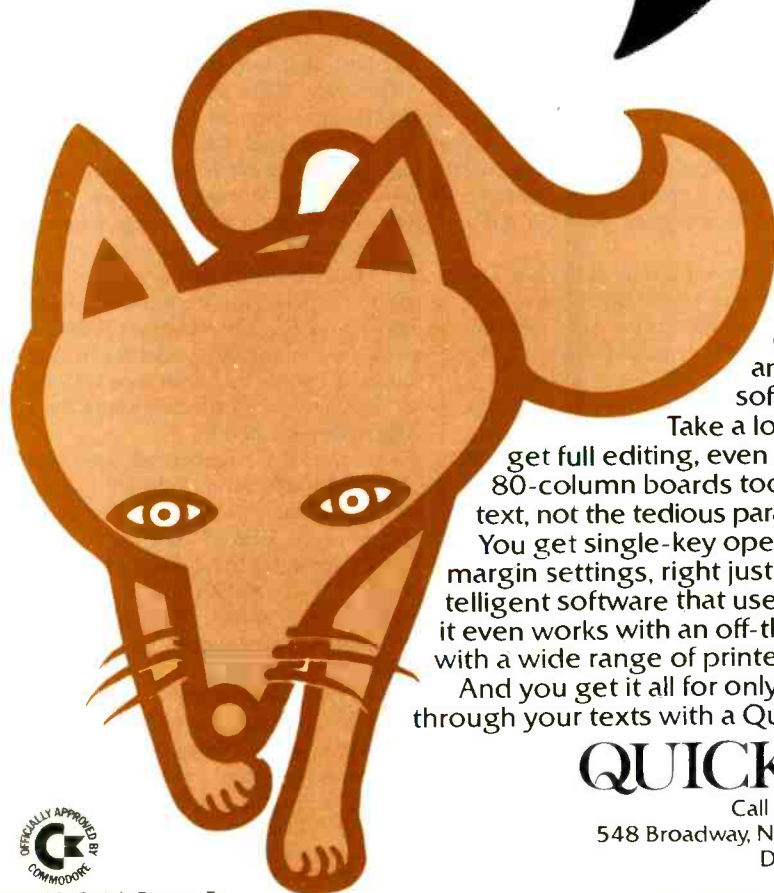
IEEE-696 BUS LAYOUT

Pin					
1	+ 8 Volts (B)		51	+ 8 Volts (B)	
2	+ 16 Volts (B)		52	- 16 Volts (B)	
3	XRDY (S)	H	53	0 volts	
4	VI0* (S)	L	54	SLAV CLR* (B)	L
5	VI1* (S)	L	55	TMA0* (M)	L
6	VI2* (S)	L	56	TMA1* (M)	L
7	VI3* (S)	L	57	TMA2* (M)	L
8	VI4* (S)	L	58	sXTRQ* (M)	L
9	VI5* (S)	L	59	A19	H
10	VI6* (S)	L	60	SIXTN* (S)	L
11	VI7* (S)	L	61	A20 (M)	H
12	NMI* (S)	L	62	A21 (M)	H
13	PWRFAIL* (B)	L	63	A22 (M)	H
14	TMA3* (M)	L	64	A23 (M)	H
15	A18 (M)	H	65	NDEF	
16	A16 (M)	H	66	NDEF	
17	A17 (M)	H	67	PHANTOM* (M/S)	L
18	SDSB* (M)	L	68	MWRT (B)	H
19	CDSB* (M)	L	69	RFU	
20	0 volts		70	0 volts	
21	NDEF		71	RFU	
22	ADSB* (M)	L	72	RDY (S)	H
23	DODSB* (M)	L	73	INT* (S)	L
24	φ (B)	H	74	HOLD* (M)	L
25	pSTVAL* (M)	L	75	RESET* (B)	L
26	pHLDA (M)	H	76	pSYNC (M)	H
27	RFU		77	pWR* (M)	L
28	RFU		78	pDBIN (M)	H
29	A5 (M)	H	79	A0 (M)	H
30	A4 (M)	H	80	A1 (M)	H
31	A3 (M)	H	81	A2 (M)	H
32	A15 (M)	H	82	A6 (M)	H
33	A12 (M)	H	83	A7 (M)	H
34	A9 (M)	H	84	A8 (M)	H
35	DO1 (M)/ED1 (M/S)	H	85	A13 (M)	H
36	DO0 (M)/ED0 (M/S)	H	86	A14 (M)	H
37	A10 (M)	H	87	A11 (M)	H
38	DO4 (M)/ED4 (M/S)	H	88	DO2 (M)/ED2 (M/S)	H
39	DO5 (M)/ED5 (M/S)	H	89	DO3 (M)/ED3 (M/S)	H
40	DO6 (M)/ED6 (M/S)	H	90	DO7 (M)/ED7 (M/S)	H
41	DI2 (S)/OD2 (M/S)	H	91	DI4 (S)/OD4 (M/S)	H
42	DI3 (S)/OD3 (M/S)	H	92	DI5 (S)/OD5 (M/S)	H
43	DI7 (S)/OD7 (M/S)	H	93	DI6 (S)/OD6 (M/S)	H
44	sM1 (M)	H	94	DI1 (S)/OD1 (M/S)	H
45	sOUT (M)	H	95	DIO (S)/OD1 (M/S)	H
46	sINP (M)	H	96	sINTA (M)	H
47	sMEMR (M)	H	97	sWO* (M)	L
48	sHLTA (M)	H	98	ERROR* (S)	L
49	CLOCK (B)		99	POC* (B)	L
50	0 volts		100	0 volts	

an S-100 standards proposal by Ithaca Audio. After 4¹/₂ years of meetings, arguments, and minor hassles, the IEEE finally gave it its blessing and the IEEE-696 (S-100) bus standard was born.

The major changes included 16-bit devices on the bus (the original S-100 was designed to accommodate the 8-bit 8080) and clearing up any ambiguities still attached to the S-100 after it was

TURN YOUR COMPUTER INTO A FULL-BLOODED WORD PROCESSOR.



VIC 20™ and Commodore 64™ users, something very clever is lying in wait for you. It's called Quick Brown Fox.™

Quite simply, Quick Brown Fox is the quickest, easiest to learn, user-friendliest—and most versatile—word processing software running.

Take a look at some of these crafty features. You get full editing, even on standard displays. (The Fox supports most 80-column boards too.) You get automatic reformatting of edited text, not the tedious paragraph-by-paragraph runaround. There's more. You get single-key operation, text moving, boilerplating, tab and margin settings, right justification, proportional spacing. You get intelligent software that uses less computer memory. (That's how come it even works with an off-the-shelf VIC 20.) You also get compatibility with a wide range of printers—plus plenty more.

And you get it all for only \$65. Doesn't that make you want to trot through your texts with a Quick Brown Fox?

QUICK BROWN FOX™

Call or write for more details:

548 Broadway, New York, NY 10012 (212) 925-8290

Dealer Inquiries Invited



© 1983 Quick Brown Fox

May 1983

CIRCLE NO. 15 ON FREE INFORMATION CARD

17

used as a sort of standard for the preceding years.

Although the original S-100 "standard" gave some thought to 16-bit CPUs (and, in fact, called the data lines DATA 0 -DATA 16) a problem was created because some 16-bit microprocessor manufacturers wanted to transfer the high byte on the lower half of the data bus, while others wanted to do just the opposite.

The IEEE-696 solved this by considering the data bits as two bytes—one odd and the other even. These are now called OD7-0 (OD for Odd Data) and ED7-0 (Even Data), thus replacing the older designations. The "rule" is: byte data written or read with A0 = 1 appears on the OD7-0 lines during a 16-bit transfer, while byte data written or read with A0 = 0 appears on the ED7-0 lines during a 16-bit transfer. All you have to remember is that any address where A0 = 1 is odd, and any address where A0 = 0 is even.

Generally, 16-bit processors do not produce address line A0. This is because these processors have a basic data path of two bytes. If 0 is the lowest address, then the next word address must be 2, the next 4, etc. Since only odd addresses could use A0 explicitly, it can be eliminated. The fact the address line is missing does little harm since all processors capable of byte addressing provide some means of generating a "fake" address, A0. For example, the MC68000 uses its UDS and LDS lines for this operation. Address A0 is user definable as even or odd for maximum flexibility to allow older "S-100" I/O and memory boards to work.

The PHANTOM line (pin 67) is used to remove a slave from the system address space, and is considered part of the address bus. This signal allows "shadow" ROM to exist and overlay a portion of memory. When the PHANTOM operates (strikes?) the shadow ROM "disappears" from the system. This allows a bootstrap ROM on power up to disappear when the system is running.

The IEEE-696 data bus includes the original S-100 data in/out unidirectional 8-bit data buses, but allows them to be combined into a single bidirectional 16-bit bus.

One other change was the re-naming of DMA (Direct Memory Access) to TMA (Temporary Master Access). When a temporary master is accessing the bus, it may execute either a memory or an I/O cycle. The term DMA implies a memory access only, while the term

TMA does not imply any particular cycle, thus more realistically describing this signal.

Two new terms have been added to the S-100 bus. These are NDEF for "Not Defined" (the manufacturer must specify any use in detail), which appear at pins 21, 65, and 66; and RFU for "Reserved for Future Use" that appears at pins 27, 28, 69, and 71.

The IEEE-696 bus is organized into eight sets of signal lines, one set of power lines, and is shown in the accompanying Table.

The signal lines are formed from 16 lines that make up the data bus, 16, or 24 lines forming the address bus, eight lines in the status bus, five in the control output bus, six for the control input bus, eight for TMA, eight for vectored interrupt, 16 utility signals, and nine for the power bus.

The mnemonics for status lines are preceded by a lower-case "s," while the mnemonics for the control output lines are preceded by a lower-case "p." The suffix asterisk "*" expresses the relationship between the truth state and the electrical state. That is, the variable so indicated is true when its bus line is low. (Note that the vinculum—a bar over a name indicating active low—is not used.) The M or S refer to Master or Slave operation.

Other Standards. There are several other places where standards are needed. In a classical example of serendipity, the lack of standards in the printer industry produced the parallel printer port we call "Centronics." It looks like we lucked into a good thing here. Since it is so widely accepted, why is it not a standard?

Now let us take a look at the pin designations on a typical DB-25 connector. Why do some companies put "private" signals on this connector? Should we not conceive a DB-25 connector standard before the European community takes over with their DIN plugs? Take a close look at many new systems for the appearance of this round connector.

Let us look at floppy disks. Once you leave the security of the IBM format for 8" drives, you are in a wilderness. In the 8" disk business alone, there are five different sizes and 21 different interfaces. Some diskettes differ not only in their overall diameter, but also in the size of their center holes. The 5¼" diskette is burdened with hard and soft sectoring, with the latter offering the choice of 10 or 16 holes (even this is not true since there is an extra index hole). In fact, just buying a package of 5¼" diskettes can be exciting, especially if you have to make a long trip back to the dealer.

Also, I don't think many of us really know if there is a standard for single/double/quad-density diskettes without even worrying about single- or double-sided. I am afraid to ask.

Another place where a problem has loomed is in terminals. Why is it when we change terminals from, say, a DEC or Health/Zenith to, for example, a Hazeltine-1500 (Hazeltine has announced it is going out of the terminal business by the way), the software won't work properly? Is this because the bulk of software is written not only for a particular operating system and computer, but also for a particular terminal? There is a standard for terminals (ANSI 3.64), so why do we have a battle between those using this standard and those that abide with ASCII?

Software has "standards" problems, too. For instance, how many BASICs do you know of that can actually communicate with another BASIC? How many books have been written explaining how each version of BASIC works? And why do we have to have BASIC-to-BASIC translation manuals?

Even our schematics need clarification. Back in 1973 (remember that microcomputers didn't come along until 1975), there was ANSI Standard Y32.14 that spelled out how logic symbols should be used. But, outside of HP and TI, who else uses or has even heard of this standard? If it exists, and it is a standard, then why don't we use it?

However, there are some gleams of light down the tunnel. Seagate Technology (it pioneered the 5¼" hard disk) very quickly established a de-facto standard for this storage approach. The Network Users Association is pushing for standards to make sure that equipment from different manufacturers interface properly over a communications link. The IEEE is currently working toward creation of guidelines for software standards, while half-inch tape systems are the bailiwick of the California Tape Standards Association.

I've posed a number of questions here. Calling several industry people looking for some answers or even good suggestions, I gleaned very little in the way of answers. Most responses were similar: "We've always done it that way with no complaints." "Our customers are happy so why should we change?" "Ask our competition why they do it their way." And so it went.

The importance of standards cannot be underestimated. They make possible easy implementation, which results in faster growth and lower costs. For its own good, therefore, the microcomputer industry should develop as many as possible with dispatch. ◇

STAN VEIT ON COMPUTER SOFTWARE



The Battle of the Disk Operating Systems

PART of the 16-bit war now raging between the Intel 8086/8088 family and the Motorola 68000 family is the Battle of The Disk Operating Systems. The principal contenders in this battle are Unix (product of AT&T) and its licensees and Digital Research Inc. (owners of CP/M.) Also in contention are such operating systems as the UCSD P-system, Oasis, TSC's Uniflex, Cromix 68000, OS-16, Alpha Micro's AMOS, ISIS-II, VersaDOS, Idris, and some others that are essentially one-computer operating systems from Apple and other manufacturers.

The order of battle shifts as companies hedge their entries and try to guess which side will win the war. At this time the lineup is as follows.

For Motorola M68000:

VersaDOS—Motorola

Unix—AT&T and its licensees

CP/M-68000—Digital Research Inc.

AMOS 68000—Alpha Micro

Chromix 68000—Cromenco

Uniflex 68—TSC

Idris—Whitesmiths

UCSD P-system—Softtech

Microsystems (licensee of Regents of UCSD)

Oasis—Phase One Systems

Xenix—Microsoft

For Intel 8086/8088 iAPX-86:

MS DOS (PC-DOS)—Microsoft

CP/M-86—Digital Research Inc.

MP/M-86—Digital Research Inc.

UCSD P-system—Softtech

Microsystems (licensee of Regents of UCSD.)

Oasis-16—Phase One Systems

There are also operating systems for other 16-bit CPUs, such as the Z8000, the DEC LS111, the National 16032 and the Data General MicroNova. However, these are not in universal contention

for the role of leading DOS.

From time to time I'll be writing about one or the other of the operating systems and its supporting application software. This month I'm focusing on a system that has become the object of a cult among those in the know—the Alpha Micro's 68000-based AM1000.

Alpha Micro Systems developed one of the first 16-bit, multi-user, multi-tasking systems. It was the very first one to run on the S-100 bus. It used the WD 16-Chip Set from Western Digital and was known as the AM-100 Computer System. What made the AM-100 multi-user, time-sharing system such a success was the AMOS operating system and Alpha BASIC.

This system—developed in 1976 by Dick Wilcox, one of the founders of Alpha Micro—was modeled after DEC software, but ran on the S-100 bus and supported multi-users on a time-shared basis. It never became as popular as CP/M, but it did attract a large following of devoted users and the support of considerable applications software.

As single-chip 16-bit CPUs were developed such as the 8086(8088), M68000, and Z8000, the people at Alpha Micro Systems realized that the slower multi-chip WD-16 Chip Set was outmoded by the new generation of CPUs. In order to compete, they developed a new system based upon the M68000. There are two versions of this system: the AM-100L, which is a 68000-based system in the S-100 Bus, and the AM-1000, an M68000 single-board computer with 128K of RAM (expandable to 265K) and several I/O ports. This computer comes in several versions, which include a 10-megabyte (or larger) Winchester hard disk. The system has both floppy disk and video cassette back-up support.

The AMOS multi-user, multi-tasking, time-sharing system and the excellent Alpha BASIC have been adapted for the M68000. Many who have used this system say that it is superior to either Unix or Concurrent CP/M-86 for multi-user, multi-tasking 16-bit systems. Reportedly, Alpha Micro Inc. of Irvine, CA is quietly selling 300 AM-1000 Systems per month at \$7800 (retail) and up.

The Alpha BASIC is included, as is View (Word Processing and Formatter), Macro Assembler and Linker, and Debug. Pascal is also available from Alpha Micro and C; Cobol and two kinds of FORTRAN can be purchased from other vendors.

Third-party application software

support for the Alpha Micro AM-1000, 68000 System exceeds that for any other 68000 system. Dravac Ltd has adapted its ANDI Data Base Version #1L for the M68000 and also its TSASS (Time Shared Accounting Security System). Alpha Micro has made the famous MCBA Business Software available for its equipment, and there is also the QikCalc, QikFile and QikStat software from Pony Express Software. Softworks Inc. is providing its C language and FORTRAN for the AM-1000. As frosting on the cake, there is a very active User's Group called AMUS, which maintains an extensive public domain software library and a newsletter to keep users up to date on new software.


In all, the Alpha Micro AMOS system is the best-supported M68000 system now in use. Though it is certain that other systems will catch up and perhaps surpass it because it only operates on one computer, right now Alpha Micro is No. 1 in M68000 software.

Xenix on Mod 16. Radio Shack has implemented Xenix on the Model 16, M68000 system with 256K of memory and a hard disk. The system will support up to three users simultaneously. I saw the system running and was very impressed. It provides application support in the form of interactive accounting software and the Multiplan spreadsheet from Microsoft. The Xenix is a Unix operating system licensed from AT&T and its implementation on the Model 16 multiuser system makes Radio Shack one of the first microcomputer manufacturers to implement a full Xenix system on a micro.

In looking at the Shell (the part of the Unix system that interacts with the user), I saw that Radio Shack has taken great pains to make this new system look like the TRSDOS that is familiar to Radio Shack users. While this may not make for the most efficient Shell, it makes the system more "user friendly" and compatible with the way people have been used to seeing things. To my mind, the only way the Unix systems will appeal to most people is by using simple, clear Shells that don't require users to learn unfamiliar commands and expressions.

So far, only multiuser Xenix has been introduced. Single-user Xenix will come later as well as a Xenix development system featuring a C compiler and a version of Microsoft BASIC for the 68000 CPU. The BASIC will become the standard on the Model 16 when using the 68000 processor. ◇

SANSUI MODEL Z-5000 FM/AM Stereo 70-W/Ch RECEIVER



THE Sansui Z-5000 AM/FM stereo receiver features a digital synthesis tuner and a built-in clock that can be programmed to switch the receiver on and off up to three predetermined times during the day. Its power amplifier uses Sansui's "Super-Feedforward" circuitry, a combination of negative feedback and feedforward techniques claimed to reduce distortion without the disadvantages of large amounts of overall negative feedback. The amplifier is rated to deliver 70 watts per channel to 8-ohm loads from 20 to 20,000 Hz with no more than 0.007% total harmonic distortion.

A sealed "heat pipe" conduction/convection cooling system removes heat efficiently from the output transistors without bulky and heavy external heat sinks. This contributes to making the Z-5000 unusually compact and light for a receiver of its power ratings. The receiver, with a satin-finish, silver-colored front panel, measures 17" W × 5¹/₄" H × 14³/₁₆" D. Weight is 19 lb. Suggested retail price is \$500.

General Description. The dominant feature of the front panel is a system sta-

tus display containing a bright blue digital frequency/time readout, a five-light LED signal strength display, tuning lock and FM stereo indicators, and a numerical readout for the preset station selector (showing which of the 8 preset channels is being received).

On each side of the status panel are three clear plastic "keys," resembling the "piano key" operating controls used on some cassette decks. They operate with a very light touch and short movement, and exercise control through relays. Five of them are input-source selectors that also switch on the receiver. A red light next to each switch shows that it has been pressed. The sixth key (Stand-By) turns off the receiver, and the digital display then becomes a 24-hour clock readout. The volume control is a vertical slider, and knobs control tone and balance. The other basic receiver functions are performed with small pushbuttons.

Other buttons recall the clock display for a few seconds without interrupting the program, and ready the memory circuits for storing a tuner frequency. A group of 10 larger square buttons at the right of the panel are used to store and

recall the 8 station memories (each can serve for both an FM and an AM frequency), and for setting the clock and timer. A switch below them controls the clock/timer operation, which can be set to turn the receiver on (and off) for up to three different programs. One is a one-time setting; the others repeat automatically every day if not shut off. The programmer also selects any of the program sources, and any of the preset channels if a tuner input is used, as well as controlling the receiver's three switched ac outlets.

Laboratory Measurements. Preconditioning the Sansui Z-5000 for one hour at one-third rated power caused the top of the cabinet, over the cooling fins, to become very hot. However, it never reached the point of thermal shutdown and did not become more than comfortably warm during later listening tests.

The output waveform clipped at 80 W per channel with both channels driving 8-ohm loads at 1000 Hz. The 4-ohm output was 54 W, but the receiver's current-limiting system kept the 2-ohm output to only 26 W. Using the Dynam-

...SANSUI

ic Power test signal, a 20-millisecond tone burst of 1000 Hz occurring twice per second, maximum output into 2 and 4 ohms was about the same as the continuous values, but the 8-ohm Dynamic Output increased to 90.4 W. The receiver's Clipping Headroom and Dynamic Headroom measurements (8 ohms) were 0.58 and 1.29 dB, respectively.

The 1000-Hz harmonic distortion was somewhat larger than the rated value at most power outputs, reducing from about 0.05% at 1 W to 0.009% at 30 W and 0.0074% at the rated 70 W. The distortion was slightly higher with the lower load impedances (for which the receiver is not rated). With 4-ohm loads, distortion was about 0.015 to 0.05% at most usable power levels, and with 2 ohms it was in the range of 0.03 to 0.05%. Obviously, although the receiver did not fully equal its distortion ratings, its distortion is entirely negligible and inaudible.


At the rated output into 8-ohm loads, distortion was between 0.007% and 0.016% from 20 to 20,000 Hz, and only slightly higher at reduced power outputs. A spectrum analysis of the output with the two-tone (18 and 19 kHz) input signal of the IHF-IM distortion test showed third-order products at 17 and 20 kHz to be about 83 dB below rated output. The second-order (difference tone) distortion at 1000 Hz was -84 dB.

The amplifier was stable when driving reactive loads at high and low frequencies, and its Slew Factor was 11.5. (The internal protective relay disconnected outputs when we drove the Z-5000 with a full power input signal at 230 kHz.) At maximum volume setting, 17 mV at the AUX inputs drove the amplifier to a 1-W reference output, and the PHONO and MIC inputs required 0.27 mV and 20 μ V, respectively. The A-weighted noise levels for these three inputs (referred to 1 W) were, respectively, -76.6 dB, -74.7 dB, and -61 dB. The phono preamplifier input overloaded at 74 to 80 mV for frequencies from 20 to 20,000 Hz.

Although these are not truly superlative figures, there is little likelihood of the preamplifier being driven to distortion by any combination of record and cartridge. The phono input impedance was 50 kilohms in parallel with 225 picofarads, a moderately high capacitance that is nevertheless compatible with most cartridge requirements.

Tone controls of the Z-5000 had conventional properties, with the bass turn-over frequency varying between approximately 100 and 400 Hz as the

A COMPLETE SOFTWARE GUIDE ...FREE?



A Discount Software Buyer's Guide, crammed with useful facts, can be yours for only \$5.00. But you get every penny back when you order your next low-priced program from Discount Software!

Mail the coupon and you'll discover descriptions, features, system requirements, and solid advice on scores and scores of programs. Look at all you get:

1. Step-by-step guide to software shopping.
2. Hardware buyer's guide.
3. System requirements for each package.
4. Glossary of software categories.
5. Directories of software for CP/M, Apple, and 16-bit machines.
6. Thorough product descriptions.
7. Selection of games.
8. Fast-find table of contents and index.

Send for your guide today. Only \$5.00 now, it might well turn out to be free.

\$5.00 REBATE OFFER

Yes—rush me the useful **Discount Software Buyer's Guide**. My enclosed \$5 check is made out to "Discount Software." I understand that this sum will be rebated to me when I make my next purchase.

Name _____ (Please print.)

Company _____

Address _____

City _____ State _____ Zip _____

Mail \$5 check to: Discount Software, 6520 Selma Ave.,
Los Angeles, CA 90028

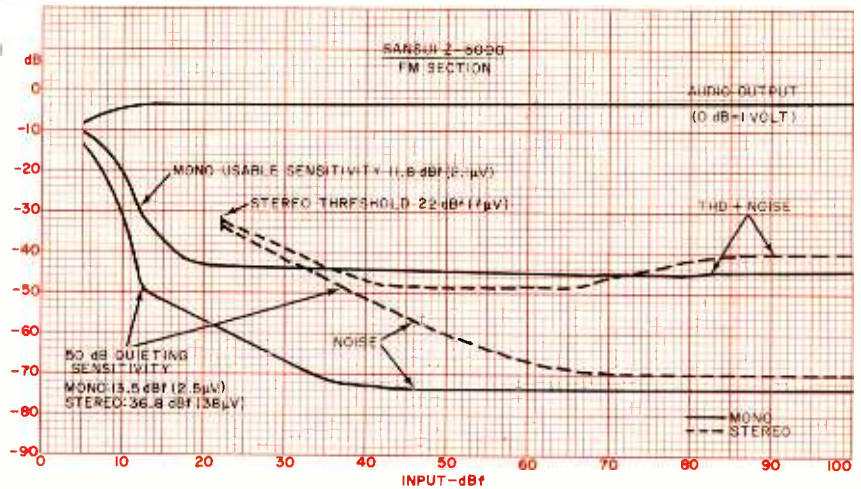
CE583

DISCOUNT SOFTWARE

control was varied, and the family of treble curves being hinged at about 1500 Hz. The treble response was somewhat unusual in peaking at about 6000 Hz for both boost and cut, so that the effect on the response at 20,000 Hz was about the same as at 2000 Hz. The audio filters had gradual (6 dB per octave) slopes, with -3-dB frequencies of 50 and 6000 Hz. Loudness compensation was fairly typical in boosting both low and high frequencies as the volume was reduced, but departed from usual practice in having even more boost at the high end than in the bass.

The RIAA phono equalization was very accurate, within 0.5 dB overall from 20 to 20,000 Hz, and it was unaffected by cartridge inductance. We discovered a strange effect when measuring phono response (which we normally do at the tape recording outputs of an amplifier). The response was attenuated extremely sharply above 17,000 Hz, dropping at least 15 dB by 20,000 Hz. This effect did not occur at the speaker outputs, nor did it show up when any of the other program sources was measured at the tape output jacks. Nothing in the instruction manual refers to this characteristic, which will probably never be heard by most listeners because of its frequency range. The microphone input frequency response was essentially flat from 1000 to 5000 Hz, falling to -6 dB at 150 and 17,000 Hz.

The FM tuner of the Sansui Z-5000 had an IHF Usable Sensitivity (mono) of 11.8 dBf, or 2.1 μV . The muting and stereo threshold was 22 dBf (7 μV), and the respective 50-dB Quieting Sensitivities for mono and stereo were 13.5 dBf (2.5 μV) and 36.8 dBf (38 μV). At 65 dBf (1000 μV) the distortion was 0.45% in mono and 0.34% in stereo, and the



Noise and harmonic distortion for mono and stereo of FM section.

respective noise levels were -75 and -70.5 dB. Since the tuner of the Z-5000 is synthesized, and its LOCKED light comes on only when the signal is at the exact tuning point of the receiver, we made all our measurements with the light on. A slight detuning cut the distortion—largely second harmonic—in half, but that option is not available to the user.

The tuner frequency response was flat within ± 1.5 dB from 30 to 15,000 Hz. The FM stereo channel separation was unusually uniform, measuring 30 ± 1.5 dB from 30 to 7000 Hz, and still 26 dB at 15,000 Hz. Although this is not a particularly large separation, it is at least as much as the broadcast program is likely to contain. It is arguable that an acceptable and constant channel separation across the audio range is preferable to one that is very great in a narrow range of frequencies, but deteriorates to much smaller values elsewhere.

The FM capture ratio was 1.76 dB at 45 dBf (100 μV) input, and the AM rejection was 51 dB. Image rejection was only 40 dB. This is a rather low figure, but probably adequate for anyone who does not live along a flight path to and

from a major airport. Alternate channel selectivity was a good 70 dB, and adjacent channel selectivity was 7.3 dB. The 19-kHz pilot carrier leakage into the audio was -37 dB, an excessive level for cassette recording with Dolby noise reduction unless the recorder has an MPX filter in its input (most do). The tuner power-line hum was -68.5 dB. The AM tuner frequency response was down 6 dB at 30 and 2800 Hz.

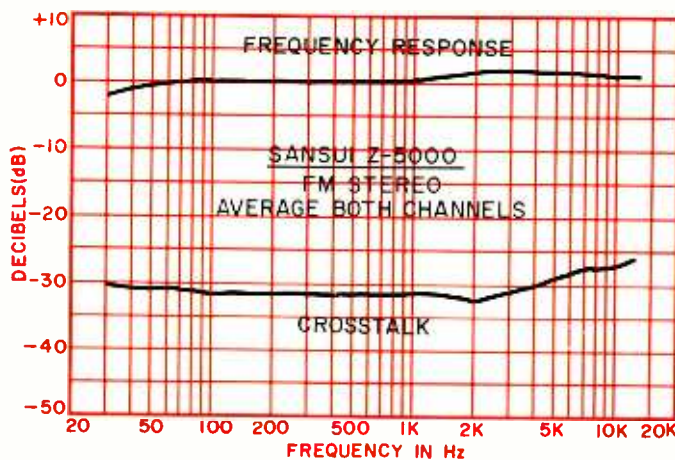
The tuner signal strength indicator lights came on at such close intervals that they were completely useless for their intended function. The first light came on at 6.7 μV , and the second at 7 μV ! Even the fifth (and highest) light came on at only 27 μV . In other words, every signal capable of being heard reasonably well will light all the LEDs.

User Comment. The Sansui Z-5000 aroused a very mixed reaction in us. It is refreshingly different in styling from previous receivers seen, from Sansui or any other manufacturer. It is easy to use, highly functional, and sounds fine. The timer-controlled switching system was very simple to set up, and worked flawlessly. In fact, if our judgment of the receiver were to be based only on subjective use tests, it would earn very high marks in every respect, though it failed to meet some of its detailed performance specifications. However, we cannot fault the unit for not meeting some of our own performance criteria (such as an ability to drive low load impedances to a reasonable power output) since no such claims are made for it.

In sum, the Sansui Z-5000 is a receiver that we (and most people) would likely enjoy for its many positive qualities. If our expectations had not been raised by its impressive specifications, we would have been willing to accept some shortcomings without question in this very handsome and utilitarian package.

—Julian D. Hirsch

CIRCLE NO. 101 ON FREE INFORMATION CARD



Frequency response and crosstalk, average of both channels.

COMPONENT COLOR TV FROM SEARS, ROEBUCK and Co.

THE Sears entry into the growing list of component TV systems consists of a 19" monitor, two speakers, and a 105-channel tuner with IR remote control, called System 1. In comparing the features and performance of the Sears Model 564.42810250 monitor and Model 564.42840250 tuner with the Sony and Teknika systems evaluated in earlier issues, we found a great deal of similarity as well as a number of significant differences. Sears offers the entire system, including two speakers, for a suggested retail price of \$999.95, as compared to \$1450 for an equivalent Sony and \$1200 for the Teknika system. The Sony and Teknika systems have a number of equipment and performance features not available in the Sears equipment; but when these features are not important, the lower price is certainly an important factor.

Sears offers its components only as a complete package. If you already own a VCR and want to use the VCR's tuner for TV reception, or if you want to add a color TV display to your home computer, you really only need a monitor. Sears, however, apparently intends its component TV system to be used only as the center of a complete entertainment system. This is confirmed by the fact that the TV monitor has only one video/audio set of input terminals and no video output. The tuner, however, contains a set of TV OUTPUT jacks for video and TV audio, a set of MONITOR OUTPUT jacks for video, two (left/right) AUDIO OUTPUTS, and three sets of AUDIO/VIDEO input jacks, each including two audio inputs. A single, 4-ft cable is provided for connecting the tuner to the monitor. These features favor an arrangement in which the tuner and the monitor are located near each other, as indicated in the photo, which also shows an optional (\$69.95) stand.

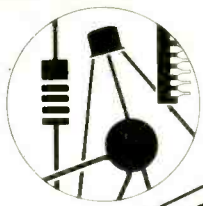
General Description. The tuner front panel contains four program source selection keys, with a green LED above each, for either TV, A/V I, (Audio/Video), A/V II or A/V III, UP/DOWN channel scanning keys, volume UP/DOWN keys, and a power key. All pushbuttons or keys on the Sears system

are feather-touch types. A phone jack, IR sensor, and channel number display are also on the front panel. Under a separate compartment door are keys to select mono or stereo on each of the three A/V inputs, a key to select TV or cable, two keys for fine tuning the vhf/uhf tuner (UP/DOWN), and a key to activate the Sears pseudo-stereo sound expander circuit for TV audio. In addition, there are potentiometer controls for bass, treble, balance, and headphone jack output level. At the rear of the tuner are a total of 14 RCA-type jacks for all of the video and audio inputs and outputs, the 300-ohm vhf and uhf antenna terminals, and a coaxial connector for 75-ohm input. There is also an ac outlet controlled by the tuner power switch and one that is not controlled. All of these features fit into a compact 3½"H × 17½"W × 13¾"D cabinet that weighs 12 lb.

Like most recent electronic tuning systems, the Sears tuner uses a micro-processor IC to handle remote-control commands and the frequency-synthesizer-controlled tuner. In addition to the 82 vhf/uhf channels, the tuner also covers 23 cable channels which are converted into uhf channels 14 through 36 when the TV/CABLE control on the front panel is set for CABLE giving it 105-channel capability. A dot at the upper-right corner of the channel display indicates to the viewer that he is now on cable. Sears provides a conversion table that the viewer is advised to stick to the back of the hand-held remote control.

The vhf/uhf tuner is varactor tuned and includes a uhf r-f amplifier stage for low-noise uhf reception. As in most good-quality TV systems, there is a SAW filter, followed by the i-f IC which also contains the noise limiting,


























18 years experience


The ELECTRONICS BOOK CLUB

Hundreds of time- and money-saving ideas for hobbyists, experimenters and technicians!

Select 5 fact-filled volumes for only \$295 (total value up to \$99.75)

 1536 List \$13.95	 1277 List \$19.95	 1160 List \$13.95	 1195 List \$13.95	 1406 List \$17.95	 1436 List \$16.95	 1245 List \$15.95 (paper)	 1108 List \$14.95
 1465 List \$15.95	 1332 List \$16.95	 1330 List \$16.95	 1300 List \$18.95 (paper)	 1211 List \$14.95	 338 List \$14.95	 1199 List \$18.95	 1128 List \$11.95
 1486 List \$17.95	 1506 List \$12.95	 1288 List \$14.95	 1438 List \$18.95	 1451 List \$18.95	 1396 List \$13.95	 1485 List \$21.95	 1383 List \$18.95

 474 List \$15.95	 1276 List \$15.95	 1435 List \$15.95
--	--	--

 1496 List \$17.95	 1306 List \$19.95	 1183 List \$14.95
--	---	---

7 very good reasons to try Electronics Book Club

Blue Ridge Summit, PA 17214

- **Reduced Member Prices.** Save 20% to 75% on books sure to increase your know-how
- **Satisfaction Guaranteed.** All books returnable within 10 days without obligation
- **Club News Bulletins.** All about current selections—mains, alternates, extras—plus bonus offers. Comes 13 times a year with dozens of up-to-the-minute titles you can pick from
- **"Automatic Order."** Do nothing, and the Main selection will be shipped automatically! But... if you want an Alternate Selection—or no books at all—we'll follow the instructions you give on the reply form provided with every News Bulletin
- **Continuing Benefits.** Get a Dividend Certificate with every book purchased after fulfilling membership obligation, and qualify for discounts on many other volumes
- **Bonus Specials.** Take advantage of sales, events, and added-value promotions
- **Exceptional Quality.** All books are first-rate publisher's editions, filled with useful, up-to-the-minute information



ELECTRONICS BOOK CLUB

Blue Ridge Summit, PA 17214

Please accept my membership in Electronics Book Club and send the 5 volumes circled below, billing me \$2.95 plus shipping and handling charges. If not satisfied, I may return the books within ten days without obligation and have my membership cancelled. I agree to purchase 4 or more books at reduced Club prices (plus shipping/handling) during the next 12 months, and may resign any time thereafter.

338 1108 1128 1160 1183 1195 1199 1211
1245 1276 1277 1288 1300 1306 1330
1332 1383 1396 1406 1435 1436 1438 1451
1465 1474 1485 1486 1496 1506 1536

Name _____ Phone _____

Address _____

City _____

State _____ Zip _____

Valid for new members only. (Orders outside U.S. or Canada must be prepaid in International Money Orders in U.S. dollars. Canada must remit in U.S. dollars.) This order subject to acceptance by Electronics Book Club. PE-583

...SEARS TV

a pc board at the CRT socket, the flyback and the high-voltage section are also very similar to previously described circuits.

Separate audio amplifiers, with a maximum output of five watts each, are located on the audio pc board. The volume control on the monitor is separate from the volume control system in the tuner, and it is possible to set either to maximum and the other to minimum. (There is a note in the monitor's operator's instructions to leave the volume control at maximum when the tuner is used, but how often do we read the instructions?)

Each of the two speaker assemblies included in the system contains 2 speakers: one 3 $\frac{5}{8}$ " in diameter; the other 1 $\frac{1}{2}$ " in diameter. The enclosures are magnetically shielded.

Laboratory Measurements. Clearly, the Sears tuner will perform well even in deep fringe areas since it has excellent sensitivity and noise characteristics, as indicated in the table of test results. In this respect the Sears tuner is definitely the equivalent of the Sony Profeel system and other high-performance TV receivers.

The video (luminance) bandwidth measurements show some 100-kHz loss when the signal passes through the tuner. This is apparent from the scope picture in Fig. 1, which shows the color-bar signal at the input and output of the tun-

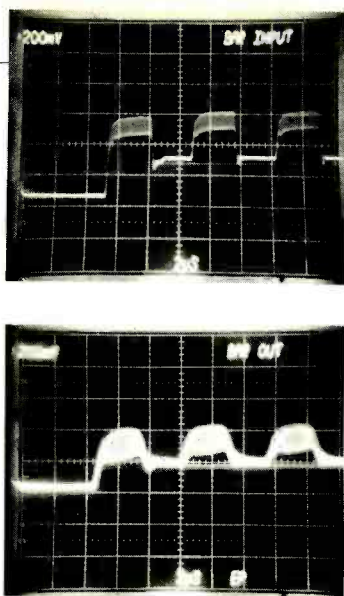


Fig. 1. Scope photos of tuner input (top) and output.

er. Its 3.8-MHz video bandwidth is very respectable.

When a frequency synthesizer is used in the tuner, the r-f oscillator stability is excellent. The Sears tuner is no exception. The agc dynamic range is typical for high-performance sets, as is the dc restoration. Horizontal and vertical linearity were perfect except for a slight expansion at the very top of the screen; this was invisible on a picture, but could be measured with a grid pattern. Convergence, however, was off at the upper right and lower left of the screen, but this could not be seen on a color picture. The remaining measurements are all equivalent to the other component TV systems we have seen.

TEST MEASUREMENTS

SEARS MODEL 564 MONITOR AND TUNER

Parameter	Measurement
Sensitivity, vhf (Ch. 3):	-57 dBm
Sensitivity, uhf (Ch. 20):	-55 dBm
Noise figure, vhf (Ch. 3):	7 dB
Noise figure, uhf (Ch. 20):	11 dB
Video bandwidth to CRT (-6 dB)	3.80 MHz
R-f osc. stability (Ch 3):	3.90 MHz (monitor only)
(105 to 130 V ac, 2 hr.) (Ch.20)	0.05 MHz
Agc dynamic range:	0.05 MHz
Dc restoration:	65 dB
Horizontal linearity:	100%
Vertical linearity:	100% left, 100% right
Convergence:	95% top, 100% bottom
Audio frequency response:	90% at worst area
Speaker impedance:	(upper right & lower left)
Dc regulation, B+:	100 to 16,000 Hz
(105 to 130 V ac)	8 ohms
High-voltage regulation:	95%
(105 to 130 V ac)	95%
Power ratings:	18 W, tuner
	60 W, monitor

User Comments. The Sears System 1 performs very well, but some important features found in other systems are lacking. For one, there is no video/audio output jack on the monitor and only a single such output on the tuner in addition to the TV video/audio output. Therefore, when the tuner is connected to the monitor only one other accessory, such as a VCR or a second monitor, can be connected. Another feature found in comparable systems is a fully automatic vertical sync, while the Sears monitor requires manual vertical-hold adjustment. Also, there is no provision in the Sears monitor to accept nonstandard horizontal and vertical sync, which can come from some TV games and personal computers. While the fine-tuning control on the tuner can accommodate TV channel signals from such inaccurate sources as TV games or personal computers, the use of an up-and-down key requires some skill and judgment. In such a case, a manual fine-tuning control might be preferable.

The timer feature provided through the remote control is limited to 30, 60 or 90 minutes, which is not very handy if you know that a program has 45 minutes to run and you want to time the set to turn off when the program is over.

The Sears tuner does not include a programming feature to limit scanning only to desired channels. Its scanning feature will step through unused channels one-at-a-time and stop at the next channel that can be received, even if it is a scrambled pay-TV channel or if reception is poor. In this respect the tuner and its remote control is more limited than any of the other systems reviewed.

On the positive side we found the Sears to be a well-performing, high-quality set. In combination with the sound expander circuit and the bass and treble controls located in the tuner, we were able to obtain TV audio that sounded definitely superior to the audio normally available on a TV receiver (though no actual measurements were made on the speakers).

A comparison of picture quality with a studio-type monitor proved the Sears monitor to be excellent in terms of color fidelity. Colors of studio test pictures were accurate and landscapes also were reproduced in very natural colors. Our group of studio technicians rated the Sears color quality equivalent to that of the Sony Profeel and the RCA model VGM 2023S, the best they had seen in consumer video monitors. The price of \$999.95 also makes the Sears component TV system very attractive, especially if TV reception is the buyer's primary interest. —Walter H. Buchsbaum

CIRCLE NO. 102 ON FREE INFORMATION CARD

"I built this 16-bit computer and saved money. Learned a lot, too."

Save now by building the Heathkit H-100 yourself. Save later because your computer investment won't become obsolete for many years to come.

Save by building it yourself. You can save hundreds of dollars over assembled prices when you choose the new H-100 16-Bit/8-Bit Computer Kit – money you can use to buy the peripherals and software of your choice.

H-100 SERIES COMPUTER SPECIFICATIONS:

USER MEMORY:
128K-768K bytes*

MICROPROCESSORS:
16-bit: 8088
8-bit: 8085

DISK STORAGE:
Built-in standard
5.25" disk drive,
320K bytes/disk

KEYBOARD:
Typewriter-style,
108 keys, 13
function keys
18-key numeric pad

GRAPHICS:
Always in graphics mode.
640h/225v resolution;
up to eight colors
are available**


COMMUNICATIONS:
Two RS-232C Serial
Interface Ports and
one parallel port

*128K bytes standard.
**Optional.

DIAGNOSTICS:
Memory self-test
on power-up

AVAILABLE SOFTWARE:
Z-DOS (MS-DOS)
CP/M-85

Z-BASIC Language
Microsoft BASIC
Multiplan
SuperCalc
WordStar
MailMerge
Data Base
Manager
Most
standard
8-bit CP/M
Software



The H-100 is easy to build – the step-by-step Heathkit manual shows you how. And every step of the way, you have our pledge – "We won't let you fail." Help is as close as your phone, or the nearest Heathkit Electronic Center.†

And what better way to learn state-of-the-art computing techniques than to build the world's only 16-bit/8-bit computer kit? To run today's higher-speed, higher-performance 16-bit software, you need an H-100. It makes a big difference by processing more data faster.

Dual microprocessors for power and compatibility. The H-100 handles both high-performance 16-bit software and most current Heath/Zenith 8-bit software.

Want room to grow? The H-100's standard 128K byte Random Access Memory complement can be expanded to 768K bytes – compared to a 64K standard for many desktop computers.

And the industry-standard S-100 card slots support memory expansion and additional peripheral devices, increasing future upgradability of the H-100.

High-capacity disk storage, too. The H-100's 5.25" floppy disk drive can store 320K bytes on a single disk. The computer also supports an optional second 5.25" and external 8" floppy disk drives. And an optional internal Winchester disk drive will be available soon.

For more information, circle the reader service number below. Better yet, visit your Heathkit Electronic Center for a demonstration!

The H-100 gives me the most for my computer dollar!

Heathkit
Heath
Company

Hands-on Reviews of the Latest Computer Game Software

MOONBASE IO

Diskette and cassette tape for Atari
400/800/1200

Program Design, Inc., 11 Idar Ct.,
Greenwich, CT 06830,
203-661-8799. \$29.95.

Graphics ★★★

Gameplay ★★★

Sustained Interest ★★★

Type: Joystick action game.

Memory Required: 16K for cassette
or 32K for diskette

This game has several unusual features. True, it's a joystick action type of game, but the background scenario is complex and is prepared with a companion audio cassette that contains an excellent soundtrack played through a TV set's speaker. The cassette also con-



tains a control track that starts and stops the program sequences in the diskette program.

The premise of the piece is that Earth has artificial satellite stations circling three of Jupiter's moons—Io, Gany-mede and Europa. There are evil alien invaders (naturally), who are trying to wrest control of these bases away from us lowly and impotent Earthlings.

First, as the newly arrived astronaut-protector of Earth's moonbases, you must successfully pilot your spaceship through densely packed minefields surrounding Io, your first moon. You shoot out mines that are blocking your way, but timing is crucial, since touching a mine destroys your ship and ends the game. You can also fly too close to the moon's surface and crash. Once you've gotten past the minefield, you have to dock successfully at the satellite station—a tricky operation, but not all that difficult.

Next, you have to get ready to defend the moon's surface against a horde of enemy attackers. You are teleported to the moon where you play shoot-'em-up with some of the fastest-moving aliens we've seen in any game. Each wave you get through earns you a bonus ship, and you need a lot of these extra ships to survive this scenario. It's very fast-moving and especially challenging.

Next stop is Moonbase Europa, requiring safe passage through more minefields and a repeat scenario of defending the planetoid's surface against all those alien invaders. Throughout all of this, you get some innovative commentary from the cassette tape, including congratulatory messages from the "President" and frenzied pleas from Earth base for you to embark on the next mission, into more personal danger from mines and enemy firepower. It's just you against all those invaders, and if it's too nerve-wracking for you, then you might try a somewhat tamer game.

The one annoying feature of Moonbase Io is that each time the game ends (which happens frequently when you're a beginner), you have to listen to the whole scenario again—sound effects and radio message tracks from Earth base. Fortunately, PDI has provided us with an abbreviated version of this tape on cassette Side B. It's much shorter than the long-winded first introduction, but is still time-consuming.

SWORD OF FARGOAL

Cassette tape for Commodore VIC-20
Epyx (Automated Simulations, Inc.),
1043 Kies Ct., Sunnyvale, CA
94086, 408-745-0700. \$29.95.

Graphics ★★★

Gameplay ★★★

Sustained Interest ★★★

Type: Joystick and keyboard adventure game.

Memory Required: 16K expansion
module.

This is a game for the adventure lover extraordinaire because it ranks with the best of the breed. It also appeals to maze enthusiasts since it creates a maze-like pattern of dungeon rooms at random with each new game.


In addition, there are at least 20 levels of dungeons to explore and try to get through alive, and each of these has a totally different floor plan—different from your previous level and different from anything you may have seen before. Also randomly created are a num-

ber of evil monsters (or adversaries, if you prefer). They're evil because they attack you, the good guy, and try to kill you. Some of them even try to steal your treasures and your gold.

The baddies are too numerous to mention here, but there are both human- and non-human types. The humanoids are the worst because they're the cleverest and the hardest to kill. They're also the ones who will try to steal your goodies.

Among your treasures are healing potions, magic sacks (which let you lug more gold around), enchanted weapons and a bunch of spells: invisibility, regeneration, teleport, shield, drift and light. You can use these spells to get out of tight spots and beat the bad guys. You also collect an inordinate amount of gold, but can carry only 100 pieces of it at a time. Each magic sack that you acquire lets you carry an additional 100 pieces of gold.

Each level has one temple. When you enter the temple, you automatically make a sacrifice of all of your gold, and are rewarded with more experience



points and some more hit points (strength). You can heal and gain hit points much faster while you rest in the temple, and while there, you're invisible to all the bad guys waiting for you out there in the dungeon.


The object of the whole game is to retrieve the magic sword of Fargoal and to escape from the enchanted dungeons with it intact. None of us has gotten this far yet; it involves getting successfully through all nine dungeon levels, which is easier said than done.

Early versions of the game contain one program glitch, which prompts an error message. If you see this error message, all you have to do is type "GOTO 2" or "GOTO 3," and the game will proceed normally.

If you like adventure games and complex scenarios, and have an evening or two free to play this one, by all means get it. It's one of the best we've seen yet for any computer! ◇

TIMEX MAKES THE COMPUTER, BUT WE MAKE IT TICK.

If you own a TS-1000 or ZX-81 computer and want to bring out the power within it, you'll want Memotech. From easier input to high quality output and greater memory, Memotech makes the add-ons you demand. Every Memotech peripheral comes in a black anodized aluminum case and is designed to fit together in "piggy back" fashion enabling you to continue to add on and still keep an integrated system look.



MEMOPAK RAM All Memopak RAMs are directly addressable, user transparent, are neither switched nor paged and no additional power supply is required. You can also choose the Memopak RAM which is just right for your needs. From economy to power. **16K RAM** The Memopak 16K RAM is the most economical way to add memory to your TS-1000. It is fully compatible with the Timex or Memotech 16K RAMs to provide you with up to 32K of RAM. The 16K RAM also offers additional add-on capabilities through its "piggy back" connection. **32K RAM** The 32K Memopak enables you to execute sophisticated programs and store large data bases and like the 16K RAM is fully compatible with Timex's or Memotech's 16K RAMs to give you a full 48K of RAM. **64K RAM** The 64K Memopak is powerful enough to turn your TS-1000 into a computer with capabilities suitable for business and educational use. It accepts such BASIC commands as 10 DIM A (9000). **MEMOCALC** Memocalc, our spreadsheet analysis

software, enables TS-1000 users to perform complex number crunching routines with ease. With the 64K RAM a table of up to 7000 numbers with up to 250 rows or 99 columns can be specified. Quick revisions can be achieved by entering new data to your formula.

MEMOTECH KEYBOARD For ease of operation, the Memotech keyboard is a high quality standard typewriter keyboard, with TS-1000 legends. The keyboard is cable connected to a buffered interface which is housed in a standard Memopak case and plugs directly into the back of the



TS-1000 or other Memopaks. **MEMOPAK HRG** The Memopak High Resolution Graphics, with up to 192 by 248 pixel resolution, enables display of high resolution "arcade game" style graphics through its resident 2K EPROM, programmed with a full range of graphics subroutines.



CENTRONICS PARALLEL AND RS232 INTERFACES

Memotech's Interfaces enable your TS-1000 to use a wide range of compatible printers. The resident software in the units gives the



complete ASCII set of characters. Both Memopak Interfaces provide lower case character capabilities and up to 80 column printing. The RS232 Interface is also compatible with modems and terminals.

SEIKOSHA GP 100A PRINTER The Seikosha GP 100A uses a 5x7 dot matrix printing format with ASCII standard upper and lower case character set. Printing speed is 30 characters/second with a maximum width of 80 characters. The printer uses standard fanfold paper up to 9-1/2 inches wide. The GP 100A is offered as a package including cable and



interface. Other printer packages are also available through Memotech.

ORDER AT NO RISK. All Memotech products carry our 10 day money back guarantee. If you're not completely satisfied, return it within ten days and we will give you a full refund. And every Memotech product comes with a six month warranty. Should anything be

defective with your Memotech product, return it to us and we will repair or replace it free of charge. Dealer inquiries welcome. To order any Memotech product use the order coupon or call our toll-free number **800/662-0949.**

TS-1000 is a registered trademark of Timex Corp.

MEMOTECH
CORPORATION

7550 West Yale Avenue, Denver, Colorado 80227, 303/986-1516, TWX 910-320-2917

Mail To: Memotech Corporation, 7550 West Yale Ave., Denver, CO 80227
Code: CE-5

	Price*	Qty	Total
16K RAM	\$ 49.95		
32K RAM	99.95		
64K RAM	149.95		
Memocalc	49.95		
Keyboard with Interface	99.95		
High Resolution Graphics	99.95		
Centronics Parallel Interface	74.95		
RS232 Interface	99.95		
Printer Cable	19.95		
GP 100A Printer Package**	399.00		
Shipping and Handling	4.95		\$ 4.95
Tax (Colorado residents only)			
TOTAL			\$

*All prices quoted in U.S. dollars. Prices and specifications subject to change without notice.
**Please add an additional \$5.00 for printer shipping charges.

Check MasterCard Visa

Account No. _____ Exp. _____
Name _____ Phone number _____
Address _____
City _____ State _____ Zip _____



Inside Apple

Apple Computer Inc., 20525 Mariani Avenue, Cupertino, California 95014

Vol. 1 No. 2

For the authorized Apple dealer nearest you, call 800-538-9696 (800-662-9238 in California.)

Fruitful Connections.

There are more people in more places making more accessories and peripherals for Apples than for any other personal computer in the world.

Thanks to those people — in hundreds of independent companies — you can make the humblest 1978 Apple II turn tricks that are still on IBM's Wish List for 1984.

But now we're coming out with our very own line of peripherals and accessories for Apple® Personal Computers.

For two very good reasons.

First, compatibility. We've created a totally kluge-free family of products designed to take full advantage of all the advantages built into every Apple.

Second, service and support.



Now the same kindly dealer who keeps your Apple PC in the pink can do the same competent job for your Apple hard-disk and your Apple daisywheel printer.

So if you're looking to expand the capabilities of your Apple II or III, remember:

Now you can add Apples to Apples.

A joy to behold.

The new Apple Joystick II is the ultimate hand control device for the Apple II.

Why is it such a joy to use?

With two firing buttons, it's the first ambidextrous joystick — just as comfortable for lefties as righties.

Of course, it gives you 360° cursor control (not just 8-way like some game-oriented devices) and full X/Y coordinate control.

And the Joystick II contains high-quality components and switches tested to over 1,000,000 life cycles.

Which makes it a thing of beauty. And a joystick forever.



Gutenberg would be proud.

Old Faithful Silentype® has now been joined by New Faithfuls, the Apple Dot Matrix Printer and the Apple Letter Quality Printer.

So now, whatever your budget and your needs, you can hook your Apple to a printer that's specifically designed to take advantage of all the features built into your Apple. With no compromises.

The 7x9 Apple Dot Matrix Printer is redefining "correspondence quality" with exceptional legibility.

With 144x160 dots per square inch, it can also create high resolution graphics.

The Apple Letter Quality Printer, which gets the words out about 33% faster than other daisywheel printers in its price range, also offers graphics capabilities. See your authorized

Apple dealer for more information and demonstrations. Because, unfortunately, all the news fit to print simply doesn't fit.



A storehouse of knowledge.

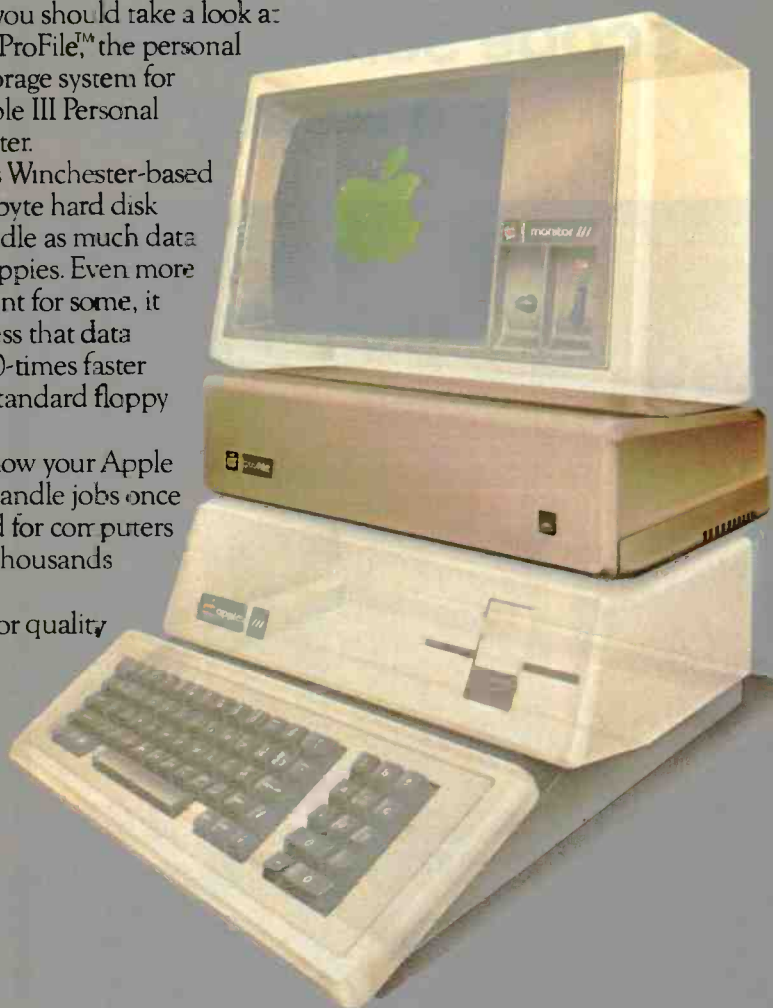
If you work with so much data or so many programs that you find yourself shuffling diskettes constantly, you should take a look at Apple's ProFile™, the personal mass storage system for the Apple III Personal Computer.

This Winchester-based 5-megabyte hard disk can handle as much data as 35 floppies. Even more important for some, it can access that data about 10-times faster than a standard floppy drive.

So now your Apple III can handle jobs once reserved for computers costing thousands more.

As for quality

and reliability, you need only store one word of wisdom:
Apple.



Up the creek without a paddle?

Or lost in space? Or down in the dungeons?

Whatever your games, you'll be happy to know that someone has finally come out with game paddles built to hold up under blistering fire. Without giving you blisters.

Apple Hand Controller II game paddles were designed with one recent discovery in mind:

People playing games get excited and can squeeze very, very hard.

So we made the cases extra rugged. We used switches tested to 3,000,000 life cycles. We shaped them for holding hands and placed the firing button on the right rear side for maximum comfort.

So you'll never miss a shot.

Launching pad for numeric data.

Good tidings for crunchers of numerous numbers:


Apple now offers a numeric keypad that's electronically and aesthetically compatible with the Apple II Personal Computer. So you can enter numeric data faster than ever before.

The Apple Numeric Keypad II has a standard calculator-style layout. Appropriate,

because unlike some other keypads, it can actually function as a calculator.

The four function keys to the left of the numeric pad should be of special interest to people who use VisiCalc®. Because they let you zip around your work sheet more easily than ever, adding and deleting entries.

With one hand tied behind your back.



Tek's most successful scope series ever: At \$1200-\$1450, it's easy to see why!

Wide-range vertical sensitivity: Scale factors from 100 V/div (10X probe) to 2 mV/div (1X probe). Accurate to $\pm 3\%$. Ac or dc coupling.

Two high-sensitivity channels: dc to 60 MHz bandwidth from 10 V/div to 20 mV/div; extended sensitivity of 2 mV/div at > 50 MHz.

Sweep speeds: from 0.5 s to 50 ns. To 5 ns/div with X10 magnification.

Delayed sweep measurements: Accurate to $\pm 3\%$ with single time-base 2213; to $\pm 1.5\%$ with dual time-base 2215.

Complete trigger system. Includes TV field, normal, vertical mode, and automatic; internal, external and line sources; variable holdoff.

Probes included. High-performance, positive attachment 10-14 pF and 60 MHz at the probe tip.

Tektronix 2213

In 30 years of Tektronix oscilloscope leadership, no other scopes have recorded the immediate popular appeal of the Tek 2200 Series. The Tek 2213 and 2215 are unapproachable for the performance and reliability they offer at a surprisingly affordable price.

There's no compromise with Tektronix quality: The low cost is the result of a new design concept that cut mechanical parts by 65%. Cut cabling by 90%. Virtually eliminated board electrical connectors. And eliminated the need for a cooling fan.

Yet performance is written all over the front panels. There's the bandwidth for digital and analog circuits. The sensitivity for low signal measurements. The sweep speeds for fast logic families. And delayed sweep for fast, accurate timing measurements.

The cost: \$1200* for the 2213. \$1450* for the dual time base 2215. You can order, or obtain more information, through the Tektronix National Marketing Center, where technical personnel can answer your questions and expedite delivery. Your direct order includes

probes, operating manuals, 15-day return policy and full Tektronix warranty.

For quantity purchases, please contact your local Tektronix sales representative.

**Order toll free:
1-800-426-2200
Extension 52**

In Oregon call collect:
(503) 627-9000 Ext. 52

*Price F.O.B. Beaverton, OR. Price subject to change.



The SOUL OF CP/M

This series of articles is condensed from a forthcoming book, Soul of CP/M, by Mitchell Waite and Robert Lafore*

CP/M (Control Program for Microcomputers, originated by Digital Research Corp.), a universal disk operating system that can be used with different-make computers that have a Z80, 8080 or 8085 microprocessor, is a boon to computerists. It manages the computer's use of applications programs available from a very large library of software packages, supports a host of high-level and assembly languages, and is modestly priced.

Most CP/M users, however, do not use the machine-independent system's full capabilities, limiting themselves to simply load, run, and perhaps disk copy operations. This, however, is only the tip of the iceberg. Underneath is enormous computing power that enables anyone to write custom I/O routines, add more power or speed to programs, handle disk records efficiently, and much more! (Continued on p. 38)

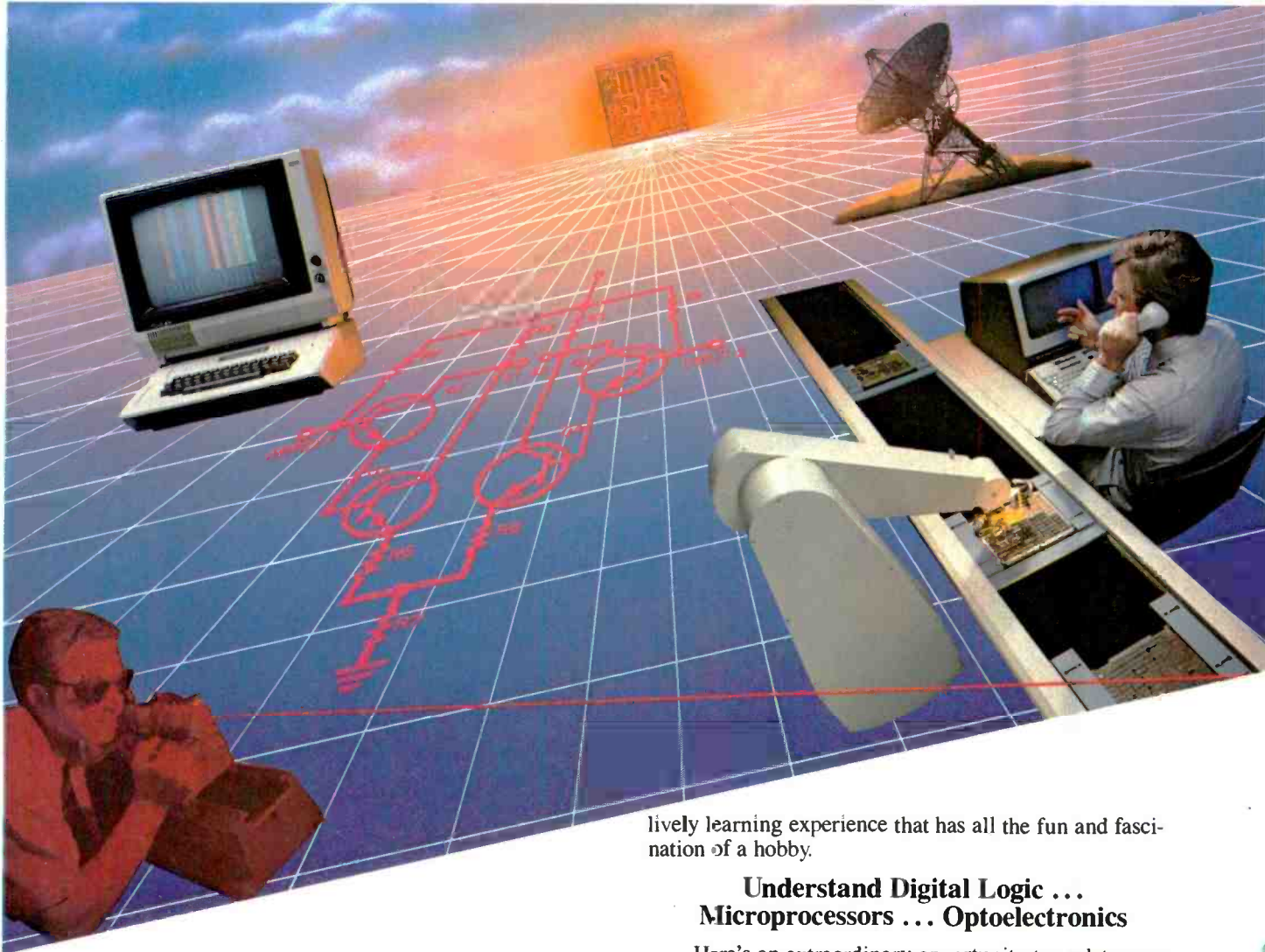
PART I

HOW TO USE THE HIDDEN POWER OF YOUR CP/M SYSTEM

*To be published in 1983 by Howard W. Sams, Inc., 4300 W. 62 St., Indianapolis, IN 46256. \$18.95. Cat. No. 22030.

MASTER THE "NEW ELECTRONICS" WITH MCGRAW-HILL'S

Contemporary



Now you can meet the challenges of today's incredibly rapid changes in electronics quickly and easily. This professional level electronics learning series is as innovative as the circuitry it explains and as fascinating as the experiments you build and explore!

From digital logic to the latest 16-bit microprocessor, you master one subject at a time with McGraw-Hill Concept Modules sent to you one at a time, once a month, to make up the complete CONTEMPORARY ELECTRONICS SERIES. Each module of the fifteen in the Series is a unique blend of "hands-on" experience, interactive audio cassettes, and vividly illustrated printed support materials. Together they will prepare you for tomorrow's better jobs or advancement in your present position by staying current with today's electronics revolution. Professional in every respect, yet it's a

lively learning experience that has all the fun and fascination of a hobby.

Understand Digital Logic ... Microprocessors ... Optoelectronics

Here's an extraordinary opportunity to update your understanding of today's most important technological changes in electronics. You can start from scratch or use the Series to update yourself. You cover the latest integrated circuits, including TTL, CMOS, and ECL digital circuits; op-amps; phase-locked loops; microprocessors; and opto devices such as LEDs and LCDs.

Perform Electronic Experiments

With your first module you'll use the latest digital integrated circuits to build an oscillator circuit that demonstrates digital signals—verified visually by the flash of light emitting diodes (LEDs) and audibly by tones produced through the mini-speaker that is provided.

You'll know the differences (and similarities) between electronics and electricity, learn the concepts applicable to all electronic circuits. With the first module, you will be able to identify the major passive components, like resistors, capacitors, inductors, diodes and

Electronics Series

transformers, and active components such as transistors and integrated circuits.

Each Concept Module goes right to the heart of the matter. You waste no time on extraneous material or outdated history. It's a fast, efficient, and lively learning experience, a nontraditional approach to the most modern of subject matter.

Construct and Use a Prototyping/Design Laboratory

What's more, when you reach the midpoint of your

YOU COVER EVERY SUBJECT IN CONTEMPORARY ELECTRONICS

- Digital logic
- Digital gates (TTL, CMOS, ECL, NMOS)
- Flip flops, counters and registers. Op-amps and applications
- Power supplies (plus IC and switching regulators)
- Combinational logic circuits (ROMs, PLAs, decoders, etc.)
- Circuit analysis. AC theory. LCR networks
- Transistors (bipolar and FETs), diodes, thyristors
- Integrated circuits (linear and digital)
- Oscillators and function generators
- Modulation and demodulation
- Optoelectronics
- Digital multimeters and scopes
- Microprocessors

Series, you will have constructed a professional Prototyping/Design Laboratory which will become a valuable learning tool throughout the remainder of your studies. This Prototyping/Design Lab contains a signal generator, logic switches, pushbuttons, and LED indicators. It rivals professional instruments that are widely used in industrial laboratories for electronic design and development as well as testing and measuring. Because of its versatility, it is an instrument that you will use again and again, even after you have completed your Contemporary Electronics Series.

With each new module you'll receive a McGraw-Hill Action-Audio Cassette, a proven successful method of programmed, interactive instruction. Each tape creates a dynamic dialogue that not only quickly communicates the facts, but makes you feel that you're participating, as you respond to questions and listen to problems being solved.

Your ability to rapidly make this knowledge your own is further aided by a strikingly original technique for using diagrams, illustrations, and schematics to drive home points made as you listen to the cassette. The same carefully indexed binder that contains this material also includes the instructions

to guide you through hands-on experiments. Finally, having completed the Series, you can be awarded a Certificate of Achievement from the McGraw-Hill Continuing Education Center upon passing an optional final examination.

Update Your Knowledge of the New Electronics

This program is for you whether you're a scientist who can use electronics to improve or speed up your investigations... a teacher who'd benefit from a refresher in contemporary components, circuits and applications... a manager or supervisor in an electronics related industry or business... an engineer in another field who finds electronics playing an ever more important role in your work... someone looking to find new direction in this wide open field... or the kind of person who wants to understand what's going on in the world around you.

McGraw-Hill's Contemporary Electronics Series offers you the quickest and probably least expensive learning method available today, and the only one with "hands-on" experience.

No Risk, No Obligation

And we invite you to prove all this to your own satisfaction—without risk and without committing yourself in any way.

Return the reply card and we'll send you the first module and other materials for a free 14-day examination. If you're not absolutely satisfied, and certain that this is an enjoyable as well as highly effective way to learn, simply return the module to us along with the unpaid bill and that will be the end of it.


If you wish to continue, we'll ship the remaining modules automatically, about once a month. Remember, each module comes on the same 14-day free examination basis, with no obligation to pay for any module you don't want to keep.

Return the reply card now. It'll bring you the first module Contemporary Electronic Components and Circuits... your first step in becoming an expert in the "new electronics." There's no risk or obligation.

If the card is missing write to:



Contemporary Electronics Series
McGraw-Hill Continuing Education Center
3939 Wisconsin Avenue, NW
Washington, DC 20016



With your first module you'll receive this professional solderless breadboarding system. It enables you to connect components and build electronic circuits easily and quickly. It's used throughout the series and can be used later to design, build and test your own circuits.



This series of articles assumes that you have some minimal experience with CP/M. If not, you should fortify yourself by reading one of the many primers on the system so that you can get the most out of this presentation. In this way, you can be the total master of the popular operating system, freed of the restraints imposed by BASIC or other languages.

IN PERSONAL computing, CP/M is the most popular operating system currently in use. One of CP/M's most pleasant features is its ease of use. Loading applications programs using such CP/M functions as DIR, STAT, and PIP, and using such high-level languages as BASIC, FORTRAN, Pascal, etc., are simple and straightforward in the CP/M environment.

In fact, this efficient facade is all that many users will ever know about CP/M. Yet, below this smooth surface, CP/M has a powerful inner structure that's easily used to do more—if you know how! It can control your computer's input and output devices with a precision and versatility impossible to obtain from high-level languages. We call this powerful level the "soul" of CP/M.

In this multi-part series, we'll start with the bare fundamentals of

operating in the CP/M environment as well as some basic instructions to get you started in assembly-language programming. Sample programs and procedures for entering and modifying them will also be presented to provide hands-on experience in using the system. Using this as a foundation, later installments will reveal how to use the full computing power buried within the CP/M operating system.

System Calls. A system call is used to connect a program operating in the CP/M environment and the I/O devices the program is to use. A "call" instruction causes CP/M to jump to a subroutine (similar to GOSUB in BASIC) in the I/O section of the operating system. Since all calls are made in exactly the same way, regardless of the computer in which the program is operating, the program "thinks" it's

operating in the same environment and will work with many different computers (Fig. 1). Hence, a program run under CP/M is "transportable" from one CP/M-equipped computer to any other similarly equipped computer.

System calls are used for printing a single character on a video monitor's screen, reading a character from a keyboard, and reading and writing records from and to disks. System calls can handle all I/O in a CP/M system. Since they must be made using instructions in 8080 assembly language, system calls are usually used in assembly-language programs, but they can also be used in BASIC and other high-level language programs.

Subroutines that a particular program calls depend on the physical characteristics of the I/O device the program wishes to use. This brings us to the second kind of transportability that makes CP/M so versatile—machine transportability. To interact with the outside world, a program uses a system call to jump to a subroutine in the I/O section of CP/M, called BIOS (for Basic Input/Output System). Since each subroutine is a separate short routine in itself, it's easy to change if a particular I/O device (printer, video display, etc.) is changed. Thus, CP/M is easy to reconfigure to make it work with different equipment and in different computers.

Parts of CP/M. The CP/M operating system is divided into several parts (Fig. 2), each of which occupies a different area of a computer's RAM memory. First is the Transient Program Area, abbreviated TPA, which is the part of memory where user programs reside. In most computers, TPA starts at memory location 100H (the H suffix throughout this series specifies a hexadecimal number; any number without a suffix is in decimal notation), which is 256 decimal. TPA size depends on how much user RAM is available in a given computer. For example, in a 64K system (the maximum that CP/M can address), TPA will be about 54K; systems with less RAM will have commensurately shorter TPAs.

The next part of CP/M is the

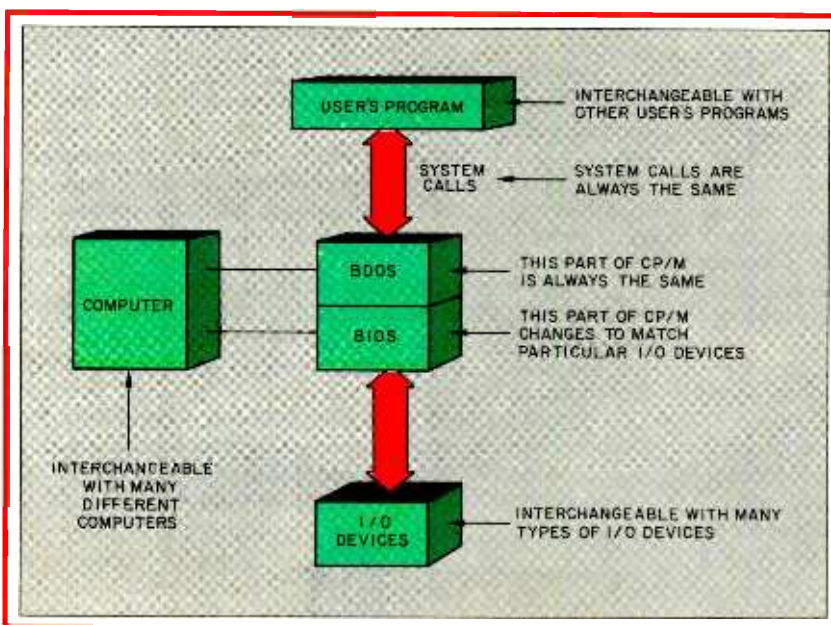


Fig. 1. How CP/M is organized.

New!...the 25" Heathkit Television Computer System

Introducing the new GR-3000...the first information center, telephone, terminal, video bulletin board, modem and micro-computer interface... all part of the most future-thinking color television available for tomorrow, today.



Battery back-up preserves important data. And an Exclusion Password will protect preset picture fidelity parameters.

More to come.

New modules are arriving soon, to bring you further into the teleconsumer age:


Directory Dialer and Modem Interface.

GR-3000 will become a two-way speaker phone with memory, auto-dial and modem capabilities.

Serial Interface will instantly access outside computer services and information, plus provide RS-232/C

interface with any compatible computer in the world, and work as a superb color graphics terminal.

The Programmer will add greater memory for programming TV functions and control protocol for remote computing.



View a GR-3000 today at your nearby Heathkit Electronic Center, or act now and call toll-free 800-253-0570 for Visa or MasterCard orders.

The GR-3000 Television Computer System is the only receiver designed to bring you all the unlimited information plus entertainment in this spectacular new era of multi-source televiewing.

An exclusive new microprocessor-based "teleplex" receiver.

The GR-3000 is an expandable kit with plug-in capacity for eight microprocessor controlled modules. The basic modules are here now. In coming months, you can add new



internal components to be ready for more advanced data retrieval, telephonic networking, and other growing life-service technologies.

But even now, with standard chassis, GR-3000 is television as you've never seen it before. Why?

A multi-level screen display delivers your choice of 4 test patterns, super-steady Monitor

Mode, and the Message Center with 16 combinational text and backdrop colors. The broadcast screen offers direct audio and video i/o, an ultra-clear picture with channel, time and date overlay. Six screens of 'help' hints make the system user-friendly.

Infrared telemetry Remote Control.

This 56-key pad can access almost every programmable feature under microcommand, including all adjustments for picture correction. And the imagination-stretching Learn Mode function, for infinitely versatile sequenced operation. Type in personal messages on your GR-3000 and the real-time calendar clock displays them whenever you want.



Simulated reception

...not just a tv

Heathkit
Heath
Company

Get more information in the



FREE
HEATHKIT CATALOG

Mail to:
Heath Company,
Dept. 010-024
Benton Harbor, MI 49022

Name _____

Address _____

City _____

State _____ Zip _____

GX-390

CIRCLE NO. 28 ON FREE INFORMATION CARD

www.americanradiohistory.com

Console Command Processor, or CCP, which deals with commands from the console keyboard. Every time you see the "A >" prompt, CCP printed it and is waiting for something to be typed in. When you type something, CCP either deals with your instruction itself if it's a "resident command" like DIR or TYPE, or calls another program if it's a "transient command" like PIP, STAT, or a nonsystem program. In a 64K RAM system, CCP might start at around DC00H and occupy about 2K bytes of memory.

Located just above CCP in memory is the part of CP/M that handles the disk system. Called the Basic Disk Operating System, or BDOS, it handles reading from and writing to disks, maintains a directory of disk files, and allocates the space these files occupy on the disk. Like CCP, BDOS is independent of the particular computer or disk system and doesn't require changing when it's moved from one CP/M-capable computer to another.

The part of CP/M that actually communicates with the outside world is the Basic Input/Output System, or BIOS. Because it's the BIOS that contains the subroutines that communicate with I/O devices, it must be modified when disk drives, consoles, printers, etc., are changed. BIOS reaches all the way to the top of RAM memory, or FFFFH (65535 decimal) in a 64K system.

A final small section of memory, the so-called "page 0", is very important to CP/M's operation. This section occupies memory addresses 0 through FFH and is located just below the TPA. This area is used by CP/M mainly for passing information of various kinds back and forth between the CP/M system and user programs. For instance, memory locations 6 and 7 contain the lowest address used by CCP. This lets a program figure out just how much room it has for itself in memory. There are also other uses for page 0 that we'll explore as we go along.

System Memory. A computer's memory consists of a large number

of byte-wide locations, numbering 65535 in a 64K-RAM system. In CP/M-compatible computers, each byte consists of eight bits, where each bit is represented by binary 1 or 0. All computer programs, and much of the data upon which they operate, are stored in memory.

One of the differences between assembly and high-level language programs is that, for the latter, you don't have to know exactly where in

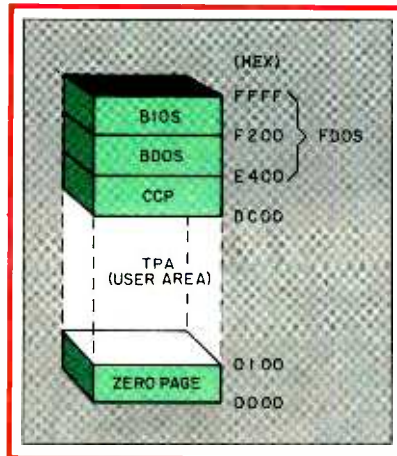


Fig. 2. Memory organization of the CP/M operating system for a 64K RAM memory.

memory a particular program or variable is stored. The language-processing program takes care of deciding where to put the program and its variables. In assembly-language programming, however, you must decide where to put everything. Hence, all addresses (memory locations) are numbered, starting at 0 and going up to FFFFH (in a 64K system).

An 8080 instruction can occupy one, two, or three locations, depending on the instruction. A piece of data, such as a number or an ASCII character, also occupies a specific place in memory. An ASCII character occupies one 1-byte location, and a number up to 255 decimal can also be represented by one byte. An address, on the other hand, or a number up to 65535 occupies two bytes. When a program is operating on data, it's often taking data out of one memory location and putting it in another.

In addition to RAM, another place a program can store data is in

special "registers." A register is something like a RAM memory location, except that it usually has some special attributes that RAM locations lack, and usually processes data faster than RAM memory. A microprocessor like the 8080 consists mainly of such registers and the instruction-decoding circuits that let the chip know what must be done.

There are seven main registers in the 8080 (there are a few others, but we'll ignore them for now), designated A, B, C, D, E, H, and L. Register A is the most important. Called the "accumulator," it handles all of the 8-bit arithmetic, such as addition and subtraction, and logical ANDs, ORs, shifts, etc.

Registers B, C, D, E, H, and L can serve as temporary storage areas for 8-bit quantities. They can also be paired to accommodate 16-bit data. When used in pairs, B and C form the BC register, D and E form the DE register, and H and L form the HL register. Any 16-bit data can be transferred between register pairs or between specific register pairs and RAM memory.

Simple Program Writer. The Dynamic Debugging Tool, or DDT, is a CP/M "transient command" that makes it easier to work with a computer on a very fundamental level. DDT is able to examine and modify the contents of particular memory locations and various registers in the 8080.

If you use DDT and type "d100," for example, DDT will print out the contents of all memory locations from 100H to 1FFH, or 256 locations. You can change the contents of a memory location by typing, say, "s100" to alter the contents of location 100H. Typing "xa" permits you to examine and modify the contents of register A.

DDT has another important ability that we'll make extensive use of in this series. That is, it will assemble typed-in symbolic assembly-language instructions into a program that can be executed directly, without having to use CP/M's more sophisticated ASM (assembler) utility.

Using DDT. The first system call

we'll be using is "console output," a routine that allows a computer to send a single character from a program to the CP/M display screen. To use this call, you (1) put the number 2 in the C register; (2) put the ASCII character (it *must* be in hex notation) in the E register; (3) execute a CALL instruction to memory location 5. It's not necessary to understand anything about the actual instructions CP/M uses to send the character to a particular kind of terminal or CRT, since this is done by the BIOS routine.

In the first step, the 2 is the number of the system call in hex and is placed in the C register, which is CP/M's "mail box" for a program to tell what systems call to use. In the second step, the ASCII hex code for any desired character (codes can be looked up in an ASCII table) to be displayed is stored in and fetched from register E. Finally, in step 3, *all* system calls use a call to location 5 to enter BDOS, where the BIOS and BDOS subroutines perform whatever input or output function has been requested (in this case, print a character on the screen).

The procedure for writing these steps in a form the computer can use is as follows:

```
mvi c,2
mvi e,48
call 5
```

Here, "mvi c,2" means "move immediately the number 2 into the C register" and informs BDOS that we want to execute function 2, which is console output. (The instruction "mvi" always tells the computer that data to be moved *immediately* follows the instruction and isn't in a memory location somewhere else.) The mvi instruction is repeated on the second line and tells the computer to move into register E the hex value of the letter H (48). The instruction "call 5" is a jump-to-subroutine at memory location 5 hex, which is the entry point for all system calls. (Locations 5, 6, and 7 contain jump instructions to the actual BDOS entry point in memory.)

There are two ways to enter this program into your computer. First, you can write the program in "official" assembly language, using ASM and then execute it as a COM file (the same way systems programs are executed). However, to be able to do this, you'll have to add other instructions to the program to make it work and you'd also have to use several different programs to convert it to an executable routine. At this stage, it's more practical to take advantage of DDT's built-in mini-assembler, which can execute programs with no trouble at all. For longer programs involving lots of jumps and subroutines, however, ASM would be more practical to use.

If the above program were to be entered as is, it would simply print the letter H on-screen. By making the program slightly more complicated, we can print the word "HI" and introduce two more important concepts.

After booting up with a CP/M disk, call DDT and enter your modified program:

```
A> ddt          CP/M prompt; call DDT
DDT VERS 2.2  DDT sign-on
-a100          begin assembling
              (indicated by a)
              at 100H
0100 mvi c,2   put 2 in C register
0102 mvi e,48  put ASCII "H" in E
              register
0104 call 5    jump-to-subroutine at
              location 5
0107 mvi c,2   put 2 in C register
0109 mvi e,49  put ASCII "I" in E
              register
010B call 5    jump-to-subroutine at
              location 5
010E rst 7    return to DDT
010F          <return> brings back
              DDT prompt
```

(Note: in this and all subsequent programming procedures throughout this series, computer responses are shown in boldface, user responses in light-face type. Also, *all* typed-in instructions are to be followed by a carriage return.)

We've added comments to each line to make the program clearer. These comments are for your information only; you can't type them in with DDT.

This program begins at 100H be-

cause that's the standard starting address for all CP/M programs. The second "mvi c,2" at address 0107 restores function 2 to register C and permits a new character (in this case, "I," whose ASCII code is 49) to be placed in register E at address 0109 before "call 5" is used a second time at address 010B. If this isn't done, the contents of the C register will be changed, usually with disastrous results. The "rst 7" location 010E tells the system that programming is complete. Typing a carriage return when location 010F is displayed causes the DDT prompt (-) to be displayed.

You can make sure the code is set up correctly by typing in "l," followed by the address to list the program in the same format as it was typed in:

```
-l100
0100 MVI C,02
0102 MVI E,48
0104 CALL 0005
0107 MVI C,02
0109 MVI E,49
010B CALL 0005
010E RST 07
-
```

Note that CP/M automatically returns the program listing with all alphabetic characters in upper-case, regardless of how it was entered. Also, all numeric data has any 0s appended to it.

Now that you've entered the program, test it using DDT. To do this, use the "g" (for "go") command, followed by the address where the program starts:

```
-g100          runs the program at address
              100H
HI*010E      prints HI and last address
              preceded by "***"
```

Now that you've written the program and know it works, you want to be able to save it on disk for use later. Type "g0," followed by a carriage return after the - DDT prompt. When the program ends and returns to CP/M, type "save 1 test.ddt" after the A> prompt. Since 0 is where the computer automatically goes to do a warm boot, typing "g0" from DDT takes you back to CP/M. "SAVE" is a tran-

sient-command utility that automatically writes to disk the program occupying TPA, starting at 100H. It saves the program under the name typed in. The "1" tells SAVE how many 256-byte "pages" of memory to save; in our case, just one page, since our program is less than 256 bytes long.

To reload the program at the same time you load DDT, type "ddt test.ddt" after the A > . Don't try to execute the program directly from CP/M by typing "test.ddt" since only files with the extension COM can be executed this way. Also, don't try to change the extension to COM; because the program ends with "rst 7" (instead of "ret"), you'll encounter problems if you attempt to execute it.

Using ctrl-s. Because it's CP/M that actually sends characters to the screen, ctrl-s follows the rules of the CP/M environment. For example, a check is made for the start/stop scroll (ctrl-s). If you press control-s (ctrl-s) as the program is running, CP/M will freeze output on the screen until you press another ctrl-s. Also, if a tab character is sent to the screen, CP/M would expand it into eight spaces (a tab).

Our sample program prints HI so fast that there's no way to check the ctrl-s function. However, if you replace rst 7 with a jump to the beginning of the program, your computer will print an endless string of HIs, which will allow you to check this function.

JMP Instruction. A jump (jmp) instruction is like a GOTO in BASIC. That is, when the program executes it, control goes to the address specified in the instruction. (In assembly language, the address is an actual



memory location, not a line number as in BASIC.)

Here's how to make the change in the program. First, load the program by typing "ddt test.ddt" after the A > prompt. When the - DDT prompt appears, type "1100." Then, when the program lists, enter:

```
-a100e
010E jmp 100 change rst 7 to
jump 100
-g0 return to CCP
A> save 1 test1.ddt save test1
A> ddt test1.ddt return to DDT
-g100 execute program
HIHIHIHI...etc.
```

A huge amount of HIs are sent to the screen, quickly filling it up. Press ctrl-s to freeze the display before it completely fills the screen. Press ctrl-s again to resume printing.

How do you stop the program? As it's written, you can't stop the program unless you press RESET, which will cause an exit from CP/M and require a cold boot.

Get Console Status. Sometimes called "Interrogate Console Ready," the "Get Console Status" feature is used mainly for telling your program that a key has been pressed but not *which* character key. We'll be using this feature in rectifying the endless-loop problem in our program.

First, load the program by typing in "ddt test1.ddt" after the A > prompt. Next, list the program by typing "1100" after the - prompt. Now, change the program as follows:

```
-a10e
010E mvi c,b put 0B (11 decimal)
into register C
0110 call 5 get console status
0113 ora a OR A with itself—
to set zero flag if no
key is pressed
0114 jz 100 do again if no key is
pressed
0117 rst 7 return to DDT if key is
pressed
0118
-
```

Now line 10E doesn't simply jump back and repeat the loop. Instead, the 0B in register C sets up the Get Console Status call. Then we do a call to BDOS with call 5 to make CP/M check for a key closure.

Because we don't have to know precisely which key has been pressed, only that one has been pressed, we don't have to put anything in register E before we do a call 5. All we want to do is find out if register A contains a 0, which would mean that no key has been pressed. To be able to do this, we must use the "zero flag."

Zero Flag. Often, after performing arithmetic and logical operations on 8-bit quantities in register A, our program must know the results. In the 8080, this is determined with the zero flag, which is simply a switch in the CPU that's set to 1 whenever results of an arithmetic or

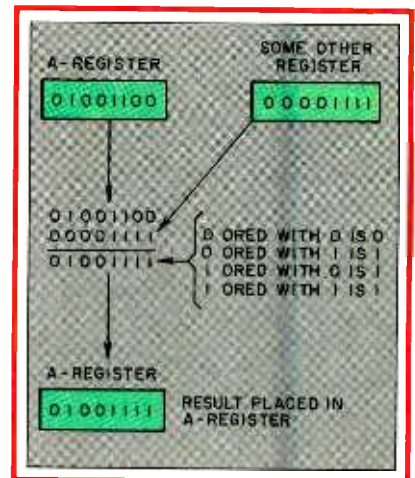


Fig. 3. Illustration of how an OR instruction is carried out.

logic operation are zero and set to 0 when they're not. Once this switch is set, it can be used to effect the results of other instructions, such as jumps, in much the same way that a BASIC statement like IF A=0 THEN GOTO 1000 is used.

When we use Get Console Status, we want to find out if the 8-bit quantity in register A is zero or not. To do this, the zero flag is tested, but *the zero flag isn't set until we perform an arithmetic operation.* So we must do some arithmetic to set the zero flag if register A is zero. An old programming trick here is to OR register A with itself.

OR Instruction. To OR two quantities means to take the bits in register A and OR them with the corresponding bits in some other register (Fig. 3), except that in this case the value of register A is ORed

(Continued on page 48)



The QX-10.
No ad can do it justice.

Epson.

There's an awful lot of computer hype these days. And we think it's time for a little old-fashioned honesty.

So we're going to give you a few solid reasons why — even if you look at nothing else — you should go to your dealer and take a close look at the new Epson QX-10.

Anybody can use it.

What makes the QX-10 the most remarkably usable computer to date is a unique software system called VALDOCS, coupled with a new keyboard design called HASCI. VALDOCS reduces the time it takes to master the QX-10 from hours to minutes by displaying exactly what your options are, while the straightforward, detachable HASCI keyboard places all the most-used functions right in front of you, grouped logically and labeled in plain English.

You may never buy software again.

VALDOCS may be all the software you'll ever need. Right out of the box it's a sophisticated *word processor*; an *information indexer* for easy access to files; an *electronic mail system*; a *calcula-*

tor; an *appointment book and notepad*; and a *high resolution business graph drawing system*.

A little price tag.

Mere words are not enough. To fully appreciate the powers of this machine, you must experience it for yourself. So visit your dealer and see what it can do. And if that doesn't sell

you, the comfortable price tag will. It sells for under \$3000. And that's no hype.



EPSON
EPSON AMERICA, INC.
COMPUTER PRODUCTS DIVISION

Call (800) 421-5426 for the Epson dealer in your area.
CIRCLE NO. 25 ON FREE INFORMATION CARD

At CIE, you get electronics career training from specialists.

If you're interested in learning how to fix air conditioning, service cars or install heating systems – talk to some other school. But if you're serious about electronics...even earning an Associate Degree... come to CIE –The Electronics Specialists.

John E. Cunningham

**Special Projects Director
Cleveland Institute of Electronics**



My father always told me that there were certain advantages to putting all your eggs in one basket. "John," he said, "learn to do one important thing better than anyone else, and you'll always be in demand."

I believe he was right. Today is the age of specialization. And I think that's a very good thing.

Consider doctors. You wouldn't expect your family doctor to perform open heart surgery or your dentist to set a broken bone, either. Would you?

For these things, you'd want a specialist. And you'd trust him. Because you'd know if he weren't any good, he'd be out of business.

Why trust your education and career future to anything less than a specialist?

You shouldn't. And you certainly don't have to.

FACT: CIE is the largest independent home study school in the world that specializes exclusively in electronics.

We have to be good at it because we put all our eggs in one basket: electronics. If we hadn't done a good job, we'd have closed our doors long ago.

Specialists aren't for everyone.

I'll tell it to you straight. If you think electronics would make a nice hobby, check with other schools.

But if you think you have the cool — and want the training it takes — to make sure that a sound blackout during a prime time TV show will be corrected in seconds — then answer this ad. You'll probably find CIE has a course that's just right for you!

At CIE, we combine theory and practice. You learn the best of both.

Learning electronics is a lot more than memorizing a laundry list of facts about circuits and transistors. Electronics is interesting because it's based on some fairly recent scientific discoveries. It's built on ideas. So, look for a program that starts with ideas — and builds on them.

That's what happens with CIE's Auto-Programmed® Lessons. Each lesson uses world-famous "programmed learning" methods to teach you important principles. You explore them, master them completely. . . before you start to apply them!

But beyond theory, some of our courses come fully equipped with the electronics gear to actually let you perform hundreds of checking, testing and analyzing projects.

In fact, depending on the course you take, you'll do most of the basic things professionals do every day — even use a Digital Learning Laboratory to apply the digital theory essential today to keep pace with electronics in the eighties.

Plus there's a professional quality oscilloscope you build and use to "see" and "read" the characteristic waveform patterns of electronic equipment.

You work with experienced specialists.

When you send us a completed lesson, you can be sure it will be reviewed and graded by a trained electronics instructor, backed by a team of technical specialists. If you need specialized help, you get it fast . . . in writing from the faculty specialists best qualified to handle your question.

People who have known us a long time, think of us as the "FCC License School."

We don't mind. We have a fine record of preparing people to take . . . and pass . . . the government-administered FCC License exams. In fact, in continuing surveys nearly 4 out of 5 of our graduates who take

the exams get their Licenses. You may already know that an FCC License is needed for some careers in electronics — and it can be a valuable credential anytime.

Associate Degree

Now, CIE offers an Associate in Applied Science Degree in Electronics Engineering Technology. In fact, all or most of every CIE Career Course is directly creditable towards the Associate Degree.


Find out more! Mail this card for your FREE CATALOG today!

If the card is gone, cut out and mail the coupon.

I'll send you a copy of CIE's FREE school catalog, along with a complete package of independent home study information.

For your convenience, I'll try to arrange for a CIE representative to contact you to answer any questions you may have.

Remember, if you are serious about learning electronics . . . or building upon your present skills, your best bet is to go with the electronics specialists — CIE. Mail the card or coupon today or write CIE (and mention the name and date of this magazine), 1776 East 17th Street, Cleveland, Ohio 44114.



Pattern shown on oscilloscope screen is simulated.

CIE Cleveland Institute of Electronics, Inc.

1776 East 17th Street, Cleveland, Ohio 44114

PE-86

YES . . . John, I want to learn from the specialists in electronics — CIE. Send me my FREE CIE school catalog — including details about the Associate Degree program — plus my FREE package of home study information.

Print Name _____

Address _____ Apt. _____

City _____

State _____ Zip _____

Age _____ Phone (area code) _____

Check box for G.I. Bill information: Veteran Active Duty

Mail today!

with itself. Although ORing anything with itself produces no change in register output, it's important to bear in mind that the OR operation sets the zero flag.

Jump-on-Zero. Following the "ora a" instruction, the zero flag is set (=1) if register A came back from the Get Console Status system call set to zero; it's cleared if register A came back with a quantity other than zero. The "jump-on-zero" (jz) instruction does just what its name implies. If the zero flag is set, the instruction will cause a jump to the location specified in the instruction; if not, the program simply goes on to the instruction following jz 100.

If register A returns with zero, no key was pressed, the zero flag is set to 1, jz 100 will cause program control to go back to 100, and the program will continue to print HIs on the screen. However, if a key is pressed, register A will return something other than zero, the zero flag will be cleared (=0), and no jump will occur when we execute the program. Instead, the program will go to the last instruction (rst 7) and return the system to DDT.

To see this work, load DDT and, when the - prompt appears, type in "g100" to execute the program. As the screen fills with HIs, press control-s once to freeze the display and once again to unfreeze it. Now, try pressing any key. The program should come back to DDT and terminate the display as follows:

...HIHIHIHIH*(0117)

The prompt tells us that we're back in DDT. Save this program by typing "g0" to return to CP/M and then type in "save 1 test2.ddt" after the A > .

Barber Pole Program. Here's a short exercise that demonstrates the Console Output and Get Console Status functions and shows how to program a loop with a changing variable in 8080 code. This program repeatedly displays the entire ASCII set on the console. Console

Output is used to send characters to the screen, and Get Console Status ends the program if a key is pressed. (Warning: Do not turn on your printer. Because this program doesn't send a carriage-return/line-feed to the screen, it will cause the printhead to go to the right edge of the paper and continuously print over the same spot.)


Get into DDT and enter this program using the A (assemble) command:

```

0100 mvi e,20 set up register E for
        first ASCII character
0102 mvi c,2 ready for output
0104 push d save register pair DE
0105 call 5 send character to
        screen
0108 pop d get DE pair back
        (restores E)
0109 inr e increment E by +1
010A mov a,e put E in A
010B cpi 7f 127th character?
010D jnz 102 if result not zero,
        then no, so loop
0110 mvi c,b check console status
0112 call 5
0115 ora a set zero flag based
        on contents of A
0116 jz 100 if a=0 then no key
        pressed, so loop
0119 rst 7 return to ddt
    
```

Exit DDT and save this "barber-pole" program by typing "save 1 barber.ddt." The program can be called by typing "ddt barber.ddt." It can then be executed by typing "g100" after the - DDT prompt.

Push, Pop, Stack. Notice in our program that there are a number of new instructions. The first is "push d" at location 104. Before we get into a discussion of this and the "pop d" instruction at location 108,



you must know about the "stack" (Fig. 4).

The stack can be thought of as a memory device in which the contents of each register pair is put into the stack, it goes on top of the previously stored contents. (This kind of stack is called "LIFO," for "last in, first out.")

The stack is a series of memory locations somewhere in your computer's memory. Often, the program you're using takes care of figuring out what memory locations to use for the stack. Let's assume this is true for the moment. To store the contents of a register pair in the stack, we use "push x," where x stands for the first letter of a register pair. To get the quantity back, we simply use "pop x." In our barber-pole program, we must save the contents in register E each time we call Console Output because this register is used to hold the ASCII value of the character to be printed. (Actually, we save the contents of register pair DE, but D is along just for the ride.)

Every time Console Out is called, we want to increase the ASCII value of the contents in register E by one to print the next character. Because Console Out destroys the con-

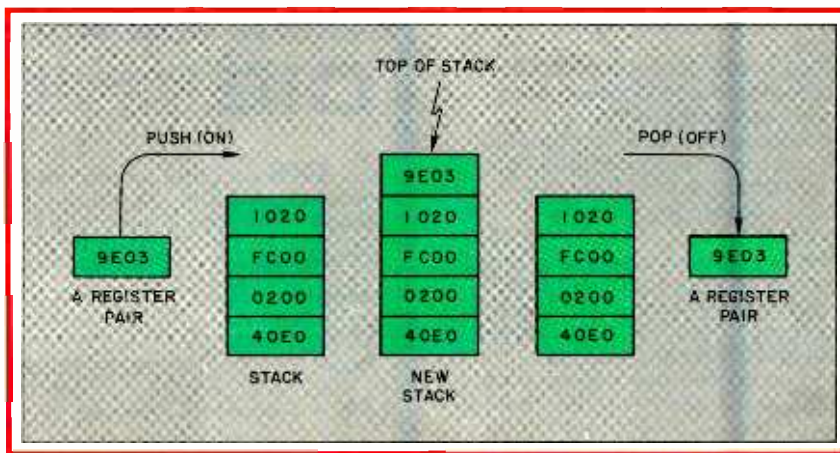


Fig. 4. Stack manipulation.

tents of register E when called, we save register E with "push d" before calling Console Output and restore it afterwards with "pop d."

INR Instruction. The way we increment the contents in register E is with the "inr e" instruction. (The e here can be replaced by any 8-bit register.) It's this instruction that adds 1 to whatever is in the register.

DCR Instruction. This instruction is the opposite of inr; that is, it decrements the number in the specified register.

MOV Instruction. While mvi will take a fixed 8-bit number and put it in a register, "mov" takes the 8-bit contents of a register and puts it in another register. This instruction can be used to MOVE data from any 8-bit register to any other 8-bit register. In the format "mov x,y," the contents of register y are moved into register x. In our program, "mov a,e" puts the quantity in register E into register A.

CPI Instruction. Not all hex numbers are printable ASCII codes. In fact, the printable ASCII codes run from 20 hex (a space) to 7f hex (rubout). Sending numbers less or greater than these to your console device or printer is likely to cause unpredictable results. Thus, you want to start your program by sending 20 hex to the console and then after sending 21 through 7f to start over again with 20 hex. The first instruction in the program, "mvi e,20," starts us off with 20, then the "cpi 7f" takes over. (CPI stands for ComPare Immediate.) CPI does what can be considered a sort of "phantom" subtraction of a fixed 8-bit quantity from register A, because contents aren't actually changed. This makes the zero flag (and various other flags) act as though subtraction has occurred.

The cpi 7f instruction performs this phantom subtraction of 7f from the contents of register A. The first time through the loop, register A will contain 20 because register E contains 20; so the result of subtraction will not be zero. The next time, register A will contain 21, and so on, until the count reaches 7f. When register A's quantity reaches 7f, the

results of subtraction will be zero (although the contents of register A won't actually be changed), and the zero flag will be set.

JNZ Instruction. This instruction, which stands for "jump-on-not-zero," is similar to jz, except that it jumps if the zero flag is not set. Otherwise, it goes on to the next instruction in the program. In our case, the CPI instruction will result in the zero flag not being set until all ASCII characters from 20 to 7f have been printed. So each time the jump will take us back to the location 102 instruction.

When all ASCII characters have been printed, the program goes to location 110, where it performs the Get Console Status system call to see if any key has been pressed. If not, it starts the program over; if so, it returns to DDT.

Console Input. This is perhaps the most-often-used CP/M function call. Its purpose is to get a character from the keyboard into your program and is used by almost all programs that run under CP/M in which user input from the keyboard is required. It works much like BASIC's INKEY\$ statement. When called, Console Input reads the next console character into register A and "echoes" it to the screen. It won't echo control characters, but it will react to many of them.

There are some special features of the Console Input function about which you should be aware. Most important is the way it responds to CP/M control characters. It does not respond to a warm-boot control-c or printer-stop/start scroll control-p. This makes sense, since you often don't want users to be able to warm boot the system or turn on the printer from inside your program. When you do want the user to have such control, you can use CP/M's Read Console Buffer function. This call comes with a complete set of editing commands and is used by many of the CP/M utilities.

Beep Program. Here's a simple program with console input. It causes CP/M to echo every keyboard entry onto the screen and sound a beep if your console has this facility. First, bring up DDT and enter the program:

0100	mvi c,2	set up for console output
0102	mvi e,7	ASCII 7=bell
0104	call 5	
0107	mvi c,1	set up for console input
0109	call 5	
010C	cpi 3	check to see if A=3
010E	jnz 100	if not, repeat loop
0111	rst 7	A=3, so end

The instruction at location 010C, "cpi 3," allows you to halt the program when a ctrl-c is detected and takes you back to DDT. The rst 7 instruction in location 0111 then returns to DDT. The ASCII code for ctrl-c is 3 hex.

Save the program with "save 1 test3.ddt" and then run it under ddt by typing "g100." As the program is running, each time you press a key, the console will beep and the character will appear on-screen.

Executing From CP/M. So far, you've executed the programs presented here from DDT. Many times, however, you'll want to be able to execute a program directly from CP/M simply by typing the name of the program after the A> prompt. In theory, this is simple: write the program in DDT, save it as a .COM file, and execute it directly. However, if your program contains an rst 7 instruction and an attempt is made to execute it directly from CP/M, the system will probably "crash" (cause error messages to appear on-screen, followed by a cold boot). CP/M, remember, doesn't respond to rst 7 the same way DDT does. The remedy is to replace rst 7 with a "ret" instruction.

RET Instruction. A ret instruction is usually used to return to the calling program from a subroutine. Since CP/M thinks of the program we've written and are attempting to execute as a subroutine, it wants to



see a "ret" at the end of the program.

Before you can use any of the programs we've presented so far in a direct CP/M mode, you must change the rst 7 instructions. Do this with the last program example by calling DDT and enter "ret" in location 0111, replacing the rst 7 already there. Then go back to CP/M and save the program as a .COM file by typing "save 1 test4.com." Now, you can execute the program directly from CP/M simply by typing "test 4."

System Reset—Warm Boot. System reset is used for obtaining a warm boot from a program and reinitializing the disk subsystem (FDOS, which stands for Full Disk Operating System and is simply BIOS + BDOS). The reason you want to know how to perform a warm boot is that sometimes you need as much RAM memory in TPA as you can get. To maximize TPA, you can remove the entire CCP from RAM and still use all system calls, provided you don't wipe out FDOS. When you want to return to CP/M, perform a System Reset to reload CCP and reinitialize FDOS. System Reset works just like ctrl-c from the keyboard.

Here's a short program that will generate a warm boot (system reset). Don't try to test it from DDT because it wipes itself out in the process of resetting the system. Start by entering the program from DDT. Then exit the program with a "g0" (which also generates a warm boot and replaces DDT with CCP). Save the program and then run it to observe the warm boot:



```
-a100
0100 mvi c,0 set up for system reset
0102 call 5 call BDOS
0105 ret return to CP/M
```

-g0

A > save 1 test5.com

A > test 5 test program

A > hear disk click

Now you know how to make your program go back to reinitialize CP/M whenever you wish. With this procedure, you can run programs that use the memory space usually occupied by CCP and be assured you can reinitialize the system later.

BDOS Base Address Locator. To take advantage of the space used by CCP, you must know two things: where CCP starts and where it ends. Then you can let your programs extend from 100H all the way up to the beginning of BDOS, which is the same as the end of CCP. CCP typically starts 800H (2048 decimal) bytes below BDOS.

One way you can find where BDOS starts is by looking in the CBIOS.PRN (printing) listing that comes with your CP/M. Just look for the listing that has been assembled and has addresses in the left column. Look in the beginning of the listing for the four-digit hex address to the left of the label CCP or BDOS. In a 56K CBIOS system, CCP starts at BC00 and BDOS at C406. (Most CCPs are about 800H bytes long; so they extend up to BC00 + 800, or C400.) Therefore, you could use the area BC00 to C400 without damaging CP/M.

The second way to find the address of the beginning of BDOS is to use DDT to examine the value stored at addresses 6 and 7. Location 5 contains an 8080 jmp instruction (C3), while locations 6 and 7 contain the actual place we'll jump to, with location 6 containing the low-order, or least-significant, byte of the address and location 7 containing the high-order, or most-significant, byte. The low-order byte is usually 0, since programs generally start at the beginning of a 256-byte page.

Bear in mind that DDT overlays CCP, which causes any calls to BDOS (call 5) to end up in DDT. So if you look in location 7 with DDT, you'll see an entry point to DDT, not BDOS. Our 56K system tells us that location 7 contains B4, which when combined with the 00 in location 6 gives an address of B400. This is considerably below any normal CCP and obviously tells us we're entering DDT.

Here's a short program that will locate the base address of BDOS:

```
0100 lda 7 put value in 7
into register A
0103 mov e,a put value in A
into E
0106 mvi c,2 do Console Out
0109 call 5 call BDOS
010A ret return to CP/M
```

A > save 1 test6.com save program

A > test6 run program

D prints letter D

A > returns to CP/M

LDA Instruction. This instruction lets us move the contents of a *memory location* to a register. LDA means "load the contents of the memory location specified in the instruction into register A." In DDT, we specify a desired memory location by a hex number. The hex value the ASCII capital D is 44H. The Console Out routine always ignores the high-order bit of the number sent to it. We can guess that this bit must have been set in this case. Therefore, we add 80H to 44H and obtain B4H, which is the same thing as our CBIOS.PRN listing told us. You can subtract about 800H bytes from this to determine the bottom of CCP.

Coming Up. We've covered a lot of ground in this first part, enough to get you started in assembly-language programming. Having introduced you to console system calls and more than a dozen 8080 instructions, you now have enough knowledge of CP/M to begin writing your own complicated programs. Next month, we'll be focusing on advanced console system calls. ♦

ONE-UPMANSHIP FROM RADIO SHACK

Its new Model 100 briefcase computer combines word processing on an 8-line display, an auto-dial modem for networking, scheduling and address programs, and real up-to-32K computing power in a fresh all-in-one CMOS-design package

IT was 3 p.m. when the Chief called me into his office and told me to go to Fort Worth the next morning to test some new machines from the Radio Shack stable.

The Whisperjet touched down at D/FTW Airport at 10:08 a.m. Central Time and I deplaned. Leaping over the Hertz counter gracefully, I caught the big yellow bus to the parking lot and picked up a gleaming red Ford Fairmont. Tooling out of the airport, I floored the car and soon saw the glass towers of Tandy Center.

It took only a few minutes to find the parking entrance to Tandy Tower and ascend to the 19th floor office of Ed Juge, who heads Computer Marketing at Radio Shack. There under canvas wraps were the new 1984 models. Before removing the covers, Ed made me sign nondis-

sure agreements, and in a few minutes I saw two of the Shack's latest entries in the computer market race.

The first model released for testing was a subcompact called the TRS-80 Model 100. When Ed whisked off the covers, my eyes swept over the gleaming off-white and black body and chassis, the full keyboard, and the extra large LCD window. Looking at all the switches and connectors mounted around the lower half of the body, I realized that this was no ordinary subcompact I was about to put through its paces. This was a briefcase-size, full computer system! Before turning me loose with the Mod 100, Ed explained some of the standard features and options in the new machine.

The 40-character, eight-line LCD display and the full QWERTY key-



board with 16 function and control keys were obvious improvements over any portable made before that. However, it is what's under the hood that makes this little machine a rare jewel. It is powered by an 8-bit 80C85 CPU, a CMOS version of the 8085 CPU. I asked Ed why Radio Shack had departed from its usual practice of building Z80-powered computers. He told me that the 80C85 was the only CMOS microprocessor that had multiple sources of supply and Radio Shack didn't want to put all its eggs in one basket. I mention this as an illustration of the kind of deep planning that has gone into the new design.

The Model 100 is available with either 8K or 24K of CMOS memory and it can be expanded to 32K by having 8K memory modules installed. The operating system and BASIC language are in ROM so that all of the RAM can be used to hold programs and data. The CMOS memory is kept energized by NiCd batteries so its content is not lost when the computer is off.

One of the less obvious features is a built-in direct-connect, auto-dial modem that can also be used as an automatic dialer to store hundreds of telephone numbers. Another is the ability to interface with any printer or with any other Radio Shack computer.

The built-in operating system includes an address program, a schedule program, and a word processor and text editor. Who could ask for anything more?

The LCD, a 40-character by 8-line flat screen, has a viewing-adjustment dial on the left side of the case. The dial permits a viewer to lighten or darken the display to suit any viewing angle. This is a feature that addresses previous complaints about LCD viewing screens. In this case you merely adjust the dial and the image becomes clear.

On earlier models of handheld computers, there was a single line of text in the LCD display. The Epson HX-20 changed that to a four-line, 20-character display that was an improvement but still not enough for word-processing applications.

The Model 100 is different. Its 40-character by 8-line display is sufficient to show a paragraph of text or several lines of a program. Moreover, the screen is large enough to show a graphics display—an important plus since the Model 100 can provide such displays.

The keyboard can be used exactly like a typewriter since it has a standard QWERTY arrangement, and keys are large enough for a touch typist to use. However, there are a few special keys, including eight programmable function keys (F1 through F8); four command keys (PRINT, LABEL, PASTE, and PAUSE) and four cursor movement keys. (See the photo for special key functions.) Although the keys are smaller than standard typewriter keys, they seem comfortable enough for normal use.

In addition to the function and cursor movement keys there are terminal control keys such as: CTRL (Control), TAB, CAPS LOCK, SHIFT, ENTER, BKSP (Backspace), and DEL (Delete). These help give the Model 100 its interface capabilities since they match identical keys on other TRS-80 computers.

There are some other special keys that extend the keyboard functions. When the NUM key is pressed, it converts the keys that have numbers in the lower, right-hand corner into a 10-key numeric keypad. The GRAPH key is pressed in conjunction with another key to display one of 41 special graphics characters. Pressing the SHIFT and then GRAPH keys, followed by another key, provides 32 additional "block" graphics characters.

Another 31-character extension of the character set is obtained when the CODE key is pressed. If SHIFT, CODE, and another key are pressed, even more special characters are enabled. In fact, the Model 100 is one of the few computers that can generate all of the 256 ASCII character set from the keyboard.

Special Features. As you read the following discussion of controls, connectors and switches on the Model 100, you will begin to learn about some of the inside features of this computer. We will also tell you more about them later.

There is an RS232 (DB25) connector on the rear panel for serial interface to a modem or any other serial device. The Model 100 can be directly connected to another TRS-80 computer through a simple null modem.

The printer interface connector is a Centronics type and the Model 100 will interface to any Radio Shack printer including the daisy-wheel models.

The Model 100 contains a built-in direct-connect, automatic-dial, originate/answer modem, and there is a DIN connector on the rear panel to connect the Model 100 Direct Connect Modem Cable (RS 26-1410) to the computer.

Data and programs can be saved or loaded through the use of a cassette recorder. A DIN connector is provided on the rear panel for the cable connection. The standard TRS-80 cassette cable is used.

On the left side of the computer are two switches and a connector. One switch is for selecting the use of either the built-in direct-connect modem or an optional acoustic coupler modem. The second switch is for selecting the modem's mode of operation. You can select an originate or answer mode.

You can choose an acoustic coupler for use with hard-wired telephones, too. This is a good idea because many public and hotel telephones do not provide modular jacks for the direct-connect modem.

The connector is really interesting; it is a "D" connector for a Bar Code Reader (more about this later). The power on/off switch is located on the right side of the computer, next to the connector for the external power supply. The control for the LCD is also located on this panel.

If you turn the computer upside down, you will see some compartment doors and a recessed switch. One compartment door is for the AAA alkaline operational batteries. Four are used, and they automatically power the computer when the external power supply is not used. Inside the computer there are NiCd batteries that keep the memory energized when the computer is off. They are recharged from either the external power supply when it is

The SINCLAIR TIMEX SINCLAIR Library

FROM CREATIVE COMPUTING PRESS



NEW!

The Best of Sync

Edited by Paul Grosjean

This new book is a must for all Sinclair and Timex Sinclair 1000 owners! Taken from the first six issues of *Sync* magazine, *The Best of Sync* covers: Games, Math and Math Graphics, Software Programming Techniques,

Translation, Graphics, Machine Language, Hardware, Resources, Reviews, Glossary—and more! Get more from your computer with these hard-to-find programs, procedures and techniques—get *The Best of Sync!*

8½" x 11", Softbound, #6M \$9.95 (\$2.00)

The ZX81 Companion

By Bob Maunder



The ZX81 Companion follows the same format as the very popular *ZX80 Companion*, and assists the ZX81 or Timex Sinclair 1000 user in four applications areas: graphics, information retrieval, education and games. This practical guide contains scores of fully documented short routines plus complete programs and a disassembled listing of the ZX81 ROM Monitor. "Thoughtfully written, detailed, and illustrated with meaningful programs."—MUSE
5½" x 8", Softbound, #17P \$9.95 (\$2.00)

Getting Acquainted With Your ZX81

By Tim Hartnell

Getting Acquainted With Your **ZX81**
Third Edition
More than 80 Programs!




This informative volume for the new ZX81 or Timex Sinclair 1000 user contains more than 80 programs to help the reader get the most from his Sinclair computer. Game programs include Checkers, Alien Imploders, Blastermind, Moon Lander, Break-out, Star Burst and Derby Day. The book also shows programs for cascading sine waves, plotting graphs and tables, data sorting, equation solving, plus the use of PLOT, SCROLL, PRINT, TAB, PEEK, POKE and much more!

5½" x 8", Softbound, #15Y \$9.95 (\$2.00)

The Gateway Guide to the ZX81 and ZX80

By Mark Charlton



The Gateway Guide is a practical programming manual for the beginner that furnishes over 70 fully documented programs. The majority of the programs have been written for easy conversion from machine to machine (ZX81 or Timex Sinclair 1000, 4K ZX80 or 1K ZX80). *The Gateway Guide* describes each function and statement, illustrates it with a demonstration routine or program, and combines it with previously discussed material to help you understand your computer.

5½" x 8", Softbound, #160 \$9.95 (\$2.00)

Computers for Kids (Sinclair Edition)

By Sally Larsen

This new edition of *Computers for Kids* is written specifically to introduce children aged 8 to 13 to the ZX81 or Timex Sinclair 1000. The book requires no previous knowledge of algebra, variables or computers, and it enables a youngster to program a Sinclair in less than an hour. There's also a section for parents and teachers. "*Computers for Kids* is the best material available for introducing students to their new computer."—Donald T. Piele, Professor of Mathematics, University of Wisconsin-Parkside.

11" x 8½", Softbound, #12S \$4.95 (\$1.00)



CREATIVE COMPUTING PRESS

Dept. NC9F, 39 East Hanover Avenue, Morris Plains, NJ 07950

Please send books listed below:

Book No.	Qty.	Title	Price Each	(P&H) Each	Total Price

CA, NJ and NY State residents add applicable sales tax

Postage and handling charges appear in parentheses () next to price of book.

TOTAL AMOUNT

PAYMENT ENCLOSED \$ _____ Outside USA add \$3.00 per order.

CHARGE MY: (Charge and phone orders \$10 minimum.)
 American Express MasterCard Visa

Card No. _____ Exp. Date _____

Signature _____

Mr./Mrs./Ms. _____ (please print full name)

Address _____ Apt. _____

City/State/Zip _____

Send me a FREE *Creative Computing* Catalog.

For Faster Service, PHONE TOLL FREE: 800-631-8112

(In NJ only: 201-540-0445)

Also available at your local bookstore or computer store.

plugged in or the AAA batteries when the unit is operating on battery power. The recessed switch is for de-energizing the NiCd's when the computer is to be stored. If set to the OFF position, the memory is shut down and it forgets everything!

There is a low-battery indicator lamp on the front panel to warn you when the AAA batteries need to be changed. If the computer runs on batteries one hour a day, the AAA cells can be expected to last about 20 days. If used about 4 hours per day on battery power, they will only last 5 days.

The other compartment contains a ROM socket to install additional ROM-based programs. There is also a socket in this compartment to extend the 40-pin bus of the computer. This may be connected to an extension box through a special cable. None of the Radio Shack people would tell me what the expansion unit would contain, but some of the possibilities include more memory, video interface, and disk drives.

The mere idea of the expansion capabilities of this unit is tremendous. Suppose you have a box on your desk with a set of disk drives and additional memory. It is connected to a cable that plugs into your Model 100, which sits in front of you ready to use as a word

processor/computer. When you leave, you unplug the cable and slip the Model 100 into its case to take with you.

When you return, you upload the data stored in the CMOS memory files to your disk drives or print out hard copy. The expansion unit could also be connected to a video interface for viewing complete pages or electronic spreadsheets. If you own another TRS-80, you can do this type of thing with your Model 100 without having an expansion box by using connecting cables.

Operation. Having been checked out on the controls, indicators, connectors and special features, I was ready to turn on the Mod 100 and experience its operation. Seated at a desk, I reached over and turned on the power. The LCD display came on with a menu screen. On the top line were the date, time, and source of the software: Feb. 03, 1983 Tues 01:23:35 (Microsoft)

The second line (and part of the third) listed the names of the built-in application programs: BASIC, TEXT, TELECOM, ADDRSS, SCHEDL.

Next are four columns listing the programs stored in the memory. There are four lines of either four or five spaces for listings—a total of 24 spaces in the menu for listing files, including the standard built-in ones.

The bottom line of the menu allows you to select a text file or program by entering its name alongside the prompt "SELECT:". It also gives you the amount of memory (in bytes) that is free for your use.

The cursor is a shaded area placed on the character position. To move the cursor, one of the movement arrow keys is pressed. To select a main menu option, the cursor is placed over the name of the menu option and the ENTER key is pressed.

I spent a day working with the Model 100 and became rather proficient in its operation. First I set the time-of-day and the calendar date. Once set, this remains unless the NiCd battery switch on the bottom is turned off. Every time you turn on the computer you will find that the time and date are current.

I used the built-in Text program which is both a word processor and a text editor for creating files for Schedl, Addrss and Telecom. To make it easy to use, the function keys F1 through F8 have single key definitions in the program. If the LABEL key is pressed, the functions are shown on the bottom line of the display. When the text is typed in, the system will continue the lines on the next line after 40 characters have been entered (automatic wrap around). It is in effect unless the ENTER key is hit where a paragraph break is wanted.




Photo of the inside of the Radio Shack Model 100 shows how compactly and economically the parts are laid out and wired.

The fact that the display is 40 columns wide has no effect when printing, since a print width from 1 to 132 columns can be selected. The Text program has all the features usually found in a large word-processing program, including global search and replace, block move, and CUT, PASTE, and COPY (all single-key functions). The completed text files can be saved to a cassette tape or in memory as long as desired. They can also be dumped to a TRS-80 disk system.

After being amazed at the built-in Text program, I brought up the Schedl program. This keeps track of dates and times for appointments or events. It also locates them in the file and keeps records of such things as expense accounts.

To use the program, a file is first created using Text. This file is titled NOTE.DO and it is added to by extending the schedules and kept current by removing old items. The function keys have single-key functions in this program. F1 finds an entry, F5 lists it on the printer, and F8 exits the program.

Having mastered the Schedl program, I next tackled the Addrss program. In a short time, I had completed the sample sessions in the manual and was selecting and retrieving names and addresses. Great program! I've used many similar ones on larger computers and I must say that this one is as good (especially considering that it is truly portable with no external software required).

I was getting very excited about this little computer as I tried the Telecom program. This has two modes as previously mentioned. In the Entry mode, a telephone number is automatically dialed for either normal conversation (you pick up the phone) or computer-to-computer communications. The second mode is the Terminal mode, in which the Model 100 communicates with another computer or network system. When the Telecom program is started, it is automatically in the Entry mode. This is a "stand alone" feature, with the Model 100 being used as an automatic dialer.

This feature is only available when a special Model 100 Modem Cable (RS 26-1410) is used. The Terminal mode is for interactive communications. It can be used to automatically call up a network system and log on to the system, with the Model 100 supplying your ID# and password. Acoustic cups are optional for use with hard-wired telephones and a Null Modem is optional for use in computer-to-computer communications. They've thought of everything!

I set up my CompuServe ID# and password and in a very short time I was on the network. Now, I have used the Panasonic Link, the IXO, and the Epson HX-20 for working the network. I frankly do not especially care for any of them for this use. However, I would gladly settle for the Model 100 as my only networking computer.

I do not have to say much about the omnipresent Microsoft BASIC, except that it is there in ROM and it works like any TRS-80 BASIC (except for disk commands). It can be saved to a cassette or a RAM file.

Conclusions. They had a hard time prying my fingers loose from the Model 100. I really didn't want to let it go! I don't often get this high on a computer anymore—with good reason, I think. I work with at least one new one each month and, usually, some plug-in feature or an important piece of software has not yet caught up with the basic machine. With the new Radio Shack Model 100, I had no preconceived notions about what it could or could not do. I was certainly impressed by its immediate usefulness.

It can do all of the things that one of the new integrated systems on much larger machines can do. When it gets its expansion interface and disk upgrade, this small machine will be an even more powerful system than it is—which is saying a lot.

Clearly, Radio Shack has not been sitting on its hands. This fact will be further emphasized next month when I will be permitted to disclose information about the other new computer revealed to me during my whirlwind trip.

—Stan Veit

NEW! 28" MICROWAVE ANTENNA

24 HOURS A DAY OF SPECIAL T.V. PROGRAMS 90 MILE RECEIVER*

- Built to Commercial Standards.
 - Easy Installation.
- PMR 28 is the most powerful television-microwave receiver in the industry today!



6 MO. Warranty
2.1 to 2.6 GHz
High gain of 62db
Includes—
60 ft. of coaxial cable, adapters, power supply tuner, and instructions.

In a few short minutes, you could be receiving the best entertainment on television today.

All for only **\$199.00**
(Reg. \$369.00)

California residents only add 6% sales tax.
All units returned for refund that are not defective are subject to a 15% restocking charge.
* With additional \$39.95 Booster

Call Toll-FREE to order (24 hours)
800-854-0561 (x869)

In California, call **800-432-7257 (x869)**
(For Authorized T.V. Reception Only)

For detailed information and dealer inquiries

213-768-5059

MC/Visa/Checks/Money Orders

CARTERS T.V. ACCESSORIES
P O BOX 3256 B
Covina, CA 91722



CIRCLE NO. 77 ON FREE INFORMATION CARD

CABLE TV

**CONVERTERS
DESCRAMBLERS**

**Largest Selection
of Equipment Available**
\$ Buy Warehouse Direct & Save \$



**36 channel
converter
\$4595**

**36 channel
wired remote
converter
only
\$8895**



*Send \$2 for complete catalog
of converters and unscramblers*

Quantity Discounts • Visa • Master Charge
Add 5% shipping—Mich. residents add 4% sales tax

C&D Electronics, Inc.
P.O. Box 21, Jenison, MI 49428
(616) 669-2440

PULSE DURATION COUNTER

Measures positive- or negative-going pulses independent of repetition rate

By Roy Hartkopf

FREQUENCY counters are ideal for measuring the *number* of pulses per unit of time contained in a given signal. However, there are occasions when the *duration* of a pulse must be measured—something a standard frequency counter can't do.

Timers often require that a pulse be of fairly precise duration, with the duration independent of the repetition rate. If, in fact, the pulse in question is triggered on when some other event takes place, the repetition rate may appear to be random. For reasonable repetition rates and reasonably narrow pulses, an oscilloscope can be used. Random timing and long pulse duration require the use of an expensive storage scope.

The low-cost Pulse Duration Counter described in this article will measure pulse *duration* from microseconds to seconds accurately to three digits. It can measure either positive- or negative-going pulses and is completely independent of the repetition rate of the pulses.

In essence, an incoming pulse opens a gate that allows a crystal-controlled frequency to be incre-

mented on a counter and displayed on three 7-segment LED displays. When the pulse stops, the gate closes and the count remains on the readout until it is reset.

Circuit Operation. As shown in Fig. 1, the pulse to be measured is applied via *J1* to *Q1* with diodes *D1* and *D2* in conjunction with *R1* limiting the signal swing. Because of this protection, the circuit will accept signals with maximum amplitude of 50 volts. The trigger level is dependent on the *Q1* gain, and is typically about 2.5 volts. The output of *Q1* is applied to the combination of *IC1C*, *IC1D*, *R3* and *D3*, which form a Schmitt-like trigger circuit to produce a clean negative- and positive-going pulse selected by *S2*. The selected pulse drives flip-flops *IC3A* and *IC3B* via gate *IC2B*.

The Q outputs of *IC3A* and *IC3B*, along with the pulse selected by *S2* and the crystal-controlled time base signal, are used as the four inputs to *IC2A*. Each time the output of *IC2A* (pin 6) goes high, it increments the count in the three-digit counter formed by *DIS1*, *DIS2*, and *DIS3*. These particular devices include a

...DURATION COUNTER

counter, decoder, driver, and seven-segment display all in one package. The first two input pulses from *J1* set up the correct flip-flop conditions to gate *IC2A*, while the third

PARTS LIST

C1—100-pF disc capacitor
 C2—3-30-pF trimmer capacitor
 C3—0.001- μ F disc capacitor
 C4 through C7—0.1- μ F disc capacitor
 C8—220- μ F, 10-V electrolytic
 DIS1 through DIS3—TIL307 numeric display
 D1 through D4—1N914
 IC1, IC4—7400 quad 2-input NAND
 IC2—7420 dual 4-input NAND
 IC3—7473 dual JK flip-flop
 IC5 through IC8—7490 decade counter
 J1—RCA phono connector
 Q1, Q2—2N3565 transistor
 R1, R6, R7—10-kilohm resistor
 R2—1.8-kilohm resistor
 R3—680-ohm resistor
 R4, R5—470-ohm resistor
 S1—Spdt press switch
 S2—Spdt toggle or slide switch
 S3—Single-pole, 4-position rotary switch
 Misc.—Suitable enclosure; 5-V, 1-A power supply; press-on type; etc.

input pulse is the one that is measured.

The time base consists of a 10-MHz crystal-controlled oscillator formed by *IC1A* and *IC1B* and their associated components. This oscillator drives a series of decade counters formed by *IC5* through *IC8* to deliver pulses at 1 and 10 microseconds, and 0.1 and 1 millisecond, selectable via *S3*. The selected clock signal is fed to *IC2A*.

Thus as long as *IC2A* is properly driven, the readouts will continue to increment for the duration of the pulse present at input connector, *J1*. When the input pulse ends, *IC2A* is disabled, the count to the display stops, and they remain in their last state until the RESET pushbutton is depressed. The duration of the input pulse can be read off the displays as microseconds or milliseconds as indicated by *S3*.

The latches formed by *IC4A*, *IC4B*, and the RESET pushbutton (*S1*), along with *IC4C*, *IC4D* and *Q2*, are used to reset the flip-flops and the displays. The circuit is arranged so that contact bounce will not produce false signals.

The power supply (not shown) can be any type that provides 5 volts at about 1 ampere.

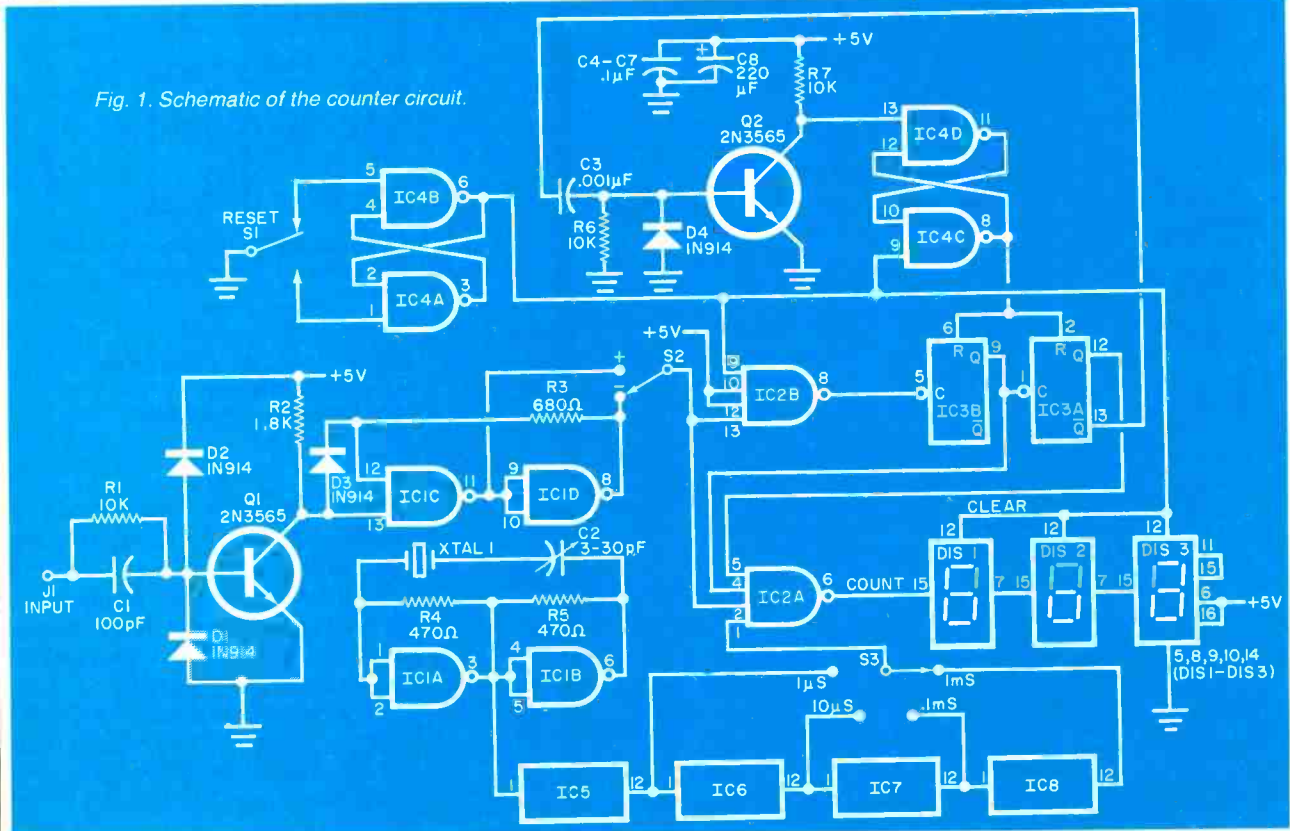
Construction. The circuit can be assembled using point-to-point wiring or a pc board. For the latter, use the pattern shown in Fig. 2. The display foil pattern is shown in Fig. 3. The component layout for both boards is shown in Fig. 4.

If desired, the three displays (*DIS1* through *DIS3*) can be replaced by any decade counter/latch/driver/7-segment display combination.

Once the circuit has been built, it can be mounted, along with a power supply, in any suitable enclosure. The front panel should have a cut-out large enough to accommodate the three LED displays, the polarity switch, and the time switch.

Operation. Set polarity switch *S2* for either “-” or “+,” depending on the polarity of the pulse to be measured. Set the time range switch, *S3*, to some convenient value, and apply the pulse whose width is to be measured to connector *J1*.

Fig. 1. Schematic of the counter circuit.



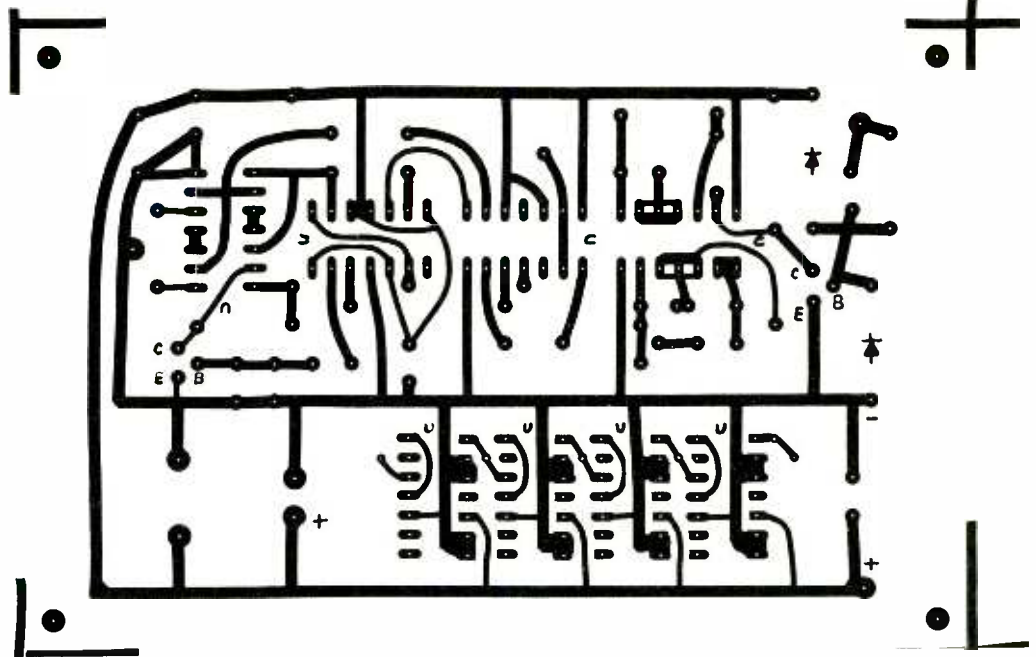


Fig. 2. Foil pattern for a pc board is shown above.

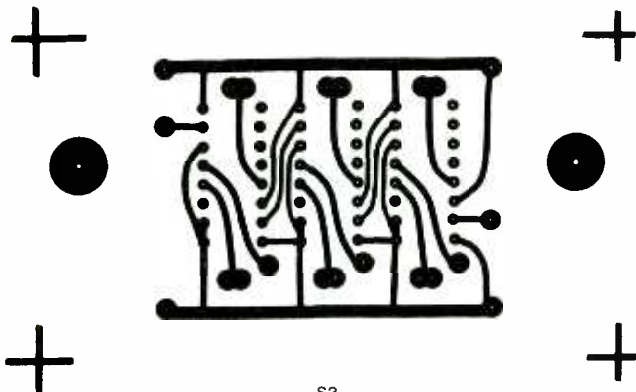


Fig. 3. Foil pattern at left is for display board.

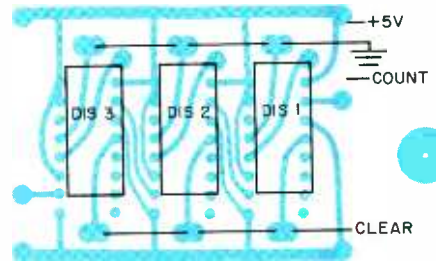
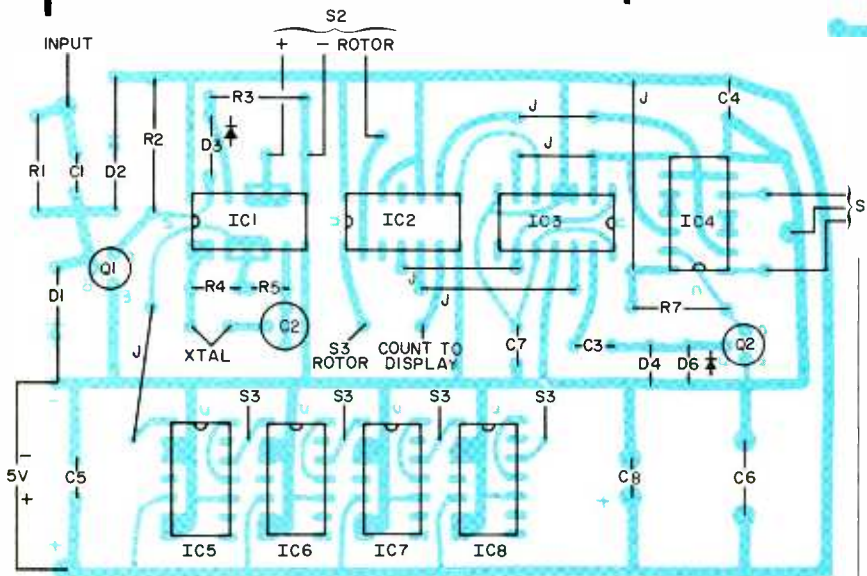


Fig. 4. Component layout for the display board (above) and the main counter pc board (left).



Once a display is shown, it will remain visible until the RESET push-button is depressed. Reset the time range switch until the display indicates within its range. Keep in mind that it is the third input pulse whose width is being measured.

It is possible to measure pulse durations to six digits by using a higher range on S3 and shifting the most significant digits to the left of the display. ◇

SUPER HOLD: A TELEPHONE PERIPHERAL

*Allows a hold function on any touch-tone phone
and has provisions for music during the hold*


By Thomas E. Black

IF YOU want to add a "hold" feature to your touch-tone phone, it means adding circuitry, or disassembling and modifying an existing phone. Most telephone companies object to this.

The Super Hold described here requires no modification of the telephone, can be connected anywhere on the telephone line, and can even be used to provide music to the person on hold. (As good as Super Hold is,

some telephone companies may require special compliance rulings for such a change, so be sure to check local ordinances with the telephone company before connecting anything to the telephone line.)

Super Hold is essentially a dual-tone decoder that monitors the telephone line and responds to the two frequencies that form the "*" signal (941 and 1209 Hz). Although it is necessary to use a touch-tone



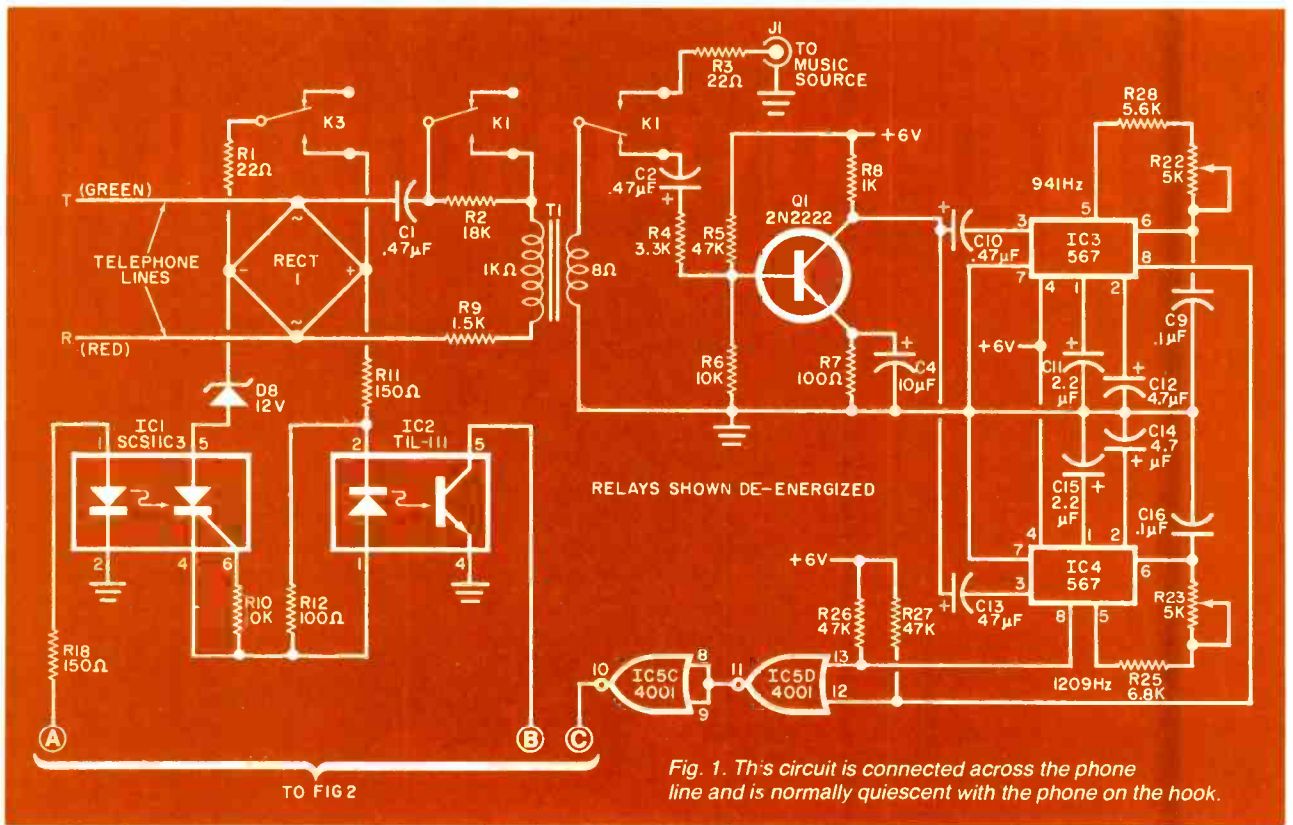


Fig. 1. This circuit is connected across the phone line and is normally quiescent with the phone on the hook.

phone to place a caller on hold, any type of phone can be used to return to the caller and remove the hold condition. Power is supplied by a conventional line-operated supply.

With Super Hold installed, to place someone on hold, simply depress the * pushbutton, then hang up immediately (within five seconds). To return to the holding party, just pick up any phone connected to the same circuit. The complete schematic is shown in Figs. 1 and 2.

Circuit Operation. Super Hold is wired in parallel with the telephone line via the connections marked "T" and "R" shown in Fig. 1. In the non-hold (illustrated) condition, relays K1, K2, and K3 are de-energized and the SCR in IC1 is nonconducting.

In this mode, no dc current flows through the circuit, so the line behaves as if Super Hold does not exist. With the telephone "on hook," the phone line has 48 volts dc provided by the telephone company's local office. When a phone is taken "off hook," this potential drops to

something less than 12 volts, but more than 4 volts. At this lower voltage, 12-volt zener diode D8 does not conduct. Therefore there is still no current path to Super Hold and the circuit is still "invisible." However, capacitor C1 provides enough ac coupling to pass all the audio from the telephone line to the primary of transformer T1. The contacts of de-energized relay K1 provide an audio path from the secondary of T1 to amplifier Q1, whose output is sufficient to drive parallel-connected tone decoders IC3 and IC4.

These two tone decoders are preset to respond to the frequencies associated with the two tones (941 Hz and 1209 Hz) generated when the * button is pushed, IC3 responds to 941 Hz, while IC4 responds to 1209 Hz. When these two tones (and only these two tones) are present at the inputs of the decoders, each output (pin 8) goes low. NOR gate IC5D has its two inputs pulled high via R26 and R27. Thus, its output at pin 11 will be low.

When the two inputs (from the

two tone decoders) go low at the same time, the output of IC5D goes high. After inversion by IC5C, the resulting low is applied to the trigger input (pin 2) of timer IC6, as shown in Fig 2. Upon receipt of the input trigger, pin 3 of IC6 goes high and remains high for the five-second interval determined by R20 and C8. The high on pin 3 performs two simultaneous functions—it drives Q4 to energize relay K3 and it enables IC1.

When relay K3 is activated, low-value resistor R1 is placed across the phone line through RECT1. This action greatly reduces the touch-tone level to prevent it from annoying a listener. At the same time, the high at IC6 pin 3 is applied to the anode of the LED within IC1 (Fig. 1), causing it to glow. The photosensitive SCR within IC1 does not latch since there is not enough voltage across the line to cause zener diode D8 to conduct. To make this zener conduct, the handset must be hung up, and five-second timer IC6 allowed to time out. When the phone is hung up, R1 is still across

INTRODUCING the world's first, affordable teaching robot...

HERO¹ the most sophisticated microprocessor-controlled device since the microcomputer.

HERO 1 is a completely self-contained, electro-mechanical robot capable of interacting with its environment. Controlled by an on-board, programmable computer, it has electronic sensors to detect light, sound, motion and obstruction in its path.


Capable of seven axes of mo-

tion, the robot can be programmed to pick up small objects with its arm. It will also speak in complete sentences, using its voice synthesizer.

Remarkable though the robot is, its companion Robotics Education Course is an even more significant "first." It provides

a thorough understanding of robot technologies, including robotics programming. Course features self-test unit reviews, experiments and final exam.

Designed to be used with HERO 1, this 1200 page course is the most complete introduction to robotics available today.



HERO 1 is a computer on wheels.

HERO 1 uses a 6808 microprocessor that controls 13 functions and sense boards. Its on-board processor can take it through complex maneuvers. The programming process is straightforward with provision for step-by-step debugging, enhancement and other corrections.

HERO 1 senses include: sound detection (frequency range 200-3000 Hz); light detection; ultrasonic ranging; ultrasonic motion detection; speech synthesis; and real time, four year calendar clock.

A completely mobile platform robot HERO 1's motion abilities permit head rotation and arm rotation of 350°, shoulder rotation of 150°, arm extension of 5 inches, wrist pivot of 180° and wrist rotation of 35°. Gripper will open to a maximum of 3½ inches and rotate 90° at extreme extension. Payload capacity of arm is 8 oz. at maximum extension and 16 oz. at normal.

The remarkable HERO 1 robot is in production now, ready for you. Buy assembled or build it from a kit. Kit price is \$1500 and the assembled robot is \$2500, FOB Benton Harbor, or through your nearest Heathkit Electronic Center.

For full information on HERO 1 call 800-253-0570 toll-free. (In Alaska, Hawaii and Michigan, call 616-982-3411.) We'll give you the address of the nearest Heathkit Electronic Center and send you a booklet that gives details about the robot, the content of this course, and other information.

Please send details on the HERO 1 robot and robotics course.

Mail to: Heath Company, Dept. 010-028
Benton Harbor, MI 49022

Name _____

Address _____

City _____


State _____ Zip _____

Heathkit / Zenith Educational Systems is a division of Heath Company.
Benton Harbor, Michigan 49022. RO-100A

Heathkit
Heathkit/Zenith
Educational Systems

Board Meeting

A comprehensive range of
printed circuit boards are available from stock.



3465 Conner Street, Bronx, New York, 10475, U.S.A.
Telex 126 091 OK NYK, Telex 32395 OK NY UK
Phone (212) 994-6600

OK
Industries
Inc.



CIRCLE NO. 36 ON FREE INFORMATION CARD

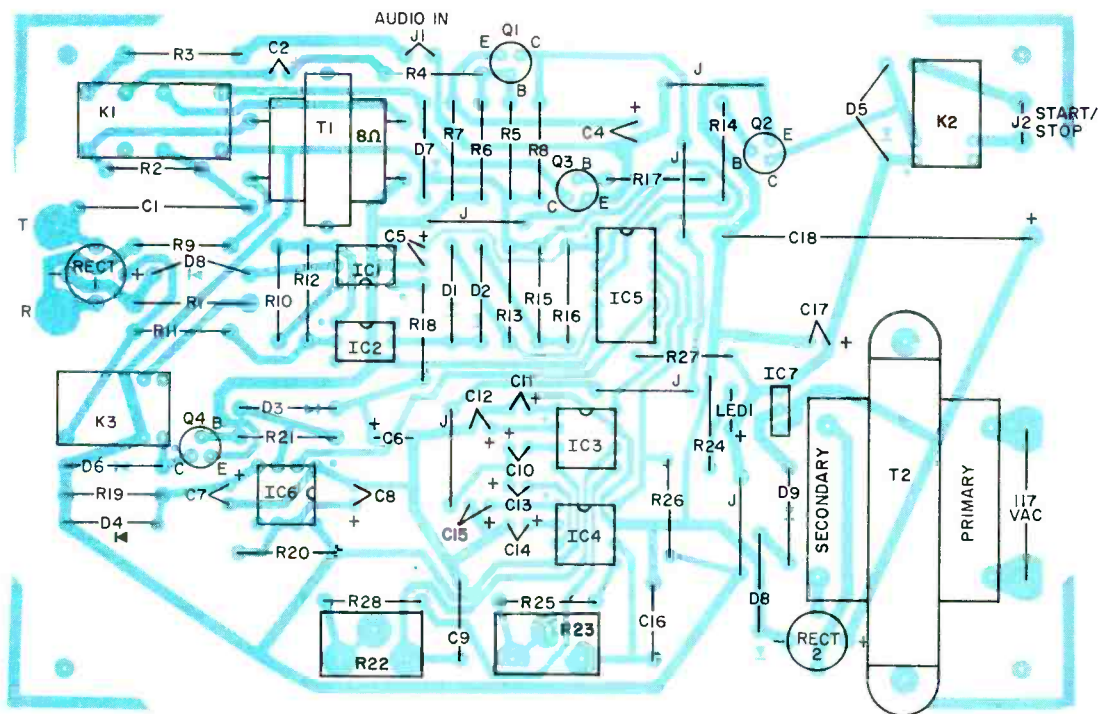
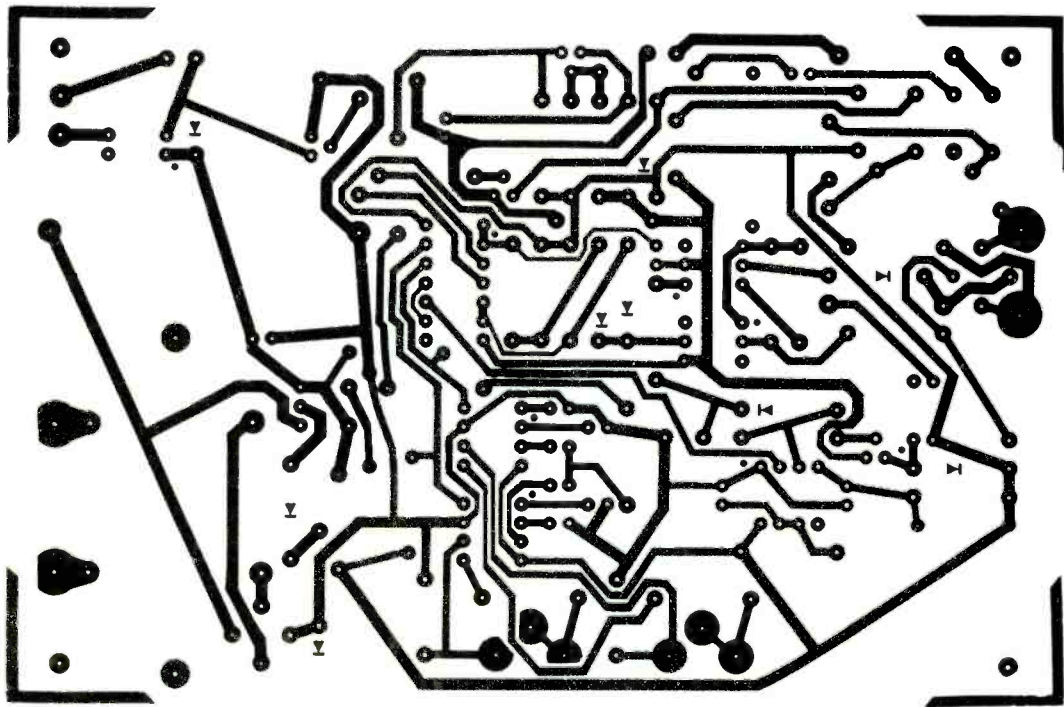


Fig. 3. Same-size foil pattern (top) and component layout for a printed circuit board for the Super Hold.

...SUPER HOLD

source is applied to *T1* via *R3*, while other contacts of *K1* short resistor *R2* to prevent attenuation of the music.

To exit the hold condition requires that the SCR within *IC1* have its current interrupted. This can be accomplished in two ways. When the handset is picked off the cradle, the reduced line voltage causes *D8* to stop conducting. This will unlatch the *IC1* SCR and remove power from the LED within *IC2*. Thus, the outputs of gates *IC5A* and *IC5B* go low, de-energizing *K1* and *K2*.

The other source of hold termination may not occur in all telephone districts. If available, the telephone company provides a momentary current interruption to the line when the holding party hangs up. This momentary interruption will reset the *IC1-IC2* loop. In some instances, the current interruption may not occur until a minute or so after hangup or may not occur at all. In any case, picking up the telephone handset will always reset the hold condition.

Construction. Although any form of construction can be used, a pc board using the foil pattern of Fig. 3 is recommended.

Using sockets for all ICs, install all components except *R1* (which will be installed after calibration). Use a heat sink on regulator *IC7*, and mount the fuseholder, jacks *J1* and *J2*, and power transformer *T2* in a suitable enclosure. Mount *LED1* in a grommetted hole, and provide grommetted holes for the power cord and telephone cable.

After temporarily mounting the board (remember that *R1* is missing), turn on the power and note that 6 to 7 volts dc exists across filter capacitor *C17*. Diodes *D6* and *D7* are used to modify the output of the 5-volt regulator to provide about 6 volts.

Calibration. The easiest way to calibrate *IC3* and *IC4* is to use a frequency counter. Connect the high-

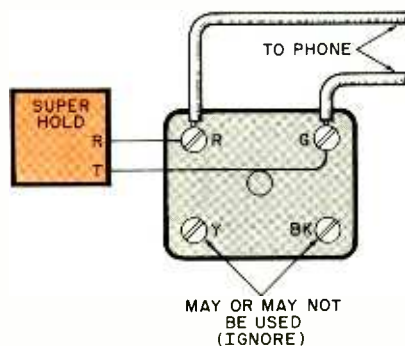


Fig. 4. Use this simple connection while calibrating the Super Hold circuit.

impedance probe to *IC3* pin 6 and adjust *R22* for 941 ± 10 Hz. Move the probe to *IC4* pin 6 and adjust *R23* for an indication of 1209 ± 10 Hz.

The other approach is to connect the Super Hold to the telephone line as shown in Fig. 4, call a friend on the phone and have him remain silent during the following calibration procedure.

Connect the positive lead of a dc voltmeter to *IC5* pin 13 and the negative lead to ground. The meter should indicate about 6 volts dc. Depress the * button on your phone and adjust *R23* until the meter indi-

cation drops to about 0.5 volt. Release the * key and note that the voltage increases. Depress the 7 key and note the voltage drop to about 0.5 volt. If not observed, return to the * key and adjust *R23* for a 0.5-volt indication. Depressing the 7 key should cause a drop from 6 to about 0.5 volt dc. This calibrates *IC4*, the 1209-Hz tone decoder.

To adjust *IC3*, the 941-Hz decoder, place the voltmeter positive lead at *IC5* pin 12, depress the * key, and note the voltage drop to about 0.5 V. Release the * key and depress the # key. The meter indication should drop to 0.5 V.

If not, depress the * key and adjust *R22* for a meter indication of about 0.5 V. Depressing the # key should also produce the voltage drop. This calibrates *IC3*, the 941-Hz tone decoder.

Connect the voltmeter to *IC5* pin 10 and note about 6 volts dc on this pin. Depress the * key and note that the voltage drops to about 0.5 V. No other key should produce this effect. If any does, then both *IC3* and *IC4* must be re-calibrated.

Terminate the phone call, remove all test equipment, and disconnect the power. Install *R1* in the circuit. Then connect the Super Hold back to the telephone line and turn on the power. Lift up the phone, depress the * key, and hang up the handset. Relay *K3* should have energized as soon as the * key was depressed. After about five seconds, *K3* should drop out and *K2* (if installed) should be energized. A couple of seconds later, *K1* will also be energized. Picking up the telephone handset should cause relays *K1* and *K2* to be de-energized.

When all works well, install the board in a suitable enclosure, connect *J2* to the tape-deck power on/off, and connect the audio output of the tape deck to *J1*.

Phone a friend, depress the * key to put him on hold, replace the phone in its cradle, and let him listen to the music for a few moments to check the volume. If necessary, re-adjust the volume. If desired, the tape deck components (*Q2* and its associated components) can be left off the circuit and a conventional line-powered radio used as the music source for *J1*. ♦





Photo showing layout of the printed circuit board in the author's prototype.

FRANKLIN



Call on FRANKLIN Computers. Disk Drives, Software and System Specials.

MICRO-SCI DISK DRIVES FOR APPLE & FRANKLIN

A2.....	\$269.00
A40.....	\$349.00
A70.....	\$459.00
C2 Controller.....	\$79.00
C47 Controller.....	\$89.00

RANA DISK DRIVES

Call for price and availability on the new Rana Disk Drives for the Apple and Franklin Computer Systems.

VISICORP

for Apple, IBM & Franklin

Visidex.....	\$189.00
Visifile.....	\$189.00
Visiplot.....	\$159.00
Visiterm.....	\$89.00
Visitrend/Plot.....	\$229.00
VisiSchedule.....	\$229.00
Desktop Plan.....	\$189.00
Visicalc(AppleII+, CBM, IBM).....	\$179.00

Visicorp prices for IBM may vary slightly.

CONTINENTAL

The Tax Advantage (AP/AT).....	\$45.00
The Home Accountant (AP/AT).....	\$59.00
1st Class Mail/Form Letter(AP).....	\$79.00
The Book of Atari.....	\$14.95
The Book of Apple.....	\$14.95
The Book of Apple Graphics.....	\$14.95

FLOPPY DISKS

MAXELL

MD I (Box of 10).....	\$32.00
MD II (Box of 10).....	\$44.00
FD I (8").....	\$40.00
FD II (8" DD).....	\$50.00

VERBATUM

5 1/4" SS DD.....	\$26.00
5 1/4" DS DD.....	\$36.00

ELEPHANT

5 1/4" SS SD.....	\$19.99
5 1/4" SS DD.....	\$24.99
5 1/4" DS DD.....	\$29.99

HEAD

Disk Head Cleaner.....	\$14.95
------------------------	---------

MODEMS HAYES

Smart.....	\$229.00
Smart 1200 (1200 Baud).....	\$549.00
Chronograph.....	\$199.00
Micromodem 100.....	\$309.00
Micromodem II.....	\$279.00
Micromodem II (with term).....	\$299.00

NOVATION

J-Cat.....	\$119.00
Cat.....	\$144.00
D-Cat.....	\$159.00
103 Smart Cat.....	\$189.00
Apple Cat II.....	\$279.00
103/212 Smart Cat.....	\$439.00
212 Apple Cat II.....	\$609.00
Apple Cat II 212 Upgrade.....	\$309.00

ANCHOR

Mark I (RS-232).....	\$79.00
Mark II (Atari).....	\$79.00
Mark III (TI-99).....	\$109.00
Mark IV (CBM/PET).....	\$125.00
Mark V (OSBORNE).....	\$95.00
Mark VI (IBM-PC).....	\$179.00
Mark VII (Auto Answer Call).....	\$119.00
TRS -80 Color Computer.....	\$99.00
9 Volt Power Supply.....	\$9.00

MONITORS

AMDEK

300G.....	\$159.00
300A.....	\$169.00
310G.....	\$179.00
310A.....	\$179.00
Color I.....	\$299.00
Color II.....	\$599.00
Color II A.....	\$799.00
Color III.....	\$349.00
Color IV.....	CALL

BMC

12AU 05512" Green.....	\$79.99
1401 13" Color (Mid Res.).....	\$369.00
9191U 13" Composit.....	\$329.00

ZENITH

ZVM 121.....	\$99.00
ZT-1 Terminal.....	\$369.00

SHARP

13" Color TV.....	\$269.00
19" Color TV.....	\$339.00

TAXAN

RGB1 (Hi-Res).....	\$299.00
RGB2.....	\$499.00
12 N Green.....	\$119.00
12 A Amber.....	\$125.00

TIMEX SINCLAIR 1000

\$64.95



No risk, no deposit on C.O.D. orders. Pre-paid orders receive free shipping within the UPS Continental United States, with no waiting period for certified checks or money orders. Add 3% (minimum \$3.00) shipping and handling on all C.O.D. orders and credit card orders. Larger shipments may require additional charges. NV and PA residents add sales tax. All items subject to availability and price change. **NOTE:** We stock manufacturer's and third party software for most all computers on the market. Call today for our new catalog.

48K
800
\$489



ATARI 400

16K.....	\$199
32K.....	\$274*
48K.....	\$299*
64K.....	\$359*

*Non-Atari Ram

1010 Program Recorder.....	\$74.00
1020 40 Col. Color Printer/Plotter.....	\$269.00
1050 DD Disk Drive.....	CALL
1025 80 Col. Printer.....	\$469.00
830 Acoustic Modem.....	\$159.00
850 Interface Module.....	\$169.00
CX40 Pr. Joysticks.....	\$16.00
CX418 Home Manager Kit.....	\$69.00
CX419 Bookkeeper Kit.....	\$195.00
CX482 Educator Kit.....	\$129.00
CX483 Programmer Kit.....	\$54.00
CX488 Communicator Kit.....	\$229.00
CX7101 Entertainer Kit.....	\$69.00



SHARP \$169.

PC-1500
POCKET COMPUTER

PC 1250.....	\$89.00
CE 150 Printer, Plotter and Cassette Interface Unit.....	\$172.00
CE 152 Cassette Recorder.....	\$62.00
CE 155 8K Ram Expansion Module.....	\$94.00
CE 125 Printer/Micro Cassette.....	\$129.00

HEWLETT PACKARD



41CV

\$209

HP 75.... \$749.00

HP 41C (free memory module).....	\$149.00
HP 10C.....	\$59.00
HP 11C.....	\$72.00
HP 12C.....	\$99.00
HP 15C.....	\$99.00
HP 16C.....	\$99.00



810 Disk Drive..... \$429.00

Call for Price and
Availability of the NEW
64K ATARI 1200
AND 16K 600

PERCOM

DISK DRIVES FOR ATARI

AT 88-S1.....	\$399.00
AT 88-A1.....	\$299.00
AT 88-S2.....	\$649.00
RFD 40-S1.....	\$549.00
RFD 40-A1.....	\$349.00
RFD 40-S2.....	\$889.00
RFD 44-S1.....	\$679.00
RFD 44-S2.....	\$999.00

commodore

VIC 20
\$149



VIC 64
\$399.

Motor Mouse.....	\$23.00
Centpede.....	\$23.00
Frogge (VIC).....	\$23.00
Frogge (64).....	\$23.00
VIC 1520 Color Printer/Plotter.....	\$169.00
VIC 1525 80 Col. Printer.....	\$339.00
VIC 1530 Datasette.....	\$69.00
VIC 1541 Single Disk Drive.....	\$339.00
VIC 1600 VicModem.....	\$95.00
VIC 1610 VIC Term 40.....	\$49.00
VIC 1650 AD/AA Modem.....	\$159.00
VIC 1311 Joystick (each).....	\$6.99
VIC 1312 Paddles.....	\$11.99
VIC 1110 8K.....	\$42.00
VIC 1111 16K.....	\$69.00
VIC 1011 RS232 Interface.....	\$42.00
VIC 1211 Super Expander.....	\$53.00
VIC 1701 14" Color Monitor.....	\$339.00

east computer mail order west

800-233-8950

IN PA. CALL (717)327-9575

477 E. THIRD ST., WILLIAMSPORT, PA 17701

800-648-3311

IN NV. CALL (702) 888-5854

P.O. BOX 8689 STATELINE, NV. 89449

COMPUTER-AIDED LOGIC DESIGN

How two important CAD programs can be used for digital circuit design on personal microcomputers

By Charles Rubenstein


COMPUTER aided design (CAD) programs have been used by electronic engineers for years. Until recently, though, these programs were available only for mainframe and minicomputers at a cost of tens of thousands of dollars. Nowadays, CAD programs for both digital and analog circuits are available for popular microcomputers at a cost of just a few hundred dollars. In this article, we'll discuss and

evaluate CAD programs for digital circuit design.

What's a CAD System? In general, a CAD system consists of a graphics terminal, light pen or digitizing tablet, printer and plotter connected to a mainframe or minicomputer under the control of a CAD program. The program accepts inputs that affect circuit parameters such as type or value of a

component, etc. These inputs and subsequent changes and modifications are simultaneously analyzed and evaluated for optimal performance, and the revised circuit or output is displayed.

Using such a system, an engineer can easily try several types of circuits and, in a few hours at the terminal, arrive at the best solution to the original requirements. Also popular on mainframe computers is





LAST NIGHT, COMPU SERVE TURNED THIS COMPUTER INTO A TRAVEL AGENT FOR JENNIE, A STOCK ANALYST FOR RALPH, AND NOW, IT'S SENDING HERBIE TO ANOTHER GALAXY.

NO MATTER WHICH COMPUTER YOU OWN, WE'LL HELP YOU GET THE MOST OUT OF IT.

If you've got places to go, CompuServe can save you time and money getting there. Just access the Official Airline Guide Electronic Edition—for current flight schedules and fares. Make reservations through our on-line travel service. Even charter a yacht through "Worldwide Exchange."

If your money's in the market, CompuServe offers a wealth of

prestigious financial data bases. Access Value Line, or Standard and Poor's. Get the latest information on 40,000 stocks, bonds or commodities. Then, consult experts like IDS or Heinold Commodities. All on line with CompuServe.

Or if, like Herbie, intergalactic gamesmanship is your thing, enjoy the best in fantasy, adventure, and space games. Like MegaWars, the ultimate computer conflict.

To get all this and more, you'll

need a computer, a modem and CompuServe. CompuServe connects with almost any personal computer, terminal, or communicating word processor. To receive an illustrated guide to CompuServe and learn how you can subscribe, contact or call:

CompuServe

Consumer Information Service
2180 Wilson Road, Columbus, Ohio 43228

800-848-8199
In Ohio, call 614-457-8650

An H&R Block Company

CIRCLE NO. 60 ON FREE INFORMATION CARD

computer aided manufacturing (CAM), which takes the results of the CAD program and directly, or indirectly through NC (numerically controlled) tape generation, controls the part or circuit fabrication.

The μ CAD/ μ CAM programs currently available for 8-bit microcomputers are relatively interactive, miniature versions of their mainframe counterparts. We will concentrate here on two programs covering digital logic circuit design: Logicsim and Logic Designer/Logic Simulator. We will present a tutorial of the programs, as well as a review and comparison of their strengths and weaknesses.

Logic Circuit Simulation. Textbooks stress that any logic circuit can be constructed using only the simplest small-scale integrated circuit (SSI) NAND and NOR gates. These can be combined into medium-scale integrated circuits (MSI) such as flip-flops, adders and subtractors, and counters and shift registers; large-scale integrated circuits (LSI) such as arithmetic logic units (ALU); and even very-large-scale integrated circuits (VLSI) such as microprocessors and computers.

In our analysis of digital logic simulators we will show how to generate an Exclusive OR gate (Fig. 1A), and compare the simulated Exclusive OR with the program's built-in function. We will then construct a synchronous up/down counter (Fig. 1B). In each case we will follow the step-by-step analysis technique, check the truth table and timing-diagram outputs, and finally compare them with expected results.

Logicsim

LOGICSIM™ (version 5.0), by LE/Z Associates, is a semi-interactive professional logic simulator written by Eddy Ozomaro, Ed Sliger, and Ziya Boyacigiller. For this article, Logicsim was run on a Superior Control Systems Model 2810 microcomputer with CP/M and 64K memory. The Wordstar™

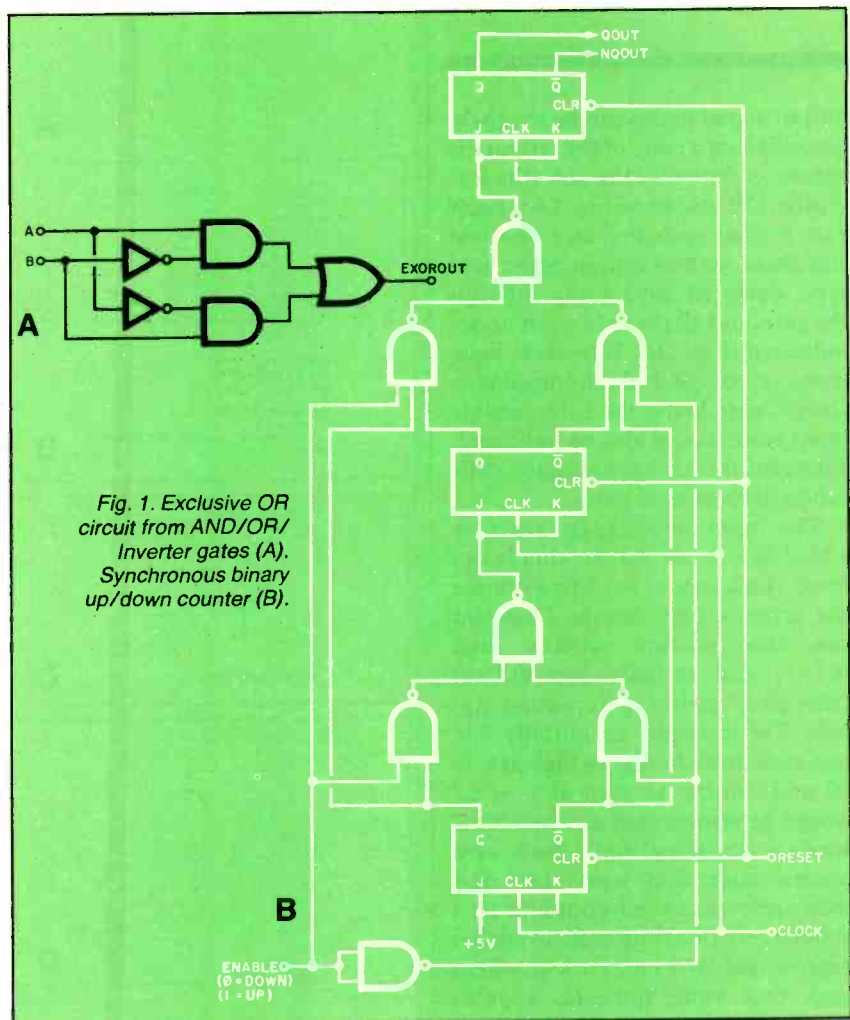


Fig. 1. Exclusive OR circuit from AND/OR/Inverter gates (A). Synchronous binary up/down counter (B).

word-processing program was used to create the circuit files, and an IBM Selectric was used for output. Logicsim includes a library of 7400-series TTL gates and some CD4000-series CMOS gates.

The operation and use of Logicsim are covered in a manual that carefully describes how to enter circuit parameters and format output truth tables and timing diagrams. An additional manual is included that covers the TTL 7400 series of integrated circuits. Available separately is a CMOS IC macro library and manual. Also built into the program is a plotter package that allows realistic timing diagram printouts on dot-matrix printers.

Setting up Logicsim. Microcomputer aided design programs usually require a user to break up the input information (schematic or logic diagram) into a series of parameters that can be translated into a simulated circuit. Some programs re-

quire each point to be clearly identified and each function not in the self-contained library to be specified each time used. Logicsim, however, not only includes the basic 7400 series of TTL logic gates, but also allows a user to create a library of customized macro programs. Thus the user can merely assemble the program parameters and interconnections as if a simple flowchart were being evaluated. Each subcircuit can be evaluated separately, tested, and then added to the library.

Let's see how to create some simple simulations and verify that they behave properly. There are three basic parts needed in a Logicsim program: logic circuit definition and interconnection, signal input specification, and output signal formatting.

First, the logic diagram must be defined as a set of input and output 'nodes' acted upon by a standard logic gate. The interconnection nodes, input signal nodes, and the

output signal nodes can be uniquely identified on a copy of the circuit diagram as shown in Fig. 2A (the Exclusive OR circuit of Fig. 1A). Each gate is then evaluated as a one-line statement with its output node, gate type, delay (if any) going through the gate, and all the gate input nodes indicated (Fig. 2B). If tri-state logic (one, zero, and high-impedance states) were being used, the enable input node would also be indicated. There must be at least as many definition lines as logic gates.

The input line signals are now added as a series of individually defined clock inputs used to simulate the actual circuit inputs. Logicsim can accommodate initially high (CLK1) and initially low (CLK0) "one-shot" pulses or repeating signals. For example, an initially low one-shot pulse that goes high at $t = 20$ and returns to zero at $t = 22$ would be represented as CLK0 20 22, while a repeating signal such as a square wave that starts low and then cycles between its one and zero states every two time units would be represented by CLK0 2 4 R 2, where each time value indicates a pulse transition and R indicates a repeating waveform.

Lastly, the output processing is configured. The total time for processing, the increment at which the user wants to see an output, and the initial time (if it is not $t = 0$) can be defined by using a time statement (.TIME 32 4). The user has the choice of outputting a truth table (.PRINT), or plotting the output on the screen or on a character printer (.PLOT). For those with dot-matrix printers, a separate print statement that yields a more oscilloscope-like output on the printer is included. In either case, the user describes in the output statement the format and order of presentation of the output.

For this particular problem the .PRINT command was used to view the truth table (Fig. 2C), and then the .PLOT command was used to see the timing diagram (Fig. 2D). In both cases, input signals AIN and BIN were used. Finally, outputs OUT (from the logic diagram) and

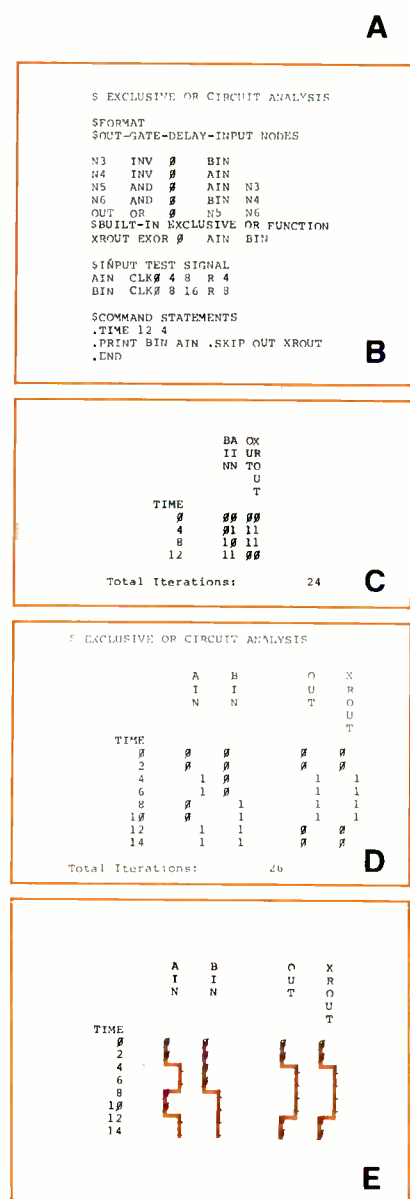


Fig. 2. Node identification for Exclusive OR (A). Logicsim Exclusive OR program (B). Truth table for Exclusive OR (C). Exclusive OR timing diagram (D). Timing diagram rotated 90° and marked (E).

XROUT (the built-in function) were compared. Figure 2E shows how the .PLOT output can be marked and rotated 90° to show the more acceptable clock-transition timing diagram, which roughly approximates an oscilloscope pattern.

After creating the Exor program on paper, Wordstar was used to cre-

ate an Exor.Ckt file and Logicsim was used to analyze it. The "conversion" with Logicsim is shown in Fig. 3A. First the user is asked to indicate which Library File of pre-written logic circuit networks (macros) he wishes to use. At this point he simply presses RETURN for the 7400 TTL library (NET.LIB or a custom file; with a filetype assumed). Logicsim then prompts for the name of the Output File. RETURN is pressed for screen output; LST: is typed in for CP/M list device output; or a file name in which the program output will be saved is typed in (under an .LST filetype).


Next the user is prompted for the name of the Input File to be analyzed. In this case Exor is typed in (the .CKT filetype is assumed).

In the above analysis, all files were assumed to be resident on the logged-on drive. If another drive were desired as the source of the input or location for the output files (i.e. the B drive), the format would have been @B ADDSUB, etc.

Although not required in this simple case, the user can verify the correctness of the circuit by checking how Logicsim evaluated the inputs. Using the .VERIF command will output a connection map (Fig. 3B). After checking this map with the original circuit, the analysis can be continued. For those interested in a more complete analysis of the inputs, outputs, etc., the .LIST command can be used (Fig. 3C).

From time to time one may wish to evaluate several output formats and commands. This is most easily done by omitting the .END statement from the program and thereby forcing the program into a keyboard entry mode. While in this mode, minor changes of gate patterns, as well as different output commands can be entered and processed after entering the .END command from the keyboard.

Using the same techniques as above, the synchronous up/down counter of Fig. 1B was analyzed. The up/down counter makes use of macro files (Fig. 4) since it uses the J-K flip-flop as a circuit element. This simplifies the program in that the macro does not have to be repeated each time a flip-flop element is needed. Figures 5A and 5B show



Problem: How to keep up with a brave new world.

Solution: Apply technology.

Imagine. Robots that can see, touch, even understand speech. Lasers replacing scalpels in the operating room. "Balloon" buildings that cut construction costs by two-thirds. 3-D TV. Water-powered automobiles. Powerful personal computers that fit into your pocket. And that's just the beginning...

It is a brave new world. Where new technologies are changing the way we live, work and play. Where yesterday's science fiction fantasy is today's reality. And the significance of many technological advancements escapes us.

But those who do manage to keep up will find they've gained unprecedented control over the quality of their lives.

What about you? How will you keep the pace?

Read *Technology Illustrated*.

Technology Illustrated is the one magazine specifically geared to help you put the new technologies to work.

Authoritative, stimulating, entertaining, *Technology Illustrated* will open your eyes to the fascinating technological developments taking place throughout the world. It will help you appreciate what each achievement means to you and your family. And it will serve as your practical guide to the emerging prod-

ucts and processes that will enrich your life.

What's new in home entertainment? Videodisc vs. videocassette? Finally a straight answer. Should you consider a giant-screen TV? Which new video-games present the best challenge? *Technology Illustrated* will show you.

How are the new technologies affecting the way we conduct business? Why automation (including deployment of robots) means more jobs (and safer, more rewarding, more fulfilling work), not less. How might your organization benefit from a small business computer, word processor, facsimile transmission, access to data banks? *Technology Illustrated* will inform you.

Feel good, stay healthy, live longer.

Why do leading medical technologists believe genetic engineering is the key to eliminating birth defects? The inside story on the new wonder drugs (how are they tested...and why so many fail). What treatments and techniques should you expect (even demand) from your doctor? *Technology Illustrated* will enlighten you.

Progress report: where are we in our search for a safe, clean, inexpensive


and renewable energy supply? Is a backyard windmill in your future? What should you know about nuclear power (who should you believe)? *Technology Illustrated* will stimulate you.

See beyond the technological horizon.

Technology Illustrated is the best news yet for people who want to keep abreast of the technology revolution. Who want to monitor the progress of man's most imaginative ambitions. Who want to be ready to apply the new technology to their own lives. *Technology Illustrated* will help you take control.

Get the next issue free!

You can try *Technology Illustrated* yourself by taking advantage of this special no-risk offer. Simply fill out and drop the postage-paid business reply card in the mail today. We'll send you the next exciting issue absolutely free. If you like what you see, honor our invoice for \$18.00, a savings of \$6.00 off the regular newsstand price. If not, simply return our invoice marked "cancel." You won't owe us a cent, and the free issue is yours to keep with our compliments.



the node identification and circuit program (lines with an asterisk indicate that a macro definition is being used). Figure 5C is the truth table for the counter and Figs. 5D and 5E prove out the circuit's function using timing diagrams. The Logicsim analysis of this circuit took less than 15 minutes (after correcting a few typos and format "errors" to get the output just right).

Debugging Logicsim. The compiler nature of Logicsim makes it somewhat tedious to debug the program. Of course, all the error messages you could ask for are there; but I found I had to exit Logicsim, "repair" the net list with my word processor (Wordstar in my case), and then re-enter and try again. A simple way to change signals and output formats is to leave the .END statement off of the file and supply overriding commands from the keyboard. You can, of course, see the results of the simulation by defaulting to screen output initially; but this too becomes frustrating as there is no interactive screen editor built into Logicsim to allow adding and deleting specific lines, etc. The speed of debugging and revising is thus dependent on how fast you can get into your word processor and then back into Logicsim. I would estimate something like 2-5 minutes per iteration.

The only Logicsim technical problems that I am aware of are those common to most simulation programs. That is, they cannot handle the possibility of an output and input signal appearing simultaneously, or else they oscillate trying. This dc convergence problem is avoided by incorporating delays through feedback gates. When using delays through gates, it is important to use a minimum time step of two times the longest delay to allow settling of the output. Also important is to reset all flip-flop clears for one clock pulse before beginning a simulation so that indeterminate outputs are avoided.

Logicsim for the IBM-PC. By the time you read this, the IBM-PC ver-

LOGICSIM Version 5.0
 Copyright (c) 1982 By Eddy Ozemaro
 Copyright (c) 1982 By E/Z Associates
 All Rights Reserved. September-3-1982

```
Library File:
Output File:
Input File: EXOR
!Compiling EXOR CKT 1
1 $ EXCLUSIVE OR CIRCUIT ANALYSIS
2
3 $FORMAT
4 SOUT-GATE-DELAY-INPUT NODES
5 $EXCLUSIVE OR PROM AND/OR/INVERTER GATES:
6 N3 INV # BIN
7 N4 INV # AIN
8 N5 AND # AIN N3
9 N6 AND # BIN N4
10 OUT OR # N5 N6
11 $BUILT-IN EXCLUSIVE OR FUNCTION
12 XROUT EXOR # AIN BIN
13
14 $INPUT TEST SIGNAL
15 AIN CLK# 4 8 R 4
16 BIN CLK# 8 16 R 8
17
18 $COMMAND STATEMENTS
19 .TIME 12 4
20 .PRINT BIN AIN .SKIP OUT XROUT
21 .END
*WAIT* Loading LOG2.OVL
Network Checking Begins ...
Network Checking Complete ...
# Error(s) Detected
# Warning(s) Detected
Network Preprocessing Begins ...
Preprocessing Complete ...
# Fatal Error(s) Detected
!Analysis Begins!
$ EXCLUSIVE OR CIRCUIT ANALYSIS
DA OX
II UR
NN TO
U
T
TIME # # #
4 # 11
8 # 11
12 # 11 #
Total Iterations: 24
No Output File Generated
Analysis Terminated....
```

A

```
Output Connection Map+++
Gate Name Output Connections
N3 N5
N4 N6
N5 OUT
N6 OUT
OUT
XROUT
AIN N4 N5 XROUT
BIN N3 N6 XROUT
Program Storage Utilization+++
Standard Gates & clocks: 8
Logic Nodes Processed: 8
Macro Definitions: #
Total Macro Expansions: #
Total ROM/RAM Gates: #
Total ROM/RAM Storage: #
```

B

```
Level Symbols +++
FLOW = # FHIGH = 1 FINDET = *
LOW = # HIGH = 1 INDET = *
ZLOW = 2 ZHIGH = 2 ZINDET = 2
LOGICSIM Standard Gates++++
INT. LABEL GATE DELAY INPUT(S)
* N3 INV # BIN
* N4 INV # AIN
* N5 AND # AIN N3
* N6 AND # BIN N4
* OUT OR # N5 N6
* XROUT EXOR # AIN BIN
Print Time +++
Max. Time Delta Min. Time
12 4 #
Print and Plot Output Specifications++++
BIN AIN OUT XROUT
Input Clocks++++
Init. Name Switching Timepoints
# AIN 4 8
# Repeat From 4 4
# BIN 8 16
# Repeat From 8 8
```

C

sion of Logicsim will have been released. This program takes advantage of the IBM PC's 16-bit power. It integrates Fortran and machine language into an extremely sophisticated design package that allows the user to simulate up to 4000 nodes, rising/falling edge effects, and real-time graphics.

An additional IBM-PC package allows the user to enter a "snapshot mode" during the real-time execution of the timing diagram, which simulates an oscilloscope output. In this mode, a series of control characters will "dump" the screen's "snapshot" onto a printer (Fig. 6). Truly the matchup of Logicsim with the IBM-PC assembles a \$30,000 to \$60,000 logic analysis system at one-tenth the cost.

Logic Designer/ Logic Simulator

VOLUMES I and II of the Spectrum Software Electronics Series comprise a pair of programs that allow owners of Apple or IBM-PC microcomputers to create digital logic circuit designs using semiinteractive, computer-aided graphics techniques. The programs consist of the graphic display designer, Logic Designer, and the network list simulator, Logic Simulator, operating under menu control. The programs were reviewed on a dual-drive, 64K RAM Apple II+ using an Epson MX80FT printer.

Both programs include enough word processing to handle the creation and modification of files from within the program. It should be noted that the programs could have been run on a 48K system since many of the files are loaded only when actually needed. However, although it is possible to use the Logic Simulator program on a single-drive system, the Logic Designer (graphics program) requires a data

Fig. 3. A conversation with Logicsim (A). The "-VERIF" output (B). The ".LIST" output (C).

disk for the storage of hi-res graphics and is tedious to use with only one drive. Unlike Logicsim, there are no true macro files and thus no IC library files available.

Using the Logic Designer. The Logic Designer program allows you to create a logic diagram right on the video display screen. A completed diagram may be as large as six pages (screens) and contain up to 77 gates per page. Each page uses a 40 × 70 grid as a workspace. The program has a built-in Help function to remind you of how to create your design. The gates available are the OR, AND, NOR, NAND, and Exclusive OR. All gates have 3 inputs. (Thus, for larger fan-ins, you may have to OR the outputs, etc.) Since there are no inverter gates, they must be configured by using one input of a NOR gate.

There are no tri-state gates, and no provision for wired ORing of the outputs of two or more gates. Each gate has a '0' delay; and there is no provision for adding the delays necessary to create flip-flops or adjust the circuit for dc convergence where feedback is used. Rather than arbitrary inputs, you must use signal sources (defined later) for your inputs.

Also available are the D, T, and JK flip-flops. These do not have provision for presets, clear, or clock inputs, and only have Q outputs. (The not-Q output is obtained by passing the Q through a NOR gate). One can also implement up to 32-bit-long shift registers and can use any of 16 user-definable 8-bit by 1-

ABOUT THE PRODUCTS

Logicsim™

By E/Z Associates, 5589 Starcrest Dr., San Jose, CA 95123 (408-578-8096)

East Coast Distributor: Applied Research Engineering Associates, 1289 E. 91 St., Brooklyn, NY 11236 (212-241-1016)

Software Formats Available:

- (1) 8" IBM 3740 Format, 56K + CP/M; \$276
- (2) Apple II +, 64K, CP/M; \$276
- (3) IBM-PC; \$495
IBM-PC graphics option; \$150
IBM-PC TTL Library/Manual; \$75

Includes: Logicsim, TTL 7400-series Library, Dot-Matrix Plot Routine and Manuals.

Macro Library Options:

- CMOS IC Library and Manual; \$75
- NMOS IC Library and Manual; \$75

Logic Designer/Logic Simulator

By Spectrum Software, 690 W. Fremont Ave., Suite # 11, Sunnyvale, CA 94087

Software Formats Available:

- (1) Apple II +, 1 or 2 drives; \$250
- (2) IBM-PC; \$250

Includes: Logic Designer & Logic Simulator program and manual.

bit ROMs called *macros* (Fig. 7). Note in this case that only macros 0 to 10 have been defined. The manual suggests "using the D flip-flop with macros to create any desired logic function." (I for one was unhappy with the prospect of forming a multiple gate and D flip-flop circuit *each* time I wanted a JK with preset and clear, etc.)

Other than a "beep" that occurs when the user tries to pass the

cursor through a logic gate on the grid, there is no error detection on the screen-generated circuit. For example, a user is not warned against connecting an input and output of the same gate except in the general guidelines given in the manual.

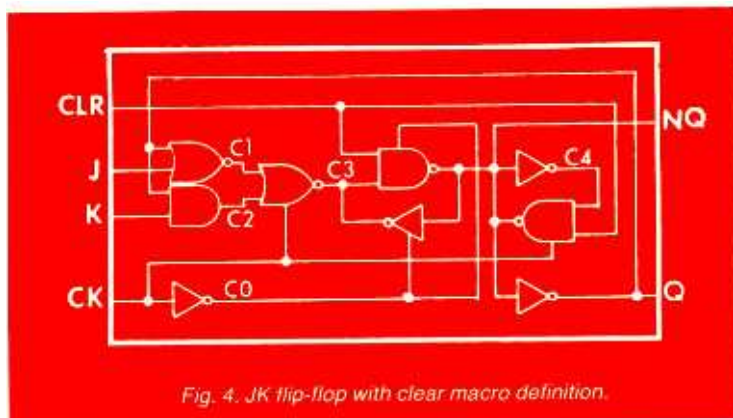
There doesn't seem to be an easy way of using entire circuits as if they were (Logicsim-like) macros. Thus it would seem that the program is a one-person type that requires you to modify and manually add-on any additional circuits.

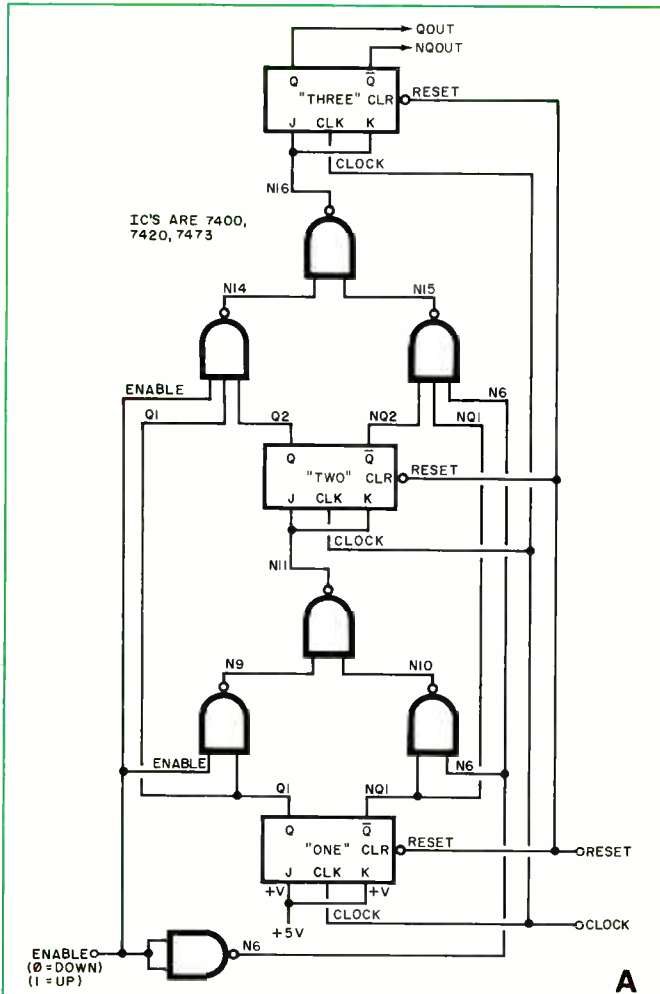
It is important to realize that the picture drawn on the screen is used only to generate the net list for the circuit, and cannot be printed. The Logic Designer program, albeit a very nice display tool, takes about ten times longer to implement a circuit's net list than the line-by-line method. Figure 8A shows the Exclusive OR circuit created with Logic Designer, while Fig. 8B shows the net list automatically generated by the program.

Using The Logic Simulator. With the Logic Simulator program, you can create, modify, save, or retrieve a network list or signal source pattern for a logic circuit. The Logic Simulator Main Menu is:

- 1: REVIEW/EDIT NETWORK
- 2: REVIEW/EDIT PATTERNS
- 3: DISK OPERATIONS
- 4: START A SIMULATION
- 5: SELECT PRINTOUT NODES
- 6: REVIEW/EDIT MACROS
- 7: FAN-OUT REPORT
- 8: RETURN TO DISK MENU

In addition to a network file (choice #1), the user has to generate a pattern file (choice #2), and select the order of the output nodes (choice

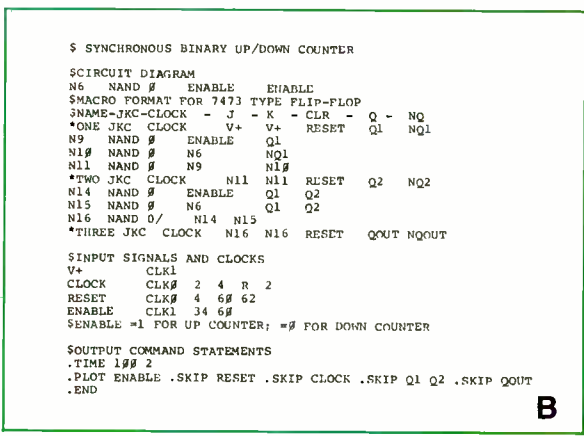





IC'S ARE 7400,
7420, 7473

ENABLE (0 = DOWN)
(1 = UP)

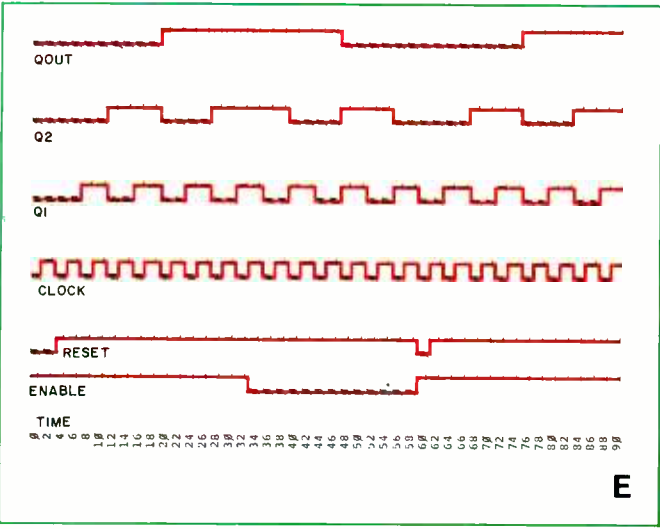
A



B



C



E

```

$ SYNCHRONOUS BINARY UP/DOWN COUNTER

E R C O O O
N E L 1 2 0
A S Q U
B E C T
L T K
L

TIME
# 1# 1# 1# 1# 1#
2# 1# 1# 1# 1#
4# 1# 1# 1# 1#
6# 1# 1# 1# 1#
8# 1# 1# 1# 1#
1# 1# 1# 1# 1#
12# 1# 1# 1# 1#
14# 1# 1# 1# 1#
16# 1# 1# 1# 1#
18# 1# 1# 1# 1#
2# 1# 1# 1# 1#
22# 1# 1# 1# 1#
24# 1# 1# 1# 1#
26# 1# 1# 1# 1#
28# 1# 1# 1# 1#
3# 1# 1# 1# 1#
32# 1# 1# 1# 1#
34# 1# 1# 1# 1#
36# 1# 1# 1# 1#
38# 1# 1# 1# 1#
4# 1# 1# 1# 1#
42# 1# 1# 1# 1#
44# 1# 1# 1# 1#
46# 1# 1# 1# 1#
48# 1# 1# 1# 1#
5# 1# 1# 1# 1#
52# 1# 1# 1# 1#
54# 1# 1# 1# 1#
56# 1# 1# 1# 1#
58# 1# 1# 1# 1#
6# 1# 1# 1# 1#
62# 1# 1# 1# 1#
64# 1# 1# 1# 1#
66# 1# 1# 1# 1#
68# 1# 1# 1# 1#
7# 1# 1# 1# 1#
72# 1# 1# 1# 1#
74# 1# 1# 1# 1#
76# 1# 1# 1# 1#
78# 1# 1# 1# 1#
8# 1# 1# 1# 1#
82# 1# 1# 1# 1#
84# 1# 1# 1# 1#
86# 1# 1# 1# 1#
88# 1# 1# 1# 1#
9# 1# 1# 1# 1#
92# 1# 1# 1# 1#
    
```

D

Fig. 5. Synchronous binary up/down converter with node identification (A). Logicsim for synchronous binary up/down counter (B). Truth table for synchronous binary up/down converter (C). Timing diagram for synchronous binary up/down converter (D). Rotated/marked timing diagram (E).

of the file retrieval procedure. When the Logic Simulator program is run, the output node listing appears on either the CRT or the printer unless an error was made in logical design or construction. Then perhaps a few output lines will ap-

NODE	TYPE	UP/DOWN	NETWORK	FAN-OUT	LIST
1	SOURCE	A	503H	8	1
2	SOURCE	A	503H	8	1
3	NOR	...	OUT=NOT(A+B+C)	1	0 0
4	JF FLOP	A	J Bk	2	2 0 0
5	NAND	...	OUT=NOT(A*B*C)	1	4 0 0
6	NAND	...	OUT=NOT(A*B*C)	3	13 0 0
7	NAND	...	OUT=NOT(A*B*C)	5	6 0 0
8	JF FLOP	A	J Bk	7	7 0 0
9	NAND	...	OUT=NOT(A*B*C)	1	4 8
10	NAND	...	OUT=NOT(A*B*C)	3	15 14
11	NAND	...	OUT=NOT(A*B*C)	9	10 0
12	JF FLOP	A	J Bk	11	11 0
13	NOR	...	OUT=NOT(A+B+C)	4	0 0 0
14	NOR	...	OUT=NOT(A+B+C)	8	0 0 0
15	NOR	...	OUT=NOT(A+B+C)	12	0 0 0

A

TIME	BIT	1	2	3	4	5	6	7	8	9	10	11	12	13	14	15
0	0	0	0	0	0	0	0	0	0	0	0	0	0	0	0	0
1	0	0	0	0	0	0	0	0	0	0	0	0	0	0	0	0
2	0	0	0	0	0	0	0	0	0	0	0	0	0	0	0	0
3	0	0	0	0	0	0	0	0	0	0	0	0	0	0	0	0
4	0	0	0	0	0	0	0	0	0	0	0	0	0	0	0	0
5	0	0	0	0	0	0	0	0	0	0	0	0	0	0	0	0
6	0	0	0	0	0	0	0	0	0	0	0	0	0	0	0	0
7	0	0	0	0	0	0	0	0	0	0	0	0	0	0	0	0
8	0	0	0	0	0	0	0	0	0	0	0	0	0	0	0	0
9	0	0	0	0	0	0	0	0	0	0	0	0	0	0	0	0
10	0	0	0	0	0	0	0	0	0	0	0	0	0	0	0	0
11	0	0	0	0	0	0	0	0	0	0	0	0	0	0	0	0
12	0	0	0	0	0	0	0	0	0	0	0	0	0	0	0	0
13	0	0	0	0	0	0	0	0	0	0	0	0	0	0	0	0
14	0	0	0	0	0	0	0	0	0	0	0	0	0	0	0	0
15	0	0	0	0	0	0	0	0	0	0	0	0	0	0	0	0

B

NODE	DRIVES	GATE #	PIN #
1	4,1	5,1	8,1
2	4,1	5,1	8,2
3	5,2		
4	5,2		
5	7,1		
6	7,2		
7			
8			

C

BIT	TIME	1	2	3	4	5	6	7	8	9	10	11	12	13	14	15
0	00110000															
1	01010111															
2	10101011															
3	11000000															
4	00110000															
5	01010111															
6	10010111															
7	11000000															
8	00110000															
9	01010111															
10	10101011															
11	11000000															
12	00110000															
13	01010111															
14	10101011															
15	11000000															

D

Fig. 9. Exor network (A). Pattern file for Logic Simulator Exclusive OR (B). Exor network fan-out (C). Exor nodes monitored (D).

pear, after which the program will halt, waiting for the outputs to stabilize.

Before running the simulation, the net listing can be checked using the fan-out routine (Fig. 9C). For each node, the gate number driven and pin number are shown. When a simulation is run, the output node display shows the bit time and nodes monitored (Fig. 9D). In this case, nodes 1 and 2 are the signal sources, node 7 is the output from the Exclusive OR circuit and node 8 shows the output from the built-in Exclusive OR. (Outputs 7 and 8 are equal.)

The Logic Simulator was used not only to generate a line-by-line net list for the Exclusive OR circuit, but for the binary up/down counter (Fig. 10A). The pattern file was created (Fig. 10B) and fan-out routine was checked (Fig. 10C) prior to doing a simulation of the logic circuit (Fig. 10D). It is important to note that the input signals XIN and YIN from the Logicsim program correspond to the signal sources 1 and 2 in each case.

Since the Logic Simulator does not use clock, clear, or preset signals, only an enable (signal source #1) and a V+ (signal source #2) are generated with the pattern file for the up/down counter. Reviewing the results of these circuits, it appears that the simulation will run all right unless there are implied flip-flops. Obviously, there is no way to specify a name for an input or output signal. Only the network listing node numbers are used. The nodes can be sequenced differently for output, but naming of the I/O lines is still not possible.

Evaluation

Logicsim Evaluation. Logicsim gets good marks for its straightforward "easy to get going with" manual, directness of circuit net list generation, extensive 7400-series IC library, ease in creating unlimited numbers of dedicated macro files that allow the breaking up of a large circuit into many smaller macro files for testing before re-assembly, and freedom of choice as to input signals and output formats.

NODE	TYPE	UP/DOWN	NETWORK	FAN-OUT	LIST
1	SOURCE	A	503H	8	1
2	SOURCE	A	503H	8	1
3	NOR	...	OUT=NOT(A+B+C)	1	0 0
4	JF FLOP	A	J Bk	2	2 0 0
5	NAND	...	OUT=NOT(A*B*C)	1	4 0 0
6	NAND	...	OUT=NOT(A*B*C)	3	13 0 0
7	NAND	...	OUT=NOT(A*B*C)	5	6 0 0
8	JF FLOP	A	J Bk	7	7 0 0
9	NAND	...	OUT=NOT(A*B*C)	1	4 8
10	NAND	...	OUT=NOT(A*B*C)	3	15 14
11	NAND	...	OUT=NOT(A*B*C)	9	10 0
12	JF FLOP	A	J Bk	11	11 0
13	NOR	...	OUT=NOT(A+B+C)	4	0 0 0
14	NOR	...	OUT=NOT(A+B+C)	8	0 0 0
15	NOR	...	OUT=NOT(A+B+C)	12	0 0 0

A

TIME	BIT	1	2	3	4	5	6	7	8	9	10	11	12	13	14	15
0	0	0	0	0	0	0	0	0	0	0	0	0	0	0	0	0
1	0	0	0	0	0	0	0	0	0	0	0	0	0	0	0	0
2	0	0	0	0	0	0	0	0	0	0	0	0	0	0	0	0
3	0	0	0	0	0	0	0	0	0	0	0	0	0	0	0	0
4	0	0	0	0	0	0	0	0	0	0	0	0	0	0	0	0
5	0	0	0	0	0	0	0	0	0	0	0	0	0	0	0	0
6	0	0	0	0	0	0	0	0	0	0	0	0	0	0	0	0
7	0	0	0	0	0	0	0	0	0	0	0	0	0	0	0	0
8	0	0	0	0	0	0	0	0	0	0	0	0	0	0	0	0
9	0	0	0	0	0	0	0	0	0	0	0	0	0	0	0	0
10	0	0	0	0	0	0	0	0	0	0	0	0	0	0	0	0
11	0	0	0	0	0	0	0	0	0	0	0	0	0	0	0	0
12	0	0	0	0	0	0	0	0	0	0	0	0	0	0	0	0
13	0	0	0	0	0	0	0	0	0	0	0	0	0	0	0	0
14	0	0	0	0	0	0	0	0	0	0	0	0	0	0	0	0
15	0	0	0	0	0	0	0	0	0	0	0	0	0	0	0	0

B

NODE	DRIVES	GATE #	PIN #
1	5,1	5,1	9,1
2	4,1	4,2	
3	6,1	10,1	
4	5,2	9,2	13,1
5	7,1		
6	7,2		
7	8,1	8,2	
8	9,3	14,1	
9	11,1		
10	11,2		
11	12,1	12,2	
12	15,1		
13	6,2	10,2	
14	10,3		
15			

C

BIT	TIME	1	2	3	4	5	6	7	8	9	10	11	12	13	14	15
0	01101010101011															
1	01111011101000															
2	01101011110100															
3	011110001101010															
4	01101010101110															
5	01111011100001															
6	01101011100101															
7	01111000100001															
8	11001000100011															
9	11010101100011															
10	11001011100101															
11	11010110110000															
12	11001000101110															
13	110101101101010															
14	11001011101100															
15	11010111011100															

D

Fig. 10. Up/down network description (A). Up/down network pattern file (B). Up/down network fan-out list (C). Outputs (D).

...CAD

Logicsim's only weakness seems to be its design as a compiler without an integral text editor, as opposed to an interpretive program (a la BASIC). Almost any modification requires exiting the program, entering a word processor to correct the problem, then re-entering the program. It's the frustration of the "batch" method of punched-card data entry revisited.

If only it were an interpreter that gobbled up the net list, gave the results, and then asked if you wanted to change anything. As noted before, leaving off the .END statement will allow you to continually retest the same net file for different input and output patterns, but be sure to include a .LIST and print out the input net list or you won't know what you have accomplished.

All in all, the program was easy to learn, fun to use, and I wish that I had had it years ago when I studied logic gates.

Logic Designer/Logic Simulator Evaluation. As noted previously, the major strength of this program lies in its use as a semi-interpretive with a built-in editor. The Logic Designer enables the designer to create/view logic circuits directly on the screen, while the network listing is automatically generated. I liked very much the menu-oriented, user-convenient programs, although I sometimes wished that there was a non-reset way to get out of the program and back to the menu during the generation of output tables. The fan-out chart can be very helpful as it may be used for wire-wrapping and assembly of the logic circuit. Once you get used to it, the ability to have several signal patterns saved for instant callup is a very helpful feature, as is the use of the same signal pattern, using different network lists, for outputs similar to a truth table.

Unfortunately these features are just not enough to offset the many inconveniences that the program presently offers. First and foremost is its inability to create real macro files that can be called from a library of ICs or subcircuits. Just as


important, the manual is good, but poorly organized as to what steps should be done first and other points of organization. It does not indicate who wrote or published the software, doesn't give the company address, etc.

A major drawback of the Logic Designer is that the network lists generated from it are full of vacant nodes. Next are the frustrations of a very limited set of gates and flip-flops without the preset/clear/clock/not-Q signal capabilities needed for the easy configuration of decade counters, etc. There is no provision for ROM/RAM evaluations (other than an 8-bit by 1-bit ROM macro). Although a designed graphic diagram can create a network list, the latter is not enough to generate a graphics output screen. No delays are possible for adjusting feedback paths, and there are no error routines to inform the user of "illegal" connections, etc. In fact the only way the user finds out if the network is capable of simulation is to run a simulation and have the program bomb.

One other plus for the program is the demo disk that is available separately. The demo was mesmerizing. I just sat and watched as it "drew" a 40-gate logic array on the Apple monitor and then proceeded to show me the output signals for the network. What a beautifully impressive way to show a prospective user the power in the machine at his/her fingertips.

Logicsim vs. Logic Designer/Logic Simulator. Having used both programs, it seems to me that the Logicsim program has much greater power than Logic Simulator. The hassles with getting into and out of the word processor notwithstanding, Logicsim still wins the contest because of level of circuit complexity possible, macro libraries, error handling, input/output signal formatting for clarity (using signal names), ability to account for dc convergence and feedback via delays in feedback gates, and (with the IBM-PC graphics option) screen dumps of the "actual" timing diagrams. If I could buy only one, it would be Logicsim. It's well worth the few extra dollars. ◇

Adopt This Mean Little Kit



Take home this 24-piece kit of electronic tools designed for engineers, scientists, technicians, students. Includes 7 screwdrivers, adjustable wrench, 2 pair pliers, wire stripper, knife, alignment tool, stainless rule, hex key set, scissors, 2 flexible files, burnisher, soldering iron, solder aid, coil of solder, and desoldering braid. Highest quality padded zipper case measures approximately 6 x 9 x 1-3/4" inside. Satisfaction guaranteed. Send check, company purchase order or charge VISA or Mastercharge. We pay the shipping charges to your door.

JTK-6 Tool Kit \$95.00

Free Catalog!

Page after page of hard-to-find precision tools. Also contains complete line of tool kits and tool cases. Send for your free copy today!



JENSEN TOOLS INC.

7815 South 46th St., Phoenix, AZ 85040
Phone: 602-968-6241 TWX:910-950-0115

CIRCLE NO. 79 ON FREE INFORMATION CARD

NEW INDOOR ACTIVE ANTENNA

Covers 300 KHz - 30 MHz.
For SWL, BCL, VLF DXers.

Rivals long wires

\$79.95
(+ \$4.00 shipping)



MFJ-1020 NEW INDOOR ACTIVE ANTENNA sits on your desk ready to listen to the world. Rivals, can often exceed, reception of outside long wire. Unique **Tuned Active Antenna** minimizes intermod, provides RF selectivity, reduces noise outside tuned band. Also use as preselector for external antenna. Covers 300 KHz to 30 MHz in 5 bands. Adjustable telescoping antenna. Controls: Tune, Band Selector, Gain, On-Off/Bypass. LED. FET, bipolar circuitry. Phono jack for external ant. 6x2x6 in. 9-12 VDC or 9 V battery for portable use. 110 VAC with optional AC adapter, MFJ-1312, \$9.95.

Order from MFJ and try it. If not delighted, return it within 30 days for refund (less shipping).

One year unconditional guarantee.
Order today. Call TOLL FREE 800-647-1800. Charge VISA, MC. Or mail check, money order.

Write for free catalog.

CALL TOLL FREE ... 800-647-1800

601-323-5869 in MS, outside continental USA.

MFJ ENTERPRISES, INCORPORATED

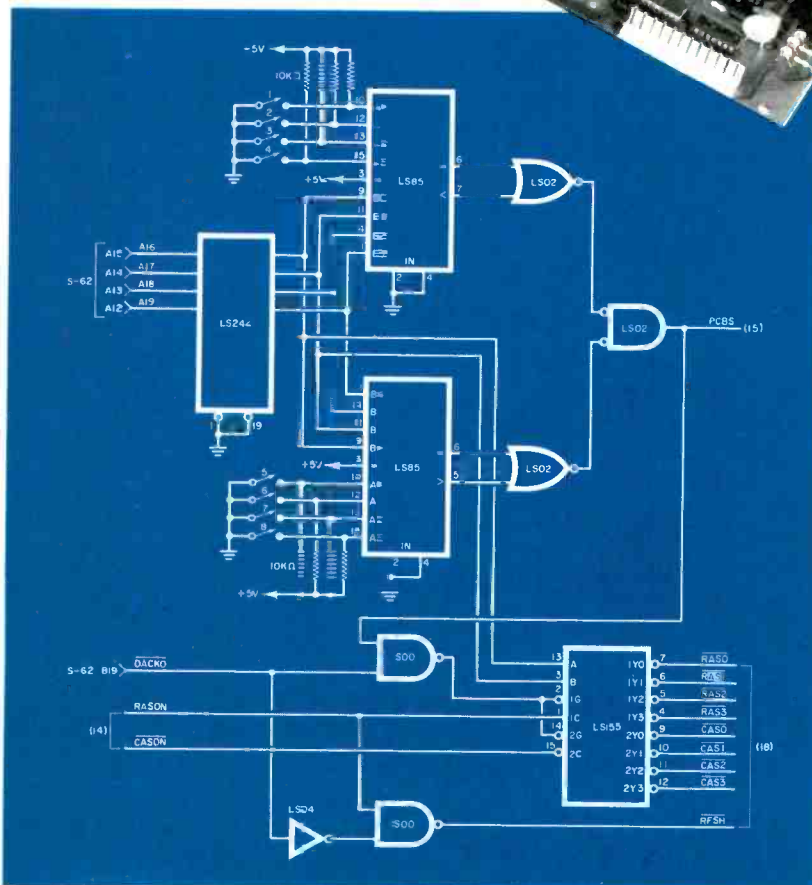
921 Louisville Road, Starkville, MS 39759

CIRCLE NO. 32 ON FREE INFORMATION CARD

Learning 16-BIT MICROCOMPUTER TECHNOLOGY

Part 3: How the programmable DMA controller works

By George Meyerle



THIS third part of our series on the construction of an 8088-based microcomputer compatible with the IBM-PC continues a discussion of the major circuit elements of the system. Also included are schematics of the 64K RAM/RS232C port board and system power supply (Figs. 13 through 19), which were briefly described in Part 1.

8237A-5 Programmable DMA Controller. The DMA controller (Fig. 3, IC27, and Fig. 20) appears complex at first glance. (Note: Figs. 1 through 9 and Tables 1 through III appeared in Part 1 of this series.) However, breaking down its functions into smaller parts and knowing the bus signals described last month makes it easy to understand. A DMA (direct memory access)

Fig. 13. Address generator uses RAS/CAS to bank select to one megabyte in 64K-byte steps.

operation allows a direct transfer of data between a peripheral and the memory. During a DMA cycle the microprocessor and its associated bus signals are disconnected from the bus and become inactive as far as the DMA process is concerned. The 8237 then generates the necessary bus-control signals to accomplish the direct transfer.

This scheme can be considerably faster than a processor-controlled transfer. The time required by the micro to fetch the instructions, move the data from memory to the CPU, and then from the CPU to the target device (or vice versa) is eliminated because the transfer instructions, including address and number of transfers, are programmed into the 8237.

The 8237 has four separate channels with channel 0 having the highest priority and channel 3 the lowest. DMA channel request 0 (DREQ0, pin 19) is used in this design to provide memory refresh (dummy read) cycles. The memory's chips must be read (or refreshed) periodically to preserve or maintain the stored data. The DMA controller channel 0, driven by the 8253-5 timer, performs this task automatically. The remaining DMA channels are available for use by the I/O bus (channel 2 is reserved for use by the floppy disk system).

The following is a step-by-step operation of the DMA controller as it is used to refresh the system dynamic RAM. DMA controller IC27 is designed to transfer data on 64K page boundaries in this one-mega-byte system. Therefore, the first step is to initialize page boundary register IC18 (Fig. 3) to a specific 64K value. This value is set to 0 for this operation because the scheme used to refresh all one-million bytes requires addressing only the low-or-

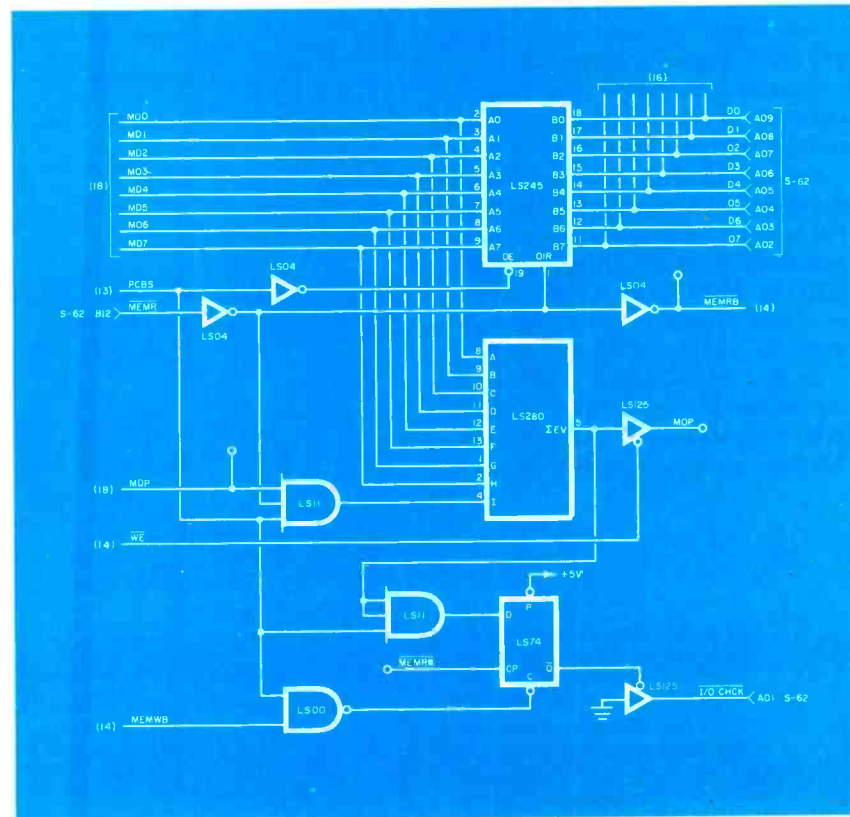
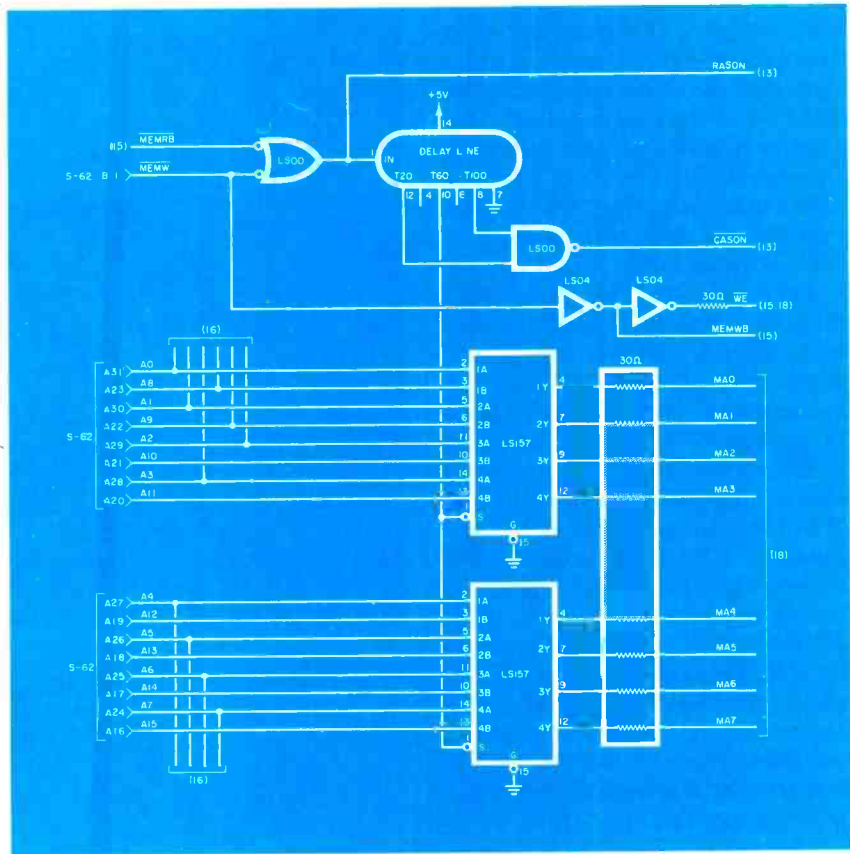


Fig. 14. (top) Address multiplexer converts address bus from 16 bits into two 8-bit slices.

Fig. 15. (right) Bidirectional buffer and parity generator/checker.

der addresses. It should be noted that if transfers are to occur at other than the base of memory, IC18 has to be set to the page required. This register supplies address lines A16 through A19 for each of the four DMA channels. The DMA page registers are I/O ports located at I/O addresses 80 through 83.

Let's now look at timer IC30 (Fig. 4), which has been initialized to produce a pulse (at a predetermined interval) at pin 13. This pulse clocks a high-level output onto pin 9 of flip-flop IC42 (Fig. 4). This signal is the refresh request line (DRQ0) that is connected to IC27, pin 19. When this line goes high (DMA requested), IC27 issues a HRQ (hold request signal) to IC44A (Fig. 7). A timing sequence is set up by IC5, IC36A, and IC42 (Fig. 7) dictated by IC3 (Fig. 2). (Note that S0, S1, and S3 processor status lines at IC5 assure that the DMA wait signal to the clock generator and the HOLDA signal to the DMA controller occur at the proper times).

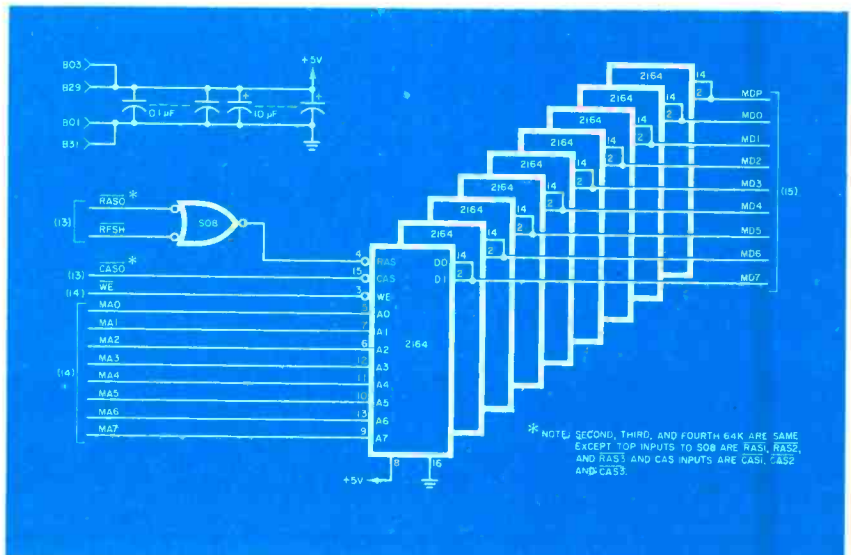
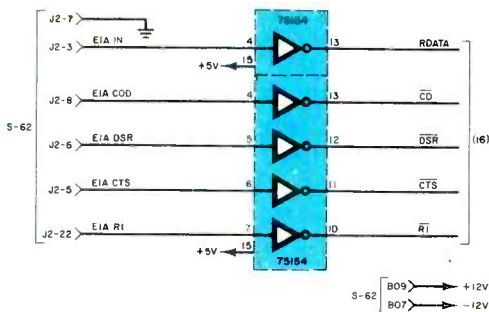
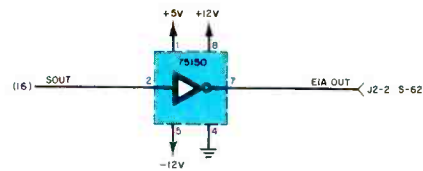
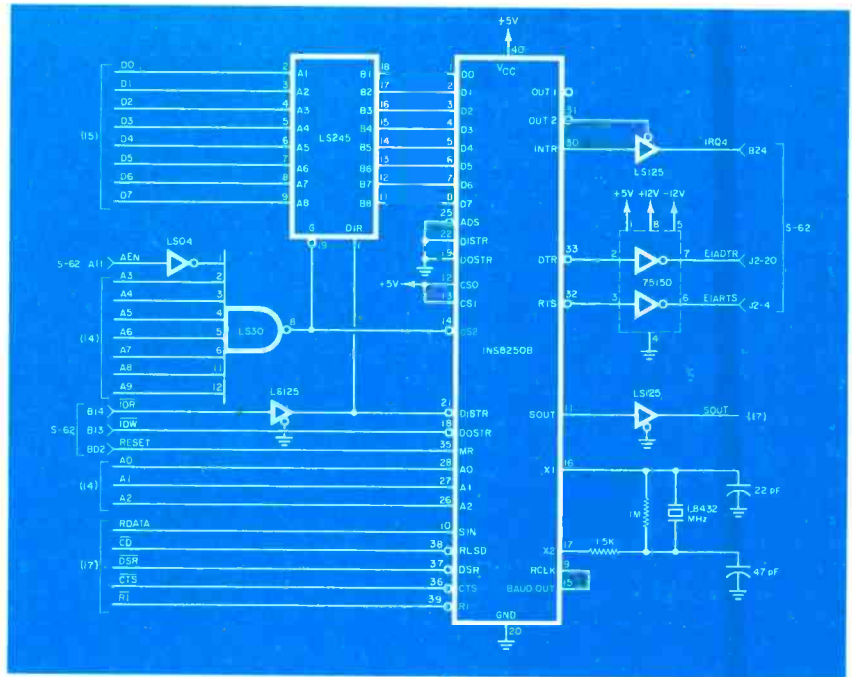
The HOLDA signal indicates to IC27 that IC3 has given up control of the buses and that the DMA cycle can begin. The DACK0 (IC27, pin 25) resets requesting flip-flop IC42 and is also channeled to the expansion bus to act as a device select for the peripheral being accessed by IC27.

Once activated, IC27 addresses the data to be transferred directly. All address and control signals are generated by IC27. Data lines DB7 through DB0 (pins 21-30), when not used to input instructions, are used to supply memory address lines A15 through A8. These lines are latched into IC17 (Fig. 3) by the ADSTB signal (pin 8). Address lines A0 through A7 are supplied direct-

Fig. 16. (top) Pin identification and connected circuitry for the RS232 communications port.

Fig. 17. (center) Driver circuit for the communications port.

Fig. 18. (bottom) First 64K-byte RAM bank. Note gives arrangement for further 64K banks.



Upgrading

TIMEX-SINCLAIR VIDEO

*Modification provides direct video output for crisper characters
and white-on-black display for reduced eyestrain*

By Steve Pence

OWNERS of the Timex/Sinclair 1000 or ZX-81 computers sacrifice many features for the benefit of low price. Two in particular are direct video output and a white-on-black video screen format. With this project, you can modify your computer to obtain both of these features.

If direct video output were the only requirement, implementation

would be simple since it only would be necessary to add an emitter-follower stage to buffer the signal already being fed to the computer's r-f modulator. Inverting the video is a little tricky, however. It is not ac-

ceptable to simply invert the entire signal as this would also invert the


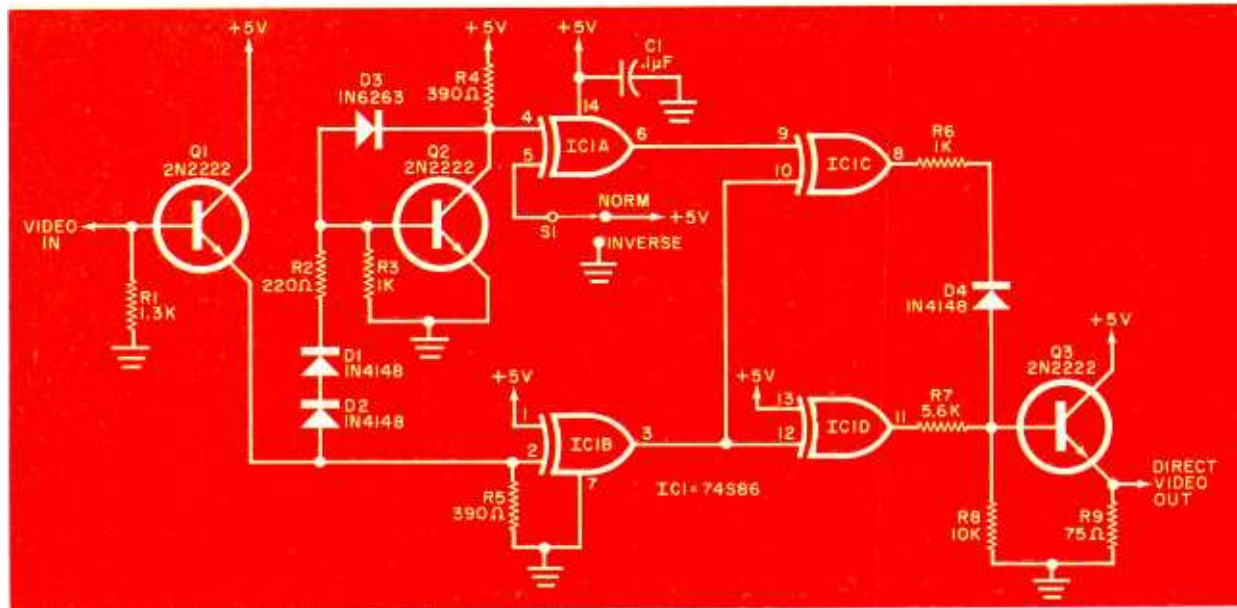


Fig. 1. Switch S1 determines whether the output is normal or inverse. In this circuit, only the video portion is inverted.

- C1—0.1- μ F, 50-V ceramic disc capacitor
 D1,D2,D4—1N4148 diode
 D3—1N6263 diode
 IC1—74S86 Exclusive OR
 Q1,Q2,Q3—2N2222 transistor
 The following are 1/4-W, 5% carbon resistors:
 R1—1.3 kilohms
 R2—220 ohms
 R3,R6—1 kilohm
 R4,R5—390 ohms
 R7—5.6 kilohms
 R8—10 kilohms

- R9—75 ohms
 S1—Spdt miniature switch
 Misc.—RG174U coax (36"), RCA phono plug, 4-40 \times 1/2 machine screw (2), 4-40 hex nut (2), #4 fiber washer (4), pc board, etc.

Note: The following is available from Random Access, Box 41770P, Phoenix, AZ 85080: complete kit of parts (DVC-2) for \$18.95 plus \$1.50 shipping and handling. Also available separately is the printed circuit board (DVC-2B) for \$5.95. Arizona residents add 4% sales tax.



sync pulses, making it impossible for the monitor's sync separator to operate properly.

To do the job right the two components of the composite video signal must be separated, and only the video portion inverted, leaving the sync pulses as they are. Next the proper ratio of sync pulse amplitude to video amplitude must be maintained. Finally the correct peak-to-peak amplitude and output impedance suitable to drive a standard video monitor must be provided.

Circuit Description. As shown in Fig. 1, the first stage, Q1, is a buffer amplifier that has a low output impedance capable of driving the stages that follow. The input impedance is controlled by R1.

The composite video signal from Q1 is applied to pin 2 of IC1B, a 74S86 Exclusive OR chip. This gate actually performs two functions. First it acts as a simple inverter,

providing an output that is 180° out of phase with the input. Second, it acts as a comparator to separate the sync pulses from the video. Each sync pulse brings pin 2 to ground potential. The video, however, never drops below 2 V. This means that as far as the gate is concerned the input is always high except during sync pulse time. The output at pin 3 is therefore an inverted version of composite sync containing no video.

Transistor Q2 converts the composite video signal into a logic compatible format in which both sync pulses and video information are the same amplitude. This is done by dropping most of the sync pulse voltage across diodes D1 and D2. As a result Q2 will not begin to conduct until the signal voltage reaches a level of approximately 2.1 V (three diode drops). Since the video voltage is active at 2 V, Q2 switches for both video and sync voltage.

Diode D3 is a Schottky type with a forward drop of 0.3 to 0.4 V. Its purpose is to increase the switching speed of A2 so that full video bandwidth will be obtained. It does this by preventing Q2 from saturating, thus eliminating the long storage time that would otherwise occur. As Q2 turns on and attempts to saturate, D3 becomes forward-biased and begins to bleed off base drive. The collector of Q2 can never get any lower in potential than the difference between its forward V_{be} drop and the forward drop of D3 (about 300 mV). This effectively prevents saturation and eliminates storage time.

The logic level signal at the collector of Q2 next goes to pin 4 of IC1A, which is configured as a programmable buffer. With S1 in the NORM position, IC1A acts as an inverter, but with S1 in the INVERSE position it performs as a noninverting buffer.

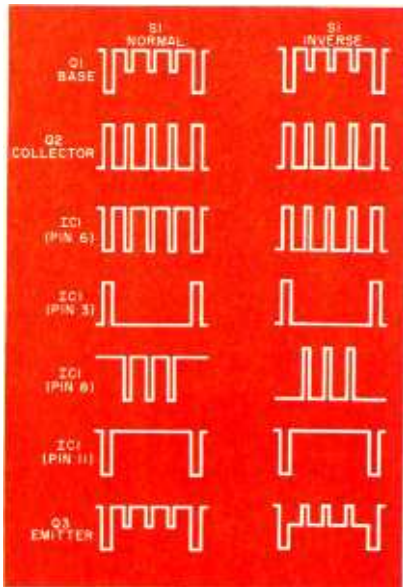


Fig. 2. Waveforms for the direct and inverse signals at various points in the circuit.

Pin 9 of IC1C receives a composite signal consisting of both video and sync pulses. Pin 10 sees only the inverted sync from pin 3 of IC1B. The Exclusive OR action of IC1C cancels out the two sync pulses at the input leaving only the video signal at the output. The sync pulses are inverted for the second and last time by IC1D.

The two outputs from IC1C and IC1D are combined by the scaling network consisting of R6, R7, R8, and D4. This network provides the proper ratio of sync pulse to video and applies the result to the base of Q3, a high-input-impedance, emit-

ter-follower stage. Transistor Q3 has a 75-ohm resistor in its emitter leg to provide the proper impedance for driving a standard video coax and monitor. Waveforms for this process are shown in Fig. 2.

Construction. The direct video converter is best built using a printed circuit board. The foil pattern is shown full size in Fig. 3. with the component guide given in Fig. 4. Be sure to orient IC1 properly. Also, mount the three transistors as close to the pc board as possible.

Installation. Begin the computer modification by drilling a 1/4" hole in the side of the computer's case (upper right, top half) for miniature toggle switch S1. Next, on the opposite side, drill a #32 hole approximately 5/8" to the right of the indentation for the 9-V connector. Drill the hole in the center where the two halves meet.

Disassemble the computer by removing the five screws holding the two halves together (three of the screws are under the rubber feet). Pull the bottom half off and set it aside. Remove the two screws holding the pc board and lift it up. Be extremely careful working with the loose circuit board. The flex print connecting the keyboard to the computer is very fragile and easily damaged. Do not attempt to remove it from its connector, as this will increase the likelihood of damage.

Referring to Fig. 5 remove R31, R32, and D9 from the computer's circuit board. This network is used to scale the video voltage applied to

the r-f modulator and is no longer needed. The video signal from the conversion board is already scaled properly and is applied directly to the modulator input. Next, install four wires, each at least 8" in length by soldering them to the four feedthrough holes indicated. One of the holes, the input to the modulator, is accessible as a result of the removal of R31.

Position the completed video circuit board as shown in Fig. 6. Mark the inside of the case through the mounting holes of the pc board, and drill two #32 holes at these marks.

Now the wires can be connected as shown. Use RG174U coax for the direct video output as this type is only about 1/10" in diameter and therefore very easy to work with. Tie a knot in the cable at the point at which it will exit the computer (the #32 hole you drilled near the 9-V connector) to act as a strain relief.

Mount the conversion board to the inside of the top half of the computer's cover using two #4-40 x 1/2" machine screws. Be sure and place two fiber insulating washers over each screw before installing the conversion board. This will prevent the bottom of the board from being shorted by the aluminized coating on the inside of the cover.

Using the Computer. After reassembling the computer, you are ready to connect it to your video monitor. If you are using a black-and-white TV that has been modified for direct video, you will obtain the best results with the contrast control set nearly fully counter-

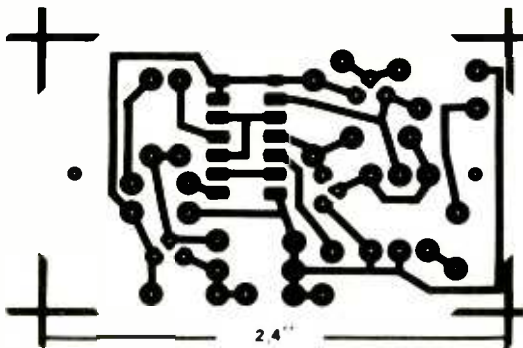


Fig. 3. Foil pattern for the printed circuit board.

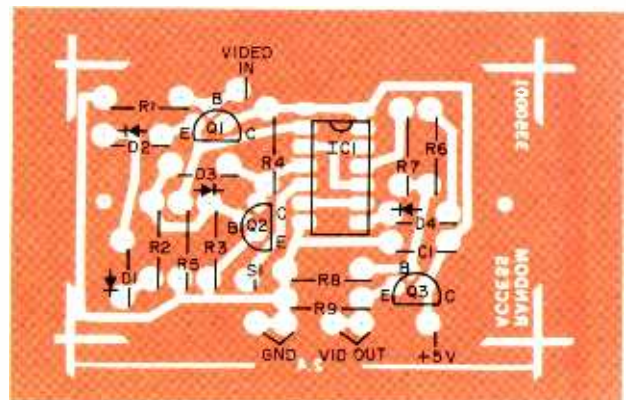


Fig. 4. Follow this diagram to lay out the components on the pc board.

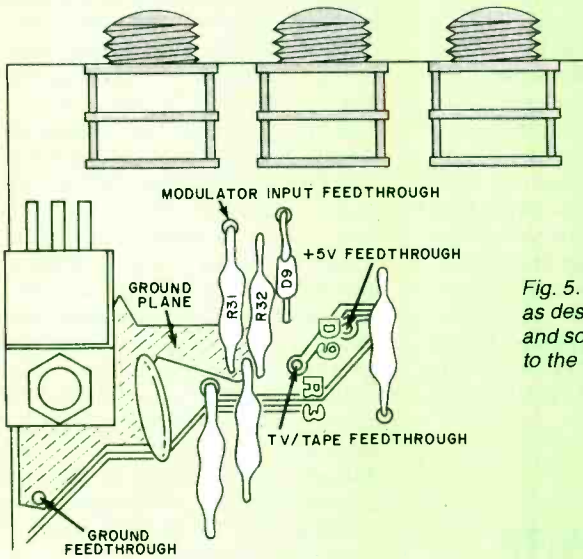


Fig. 5. Remove components as described in the text and solder four wires to the holes as indicated.

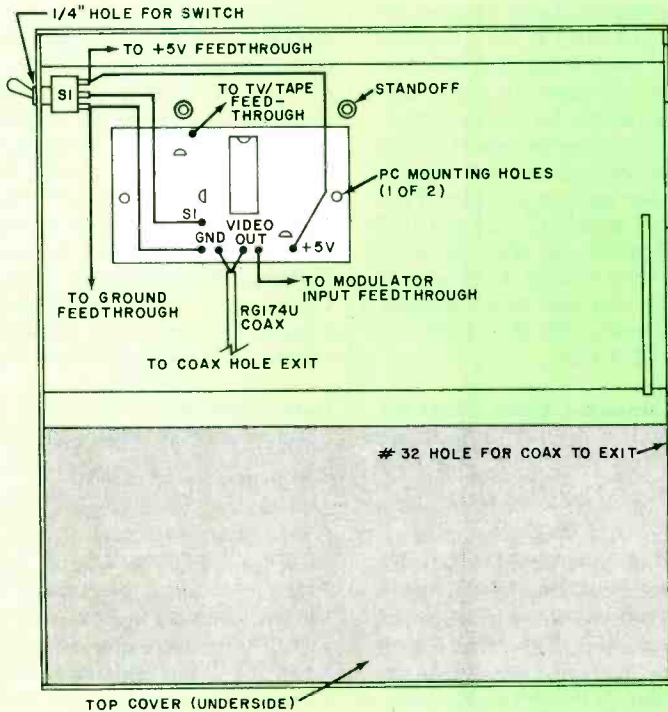


Fig. 6. Position the circuit board and connect the wires as shown here.

clockwise (minimum video amplifier gain) and the brightness control set a little bit lower than normal. If your monitor does not employ dc restoration (most do not), you will have to readjust the brightness control each time you switch from normal to inverse video or vice versa.

As a final note, you may find it interesting and useful that the size of

the pixels that make up the characters can be controlled to some extent by varying the values of resistors *R1* or *R2*. Resistor *R1* can be adjusted between 1 and 2 kilohms and *R2* varied from 75 ohms to 1 kilohm or so. What this does is change the dc bias point and thus modify the amount of time that *Q2* has to react to the video voltage. ♦

★ FOR ORDERS ONLY! TOLL FREE (800)221-0828 ★

FOCUS

The Largest Authorized Computer Dealer in Brooklyn
Our 18th year in Electronics!
Our policy: lowest prices, prompt service, satisfaction guaranteed!

Computers Peripherals & Software

ATARI	
Huge amounts of IBM Apple Acc. and software at low prices.	Atari 1200XL 64K \$59.95
	Atari 800 w/48K 498.95
	810 Disk Drive 439.90
New Mattel Aquarius w/ C/PM	call 850 Interface 199.90
NEW! Panasonic Computer w/32K R.G.B. color	Atari 400 w/16K 73.95
	110 Recorder 48.90
	Atari Joystick 7.95
EPSON	
NEW! MX-20 Portable	FX-702 pocket computer w/basic 99.00
In stock for immediate pickup	FX-10 computer printer 69.90
NEW! FX 80 printer	FX-200 Scientific 24.90
MX 80 II	call for special deal
MX 80 III F/T	
MX 100 III	
Compare 'I' green monitor	deal
99.95	
HEWLETT PACKARD	
NEW HP 75C	\$769.95
HP 41CV	204.95
HP 41C	144.90
HP 15C Programmer	89.95
HP 15C Scientific	89.95
HP II Accessories low Price	
TEXAS INSTRUMENTS	
NEW! TI 99/2	call
TI 99/4A latter rebat.	149.95
32K RAM card (PHP 1260)	219.95
TI Man/Man	29.95
Full line of TI software in stock	
Timex TS 1100	63.90
after rebate	
16K RAM - Original Timex	44.44
Timex Printer	call
Timex Framer	16.49
Full line of Timex software in stock	
Video & Entertainment	
Original Daisey Dish Microwave Receiver	\$99.90
freq. 21.24 ghz	
with Box & 50 ft. of cable	
35 Channel Cable Converter with fine tuner	39.00
NEW! Atari CX 5200	call
Atari CX 7600 w/ Combat	110.90
Mattel Intellivision II	149.95
Concovision II	179.95
Vectrex	147.95
VGT 650	830.90
VGT 205	398.99
VIP 900 - 5 heads	899.99
NEW! CC015	849.95
CC012	530.99
Stereo cable	899.99
Sony SL-5101 cable - wireless	489.95
Sony SL 2001 portable	559.95
Sold w/AC or T.T.	
Sony HVC 7400	749.95
Panasonic PV-1275	379.95
Panasonic PV-1780	889.90
RCA	
NEW! CC015	849.95
CC012	530.99
Stereo cable	899.99

★ FOR ORDERS ONLY! TOLL FREE- 1- 800-221-0828
CIRCLE NO. 18 ON FREE INFORMATION CARD

Put Professional Knowledge and a COLLEGE DEGREE in your Electronics Career through HOME STUDY



Earn Your DEGREE
No commuting to class. Study at your own pace, while continuing your present job. Learn from easy-to-understand lessons, with help from your home-study instructors whenever you need it.

In the Grantham electronics program, you first earn your A.S.E.T. degree, and then your B.S.E.T. These degrees are *accredited* by the Accrediting Commission of the National Home Study Council.

Our *free* bulletin gives full details of the home-study program, the degrees awarded, and the requirements for each degree. Write for *Bulletin ET-83*.

Grantham College of Engineering
2500 So. LaCienega Blvd.
Los Angeles, California 90034

HARDWARE

Large-Screen Monitor. The Quad-Screen is a 17" monochrome display that can support 160 characters on 64 lines for a total of 10,240 characters. Designed for the IBM-PC, this video monitor also has 64K of memory and, during each application, each of the nearly half-million dots can be individually addressed. Bit-mapped graphics allow dot addressable resolution of 960 horizontal by 512 vertical. It includes IBM PC-DOS/BIOS compatibility, P4 or P39 phosphor, reverse video, forward or backward scrolling, and its own character set. \$1950. **Address:** Quadram Corp., 4357 Park Dr., Norcross, GA 30093 (Tel: 404-923-6666).

Apple Speech. The SSB-Apple is based on the TI TMS5220 speech synthesis device and plugs into any Apple slot. It has a built-in 325-mW audio amplifier to drive either the Apple speaker or any external 8-ohm device. A socket is provided to expand the synthesis memory by adding a TI TMS6100 chip. Included are a 5 1/4" floppy diskette containing a 1200-word dictionary in digitized form, a manual, and a stand-alone speaker. Included on the diskette are three Chinese lessons. Other languages including French, German, and Spanish are available from TI. \$195. **Address:** Multitech Electronics Inc., 195 W. El Camino Real, Sunnyvale, CA 94086 (Tel: 408-773-8400).

ZX81 Peripherals. A new EPROM programmer interfaces to the ZX81 via three parallel I/O ports. It comes assembled and tested with software to program 2716s. \$79. The nonvolatile memory and I/O unit has six parallel ports for interfacing to other devices and sockets for up to four extra chips either 2716 EPROM, 2K x 8 static RAM, or other 2K x 8 nonvolatile memory. \$79. **Address:** Wisconsinc Electronics, PO Box 332, Milton, WI 53563.

S-100 D/A. The SB-32-DA board is IEEE-696 compatible and has 32 12-bit D/A output channels. Each channel has its own 16-segment waveform generator. The master processor can set 16 points on a waveform and 16 associated timing components. There are provi-

sions for repeating waveforms, generating an interrupt upon completion of a waveform and disabling any waveform generator so a channel can perform like a conventional memory-mapped DAC. Besides the on-board RAM, the master may also directly access the boards RTC, three 16-bit counters, two time-of-day alarm comparators, three 8-bit ports, and eight frequency-counter channels. Five switchable uni- and bipolar ranges are available and each output can drive a 1K load. Accuracy is 0.02% absolute. \$825. **Address:** Digital Multi Media Control, 92972 River Rd., Junction City, OR 97448 (Tel: 503-998-6575).

SOFTWARE

Commodore Sales/Expense Program. The Sales/Expense Program for Commodore 64 and VIC-20 computers is a home or small-business system that maintains a full calendar year's sales and expense records for each month by 3 sales and 10 expense categories. Totals are calculated each month, and monthly and yearly averages are provided. Print routines work with VIC-1515 and 1525 printers. Requires an 8K expansion when used with VIC-20. \$7.95 plus \$2 handling for cassette tape. **Address:** RAK Electronics, PO Box 1585, Orange Park, FL 32073.

New TI Computer Uses CP/M-86. The Texas Instruments Professional Computer supports Digital Research's CP/M-86 and Concurrent CP/M-86. It will also run MS-DOS (the same as IBM's PC-DOS) and will use software developed for the IBM-PC and other 16-bit computers. TI has also signed an agreement with Softsel to stock third-party software for TI dealers. Some software covered is from Ashton-Tate, Digital Research, Peachtree, Micropro, Sorcim, and Software Publishing.


Apple IIe Business Software. Integrated business accounting programs, from State of the Art, are configured to run on the Apple IIe. Modules are available for General Ledger, Accounts Payable, Accounts Receivable, Budget, and Inventory Control. Packages are written in UCSD p-System and are transportable to any computer using a p-code interpreter. Packages can be installed in about 2-1/2 hours by a user who has never touched a computer. **Address:** State of the Art, 3183A Airway Ave., Costa Mesa, CA 92626 (Tel: 714-850-0111).

Commodore 64 Businessware. Southern Solutions has developed a software package called Businessware™ for the Commodore 64 using the 1541 Disk Unit, the 1525 Datasette, and 1525 Printer. It will also support the use of a larger Commodore disk unit such as the 8250 Disk Drive, which will be interfaced to the 64 later. All files in the software can be transmitted through a modem to another computer using the Mail Box package. Software consists of The Business Man (general ledger), The Bill Payer (accts. payable), The Bill Collector (accts. receivable), The Paymaster (payroll), The Record Keeper (file system), The Mail Man (electronic mail), The Time Keeper, and The Club Manager. Typical prices for the software are under \$100. **Address:** Southern Solutions, PO Box P, McKinney, TX 75069 (Tel: 214-542-0278).

File Organizer. Disk-Catalog reads any single- or double-density disk directory including all popular operating systems for the TRS-80. It enables the user to list system and invisible files and to save the file names in the catalog. Disk Catalog runs on standard TRSDOS and displays a short form directory on the screen. It is capable of creating multiple catalogs and can handle 1650 files on a 34K system or 3000 files on 48K machines. Searches can be done in Partspec, Filespec, or by using Wild Card characters. \$34.95. **Address:** Futura Software, One Cannon Dr., Nashua, NH 03062 (603-889-5858).

Coin Inventory. A feature of COINS (Computerized Inventory System) is the file of information on 1600 of the most common U.S. coins of all grades. Information is updated quarterly and provides for automatic re-evaluation of the collection. The system is now available for IBM-PC as well as the original TRS-80 Models I and III, for which it was designed. Minimum requirements are 64K, 2 disk drives, and a printer. Nonstandard coins can also be listed, with files maintained by the user. \$95, with updates at \$25 each. **Address:** Compu-Quote, 6914 Berquist Ave., Canoga Park, CA 91307 (213-348-3662).

30-Screen Color Game for IBM-PC. "Hoser" is a color graphics game featuring 15 screens at novice level and 15 for the expert. Each screen is more difficult than the last. The object is to control a thirsty hose seeking a faucet in a strange yard filled with obstacles. At any time the hose may turn against the player. Requires no joystick. \$39.95. **Address:** PC Connection, Mill St., Marlow, NH 03456 (603-446-3335). ◇



DISCOVER THE MAGAZINE THAT HELPED LAUNCH THE MICROCOMPUTER INDUSTRY

Incredible as it may seem, *Popular Electronics* helped launch the microcomputer industry. Back in 1975, we published plans for building the first powerful microcomputer based on the 8080 cpu. These plans generated incredible excitement—and started the world thinking about personal computing.

Since then, we've added more coverage of personal computing. Today, so much of the magazine is devoted to microcomputers that we've changed our name to...

Computers & Electronics


Computers & Electronics continues the *Popular Electronics* tradition of helping our readers experience the advances of the future—today. We do it with clearly written, in-depth articles explaining each innovation... plans for building useful, money-saving projects incorporating the newest technology... reviews of the latest mass-produced equipment. Whether it's microcomputer equipment, audio, video, or personal electronics, *Computers & Electronics* will make it possible for you to enjoy the newest, the most sophisticated, the most innovative technology around.

Helpful buying guides

Computers & Electronics compares and contrasts computers and other electronics gear in meaningful buyer's guide articles. We discuss features and options, what to look for, and how to get the best value. Recent buyer's guides have covered computer printers, pocket computers, sophisticated telephones, video cassette recorders and high-tech audio cassettes.

World-famous test reports

In every issue of *Computers & Electronics* you'll find our famous in-depth test reports. We take a new product, test it and analyze the results. Recently we've tested the Radio Shack TRS-80 Model III, the IBM Personal Computer, and the Sinclair ZX-81. Microcomputers by Apple, Atari, Hewlett-Packard, Intelligent Systems and Netronics. Plus an interactive data terminal, software,



and a variety of audio, video and testing equipment.

Innovative construction projects

If you're a do-it-yourselfer, you'll love the construction projects in *Computers & Electronics*. Not only did we bring the world the first successful microcomputer kit, but also projects for building the first low-cost modem. The first computer keyboard integrated with the computer (SOL).

The first low-cost voice synthesizer. The first low-cost logic analyzer. The first 1802-based microcomputer (ELF). The first low-cost function generator. The first gas-laser communicator (awarded a place in the Smithsonian Institution). The first low-cost color graphics computer module. An interface to transfer narrow line listings from your TRS-80 Pocket Computer to either a printer or CRT screen....

As you can see, our construction projects, while not necessarily complex (thanks to multifunction IC chips), will keep you at the forefront of technological development—at remarkably low cost. And in the future, we'll be bringing you construction projects to help you make your microcomputer more useful—whether it's an enhancement, an application, or a merging of technology with external controls and products.

Get the leader in the field— at up to 33% off!

Computers & Electronics is the world's most widely read computer and personal electronics magazine. Now you can subscribe at big savings: up to 33% off. At our New Subscriber rates, a one-year subscription is only \$12.97. Take advantage of this offer—complete and return the coupon or postage-paid reply card today!

Computers & Electronics P.O. Box 2774, Boulder, Colorado 80322

- YES!** Send me one year (12 issues) of *Computers & Electronics* at \$12.97—I save 19%.
 I prefer two years for \$22.97— I save 28%. Make that three years for \$31.97— I save 33%.

Savings based on full one-year subscription price of \$15.97

Mr./Mrs./Ms. _____ (please print full name) 4N112

Address _____ Apt. _____

City _____ State _____ Zip _____

CHECK ONE: Payment enclosed Bill me later.

Offer valid in U.S. and possessions only. Please allow 30 to 60 days for delivery of first issue.



Introducing the Varistor

By Forrest M. Mims, III

THE varistor, a nonlinear resistor that does not obey Ohm's law, is one of those wonderfully simple components whose operating principles are not yet fully understood. What is understood is that the varistor is well-suited for protecting electronic circuits from transient voltage surges.

The current through a standard resistor is directly proportional to the voltage across the resistor. The current through a varistor, however, varies according to the n th power of the voltage, where n is from 2 to 25. Figure 1 is a curve of the voltage versus current characteristics of a typical varistor.

Varistors are made from silicon carbide or metallic oxides, yet their construction more closely resembles that of a resistor than a semiconductor device. Metal oxide varistors, for example, are made from powdery grains of zinc oxide and small amounts of other metal oxides. The zinc-oxide powder is pressed and sintered to form ceramic discs. The discs are coated on opposite sides with silver to provide solderable contact regions.

The varistor's voltage and current handling capacities are determined, respectively, by the thickness and width of the disc. The size of the zinc-oxide grains also determines the varistor's voltage rating.

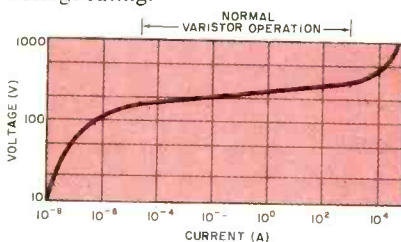


Fig. 1. Varistor V/I characteristic.

Varistors are primarily used to protect electronic circuits from transient voltage surges. They are particularly useful for protecting computers from power surges that cause memory errors or even loss of memory contents.

As shown in Fig. 1, the operation of a varistor resembles that of two back-to-back zener diodes. When the voltage across the varistor is below its rated continuous voltage, the varistor is in a high-impedance state. When the voltage exceeds the rated level, the varistor suddenly begins to conduct and its formerly very high impedance falls to a few ohms.

Voltage transients can be caused by power-line surges, lightning, switch arcing, component failures, and the sudden removal of a voltage across a transformer, inductor, or relay coil. Figure 2, for example, shows a relay coil connected through a switch to a power supply. When the switch is opened, the field in the coil collapses and induces a series of high-voltage spikes across the coil terminals. The varistor serves to short to ground the spikes having an amplitude above the varistor's voltage rating.

A New Pair of Low-Voltage Varistors. Recently General Electric added to its line of GE-MOV^R II metal-oxide varistors two new low-voltage devices designed specifically to protect TTL integrated circuits from transient voltage spikes. Designated V8ZA1 and V8ZA2, the two varistors are rated for a continuous voltage of 5.5 V. The V8ZA1 is rated for a maximum clamping voltage of 22 V at 5 A and a peak transient current of 100 A. The V8ZA2 is rated for a maximum clamping voltage of 20 V at 5 A and a peak transient current of 250 A.

Figure 3 is a photograph of the V8A22 next to a 28-pin dual-in-line package IC. General Electric claims the new varistors perform better in over-stress situations than competing silicon devices. Another advantage is low cost. In large quantities, the General Electric devices sell for only 35 cents each.

Incidentally, in addition to its low-voltage varistors, General Electric also manufactures an entire line of high-voltage, high-current devices. For example, the B-series device shown in Fig. 4 next to a low-voltage varistor can protect industrial electrical systems from transients with peak currents of 70,000 A and energy levels up to 10,000 joules. At 200 A, the maximum clamping voltage of this device is 7.8 kV.

For more information about metal-oxide varistors, contact a General Electric distributor or write the company

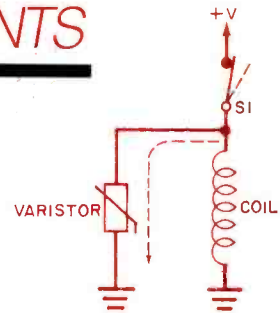


Fig. 2. Varistor voltage clamp.

(GE, Semiconductor Products Department, Auburn, NY 13021). General Electric has recently published the third edition of its excellent applications manual on varistors, "Transient Voltage Suppression" (1982). The manual is GE publication number 400.3, and it sells for \$5.00. The company also offers (prices unspecified) design kits that include a low-voltage GE-MOV II varistor.

Varistor Operating Precautions.

When exposed to voltage or current transients above its peak ratings, a varistor may fail. General Electric's varistor literature describes a possible consequence being "... mechanical rupture of the package accompanied by expulsion of package material in both solid and gaseous forms." An explosion by any other name is still an explosion. For this reason, if overstress conditions are expected, it would be wise to fuse the varistor or to mechanically shield it from other components and people.

A New 12-MHz Microcomputer. The Z8 is an 8-bit, 40-pin, single-chip microcomputer designed for use as a general-purpose controller for disk drives, terminals, printers, etc. The Z8 contains a 144-byte register file. Four registers in the file are dedicated I/O ports, 16 are status and control indicators, and the remaining 124 are reserved for general-purpose, user-definable applications. The Z8 also contains a full duplex (bidirectional) UART and two programmable 8-bit counter/timers.

Traditional microprocessors include a single accumulator register, but each of the Z8's general-purpose registers




Fig. 3. GE's new varistor (left) is designed to protect TTL circuits.

...S-S DEVELOPMENTS

can be used as an accumulator. They can also be used as address pointers, index registers, and other functions. Zilog claims this flexibility of its register oriented architecture "... permits over 30% higher code densities than primitive accumulator designs and allows appreciably reduced development time."

Until recently, the Z8 was available only in an 8-MHz version. Now, Zilog, Inc. (Components Marketing, 1315 Dell Ave., Campbell, CA 95008) has introduced a 12-MHz version of this popular single-chip microcomputer. Seven specific versions of the new computer are available. The Z8611 is the standard 40-pin computer containing 2K or 4K bytes of internal, mask-programmed ROM. The Z8613 Protopack is a 40-pin prototype development version with a self-contained 24-pin socket for direct interface to 2K or 4K bytes of erasable programmable ROM (EPROM). The Z8681 is a ROM-less version that replaces the internal ROM with alternative combinations of I/O lines and bus capabilities. The Z8671 includes on-chip Tiny BASIC.

Prices for the new 12-MHz Z8 chips are only slightly higher than the 8-MHz versions. For example, in large quantities the 8-MHz Z8611 is under \$10, while the 12-MHz version of the same chip is under \$12.

World's Brightest LEDs? Japan's Stanley Electric Co., Ltd. (LED Sales Section, 2-9-13, Nakameguro, Meguro-ku, Tokyo 153, Japan) has recently been running full-page ads in electronics trade magazines claiming "The World's Brightest LEDs." These new GaAlAs LEDs are claimed to emit 500 millicandelas and to be some 8 times more intense than conventional GaAsP LEDs driven at the same forward current.

Regular readers of this column will recall that GaAlAs is the ternary alloy used so successfully to make very powerful near-infrared emitters. Stanley, incidentally, also makes high-power GaAlAs near-infrared emitters.

Is a 500 millicandela LED really the

world's brightest? Among the brightest conventional GaAsP red LEDs is Hewlett-Packard's 5082-4650 series (Hewlett-Packard Components, 640 Page Mill Road, Palo Alto, CA 94304). The 4655 is encapsulated in clear, diffused epoxy and at 10 mA of forward current has a luminous intensity of typically 4 millicandelas. The 4658, the same diode encapsulated in clear, non-diffused epoxy, has a luminous intensity of 24 millicandelas. At 20 mA, the 4658 has a luminous intensity of more than 60 millicandelas.

From Stanley's advertisement, its new diode apparently delivers 500 millicandelas when driven at 50 mA. By extrapolation, therefore, it has approximately five times more luminous intensity than the Hewlett-Packard LED when both diodes are operated at the same forward current.

GaAlAs is certainly placing a new light on both visible and near-infrared diode emitters. Several LED makers were quick to offer high-power GaAlAs near-infrared emitters when they first became available a few years ago. It is likely, therefore, that other companies will soon offer the new high-power visible-red GaAlAs diodes.

More High-Speed CMOS Chips. National Semiconductor (2900 Semiconductor Dr., Santa Clara, CA 95051) and Motorola (Box 20912, Phoenix, AZ 85036) continue to add new members to their jointly developed 54HC/74HC high-speed CMOS family. Among the latest National entries are the MM54HC139/MM74HC139 dual 2- to 4-line decoder, the MM54HC164/MM74HC164 8-bit serial-in/parallel-out shift register, and the MM54HC00/MM74HC00 quad 2-input NAND gates.

These new high-speed CMOS chips are considerably faster than conventional CMOS and easily approach or even exceed TTL speeds. For example, the 54HC164/74HC164 features a typical operating frequency of 50 MHz and a typical propagation delay (clock to Q output) of only 19 ns. Its supply voltage range is 2 to 6 V, and maximum standby current is 80 μ A.

I'm not aware of a mail order dealer that stocks these new high-speed CMOS chips, but you can be sure they will become widely available as more circuit designers learn about their excellent specifications. Their price may at first be quite a bit higher than conventional chips, however. For example, the 54HC00/74HC00 packaged in a plastic dual-in-line package now sells for 51 cents in quantities of 100 or more. Their high performance, however, more than makes up for the increased cost.

A New Fiber-Optic Record. British Telecom has established a new record for the world's longest fiber-optic telecommunications link. The system's cable links London and Birmingham and is nearly 130 miles long. The system employs second-generation LEDs that emit at 1.3 micrometers. First generation LEDs emit in the 800-900-nanometer range and are therefore subject to more attenuation when used as sources for low-loss fibers.

Thanks to the 1.3-micrometer LEDs used in this system, the cable has an attenuation of only 1.5 dB per kilometer. This increases the repeater spacing from 5 miles for a first generation system to about 6 miles.

Regular followers of fiber-optic developments should be aware that British Telecom's new system will hold the distance record for only a limited time. Developments in this field occur so rapidly that their record may be surpassed before this column is published.

Wanted: New Product Information.

Information about the solid-state components and products described in this column is gleaned from news releases, phone calls to and from manufacturers, technical papers published in scholarly journals, and articles printed in electronics trade publications. If you work for a company, university, or research institution involved in solid-state product or component developments not yet described in this column, please ask your public relations department to place Solid-State Developments on its mailing lists. News releases, preferably accompanied by black-and-white photos, should be mailed to my attention, Solid-State Developments, COMPUTERS & ELECTRONICS, One Park Avenue, New York, NY 10016. While it will be impossible to use or acknowledge receipt of all such information, all news releases will be reviewed, and those having high interest to readers will be considered for inclusion in future columns. Meanwhile, thanks to all of you for your help in broadening this column's data base. \diamond



Fig. 4. The high-energy varistor at left protects against transients having peak currents of 70,000 amperes and energies of 10,000 joules.

Experimenting with Electronic Flash Circuits

By Forrest M. Mims, III

THE brilliant white light emitted by a xenon flash tube has many practical applications. It's used for photographic illumination, solar simulation, and laser stimulation optical (pumping of laser materials), as well as for many kinds of safety, rescue, and warning lights.

Though specially designed high-pressure xenon lamps can be operated continuously if suitable cooling is provided, most xenon-filled lamps are operated in a flash mode. Such lamps can have many different configurations. A few have envelopes of metal and glass, but most are glass cylinders or bulbs containing discharge and trigger electrodes. The cylinder configuration, the most common of all, is merely a hollow glass or quartz tube with an electrode at each end.

Cylindrical xenon flash tubes can be as small as a matchstick or, in the case of very high-power glass lasers used in fusion research, as big as a fence post. The glass tubes can be straight or shaped in the form of an L, U, or spiral.

Figure 1 is a block diagram of the essential ingredients of a circuit for operating a xenon lamp in the flash mode. A high-voltage supply simultaneously charges a large energy storage capacitor and a much smaller trigger capacitor. After the main capacitor is charged, the lamp is flashed by dumping the charge on the trigger capacitor through the primary of the trigger transformer. The high-voltage spike appearing at the secondary of the transformer is coupled to a small metal strap or wire wrapped around the flash tube.

This voltage spike ionizes some of the gas within the tube and provides an electrically conductive path for the charge in the main capacitor. The capacitor then discharges through the tube and excites the xenon atoms into emitting an intense white flash.

Figure 2 is a circuit that implements the operation of the block diagram in Fig. 1. Note that $C1$, the main energy storage capacitor, is connected directly across the flash tube. No leakage of charge occurs since the xenon does not conduct unless it is first ionized by a voltage higher than that across $C1$.

After both $C1$ and $C2$ are charged,

the flash tube is triggered by closing $S1$. This dumps $C2$'s charge through trigger transformer $T1$'s primary. Since $T1$ has a very high turns ratio, several thousand volts appear across its secondary. This voltage is coupled to the flash tube's trigger electrode where it ionizes some of the xenon gas and provides a low resistance path for the energy stored in capacitor $C1$.

The discharge of $C1$ through the xenon is accompanied by a brilliant flash of light. The xenon resumes its nonconductive state immediately after $C1$ is discharged. As soon as $C1$ and $C2$ are recharged, $S1$ can again be closed to obtain another flash.

The energy in joules stored in the main flash capacitor is one-half the product of the capacitance and the square of the voltage. For example, a 400- μ F photoflash capacitor charged to 350 V has a stored energy of 24.5 joules.

The duration of the flash is determined by the RC time constant of the flash capacitor and the discharge path

through the flash tube. Sometimes intervening networks are included to shape the discharge event into a square pulse with fast rise and fall times.

A very large C implies a long discharge time and, hence, a long flash. For short flashes it is necessary to use small values of C. To obtain equal illumination, V must then be increased. For example, to match the 24.5 joules in the preceding example, a 10- μ F capacitor would have to be charged to 2.214 kV.

Alternatively, the flash can be electronically ended at almost any time by an appropriate solid-state switch. This is the method used by "computer" strobe flashes so popular with photographers. Thus, fast pulses are obtained with low energy levels. One plus is that the energy remaining in the capacitor can be used for one or more subsequent flashes, thereby extending battery life and reducing recycle time.

You may be wondering why $R1$ is included in the circuit in Fig. 2 since it plays no role in the charge-discharge cycle. Its only role is to bleed the charge from $C1$ should the high-voltage supply be turned off. Even if the flash tube is triggered after the high-voltage supply is turned off, some residual charge may remain in $C1$ which will be discharged through $R1$.

The circuit will operate without $R1$, but including it is a very important safety precaution. The hazards of the high voltage required to operate xenon flash circuits are so profound that it's important to discuss them in detail before looking at some working circuits you may wish to assemble.

Important Flash Tube Precautions.

Though the power supplies of some specialized xenon flash units may deliver several thousand volts, most produce from 150 to 500 V. You should, therefore, exercise considerable caution when working with such circuits. Always keep one hand well away from the circuit to prevent a potentially dangerous or even lethal through-the-body shock.

You can eliminate the shock hazard of a high-voltage supply simply by disconnecting the power. But this alone will not eliminate the hazard posed by capacitors that may have been charged by the supply. For example, in Fig. 2 the high voltage is stored in both $C1$ and $C2$.

Capacitor $C2$ usually has a capacity of a few tenths of a microfarad, but $C1$ may have a capacity of several hundred microfarads. Therefore, $C1$ poses far

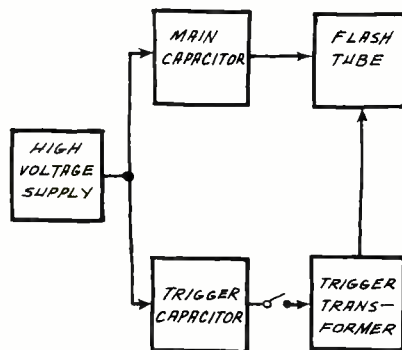


Fig. 1. Block diagram of a flash-tube trigger circuit.

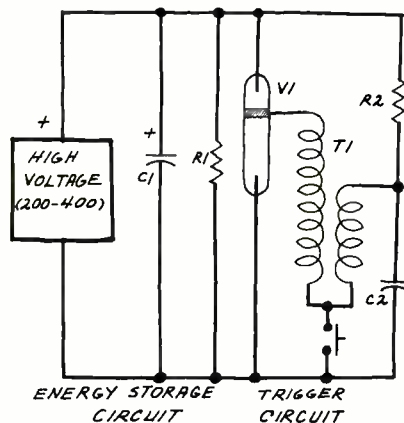


Fig. 2. Basic flash-tube circuit.

...EXPERIMENTER'S CORNER

more of a hazard than C2. A charge of several hundred volts on a capacitor of several hundred microfarads is enough to vaporize and melt away a small crater in a steel screwdriver tip! Since considerable residual charge can be retained by such a capacitor for hours, days or even weeks, it is imperative that you treat all photoflash capacitors with the respect due a loaded gun. *Never* handle this kind of capacitor without first discharging it by bridging across its terminals the blade of an insulated screwdriver, or a power resistor with well insulated leads. Use only one hand to bridge the capacitor terminals and be sure the capacitor is *fully* discharged before handling it.

Charged photoflash capacitors are so hazardous that even taking precautions sometimes does not help. For example, ten years ago I was experimenting with a voltage divider I had assembled from a string of 10- μ F, 450-V capacitors. The input to the multiplier was connected to a 350-V miniature power supply powered by a 3-V battery. The output from the multiplier was about 1000 V.

Because of the shock hazard, I followed the traditional safety practice of keeping one hand in my pocket. All went well until the springy ladder of capacitors and diodes suddenly slid from the workbench and into my lap. I grabbed one end of the multiplier with my free hand just as its high-voltage output lead touched my pants. Suddenly there was a loud pop and a puff of smoke, and a terrific jolt threw me to the floor. I was not only "shocked," but got a bad burn on my leg to boot. Suffice it to say that this unsettling experience left a lasting impression on me about the hazards of charged capacitors.

A Single-Shot Flash Circuit. Figure 3 shows a single-shot flash circuit designed around commonly available components. Transformer *T1* is a standard filament transformer. Transistors *Q1* and *Q2* form a simple oscillator. In operation, the fast-risetime pulses from the oscillator are directed through the 6.3-V winding of *T1*. When powered by a 1.5-V dry cell, the initial part of the output pulse appearing at *T1*'s 120-V winding has a peak potential of about 170-V and a duration of about 40 ms. The pulse amplitude then falls to about 100 V for the remainder of the 110-ms pulse.

The high voltage from *T1* is stored in *C2* and *C3*. Diode *D1* prevents these capacitors from discharging through *T1*. Resistor *R3* is a bleeder resistor that dis-

WHILE OTHERS PROMISE.... WE DELIVER

ORDER TOLL FREE (800) 221-8180 IN NEW YORK (212) 732-8600

ATARI 1200XL \$639 (64K)

- ATARI COMPUTERS**
 ATARI 400 (40K RAM) \$259.95
 ATARI 800 (16K RAM) \$499.95
- ATARI HARDWARE**
 ATARI 1010 (Program Recorder) \$79.95
 ATARI 810 (Disk Drive) \$429.95
 ATARI 850 (Acoustic Modem) \$149.95
 ATARI 850 Interface Module \$189.95
 TARA C-52 (32K Board) \$64.95
 ALIEN GROUP (800 & 800) \$99.95
- SOFTWARE LISTED BELOW COMPLETELY WITH ATARI HOME COMPUTER SYSTEMS**
- ATARI SOFTWARE**
 AIR RAIDERS \$34.95
 CX-4020 (CENTRO) \$34.95
 CX-4022 (NEX-MAN) \$34.95
 CX-4024 (CALULAN) \$34.95
 CX-4025 (DEFENDER) \$34.95
- ATARI PROGRAM EXCHANGE SOFTWARE**
 WORD PROCESSOR (10K) \$29.95
 EASTERN FRONT (10K) \$29.95
 7-37 LANDING SIMULATOR (10K) \$29.95
 HARWARE (10K) \$29.95
 OUTLAW HUNTER (10K) \$19.95
- ON LINE SOFTWARE**
 CROSSFIRE (10K) \$25.95
 FROGGER (13K Disk) \$29.95
 ULYSSES (10K) \$29.95
 THRESHOLD (10K 40K) \$29.95
 MOUSE ATTACK (10K 32K) \$31.95
- THOMSON EM SOFTWARE**
 BRITISH HERITAGE PT.1 (Cassette) \$24.90
 DARTS (Cassette) \$24.90
 FIGURE RUN (Cassette) \$24.90
 JUMBO SET PILOT (Cartridge) \$39.90
 SUBMARINE \$39.95

- TI HARDWARE**
 PHP 1500 Speech Synthesizer \$114.95
 PHP 1600 Telephone Modem \$168.95
 PHP 1700S 232 Interface \$168.95
 PHP 1800 Disk Drive Controller \$218.95
 PHP 1850 Disk Memory Drive \$359.95
 PHP 1260 SX RAM Card \$219.95
- TIMEX SINCLAIR COMPUTER**
 TIMEX SINCLAIR HARDWARE \$69.95
 TIMEX SINCLAIR 1000 \$69.95
 TIMEX 1016 (16K RAM Expansion) \$44.95
 TIMEX SINCLAIR PRINTER 2040 \$89.95
- TIMEX SINCLAIR MEMOPAK**
 MEMOTECH (16K exp. for Time) \$49.95
 MEMOTECH (32K exp. for Time) \$89.95
 MEMOTECH (64K exp. for Time) \$129.95
 MEMOTECH PERIPHERALS DESIGNED TO FIT TOGETHER IN PROXY BACK BASHKOW
- TIMEX SINCLAIR SOFTWARE**
 TIMEX Flight Simulator \$18.95
 TIMEX FROGGER \$19.95
 TYRENT Football \$11.95
 TYRENT Arithmetic Baseball \$11.95
 SOFTSYNC Space Commando \$14.95
 SOFTSYNC Sharp's Treasure \$14.95
 TIMEWORKS Rod of Lost Tomb \$19.95
 TIMEWORKS Banana Game \$19.95
 XIBMC Cubiks \$12.95
 XIBMC BASHKOW \$12.95

VIDEO GAMES

- ATARI CE-5200 Video Game \$199.95
 VECTREX VIDEO GAME \$159.95
 ATARI VIDEO GAME (CX-2600) \$99.95
 MATTEL INTELLIVISION II \$149.95
 MATTEL INTELLIVISION \$89.95
 COLLECTION Video Game \$179.95
 ODYSSEY VIDEO GAME \$89.95

BLANK TAPES

- MINIUM ORDER 12 AUDIO TAPES**
 MAXELL UDULIX C-90 \$2.99
 MAXELL QUA 90 \$3.99
 SONY UCX5 90 \$3.99
 TDK SA-90 \$2.55
 TDK SA3 90 \$3.98
- STEREO-TO-GO**
 SONY WMD-6 (Cass. Ster./Dolby) \$129.95
 SONY WM7 (2/3 Cass. Stereo) \$124.95
 SANYO MGR (Cass. Stereo) \$29.95
 SANYO MC-160 (Dolby) (Cass) \$89.95
 AIWA BSF-02 (2/3 Ster./Auto Rev) \$129.95
 AIWA BSF-02 (FM Cass. Ster./REC) \$129.95
 TOSHIBA KTS-5 (FM Cass. Stereo) \$65.95
 TOSHIBA KTV-51 (FM/AM Cass. Ster.) \$89.95
 PANASONIC RP202K (Cass. DDD) \$124.95
 MC PC-11 (120 Stereo) \$24.95
 SONY ICF-7000A (Portable 9-Band Short Wave) \$95.95

TEXAS INSTRUMENTS T99/4A (16K RAM) \$269.95

- NEC PC-8001A \$689**
 (32K RAM)
 NEC PC8051A (Dual Mini Disk Drive) \$685
 JMD
- PRINTERS**
 EPSON MX 80-8 \$599.95
 EPSON MX 100-8 \$599.95
 SANYO CORONA Letter Quality Printer TPI-10P (10-Prin) \$599.95
 TPI-12P (12-Prin) \$599.95
 NEC PC-8025 (Printron Feed) \$499.95
 STAR MICRONICS GAMB-10 \$539.95
 STAR MICRONICS GAMB-15 (100 CPS Full Size) \$449.95
- EPSON FX-80 CALL**
 -Printron Feed (160 CPS)
- MULTITEK MPF-II \$349**
 (64K RAM Color Apple II) Software Compatible
- APPLE & FRANKLIN SOFTWARE**
 ADVENTURE INTERNATIONAL SOFTWARE PREPPE (Disk) \$27.90
 PLANETODES (16K Disk) \$22.90
 REAR GUARD (16K Disk) \$27.90
 SEA DRAGON (Disk) \$29.90
 TUNNEL TERROR (16K Disk) \$27.90
- BRODERBOND SOFTWARE**
 GENETIC DRIFT \$26.90
 SERPENTINE \$29.90
 STAR BLAZER \$26.90
 TRACK ATTACK \$26.90
- EDUWARE SOFTWARE**
 COMPUTMATH \$44.90
 PSAT WORD ATTACK \$44.90
 ALGEBRA \$29.90
 COMPSPELL LEVEL 4 \$17.90
- ONLINE SOFTWARE**
 MOUSEATTACK \$29.90
 CRUSH CRUMBLE CHOMP \$29.90
 ULTRIX II \$44.90
 WIZARD AND PRINCESS \$26.90

- SHARP COMPUTERS**
 SHARP PC-1500 \$209.95
 PC-1211 (16K Computer) \$89.95
 CE-122 (Printer 1211) \$39.95
 CE-150 (Printer for PC-1500) \$174.95
 CE-151 (6K RAM Expansion) \$49.95
 CE-155 (8K RAM Expansion) \$99.95
- FLOPPY DISCS**
 MAXELL MD-1 (Box of 10) \$34.90
 SCOTCH 745D (Box of 10) \$39.90
 ELEPHANT GOLD (Box of 10) \$34.90
 ELEPHANT YELLOW (Box of 10) \$29.90
 BASF FD-10 (Box of 10) \$32.90

DEALER SUSTANTIATION: INQUIRIES CALL (800) 221-3191 "OUR NAME MEANS A GREAT DEAL"

J&R MUSIC WORLD
 23 PARK ROW, DEPT. CE5, NYC NY 10038

HOW TO ORDER BY MAIL: FOR PROMPT AND COURTEOUS SHIPMENT SEND MONEY ORDER, CERTIFIED CHECK, CASHIER'S CHECK, MASTERCARD, VISA (include card number). Include no expiration date and signature. **DO NOT SEND CASH.** PERSONAL AND BUSINESS CHECKS MUST CLEAR OUR BANK BEFORE PROCESSING. \$25 MINIMUM ORDER. Shipping Handling & Insurance Charge \$4.95. (For orders with \$25.00 minimum charge) For US Ship TO CONTINENTAL US, ALASKA, HAWAII, PUERTO RICO AND CANADA ONLY. (Canadian orders Add 10% shipping with a 7.95 minimum charge) For shipments by air, please double these charges. **SORRY, NO C.O.D.'S.** NEW YORK STATE RESIDENTS PLEASE ADD SALES TAX. ALL MERCHANDISE SHIPPED BRAND NEW, FACTORY FRESH AND 100% GUARANTEED.

SEND FOR FREE 240 PAGE AUDIO/VIDEO CATALOG

COMMODORE 64 \$399 (64K RAM)

- COMMODORE HARDWARE**
 VIC 1211 (Super Expander) \$49.90
 VIC 1630 (Data Cassette) \$19.95
 VIC 1541 (Single Disk Drive) \$299.95
 VIC 1525 (Graphic Printer) \$214.95
 VIC 1600 (Telephone Interface) \$84.95
 VIC 1111 (16K RAM Cartridge) \$94.95
 VIC 1071A (85-232) \$44.95
 CARDBOARD 6 (40K Expander) \$84.95
- VIC-20 SOFTWARE**
 VL 102 (Intro to Basic Pt 1) \$23.90
 VL 103 (Intro to Basic Pt 2) \$23.90
 VL 110 (Program Guide) \$14.90
 VIC 1907 (ADVENTURES) \$23.95
 VIC 1904 (SuperGrid) \$23.95
 VIC 1910 (Radar Bar Race) \$24.95
 VIC 1914 (Adventure Land) \$29.95
 VIC 1915 (Pirate Cove) \$29.95
 VIC 1916 (Mission Impossible) \$28.95
 VIC 1919 (Sargon II Chess) \$23.95
 VIC 1922 (Cosmic Crunch) \$28.95
 VIC 1923 (Golf) \$28.95
 VIC 1931 (Sea Wolf) \$24.95

- VIC-70 SOFTWARE FOR VIC-70**
 KOSMIC KOMKAZE (Dataset rec) \$19.95
 ALIEN PANIC (Cassette) \$29.95
 CLOUD BURST (Cartridge) \$29.95
 VERMUM (Cartridge) \$34.95
 METEOR RUN (Cartridge) \$34.95
 SATELLITES (Cartridge) \$34.95
 VHS CAT (Dataset Rec) \$19.95
- MUSEKOP SOFTWARE FOR VIC-70**
 ALIEN PANIC (Cassette) \$9.95
 BOMBER (Cassette) \$9.95
 DEFENDER ON TRI (Rec. 16 Expander) \$11.95
 EXTERMINATOR (Rec. VIC-1550) \$19.95
 INVASION (Cassette) \$9.95
 JOURNEY (Cassette) \$9.95
 KRAZY KONG (Cassette) \$9.95
 QUREX (Cassette) \$9.95
 RESCUE (Cassette) \$9.95
 SEARCH (Cassette) \$9.95
 SIX GUNNER (Cassette) \$9.95
 VIC MAN (Cassette) \$9.95
- NES SOFTWARE FOR VIC-20**
 AGGRESSOR (Cartridge) \$29.95
 CONCENTRATION (Cassette) \$13.95
 DIAM BOMBER (Cassette) \$14.49
 PAK BOMBER (Cassette) \$13.95
 SYNTHESOUND \$44.95
 LASER BLITZ (Cassette) \$14.95
 HERMITTIE (Word Proc.) \$14.95
 VICTREX (Cassette) \$14.95

PANASONIC CT-160 (Color Monitor) \$299

MONITORS
 TI PHA 4100 (10" Color) \$299
 NEC C-12202A (12" Color) \$299
 SONY KR-1211 (12" Color) \$639
 QUASAR 10-1762 (7" Color) \$119
 PANASONIC TR-120 (12" Green) \$179.95
 PANASONIC CT-7711 (7" Color) \$449
 NEC PC-12202A (12" Color Monitor) \$299
 USI PH-19 (Green) \$129.95

FREE McIntosh STEREO CATALOG and FM DIRECTORY

Get all the newest and latest information on the new McIntosh stereo equipment in the McIntosh catalog. In addition you will receive an FM station directory that covers all of North America.




McIntosh Laboratory Inc.
 East Side Station P.O. Box 96
 Binghamton, N.Y. 13904-0096

NAME _____

ADDRESS _____

CITY _____ STATE _____ ZIP _____

If you are in a hurry for your catalog please send the coupon to McIntosh. For non rush service send the Reader Service Card to the magazine.

...EXPERIMENTER'S CORNER

charges $C2$ and $C3$ should the power supply be turned off.

The very high voltage required to ionize the xenon in flash tube $V1$ is provided by $T2$ and $C4$. Capacitor $C4$ is charged through $R2$ to the power-supply voltage. When $S2$ is closed, $C4$ is discharged through $T2$'s primary. A spike of several kilovolts then appears at $T2$'s secondary and ionizes the gas in $V1$. Capacitors $C2$ and $C3$ are then discharged through $V1$. After $C2$, $C3$ and $C4$ are recharged, closing $S2$ will initiate a second flash.

The only specialized components in this circuit are $T2$ and $V1$, both of which can be purchased from various electronic parts suppliers. Various kinds of flash tubes and trigger transformers may have different pin orientations, so none is shown in Fig. 3. Be sure to follow any pin outlines provided with the components you purchase. The high-voltage output of $T2$ is often indicated by a red dot and the primary is of heavy wire.

If you build this circuit, be sure to observe carefully all relevant safety precautions. *Never touch any connections*

or leads in the boxed high-voltage section shown in Fig. 3.

An Automatic Flashing Strobe. The circuit in Fig. 4 automatically discharges a pair of capacitors through a flash tube every 1 to 2 seconds. In operation, the output from a 555 oscillator is directed through the 6.3-V winding of $T1$. When powered by a 9-V battery, a 200-V square wave appears at $T1$'s 120-V winding. Components $D1$, $D2$, $C2$ and $C3$ form a voltage doubler that rectifies, increases, and stores this voltage.

Resistor $R6$ charges $C4$ to the power-supply voltage. When the voltage reaches neon lamp $I1$'s turn-on point (80 to 100 V), $C4$ begins to discharge through the primary of $T2$ and $I1$. Simultaneously, $SCR1$ is turned on by the voltage appearing across the lamp. $SCR1$, which should be rated for 400 or more volts, provides a very low-impedance path between $T2$ and $C4$. The resulting high-voltage spike across $T2$'s secondary ionizes the gas in $V1$, thus providing a low-impedance path for discharging $C2$ and $C3$. After the resulting flash, $C2$, $C3$, and $C4$ begin recharging until the trigger cycle is repeated.

Because the flashes are bright

enough, this simple circuit can be used as a warning light. For brighter flashes, $C2$ and $C3$ can both be increased. The flash rate, however, will be reduced.

If the circuit fails to flash, $I1$ may be switching on at a voltage below that required to prove sufficient ionization potential across $V1$. Try another neon lamp. You may also try connecting two or more neon lamps in series to increase the ionization potential. Another cause of circuit malfunction is low-impedance leakage paths between ground and the high-voltage output from $T2$. These paths may be direct ones between exposed or poorly insulated wire leads, or may be formed by moisture and contamination on circuit boards. Even the glass surface of the flash tube itself may act as a leakage path.

Be sure to follow the safety precautions given for the previous circuit. Remember that the boxed portion of the circuit is potentially hazardous.

Going Further. After you have experimented with the basic flash circuits in Figs. 3 and 4, you may wish to replace the bulky filament transformer ($T1$) with a more compact dc-dc converter transformer like those used in photographer's strobe units. You can buy such transformers, but you can also salvage them along with flash tubes, trigger transformers, photoflash capacitors, etc. from defective or surplus flash units.

I have a stock of a dozen such flash units purchased for a few dollars each at the camera department of a discount store. Using the oscillator circuit and other components salvaged from these units, I have built half a dozen miniature automatic flashers.

A typical unit is installed in a plastic case measuring about 1" x 2" x 3". The reflector assembly and xenon lamp are protected by a yellow plastic filter. The unit's AA NiCd cells are recharged by a homemade solar battery. This unit clips on my bicycle shorts or bike packs and has accompanied me on many long distance cycling trips over the past five years.

Should you attempt to build such a flasher or work with salvaged flash units, be especially careful of the high voltage generated by these units. It is essential that you discharge the main capacitor and turn off the power before attempting to disassemble or modify such a device. Make sure the batteries are disconnected or removed before beginning work. For automatic flasher units, you will want to replace the large photoflash capacitor with one that is no more than 10 to 20 μF and rated for the proper voltage (usually 450 V).

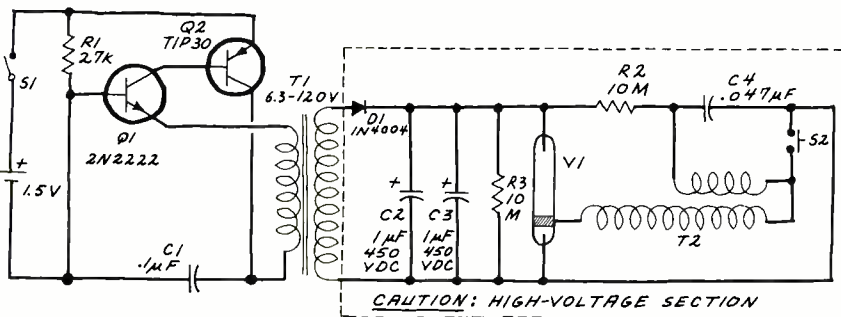


Fig. 3. Single-flash xenon strobe circuit.

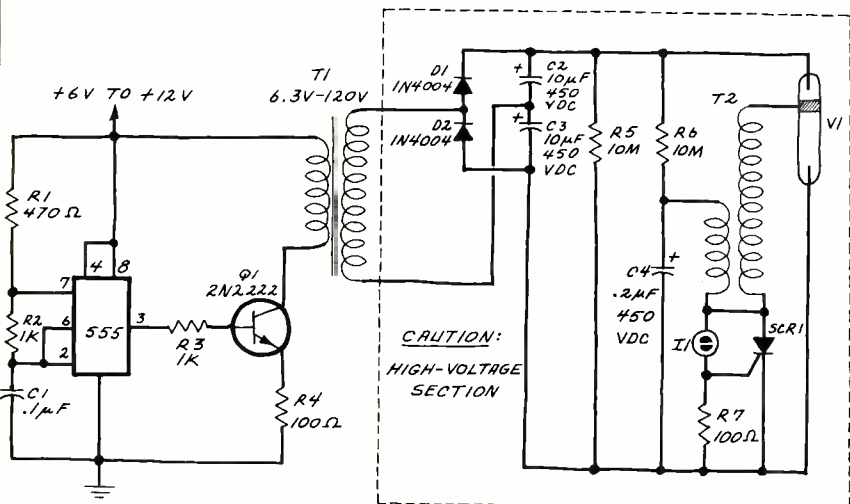


Fig. 4. Xenon strobe flasher circuit.

Clean-Scrubbed Mountain-Fresh Air—All the Time!

Clean Ace Yanks the Dirt, Dust, and Smoke Right Out of the Air... Then Literally Manufacturers New Clean Air.

CLEAN ACE isn't just an improvement on the old ionizers or filters. It's the result of totally new technology.

This Air Cleaner uses only 14 watts of power. It's whisper-quiet. It's compact and attractive.

But under its good-looking exterior thrums a mighty, powerful, industrial-strength heart. As it gathers the dust and pollution in the room, it disinfects and cleans the air, actually replacing dirty air with ozone-clean fresh air.

Kills Air-Borne Germs and Mites

The CLEAN ACE Air Cleaner has a built-in ultraviolet light. This special lamp radiates on two separate wavelengths.

The first, lower wavelength converts the oxygen molecules in the air to ozone, destroying odors as though a hammer is smashing the offending molecules.

The second, high wavelength kills not only germs but also the tiny "mites" that can be so irritating (and socially unacceptable). You might notice an immediate **decrease** in the number of runny noses and colds. It's no accident.

Will you Actually Feel Better?


We think you'll feel better because the air will be so pleasant and refreshing to breathe. Many, many people report the disappearance of their tiredness and general irritation when the air is properly ionized.

An opinion is one thing; a fact is another. The ability of the CLEAN ACE to kill germs and airborne pests is a **fact**. The feeling of well-being you get from fresh ozone is a **fact**. The oxidizing effect ozone has on bad-smell molecules is a **fact**.

Of course the CLEAN ACE is absolutely safe. The special ultraviolet quartz-glass tube doesn't transmit the high-range rays that can redden the skin. The unit plugs into any wall outlet, and because it "creates" fresh air you don't have to open a window.

Unbelievable POWER

The home-size Model 8200 CLEAN ACE is 11" wide, 7½" high, 5" deep. It weighs only a couple of pounds. It makes no noise.



The home-size CLEAN ACE Model 8200 cleans the air in an average room in about 10 minutes.

Can you believe it will clean the air in an average room in about 10 minutes? Can you believe it works with every window shut and the heater or air conditioner on? Can you believe you'll be able to see the ugly black particles from your room the CLEAN ACE has trapped in its super-efficient filter?

You'd better believe it.

You don't assemble anything. We'll include a descriptive booklet, but there's nothing to learn: just press the "On" button and let it run.

END EMBARRASSMENT FOREVER!

If someone is bedridden, somehow odors start to accumulate. Never again! If even two or three people smoke at a party, the air is blue with smoke. Never again!

If you have a meeting in your office or conference room, after a while the air is heavy, even foul. Never again!

If you're cooking, the aroma of fish, shrimp, lamb, and many vegetables seems to hang there forever, gradually changing from "aroma" to "smell." Never again!

Now—

A CLEAN ACE for Your Car!

The Model 1000 mounts under the dashboard or sits on the seat. Plug it into the cigarette lighter, and smog, pollution, grime, and stale air never will touch you.

What a difference clean air will make when you're driving around town or when you're stuck bumper-to-bumper in rush hour traffic, where normally you'd be inhaling the carbon monoxide from the exhaust of the car in front of you!

If someone is a smoker, instead of driving around with smarting, burning eyes, turn on your CLEAN ACE Model 1000 and forget that cigarette or cigar is lit.

COMFORT IS AS NEAR AS A PHONE CALL

We've seen old-fashioned air cleaners which lack the space-age technology of the CLEAN ACE, selling for up to \$245. New Horizons is a direct-factory source, and you'll be able to own this **high-powered** air cleaner for far less than you'd expect to pay in a store—if they had it.

Here's how to order:

The powerful home-size CLEAN ACE Model 8200 is yours for just **\$139.95**, plus \$4.50 for shipping.

The powerful automobile-size CLEAN ACE Model 1000 is yours for just **\$119.95**, plus \$4.50 for shipping.

Send check, money order, or credit card information (VISA or MasterCard) and we'll ship your CLEAN ACE Air Cleaner immediately.

We Absolutely Guarantee!

After you have your CLEAN ACE, plug it in and use it for up to a full month. If for any reason you don't want to keep it, send it back for a full refund, no questions asked.

Home-Size CLEAN ACE,

Model 8200 — **\$139.95**

Car-Size CLEAN ACE,

Model 1000 — **\$119.95**

add \$4.50 per total order for shipping

For instant service, if you have a VISA or MasterCard, call toll-free 24 hours a day, seven days a week:

1-800-824-7888

Ask for Operator 551.
(in California: 1-800-852-7777)

The CLEAN ACE is another electronic marvel from

NEWHORIZONS

DEPT. CE5, 1 Penn Plaza, Suite 100
New York, NY 10119

CIRCLE NO. 27 ON FREE INFORMATION CARD

AMAZING DEVICES

LASERS

RUBY LASER RAY GUN — Intense visible red beam. Burns and welds the hardest metals. HAZARDOUS device. Kits available.
RUB3 PLANS includes part sources \$15.00
CARBON DIOXIDE BURNING AND CUTTING LASER — produces a continuous beam of energy. HAZARDOUS device — Kits available.
LC5 PLANS includes part sources \$15.00
VISIBLE LASER LIGHT GUN — produces intense red beam for special effects and other various optical applications. Hand-held enclosure houses batteries.
LGU3 PLANS \$10.00 **LGU3K KIT/PLANS** (minus tube) \$99.50
IR PULSED LASER RIFLE — produces 15-30 watt pulses at 9000A at 200-2000 per second.
LRG3 PLANS \$10.00 **LRG3K KIT/PLANS** (minus diode) \$119.50
BEGINNER POCKET LASER — visible red simulated device produces an excellent monochromatic source of light.
LHC? PLANS \$5.00 **LHC2K KIT/PLANS \$24.50**

PHASORS

HIGH ENERGY VARIABLE AND PROGRAMMABLE PAIN FIELD GENERATORS REQUIRE NO CONTACT — Recently developed device produces directional fields of moderate to high SPL capable of producing intense pain and discomfort. HAZARDOUS IF NOT USED WITH DISCRETION. SOLD FOR ANIMAL CONTROL — MAY BE USED IN CERTAIN INSTANCES TO DISCOURAGE UNWANTED ENCOUNTERS.
PPF1 PROG/VAR PLANS \$15.00 **PPF1K KIT/PLANS \$175.00**
PSP3 VAR HAND-HELD PLANS \$7.00 **PSP3K KIT/PLANS \$44.50**

PHASOR BURNING WAND — capable of burning flesh generates 3500 volts of continuous DC power.
PSW3 PLANS \$8.00 **PSW3K KIT/PLANS \$59.50**
PARALYZING SHOCKING WAND — produces 100.000 watt pulses of stunning power.
PG1W PLANS \$10.00 **PG1WK KIT/PLANS \$79.50**
 Above electrical devices are hand-held and may be used for **PERSONAL DEFENSE**.

SECURITY

SNOPPER PHONE — allows user to call his premises and listen in without the phone ever ringing.
SNP2 PLANS \$7.00 **SNP2K KIT/PLANS \$49.50**
LONG RANGE WIRELESS MIKE — miniature device clearly transmits over 1 mile.
FBT9 PLANS \$7.00 **FBT9K KIT/PLANS \$34.50**
WIRELESS TELEPHONE TRANSMITTER — long range all auto matic, undetectable.
WVPM5 PLANS \$7.00 **WVPM5K KIT/PLANS \$34.50**
TALK AND TELL — clearly and automatically records both sides of a telephone conversation when phone is being used.
TAT2K KIT/PLANS \$14.50 **TAT20 READY TO USE \$24.50**

Our order phone is available 24 HOURS 7 DAYS A WEEK
 Write for **FREE** catalog of our many products
 We accept Master Charge or Visa. Please allow 10% for ship ping. On orders OVER \$50.00 **WE PAY** freight
SEND TO: SCIENTIFIC SYSTEMS
 DEPT. Q1 P.O. BOX 716 AMHERST, NH 03031
 OR CALL FOR ORDERING ONLY: 1-603-673-4730

SEE YOUR DEALER TODAY

FROM

Firestik
ANTENNAS
ACCESSORIES

HERE'S A TIP THAT'S PERFECT!

AM/FM AUTO RADIO AND CB

Firestik® II

GOLDEN SERIES

**BARE-HANDS TUNABLE
"NO TOOLS NEEDED"
HIGH PERFORMANCE ANTENNAS**

**ALSO ANTENNAS FOR
CORDLESS TELEPHONES
MONITOR SCANNERS**

Dealer & Distributor Inquiries Invited
SEND FOR FREE CATALOG

Firestik® Antenna Company
2614 East Adams/Phoenix, AZ 85034

Name _____
 Street _____
 City _____
 State _____ Zip _____

Serving the CB and
Communications Market Since 1962

5-YEAR REPLACEMENT WARRANTY

CIRCLE NO. 26 ON FREE INFORMATION CARD

DX LISTENING

News and Notes on Shortwave Stations and Programs

By Glenn Hauser

Nicaragua. The Central American radio war grew more intense early this year with the appearance of two new stations opposing the Sandinista government: *La Voz de Nicaragua Libre*, at 0400 GMT on frequencies widely varying from night to night between 5.6 and 5.9 MHz; and *Radio Miskut*, aimed at the Atlantic Coast Indians, at 0200 on 6870-6860 kHz.

Solomon Islands. Martin Hadlow of SIBC is researching the early history of broadcasting here. Any recollections, documents, or recordings of the World War II U.S. forces stations *WVUQ* and *WVTJ* are especially wanted. Contact him c/o SIBC, P.O. Box 654, Honiara.

Sudan. We are fortunate to have an astute and experienced monitor now residing in Saudi Arabia, and a former contributing editor to this magazine, Richard E. Wood. Among the many newsworthy observations he has made from Abha is the fact that Omdurman has appeared on the new shortwave frequency of 11940 kHz, with Arabic news at 0800 GMT. Hearing it in North America will be considerably more difficult. Do not confuse with *UAE Radio*, Dubai, which also uses 11940 at times.

Surinam. The Dec. 7 coup resulted in the forced closing (and in some cases destruction of the facilities and murder of the operators) of all radio stations except the government-controlled *SRS*, on 4850 and 725 kHz. *Radio Nederland* beefed up its broadcasting to Surinam, to the displeasure of the regime, and there was talk of setting up a station devoted to liberating Surinam, in French Guiana or Venezuela.

Ukogbani. *BBC World Service* has converted its satirical review, "Two Cheers for . . ." from yearly to monthly. It alternates with other comedy programmes, usually on the first, but sometimes the last week of the month, Wednesdays at 0830 and 1430; GMT Thursdays at 0045 and 1030.

U.S.A. *Voice of America* has shaken up its program schedule in English. Here

are some of the highlights: *Sundays*: "New Products U.S.A." and "New Horizons in Science" at 1105, 1505, 2105 and Monday 0105. "Issues in the News," a panel discussion, at 1130, 1830, (1930 to Africa), Monday 0230. "Critic's Choice," on the arts, 1210, 1710, Mon. 0210. "Studio One," documentaries often on topical or musical subjects, 1330, 2130, Monday 0030. "Concert Hall," 1415, 2015, Monday 0310. "Music Time in Africa," 1830 and 2230; "African Science," 2210. *Monday-Friday*: "Magazine Show," 1210, 1510, 1710, Tue-Sat 0110. "Music USA Jazz," 1415, 2015, (2210 to Africa), Tue-Sat 0310. *Saturday*: "This Week," 1110, 1510, 1710, Sunday 0110. "Press Conference USA," 1130, 1630, 1930, Sunday 0230. "Words and their Stories," 1238, 1538, 1738, Sunday 0138.

Early in the morning, *VOA* is heard on 9565 and 11715 kHz; during the day, 21840 and 15580 may be best; for African programs, 15600. In the evening, 9650, 6130, 5995.

American shortwave stations have started using the 7-MHz band, which is not allocated for broadcasting, nor is it scheduled to be under 1979 World Administrative Radio Conference agreements. First the *VOA*, appeared on 7400 kHz for Spanish between 0000 and 0300; then *WYFR* landed on 7355 kHz, for English to Europe at 0600-0800. Both these are actually in a fixed (point-to-point) band. *KGEI* began testing its new "polar beam" antenna in February, around 0300 GMT on 5975 kHz, a major *BBC* frequency to North America.

U.S.S.R. In the "USSR High Frequency Broadcast Newsletter," edited by Roger Legge, another former contributor here, we learn about shortwave sites as determined from satellite photos. Two major sites, previously unknown, are at Ulyanovsk, southeast of Moscow, and at Yevpatoriya in the Crimea. While *Radio Moscow* will specify sites on QSL cards, they seldom correspond to reality, although they may mention a large city in the general area.

Venezuela. Like Columbia, this country has a new shortwave station, *Catatumbo Internacional* on 9620 kHz. It seems to be on the air all night. Some listeners have heard *Radio Tachira*, nominally on 4830 kHz, also on 3830 and 5830 kHz. While certain receiver circuits could explain this, in this instance we believe it's a case of the transmitter mixing products, since its mediumwave outlet is on 1000 kHz. ◇

Mention this magazine and get a free gift

Albia Electronics

Backed by Albia's famous warranty.

DESIGN MATE™ 2B LOW COST, HAND HELD FUNCTION GENERATOR

SPECIFICATIONS

- Frequency Range:** 10 Hz to 100 KHz in four ranges; 50 increment 10/1 calibrated dial calibrated within $\pm 5\%$ of setting @ 10 Hz, 1 KHz and 100 KHz, 10 KHz.
- Waveforms:** Sine Wave: 2% THD over Frequency Range (Typical 1%); Triangle Wave: linearity better than 1% over frequency range; Square Wave: rise and fall times 200 nsec (Typical 100 nsec).
- Outputs:** Sine/Triangle — switch selectable; amplitude 0.1V to 10V peak to peak; impedance 600 Ohms; Square Wave — amplitude 0.1V to 10V peak to peak; impedance 600 Ohms.
- Power Req.:** 105 - 125 VAC, 50/60 Hz, 2.5 Watts
- Size:** 6.25" X 3.75" X 2"

MODEL NO. DM-2B
STOCK NO. 15-0102


\$99.99

INCLUDES ALBIA'S FULL SATISFACTION WARRANTY



LOW COST FREQUENCY METER MODULE DM-11 "5Hz to 100MHz"

Measure frequencies from 5Hz to 100MHz on your digital Voltmeter with a resolution of 3 1/2 digits — easy to use — perfect for field service — lab testing — home hobbyist! Connect the DM-11 to your DVM, set the DVM to the 2VDC range, connect a signal to the DM-11 via a BNC cable (not included) and measure the frequency of any source. Hi Lo Range LEDs ensure fast accurate readings.



SPECIFICATIONS

- Frequency Range 5Hz to 100MHz
 - Input Impedance 1 MegOhm
 - Input Sensitivity: 100Hz 80MV, 30MV, 70MV; 100Hz 60MHz 30MV, 60MHz 70MV
 - Size 6.25" X 3.75" X 2"
 - External 9V DC power supply included
 - BNC input cable accessory Model PSA-2
- Stock No: 110027 add \$14.99

MODEL NO. DM-11
STOCK NO. 15-0011

\$69.00

LOW COST DM-8 CAPACITANCE METER MODULE

Connect this high quality low cost Capacitance Meter Module, DM-8 to your digital Volt Meter and turn it into a Digital Capacitance Meter — the Low Cost Way!



SPECIFICATIONS

- 2V output
- Accuracy better than 5%
- Push to read range (button) from 1 pF to 20,000 F
- Zero Calibration control
- In one easy to use self-contained package.
- Battery powered, with "push to read" battery saver circuit (9V batteries not included).
- Size — 6.25" X 3.75" X 2"
- Includes Model 335 Test Clips

MODEL NO. DM-8
STOCK NO. 15-0008

\$79.99

Includes Albia's Satisfaction Warranty

PRICES & SPECIFICATIONS SUBJECT TO CHANGE • SPECIAL ENDS MAY 30th



FOR FASTER SERVICE USE YOUR CREDIT CARD.

Albia Electronics

44 KENDALL STREET
NEW HAVEN, CT. 06512

MOST ORDERS SHIPPED NEXT DAY.



CALL TOLL FREE 1-800-243-6953

9 AM
5 PM
EST

PROJECT OF THE MONTH

Constructing A Two-Way Optoisolator

By Forrest M. Mims, III

CONVENTIONAL optoisolators or optocouplers are made by installing a light source and light detector in a lighttight package. The source is electrically separated from the detector by an optically clear dielectric such as epoxy, glass or air. With this arrangement, two separate circuits or two portions of the same circuit can interact without any intervening electrical connections.

Some optoisolators use a neon glow lamp or an incandescent lamp as a light source. Most, however, use a visible or near-infrared light emitting diode. Detectors include cadmium-sulfide photoresistors, phototransistors, photodarlington transistors, photodiodes, light-activated SCRs, light-activated triacs, etc.

Conventional optoisolators are *unidirectional*. In other words, they transfer an incoming signal from the source to the detector in only one direction. It's possible, however, to make a *bidirectional* or two-way optoisolator by using components that function as both sources and detectors. Many LEDs and some ternary and quaternary photodiodes (such as GaAsP photodiodes made by Hamamatsu) can be used as dual-function emitter/detectors.

A Practical Two-Way Optoisolator.

Figure 1 shows how to make a functional two-way optoisolator by installing two LEDs face-to-face in a short length of heat shrinkable tubing. (For very high-voltage isolation or for applications in which two circuits are some distance apart, the LEDs can be coupled to one another by means of a fiber-optic cable.)

Though many different commercial LEDs can function as both sources and detectors, GaAs, GaAs:Si, and AlGaAs:Si near-infrared emitters work better as detectors than do most visible light emitting diodes. Figure 2 shows the current transfer of a pair of TRW Optron OP-195 GaAs:Si near infrared emitters arranged in the configuration shown in Fig. 1. Data was obtained by operating the detector LED in an unbiased, photovoltaic mode. The detector LED can also be operated in a reverse-biased, photoconductive mode. If this is

done, the resulting current-transfer curves are almost identical to those in Fig. 2.

The current transfer ratio (I_{out}/I_{in}) for the OP-195 LEDs which I used is only about 0.06% when the input current is 20 mA. While this is much lower than conventional LED-phototransistor optoisolators, the output current can be easily amplified. The additional circuitry needed can be justified in applications where two-way optoisolation is required.

Figure 3 shows an experimental circuit I've designed to implement, under digital control, two-way optoisolation. The circuit preserves input-output isolation by employing conventional LED phototransistor optoisolators. In operation,

a low or high bit at the control input forward biases the LED in *one* of the two conventional optoisolators. For example, assume the control bit is *high*. This causes the LED in optoisolator 1 to be forward biased which, in turn, turns on its phototransistor. Any signal present at the phototransistor's collector can now forward bias *LED1* in the LED-LED (two way) optoisolator. In this case, *LED2* functions as a detector. It cannot receive any signal present at the collector of the phototransistor in optoisolator 2 since that phototransistor is turned off. When the control bit is changed from high to low, the operating mode is reversed and the LED-LED optoisolator transmits in the opposite direction. \diamond

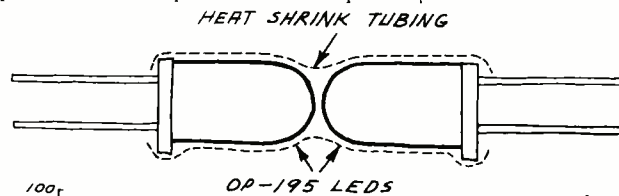


Fig. 1. How to assemble a LED/LED optoisolator.

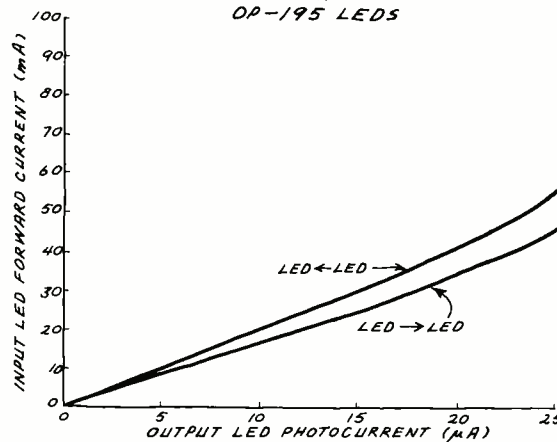


Fig. 2. LED/LED optoisolator current transfer.

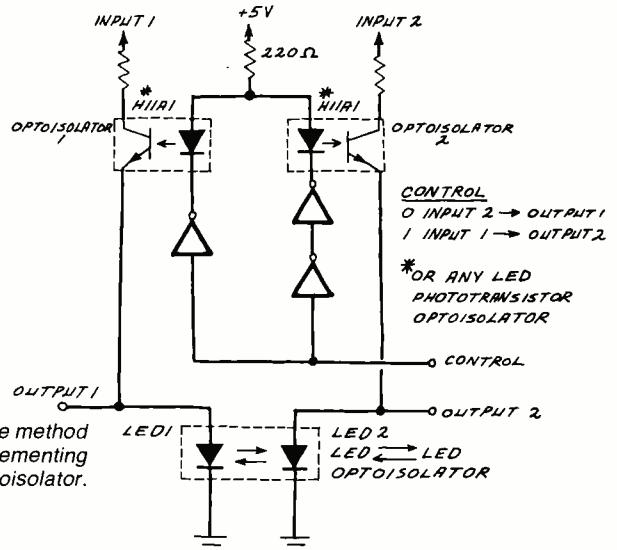



Fig. 3. One method for implementing two-way optoisolator.

For
Timex Sinclair
users too!

The Gateway Guide to the ZX81 and ZX80

by Mark Charlton

The Gateway Guide is a practical programming manual for the beginner that furnishes over 70 fully documented programs. The majority of the programs have been written for easy conversion from machine to machine (Timex Sinclair, ZX81, 4K ZX80 or 1K ZX80). The Gateway Guide describes each function and statement, illustrates it with a demonstration routine or program, and combines it with previously discussed material to provide a solid basis for understanding your computer.



For faster service
PHONE TOLL FREE: 800-631-8112
(In NJ only: 201-540-0445)

5 1/2" x 8", 172 pages
\$9.95

Also available at your local bookstore or computer store.

CREATIVE COMPUTING PRESS

Dept. NB2Q, 39 East Hanover Ave., Morris Plains, NJ 07950

Please send me _____ The Gateway Guide to the ZX81 and ZX80 at \$9.95* plus \$2.00 postage and handling each. Outside USA add \$3.00 per order. #160

- PAYMENT ENCLOSED \$ _____ *Residents of CA, NJ and NY State add applicable sales tax
- CHARGE MY: (Charge and phone orders \$10 minimum.)
 American Express Visa MasterCard

Card No. _____ Exp. Date _____

Signature _____

Mr./Mrs./Ms. _____ (please print full name)

Address _____ Apt. _____

City/State/Zip _____

Send me a FREE Creative Computing Catalog.

QUALITY
SERVICE
AVAILABILITY



ACTIVE, YOUR
NUMBER ONE
CHOICE

Active Electronics

WE ARE THE LARGEST BECAUSE WE ARE THE BEST.
Over \$40 million in stock. The world's most complete hobbyist inventory.

Active Electronics is your one stop source for the widest variety of top quality semiconductors, microprocessors, memories, microcomputer systems, peripherals and electronic components.

NEW - 1983 IC MASTER

The FIRST and ONLY complete guide to IC's Microcomputer Boards and Development Systems.
Deluxe 2-volume set
3300 pages
Regular Price: \$95.00



Call or write for our FREE comprehensive catalogue. If you work with electronics you shouldn't be without it!

ACTIVE'S PRICE
ONLY \$79.95

Circle No. 50 on free information card or write:
P.O. Box 8000, Westboro, Mass. 01581
CALL TOLL FREE: 1-800-343-0874
MASS. customers call (617) 366-0500

CIRCLE NO. 50 OF FREE INFORMATION CARD

FIRST QUALITY COMPONENTS - NOT MAIL ORDER "SECONDS"

Send for Free Catalog - over 1100 parts.

ARIES ZERO INSERTION FORCE SOCKETS -



cam actuated, true zero insertion - tin plated solder tail pins - capable of being plugged into dip sockets, including wire wrap.

Stock No.	No. Pins	1-9	10-49	50
11055	24	4.98	\$4.35	\$3.90
11056	28	5.15	4.50	4.05
11057	40	6.81	5.95	5.35
11058	64	12.02	10.50	9.45

IC-COOLERS™ from UNITRACK™ dissipate over 2 watts of heat from IC's, producing longer life and better performance. Just push IC-Keeper on heat is collected from top and bottom of IC and dissipated. Won't shake loose!



WILD ROVER
Touch switch capsule. Operating motion is .005" without the use of a levered arm. Extremely fast on and off with low noise. Normally operated 115 VAC, 1.6 amp. 30 milliohm resistance. - 61.5 radius by .160 thick.

Stock No.	1-9	10 & Up
12098	\$1.42	\$1.28



Stock No. 82501
\$79.95
Full 1 year warranty.

DIGITAL MULTIMETER
Single rotary switch operation. Large easy to read 5 1/2" digit display. 800 hours operating life with single 9V battery. Seven functions - (DC Volts, DC Amps, Ohms, AC Volts, AC Amps, Diode and Resistor Junction, Audible Continuity Check).

Stock No.	Quantity	Carrying case with belt hook
82504	100	\$9.95

TI WIRE WRAP SOCKETS

Tin plated phosphor bronze contact - 3 wrap



Stock No.	No. Pins	1-99	100	499	500
11301	8	\$4.00	\$36	\$3.30	
11302	14	5.9	54	4.5	
11303	16	6.4	58	4.8	
11304	18	7.3	66	5.5	
11305	20	9.9	90	7.5	
11306	22	1.12	1.02	.85	
11307	24	1.25	1.14	.95	
11308	28	1.52	1.38	1.15	
11309	40	2.05	1.86	1.55	

TI LOW PROFILE SOCKETS

Tin plated copper alloy 688 contact pins with gas tight seal.



Stock No.	No. Pins	1-24	25-99	999
11201	8	\$1.10	\$1.09	\$1.08
11202	14	.14	.13	.12
11203	16	.16	.15	.14
11204	18	.18	.17	.15
11205	20	.20	.18	.16
11206	22	.22	.20	.18
11207	24	.22	.22	.20
11208	28	.28	.26	.25
11209	40	.40	.37	.33

60/40 ROSIN CORE SOLDER

Stock No.	Dia. (feet)	Length (oz.)	Price
50075	0.62	9 1.5	\$1.16
50076	0.62	25	4
50077	0.62	50	8
50078	0.32	33 1.5	3.1
50079	0.32	88	4
50080	0.32	175	8



ELPAC POWER SUPPLIES - DC/DC CONVERTERS

SINTEC Stock No.	ELPAC Part No.	Input Voltage (VDC)	Output Voltage (VDC)	Output Current (mA)	Dimensions (HxWxD) in inches	Price
13825	CB3801 3-0-7	12±0.6	0.25	48x51x3.05	\$ 7.95	
13826	CB3811 3-0-7	12±0.6	0.25	48x51x3.05	7.95	
13827	CB3802 3-0-7	15±0.7	0.20	48x51x3.05	7.95	
13828	CB3812 3-0-7	15±0.7	0.20	48x51x3.05	7.95	
13829	CB3804 3-0-7	28±1.4	0.10	48x51x3.05	7.95	
13830	CB3814 3-0-7	28±1.4	0.10	48x51x3.05	7.95	
13831	CL3801 4-0-7	12±0.6	1.25	65x112x1.77	\$24.95	
13832	CL3811 4-0-7	12±0.6	1.25	65x112x1.77	24.95	
13833	CL3802 4-0-7	15±0.7	1.00	65x112x1.77	24.95	
13834	CL3812 4-0-7	15±0.7	1.00	65x112x1.77	24.95	
13835	CL3804 4-0-7	28±1.4	0.50	65x112x1.77	24.95	
13836	CL3814 4-0-7	28±1.4	0.50	65x112x1.77	24.95	
13832-1	DATA SHEET FOR DC/DC CONVERTERS 25					

Stock No. 13801
"Floppy Disc"
Power Supply For
Winchester Drives
\$109.00
13801-1 Data Sheet
for 13801 25

Special of the Month!

PROFESSIONAL PRINTED CIRCUIT DESIGN KITS

Everything you need to get started creating instant PC boards... the convenient, economical way.



Stock No.	Description	Net Each
12831	Eurokit	\$67.50
12841	Standard bus	62.80
12842	S-100	68.20
12847	APPLE	63.20

MODUTEC

Minicomp AC Volt-Ammeter allows singling one conductor out of many without disarrangement.

Stock No.	AC Amperes	Price
13730	0-25A	\$39.50
13731	0-50A	39.50
13732	0-100A	39.50

ACCESSORY LINE SPLITTER allows last readings of AC power consumption of plug in equipment without separation of leads.
Stock No. 13727 \$9.95

POCKET SIZED BATTERY TESTER for all types of small batteries from 1.5v to 4.5v.
Stock No. 13733 \$13.95

VOLT-ICATOR automotive diagnostic meter plugs into lighter socket and indicates battery condition and charging rates.
Stock No. 13736 \$15.95

AC VOLTAGE TESTER plugs into any 110v service receptacle to check line voltage over 50-150 VAC.
Stock No. 13735 \$14.95

VOM-MULTITESTER versatile Volt-Ohm-Milliammeter in small package.
Stock No. 13729 \$13.95

ELPAC POWER SUPPLIES - SOLV SERIES FULLY REGULATED

SINTEC Stock No.	ELPAC Part No.	Output Voltage (VDC)	Output Current (mA)	Dimensions (HxWxD) in inches	OVP	Price
13802	SOLV15-5	5	3.0A	4-7/16x4-2	Fixed included	\$39.95
13803	SOLV15-12	12	1.5A	4-7/16x4-2	Fixed included	39.95
13804	SOLV15-15	15	1.2A	4-7/16x4-2	Fixed included	39.95
13806	SOLV15-24	24	0.75A	4-7/16x4-2	Fixed included	39.95
13808	SOLV30-5	5	6.0A	5-5/8x4-7/8x3-1/16	OVP-4	59.95
13810	SOLV30-12	12	4.0A	5-5/8x4-7/8x3-1/16	OVP-4	59.95
13811	SOLV30-15	15	3.3A	5-5/8x4-7/8x3-1/16	OVP-4	59.95
13812	SOLV30-24	24	2.0A	5-5/8x4-7/8x3-1/16	OVP-4	59.95
13802-1	Data Sheet for SOLV Series 25					

PIN FORMING TOOL

puts IC's on their true row to row spacing. One side is for 300 centers. Flip tool over for devices on 600 centers. Put device in tool and squeeze.
NEW! Stock No. 10200 \$14.95 (ANTI-STATIC MODEL)
ONE TOOL DOES 8 thru 40 PINS! Stock No. 11059 \$12.95



OK MACHINE AND TOOL

IC INSERTION/EXTRACTION KIT Includes DIP IC extractors and inserters to accommodate all IC's from 14 to 40 pins. Looks like engage conductive surface as in CMOS sale and includes mounting.



SOCKET WRAP ID (3295) 16 pin 13296 16 pin 13297 16 pin 13298 20 pin 13299 22 pin 13300 24 pin 13301 28 pin 13302 40 pin 13303 96 pin \$1.82 per pack

IC EXTRACTOR One-piece, spring steel construction. Will extract all LSI, MSI and SSL devices with 8 to 24 pins.
Stock No. 13313 \$2.10

SINTEC CO. Drawer Q Milford NJ 08848-9990



TOLL 800-526-5960 FREE in NJ (201) 996-4093

We accept VISA, MC, C.O.D. CHECK, 90% DISCOUNT. SHIPPING CHARGES - \$10.00 - \$3.00 \$100.00 to \$250.00 \$3.00 over \$250.00 - \$5.00

2732 32K EPROM

\$495

2764 64K EPROM

\$995

CAPACITORS

TANTALUM

	6V	10V	15V	20V	25V	35V	50V
22uf						40	
27						40	
33						40	45
47				35		50	
68						45	50
1.0		40	40	45	45		
1.5			45			50	60
1.8							75
2.2		35	40	45		65	85
2.7		40	45				90
3.3		45	50	55	60	65	90
3.9		45					
4.7	45	55		60	65	85	90
6.0			60				
6.8			70		75		
8.2							1.00
10	55	65	80	85	90	1.00	
12	65		85	90			
15	75	85	90				
18			1.25				
22		1.00	1.35				
27			2.25				
39		1.50					
47	1.35						
56	1.75						
100		3.25					
270	3.75						

DISC

50V .05	470	50V .05	
50V .05	560	50V .05	
50V .05	680	50V .05	
50V .05	820	50V .05	
50V .05	.001uf	50V .05	
50V .05	.0015	50V .05	
50V .05	.0022	50V .05	
50V .05	.005	50V .05	
50V .05	.01	50V .07	
50V .05	.02	50V .07	
50V .05	.05	50V .07	
50V .05	1	12V	10
	.1	50V	.12

MONOLITHIC

1uf-mono 50V	18	47uf-mono 50V	.25
--------------	----	---------------	-----

ELECTROLYTIC

RADIAL		AXIAL	
47uf 50V	.14	1uf 50V	14
1 25V	.14	4.7 16V	14
2.2 35V	.15	10 16V	14
4.7 50V	.15	10 50V	16
10 50V	.15	22 16V	14
47 35V	.18	47 50V	20
100 16V	.18	100 15V	20
220 35V	.20	100 35V	25
470 25V	.30	150 25V	25
2200 16V	.60	220 25V	30
		330 16V	40
		500 16V	42
		1000 16V	60
		1500 16V	70
		6000 16V	85

COMPUTER GRADE

26,000uf 30V	3.95	6000	
--------------	------	------	--

WIREWRAP CARDS

FR-4 Epoxy Glass Laminat
With Gold-Plated Contact Fingers

S-100 BUSS

P100-1	Bare — No Foil Pads	15.95
P100-2	Horizontal BUSS	22.95
P100-3	Vertical BUSS	22.95
P100-4	Single Foil Pads Per Hole	23.95

APPLE

P500-1	Bare — No Foil Pads	15.95
P500-3	Horizontal BUSS	22.95
P500-4	Single Foil Pads Per Hole	23.95

IBM

IBM-PR	BUSS Lines + Pads	55.00
--------	-------------------	-------

GENERAL PURPOSE

22/44 PIN (.156" SPACING)

P441-3	Vertical BUSS, 4.5" x 6"	13.95
P442-3	Vertical BUSS, 4.5" x 9"	14.95

36/72 PIN (.1" SPACING)

P721-3	Vertical BUSS, 4.5" x 6"	13.95
P722-3	Vertical BUSS, 4.5" x 9"	14.95

IF YOU CAN FIND A PRICE LOWER ELSEWHERE, LET US KNOW AND WE WILL MEET OR BEAT THEIR PRICE! (SEE TERMS BELOW)

OPTO-ISOLATORS

4N26	1.00	MCA-7	1.50
4N27	1.10	MCA-255	1.75
4N28	69	IL-1	1.25
4N33	1.75	ILA-30	1.25
4N35	1.25	ILO-74	2.75
4N37	1.25	H11C5	1.25
MCT-2	1.00	TIL-111	1.00
MCT-6	1.50	TIL-113	1.75

DIODES

1N751	5.1 volt zener	25
1N759	12.0 volt zener	25
1N4148	(1N914) switching	25 1.00
1N4004	400PIV rectifier	10 1.00
KBP02	200PIV 1.5amp bridge	45
KBP04	400PIV 1.5amp bridge	55

MUFFIN FANS NEW UN-USED

4.68 Square	14.95
3.125 Square	14.95

SWITCHES

SPDT mini-toggle	1.25
DPDT mini-toggle	1.50
SPDT push-button	1.49

TRANSISTORS

2N918	50	MPS3706	.15
MPS918	25	2N3772	1.85
2N2102	50	2N3903	.25
2N2218	50	2N3904	.10
2N2218A	50	2N3906	.10
2N2219	50	2N4122	.25
2N2219A	50	2N4123	.25
2N2222	25	2N4249	.25
PN2222	10	2N4304	.75
MPS2369	25	2N4401	.25
2N2484	25	2N4402	.25
2N2905	50	2N4403	.25
2N2907	25	2N4857	1.00
PN2907	.125	PN4916	.25
2N3055	.79	2N5086	.25
3055T	69	PN5129	.25
2N3393	30	PN5139	.25
2N3414	25	2N5209	.25
2N3563	40	2N6028	.35
2N3565	40	2N6043	1.75
PN3565	25	2N6045	1.75
MPS3638	25	MPS-A05	.25
PN3640	25	MPS-A06	.25
PN3643	25	MPS-A55	.25
PN3644	.25	TIP29	.65
MPS3704	.15	TIP31	.75
		TIP32	.79

HEAT-SINKS

TO-3 style	95
TO-220 style	35

IC SOCKETS

1-99	100
8 pin ST	.13 .11
14 pin ST	.15 .12
16 pin ST	.17 .08
18 pin ST	.20 .18
20 pin ST	.29 .27
22 pin ST	.30 .27
24 pin ST	.30 .27
28 pin ST	.40 .32
40 pin ST	.49 .39
64 pin ST	4.25 call
ST = SOLDER TAIL	
8 pin WW	.59 .49
14 pin WW	.69 .52
16 pin WW	.49 .49
18 pin WW	.99 .90
20 pin WW	1.09 .98
22 pin WW	1.39 1.28
24 pin WW	1.49 1.35
28 pin WW	1.69 1.49
40 pin WW	1.99 1.80
WW = WIREWRAPE	
16 pin ZIF	6.75 call
24 pin ZIF	9.95 call
28 pin ZIF	10.95 call
ZIF = TEXT TOOL	
(Zero Insertion Force)	

DIP SWITCHES

4 POSITION	.85
5 POSITION	.90
6 POSITION	.90
7 POSITION	.95
8 POSITION	.95



LED LAMPS

1-99	100-up
Jumbo Red	.10 .09
Jumbo Green	.18 .15
Jumbo Yellow	.18 .15

LED DISPLAYS

HP 5082-7760	6"	CC	1.29
MAN 72	3"	CA	.99
MAN 74	3"	CC	.99
FND-357 (359)	3.75"	CC	1.25
FND-500 (503)	5"	CC	1.49
FND-507 (510)	5"	CA	1.49

BYPASS CAPS

.01 UF DISC	100/6.00
.1 UF DISC	100/8.00
.1 UF MONOLITHIC	100/15.00


RESISTORS

1/4 WATT 5% CARBON FILM ALL STANDARD VALUES FROM 1 OHM TO 10 MEG OHM	
50 PCS. SAME VALUE	.025
100 PCS. SAME VALUE	.02
1000 PCS. SAME VALUE	.015

VISIT OUR RETAIL STORE

HOURS: M-W-F, 9-5 T-Th., 9-9 Sat. 11-3

PLEASE USE YOUR CUSTOMER NUMBER WHEN ORDERING
TERMS: For shipping include \$2 for UPS Ground or \$3 for UPS Blue Label Air. Items over 5 pounds require additional shipping charges. Foreign orders, include sufficient amount for shipping. There is a \$10 minimum order. Bay Area and Los Angeles Counties add 6% Sales Tax. Other California residents add 6% Sales Tax. We reserve the right to substitute manufacturer. Not responsible for typographical errors. Prices are subject to change without notice. We will match or beat any competitor's price provided it is not below our cost.



JDR Microdevices

1224 S Bascom Avenue

San Jose, CA 95128

800-538-5000 • 800-662-6279 (CA)

(408) 995-5430 • Telex 171-110

© 1983 JDR MICRODEVICES, INC.

2716 16K EPROM

\$395

TMS2532 32K EPROM

\$595

MICROCOMPUTER HARDWARE HANDBOOK

FROM ELCOMP — \$14.95

Over 800 pages of manufacturers data sheets on most commonly used IC's

Includes

- * TTL — 74/74LS and 74F
- * CMOS
- * Voltage Regulators
- * Memory — RAM, ROM, EPROM
- * CPU's — 6800, 6500, Z80, 8080, 8085, 8086/8
- * MPU support & interface — 6800, 6500, Z80, 8200, etc

BEST SELLING BOOKS

OSBORNE/MC GRAW-HILL

- Apple II User's Guide 16.95
- CRT Controller's Handbook 9.95
- 68000 Assembly Language Programming 16.95
- CBASIC User Guide 15.00

SYBEX

- Your First Computer 8.95
- The CP/M Handbook 14.95
- The PASCAL Handbook 18.95
- Microprocessor Interfacing Techniques 17.95

TRANSFORMERS

FRAME STYLE

12.6VAC	2amp	4.95
12.6VAC CT	2amp	5.95
12.6VAC CT	4amp	7.95
12.6VAC CT	8amp	10.95
25.2VAC CT	2amp	7.95

PLUG CASE STYLE

12VAC	250ma	3.95
12VAC	500ma	4.95
12VAC	1amp	5.95
12VAC	2amp	6.95

DC ADAPTER

6, 9, 12 VDC selectable with universal adapter 8.95

NOTE: Please include sufficient amount for shipping on above items.

DISK DRIVES TANDON

TM100-1 5 1/4" (FOR IBM) SS/DD 229.00
 TM100-2 5 1/4" (FOR IBM) DS/DD 295.00

SHUGART

SA 400L 5 1/4" (40 TRACK) SS/DD 199.95
 SA 400 5 1/4" (35 TRACK) SS/DD 189.95

SIEMENS

FD100-8 8" SS/DD (801 REPLACEMENT) 259.00

PERTEC

FD-200 5 1/4" SS/DD 179.95
 FD-250 5 1/4" DS/DD 199.95

MPI

MP-52 5 1/4" (FOR IBM) DS/DD 295.00

NOTE: Please include sufficient amount for shipping on above items.

CABINETS FOR 5 1/4" DISK DRIVES

CABINET #1 \$29.95

- * DIMENSIONS 8 3/8" x 5 1/16" x 3 1/16"
- * COLOR MATCHES APPLE
- * FITS STANDARD 5 1/4" DRIVES, INCL. SHUGART
- * INCLUDES MOUNTING HARDWARE AND FEET

CABINET #2 \$79.00

- * COMPLETE WITH POWER SUPPLY, SWITCH, LINE CORD, FUSE & STANDARD POWER CONNECTOR
- * DIMENSIONS: 11 1/2" x 5 3/4" x 3 1/16"
- * +5V @ 1 AMP, +12V @ 1.5 AMP
- * FITS STANDARD 5 1/4" DRIVES
- * PLEASE SPECIFY GRAY OR TAN

NOTE: Please include sufficient amount for shipping on above items.

JDR SPRING SPECIALS

SA400 \$189.95

- * 35 TRACKS
 - * REPEAT OF A SELLOUT
 - * LIMITED SUPPLY (AGAIN)
 - * MODIFY FOR USE IN APPLE (EXPERIENCED TECHNICIANS)
 - * USE WITH CABINET #1 TO MAKE A BEAUTIFUL APPLE COMPATIBLE DRIVE
- MODIFICATION INSTRUCTIONS \$1.00
 34 PIN EDGE CARD CONNECTOR MATES TO RIBBON CABLE \$3.25

MEMORY SALE

2114 450NS (TMS4045) 8/9.95 100 FOR .99 ea.
 2114 250NS (TMS4045) 8/10.95 100 FOR 1.99 ea.
 2102L-4 LOW POWER 450NS .55 ea. 100 FOR .49 ea.

4164 200NS	5.95	Z80A-CPU 4MHZ	4.95
HM6116-4 200NS	4.75	8080 2MHZ	3.95
TMM2016 200NS	4.15	8085 3MHZ	5.95
2732 450NS	4.95	8086 5MHZ	29.95
TMS2532 450NS	5.95	6800 1MHZ	3.95
2764 450NS	9.95	68000 8MHZ	59.95

COMPONENTS

LM1488 or LM1489 .69 ea. 7805T or 7812T .75 ea.
 16 PIN LOW PROFILE ST IC SOCKETS 100/8.00
 16 PIN TOOLED WIRE WRAP IC SOCKETS .49 EA.

SPRING SPECIALS ARE GOOD ONLY UNTIL MAY 31, 1983

POWER SUPPLY

MODEL 2 \$39.95

MOUNTED ON PC BOARD
 MANUFACTURED BY CONVER

+5 VOLT 4 AMP
 ±12 VOLT 1 AMP

NOTE: Please include sufficient amount for shipping on above items.

CONNECTORS

RS232 MALE 2.50
 RS232 FEMALE 3.25
 RS232 FEMALE RIGHT ANGLE 5.25
 RS232 HOOD 1.25
 S-100 ST 3.95
 S-100 WW 4.95
 44 pin ST 2.95
 44 pin WW 4.95
 72 pin ST 6.95
 72 pin WW 7.95

RIBBON CABLE

CONTACTS	SINGLE COLOR		COLOR CODED	
	1"	10"	1"	10"
10	50	4.40	83	7.30
20	65	5.70	1.25	11.00
26	75	6.60	1.32	11.60
34	98	8.60	1.65	14.50
40	1.32	11.60	1.92	16.80
50	1.38	12.10	2.50	22.00

D-SUBMINIATURE

DESCRIPTION	SOLDER		RIGHT ANGLE SOLDER		RIBBON CABLE		HOODS	
	MALE DBxxP	FEMALE DBxxS	MALE DBxxPR	FEMALE DBxxSR	MALE IDBxxP	FEMALE IDBxxS	BLACK HOOD-B	GREY HOOD
CONTACTS 9	2.08	2.66	1.65	2.18	3.37	3.69	---	1.60
15	2.69	3.63	2.20	3.03	4.70	5.13	---	1.60
25	2.50	3.25	3.00	4.42	6.23	6.84	1.25	1.25
37	4.80	7.11	4.83	6.19	9.22	10.08	---	2.95
50	6.06	9.24	---	---	---	---	---	3.50

For order instructions see "IDC Connectors" below.

IDC CONNECTORS


DESCRIPTION	SOLDER HEADER	RIGHT ANGLE SOLDER HEADER	WW HEADER	RIGHT ANGLE WW HEADER	RIBBON HEADER SOCKET	RIBBON HEADER	RIBBON EDGE CARD
ORDER BY	IDHxxS	IDHxxSR	IDHxxW	IDHxxWR	IDSxx	IDMxx	IDExx
CONTACTS 10	82	85	1.86	2.05	1.15	---	2.25
20	1.29	1.35	2.98	3.28	1.86	5.50	2.36
26	1.68	1.76	3.84	4.22	2.43	6.25	2.65
34	2.20	2.31	4.50	4.45	3.15	7.00	3.25
40	2.58	2.72	5.28	4.80	3.73	7.50	3.80
50	3.24	3.39	6.63	7.30	4.65	8.50	4.74

ORDERING INSTRUCTIONS: Insert the number of contacts in the posit on marked "xx" of the "order by" part number listed. Example: A 10 pin right angle solder style header would be IDH10SR.

BEGIN YOUR SPRING PROJECT AT THE SHACK®

Quality Parts! Huge Selection! No Minimum Order!

New! 9-Position D-Sub Connectors



Low As 199

The BEST for less! Fit joystick ports of many video games and micros. Perfect for making joystick extension cords or chassis mounting.


A 9-Conductor Plug. 276-1537 1.99
B Socket for above. 276-1538 2.49
C Hood. Fits both. 276-1539 2.19

Low-Voltage Indicator 359



ICM7201. Triggers an LED (not incl.) when voltage falls below preset 2.9V level. Easy way to add low-battery warning to power packs—ideal for nickel-cadmiums! 276-2333 3.59

Sound Switch Module




Only **199**

Whistle Activated!

- With User Notes
- Up to 25 ft. Range

Whistle once for on, again for off! Use it to control a relay, appliances, lights, TV sound, more. 6 to 9VDC. 277-1011 1.99

Sale! EMI/RFI Filter



Save \$307

888 Reg. 11.95

- U.L./CSA Approved
- Protect Your Computer & Data

Keeps power line transients out! Rated 5A at 120VAC. 273-100 ... Sale, 8.88

Compressor/Expander For Audio Use 699



NE572. Dual-channel device can compress or expand dynamic range. Ideal for stereo noise reduction systems. 6 to 22VDC, single supply. 276-1781 ... 6.99

Single-Supply UART Full-Duplex Universal Transceiver 595



AY-3-1015. Accepts asynchronous serial binary characters, converts to parallel format, and vice versa. Multi-logic compatible inputs. Fully buffered outputs. Low power. 4.75-5.25VDC. 276-1794 5.95

Tantalum Capacitors



NEW!

16 WVDC Minimum

Premium capacitors for critical bypass, blocking, decoupling and filtering applications. Provide high capacity in a very small package.

µF	Cat. No.	Each
0.1	272-1432	.49
0.47	272-1433	.49
1.0	272-1434	.49
2.2	272-1435	.59
10.0	272-1436	.69
22.0	272-1437	.79

Stereo Y-Adapter **NEW! 199**



Adapts two phono plugs to 1/8" stereo mini jack. Color-coded. 274-369 1.99

Handy Digital Logic Probe



Diagnose Any Digital Circuit

LEDs indicate high, low, or pulsed (to 10 MHz) logic states. Minimum detectable pulse: 50 ns. Overload and polarity protected. 34" leads obtain power from circuit under test. 22-301 19.95

Deluxe, 21-Range LCD Multimeter



Time-saving audible continuity and range-change indicator. Measures AC and DC voltage, AC and DC current, and resistance to 20 megs. Tests forward conduction of diodes and transistors. Overload protected. Requires two "AA" batteries. With spare fuse, test leads, instructions. 22-191 79.95

Colored Mini Lamps



Long-life incandescents are great for model trains, panels, projects. 60 mA.

6V. 272-1098 3/69¢
 12V. 272-1099 3/69¢

69¢ NEW!

DPDT Knife Switch



99¢

Great for projects, antenna switching, model railroads and more. 0.5A at 250VAC. Screw terminals. 275-1537 99¢

UHF Adapters and Connectors



Fig.	Type	Adapts	To Fit	Cat. No.	Each
A	UG-255/U	Female BNC	PL-259	278-120	2.99
B	UG-273/U	Male BNC	SO-239	278-121	2.99
C	M-358 "T"	SO-239	(2) PL-259	278-198	2.59
D	—	SO-239	SO-239	278-192	1.89
E	PL-258	PL-259	PL-259	278-1369	1.59
F	M-359	Right-Angle	Adapter	278-199	2.09

- G** Solderless Push-On PL-259. For RG58/59. 278-190 1.59
- H** 1094 Female BNC. Mounts in 3/8" hole. 278-105 1.59
- J** UG-88 Male BNC. Solderless. For RG58. 278-103 2.29
- L** UG-88 Male BNC. Above, for RG59/RG62. 278-104 2.29
- K** Inline Female BNC. For RG58 cable. 278-113 2.49
- K** Inline Female BNC. For RG59, RG62 cable. 278-114 2.49

100 Disc Capacitors

Builder's Bargain

198 Set of 100

Includes NPOs, N-750s, Mylar and ceramics from 2 pF to 0.1 µF, WVDC up to 1 kV. 272-801 ... Set, 1.98

Mike Element 119



For Projects, Replacement

PC Board-Mount Electret. Omnidirectional. 2-10VDC, 1 mA max. 20 Hz to 15 kHz ± 4 dB. 270-090 ... 1.19

33% Off! Resistor Sale! 199

Reg. 2.99 Set of 100

1/4-Watt, 5% Tolerance. 13 of the most popular values. 271-308. Sale, Set/1.99

Radio Shack®

A DIVISION OF TANDY CORPORATION • OVER 8500 LOCATIONS WORLDWIDE

Retail prices may vary at individual stores and dealers

SPRING APPLE SALE!

FD-35 DISK DRIVE

By MA Systems

- ★ Direct Replacement for Apple Disk II
- ★ Compatible with Apple Controller or other Apple compatible controllers
- ★ Specially designed electronics with **low power consumption**
- ★ DOS 3.3 and 3.2 compatible
- ★ Owner's Manual and Warranty Card included
- ★ 90-day Warranty

NEW INTRODUCTORY OFFER
\$229.95
 CONTROLLER CARD \$89.95

APPLE II KEYBOARD \$99.95

From the Keyboard Co

- ★ Brand New Rev. 7 keyboard — NOT an imitation
- ★ Special Purchase — Supply very limited
- ★ Includes Encoder Board and Cable

APPLE COMPATIBLE POWER SUPPLY \$99.95

- ★ Compact Switching Design
- ★ All Outputs regulated
- ★ Short Circuit and Overload Protection
- ★ Complete with Apple-type plug-in power cord
- ★ Apple Compatible — Yet higher output allows more disk drives and cards without overheating
- ★ +5V @ .5A, +12V @ .3A, -5V @ .5A, -12V @ .5A
- ★ Shielded enclosure: 10 3/4" x 3 1/2" x 2 3/16"

VIEWMAX 80

A Full Function 80 column card for Apple II*

2 YEAR WARRANTY

\$199.95

NEW IMPROVED

JDR COOLING FAN FOR YOUR APPLE II

- ★ Easy modification — no modification of Apple required
- ★ Eliminates overheating problems
- ★ Switch on front controls fan, Apple, and extra outlet
- ★ Rotron whisper fan is the quietest, most reliable on the market

NOW WITH SURGE SUPPRESSION
\$69.95

WITHOUT SURGE SUPPRESSION \$59.95

INTERFACE CARDS

By Perisoft

PRINTERLINK \$79.00

- ★ Centronics Standard Parallel Interface for Apple II
 - ★ Simple to use — Yet supports custom driver applications from ROM or Disk
 - ★ Includes card, cable and user's manual
 - ★ 1 Year Warranty
- MESSENGER \$119.00**
- ★ Serial I/O for Apple II
 - ★ Connects virtually any RS-232 serial device
 - ★ 6 switch selectable drivers:
 - 4 printer drivers
 - Terminal Driver — 40 or 80 driver
 - ★ Includes card, cable and user's manual
 - ★ 1 Year Warranty

OKIDATA PRINTERS

- ★ 120 cps, 9x9 Dot Matrix
- ★ 50% faster than EPSON
- ★ Parallel and Serial interfaces are standard

ML-82A \$479.50

ML-83A \$699.95

ML-84 PARALLEL . . . \$1059.00

CALL FOR PRICES ON 82A TRACTOR OPTION AND 82A, 83A GRAPHICS OPTION. CABLES AND INTERFACE CARDS AVAILABLE

JDR 16K RAMCARD

For Apple II*

- ★ Expand your 48K Apple to 64K
- ★ Fully compatible with Apple Language System — Use in place of Apple Language card
- ★ Provides extra memory for Visicalc™
- ★ Run PASCAL, FORTRAN, Integer Basic with appropriate software
- ★ Highest quality card features: gold edge connector, sockets for all IC's

NOW WITH 2 YEAR WARRANTY

ASSEMBLED & TESTED WITH WARRANTY **\$44.95**

KIT — INCLUDES ALL PARTS & INSTRUCTIONS . . . **\$40.95**

BARE PC CARD WITH INSTRUCTIONS **\$14.95**

MONITORS

GREEN PHOSPHOR

NEC JB1201M \$169.00

ZENITH ZVM-121 \$119.00

COLOR

AMDEK COLOR 1 \$335.00

ORDER TOLL FREE

800-538-5000

800-662-6279

(CALIFORNIA RESIDENTS)

5 1/4" DISKETTES

ATHANA SS SD SOFT . . . 24.95

MEMOREX SS SD SOFT 26.95

VERBATIM SS DD SOFT 29.95

VERBATIM 10 SECT HARD 29.95

NASHUA

TOP QUALITY — LOW PRICE!

Single Sided, Single Density
Soft Sectored with Hub Ring


\$19.95 BOX OF 10

VISIT OUR RETAIL STORE

HOURS: M-W-F, 9-5 T-Th., 9-9 Sat. 11-3

PLEASE USE YOUR CUSTOMER NUMBER WHEN ORDERING
 TERMS: For shipping include \$2 for UPS Ground or \$3 for UPS Blue Label Air. Items over 5 pounds require additional shipping charges. Foreign orders, include sufficient amount for shipping. There is a \$10 minimum order. Bay Area and Los Angeles Counties add 8 1/4% Sales Tax. Other California residents add 6% Sales Tax. We reserve the right to substitute manufacturer. Not responsible for typographical errors. Prices are subject to change without notice. We will match or beat any competitor's price provided it is not below our cost.

* APPLE IS A TRADEMARK OF APPLE COMPUTER CO.



JDR Microdevices

1224 S. Bascom Avenue

San Jose, CA 95128

800-538-5000 • 800-662-6279 (CA)

(408) 995-5430 • Telex 171-110

© 1983 JDR MICRODEVICES, INC.

CIRCLE NO. 22 ON FREE INFORMATION CARD

NETRONICS NEW 16 BIT EXPLORER 88-PC ... \$399.95 IBM COMPATIBLE



LEARN 16 BIT TECHNOLOGY IN EASY LOW-COST STEPS. This 2-board system features (1) an 8088 mother board with a 5-slot expansion bus that will accept any hardware designed for the IBM personal computer and (2) a 64K (expandable to 256K) memory board that also features an IBM compatible RS 232 communications port. All circuits are functionally equivalent to the IBM except for the cassette ROMS. This means that all programs written in basic designed to run in an IBM can be compiled to run in this system and that any disk-operating system that will run on an IBM will work directly in the EXPLORER 88-PC. The system monitor ROM included in the Starter's system features a user-friendly operating system that allows easy program generation and debugging. The commands include display modify memory... display modify registers...input output data to 10 ports...block moves...single-step trace mode...go run with optional breakpoint and register reports...cassette load save with file labels...plus a complete system test program that tests and reports condition of ROM RAM cassette interface, timer, DMA controller, interrupt controller and the communications port. These test programs not only allow easy debugging of software but they serve as hardware and software learning tools.

The EXPLORER 88-PC STARTER'S KIT includes a mother board, memory I/O board, all components needed, sockets for IC's used, one 62-pin bus connector and complete assembly test instructions. All you need is a soldering iron solder a +5 volt @ 3 amps & -5 & +12 volt @ 5 amp power supply and a standard RS 232 terminal (Netronics has 2 low-cost ones to choose from)

- Explorer 88-PC Starter's Kit...\$399.95 + 10.00 p&i (wired & tested add 100.00)
- Extra 62-pin connectors @ 4.25 ea + 1.00 p&i
- If you do not own a terminal you may want to consider using our IBM compatible keyboard (see photo) in conjunction with an IBM compatible color graphics board. This combination although not necessary of the introductory level, may be desirable if you plan to expand the EXPLORER 88-PC to be fully IBM compatible. These items require additional power and are only available wired and tested as follows:
 - IBM compatible keyboard...\$299.95 + 10.00 p&i
 - IBM compatible color board...\$299.95 + 10.00 p&i
 - Additional ROM required...\$35.00



The EXPLORER 88-PC can be expanded at any pace you decide. Invest and learn at a price that is comfortable for you. Netronics is dedicated to supplying the finest hardware at a low cost to make this a meaningful learning experience. Hard disks, built-in modern board erom burner, print buffer system plus more will be available shortly. The following items are available now:

- Deluxe heavy-duty steel cabinet that houses either two 5 1/4" floppies or a 5 1/4" hard disk with one floppy. This cabinet features a brush-finish front panel and a wood-grained sleeve that gives the unit a real professional look.
 - EXPLORER 88-PC Cabinet...\$199.95 + 18.00 p&i
- A heavy-duty open frame power supply with fan that can be used in your own cabinet or installed into the Netronic cabinet is available as follows:
 - 10 amp power supply for system + 2 floppies...\$149.95 + 8.00 p&i
 - As above + extra power for 1 hard disk...\$169.95 + 8.00 p&i
 - IBM compatible disk controller board Controls four 5 1/4" floppy drives (w/ 2 drive cable)
 - Available wired and tested only...\$250.00 + 8.00 p&i
 - The monitors and BIOS source listings are available on either disk or hard copy at \$35.00
- Please specify format and system required:
 - INTEL 8086 8088 user manual...\$15.00 + 1.50 p&i
 - THE 8086 BOOK by RECTOR & ALEX...\$16.00 + 1.50 p&i
 - Special IBM compatible system with keyboard color graphics board floppy disk controller 64K RAM cabinet standard power supply and a single 5 1/4" floppy drive...\$1899.95 + 25.00 p&i

*IBM PC is a registered trademark of IBM Corporation

EXPLORER 85

Learn computing from the ground up. Start with the Explorer/85 Level 'A' kit which includes an expandable mother board. The kit includes the 8085 CPU, 2K Monitor program used to enter, test, run and save programs plus the parts to allow you to start programming. Just add a power supply and terminal or hex keyboard. LEVEL 'A' Terminal version or Hex Keypad version 129.95 + 3.00 p&i. Add Level 'B' 49.95 + 2.00 + two 100 pin connectors @ 4.85 ea. and have a powerful S-100 computer. Add Level 'C' 39.95 + 2.00 p&i + five 100 pin connectors to increase S-100 slots to 6. Add memory using the JAWS 16-64K S-100 board or add Level 'D' 4K to main board 49.95 + 2.00 p&i. Level 'E' 5.95 + 1.50 p&i adds decoding for 8K of 2716 eeproms. Need a power supply? Use the 5 amp AP-1 at 39.95 + 2.00 p&i. Select one of our low-cost terminals or use the Hex keypad w/display at 69.95 + 2.00 p&i. Deluxe system cabinet 49.95 + 3.00 p&i. Optional fan 16.50. Now add Microsoft 8K BASIC & a powerful Text editor/Assembler in ROMS, just 99.95 ea. Add 8" floppy 49.95 + 12.00 p&i. Floppy controller board 199.95 + 2.00 p&i. Floppy cabinets & power supply 69.95 + 3.00 p&i. Two drive cable 29.95 + 1.50 p&i. Hard disk also available (see insert.)



ORDER A SPECIAL PRICE EXPLORER/85 PAK

- Beginner Pak** (Save \$26.00) - You get Level A (Terminal Version) with Monitor Source Listing (\$25 value) AP-1 5-amp power supply, Intel 8085 Users Manual... (Reg. \$199.95) SPECIAL \$169.95 plus \$4 p&i.
- Experimenter Pak** (Save \$53.40) - You get Level A (Hex Keypad/Display Version) with Hex Keypad/Display, Intel 8085 User Manual, Level A Hex Monitor Source Listing and AP-1 5-amp power supply... (Reg. \$279.95) SPECIAL \$219.95 plus \$6 p&i.
- Special Microsoft BASIC Pak** (Save \$103.) - You get Levels A (Terminal Version), B.D. (4K RAM), E. 8K Microsoft in ROM, Intel 8085 User Manual, Level A Monitor Source Listing and AP-1 5-amp power supply... (Reg. \$439.70) SPECIAL \$329.95 plus \$7 p&i. Add a Rom-Version Text Editor/Assembler (Requires Levels B and D or S100 Memory)... \$99.95 plus \$2 p&i.

Starter 8" Disk System - Includes Level A, B floppy disk controller, one CDC 8" disk-drive, two drive cable, two S100 connectors; just add your own power supplies, cabinets and hardware. (Reg. \$1065.00) SPECIAL \$999.95 plus \$13 p&i. 32k Starter System. \$1045.95 plus \$13 p&i. 48k Starter System. \$1095.95 plus \$13 p&i. 64k Starter System. \$1145.95 plus \$13 p&i.

Add to any of above Explorer steel cabinet, AP-1 live amp. power supply, Level C with two S100 connectors, disk drive cabinet and power supply, two sub-D connectors for connecting your printer and terminal... (Reg. \$225.95) SPECIAL \$199.95 plus \$13 p&i.

Complete 64K System. Wired & Tested... \$1650.00 plus \$26 p&i.

S-100 BOARDS

JAWS MEMORY BOARD. Features the INTEL 8202 for invisible refresh. Designed to be used with 8080, 8085 and Z80 CPU's. Works in all well designed S-100 computers, 10 day refund (or exchange wired unit for a Kit) on wired units.

<input type="checkbox"/> 16K Kit 149.95*	<input type="checkbox"/> 16K wired 179.95*
<input type="checkbox"/> 32K Kit 199.95*	<input type="checkbox"/> 32K wired 239.95*
<input type="checkbox"/> 48K Kit 249.95*	<input type="checkbox"/> 48K wired 299.95*
<input type="checkbox"/> 64K Kit 299.95*	<input type="checkbox"/> 64K wired 359.95*

*Add \$2.00 p&i to all above.

4 DRIVE 8" FLOPPY CONTROLLER BOARD Single density (single or double sided) controller using the WD 1771. Includes two serial ports. Plugs into any S-100 computer.

8K 2716 EPROM BOARD. addressable on 8K page boundaries complete with sockets 69.95 + 2.00 p&i.

S-100 ELECTRIC MOUTH. Give your computer the power of speech. Uses National's DIGITALALKER with 143 words 99.95 + 2.00 p&i. second word set 39.95 + 1.00 p&i. Board accepts up to 4 word sets or your own custom word rom chips.

UNIVERSAL SPEECH SYNTHESIZER




Use 90 preprogrammed words or generate your own words using phonemes. Perfect for any project that needs speech or for speech development system. Connects to any RS 232 serial or 8 bit parallel nmt or can be used in a stand alone mode. Speak-easy (board only) 159.95 + 3.00 p&i. Cabinet and power transformer 25.00 + 2.00 p&i.

TRS 80 ELECTRIC MOUTH. Plugs into the expansion slot on the TRS 80 models 1 or 3 (specify type) with 143 word set 119.95 + 3.00 p&i. Includes separate power supply. second word set 39.95 + 1.00 p&i. same specs as S-100 model

APPLE ELECTRIC MOUTH. Same as above except this board plugs into any of the Apple expansion slots with 143 word set 99.95 + 3.00 p&i. second word set 39.95 + 1.00 p&i. Accepts 3 word sets or custom word ROMs.

TERMINALS & VIDEO

FASTERM 64 199.95 + 3.00 p&i. Display format: 64 or 32 char/16 lines. 96 ASCII characters (w/ case), 8 baud rates, 150 to 19,200...line output: RS 232C or 20 ma loop...video output: 1V P/P...cursor modes: home & clear screen, erase to end of line, erase cursor line, cursor up and down, auto carriage return/line feed at ends of line and auto scrolling...reverse video...blinking cursor...parity: odd, even, or odd...stop bits: 1, 1.5, 2...data bits per character: 5, 6, 7 or 8...printer output: prints all incoming data...1k on-board RAM...2k on-board ROM...complete with power supply, cabinet & 56-key ASCII encoded keyboard.



Optional graphics mode: includes 34 Greek & math plus 30 special graphic characters. 99.95 prepaid.

FASTERM VIDEO BOARD: 99.95 - 3.00 p&i.

SMARTERM 80 299.95 + 3.00 p&i. Display format: specify either 80 by 24 or 40 by 16. 128 ASCII characters (w/ case), 8 baud rates: 110 to 19,200...line output: RS232C or 20 ma current loop...video output: 1V P/P...editing features: insert/delete line, insert/delete character, forward/back tab...line or page transmit...page print function...cursor positioning: up, down, right, left, plus absolute cursor positioning with read back...visual attributes: underline, blink, reverse video, half intensity & blank...graphics: 12,000 pixel resolution block plus line graphics...on-screen parity indicator...parity: odd, even or odd...stop bits: 110 baud 2, all others 1...printer output...60 or 50 Hz vertical re-

fresh, blinking block cursor...2k on-board RAM...ASCII encoded keyboard: 56 keys, 128 characters...4k on-board ROM...complete with power supply & cabinet.

- SMARTERM VIDEO BOARD: 199.95 + 3.00 p&i
- ZENITH VIDEO MONITOR (green phosphor) 149.95 + 6.00 p&i
- RF MODULATOR (kit only) 8.95 + 1.00 p&i
- 3-ft. cable with DB 25 connectors 14.95 + 2.00 p&i

HARD DISK

Add up to four 6 or 12 megabyte hard disks to your S-100 system. Automatically installs itself to any standard CPM 2.2 BIOS. 6 megabytes 2495.00 + 15.00 p&i. 12 megabytes 2995.00 + 15.00 p&i. Disk to test your system compatibility 5.00.

SOFTWARE

We are distributors for all Systems Plus 8 Micro pro software. Call for prices. CPM 2.2 150.00 Microsoft basic 325.00. Special Business Pac includes CPM, BASIC, GL, AR, AP & Payroll 699.95 (save 625.00).

CLIP AND MAIL ENTIRE AD

*p&i stands for postage & insurance. For Canadian orders double this amount. CP M is a reg. trademark of Digital Research.

TO ORDER Call Toll Free

800-243-7428

To order from Connecticut or for technical assistance call (203) 354-9375, Conn. residents add sales tax.

- VISA MASTERCARD Bank No. _____
- Acc't No. _____

Exp Date _____

SEND ME THE ITEMS CHECKED IN AD

Signature _____

Print Name _____

Address _____

City _____

State _____

Zip _____



NETRONICS R&D LTD.
333 Litchfield Road,
New Milford, CT 06776

4164

64K DYNAMIC
200 NS

\$595

TMM2016

2KX8 STATIC
200 NS

74LS00

74LS00	.24	74LS173	.69
74LS01	.25	74LS174	.55
74LS02	.25	74LS175	.55
74LS03	.25	74LS181	2.15
74LS04	.24	74LS189	8.95
74LS05	.25	74LS190	.89
74LS08	.28	74LS191	.89
74LS09	.29	74LS192	.79
74LS10	.25	74LS193	.79
74LS11	.35	74LS194	.69
74LS12	.35	74LS195	.69
74LS13	.45	74LS196	.79
74LS14	.59	74LS197	.79
74LS15	.35	74LS221	.89
74LS20	.25	74LS240	.95
74LS21	.29	74LS241	.99
74LS22	.25	74LS242	.99
74LS26	.29	74LS243	.99
74LS27	.29	74LS244	.99
74LS28	.35	74LS245	1.49
74LS30	.25	74LS247	.75
74LS32	.29	74LS248	.99
74LS33	.55	74LS249	.99
74LS37	.35	74LS251	.59
74LS38	.35	74LS253	.59
74LS40	.25	74LS257	.59
74LS42	.49	74LS258	.59
74LS47	.75	74LS259	2.75
74LS48	.75	74LS260	.59
74LS49	.75	74LS266	.55
74LS51	.25	74LS273	1.49
74LS54	.29	74LS275	3.35
74LS55	.29	74LS279	.49
74LS63	1.25	74LS280	1.98
74LS73	.39	74LS283	.69
74LS74	.35	74LS290	.89
74LS75	.39	74LS293	.89
74LS76	.39	74LS295	.99
74LS78	.49	74LS298	.89
74LS83	.60	74LS299	1.75
74LS85	.69	74LS323	3.50
74LS86	.39	74LS324	1.75
74LS90	.55	74LS352	1.29
74LS91	.89	74LS353	1.29
74LS92	.55	74LS363	1.35
74LS93	.55	74LS364	1.95
74LS95	.75	74LS365	.49
74LS96	.89	74LS366	.49
74LS107	.39	74LS367	.45
74LS109	.39	74LS368	.45
74LS112	.39	74LS373	.99
74LS113	.39	74LS374	.99
74LS114	.39	74LS377	1.39
74LS122	.45	74LS378	1.18
74LS123	.79	74LS379	1.35
74LS124	2.90	74LS385	1.90
74LS125	.49	74LS386	.45
74LS126	.49	74LS390	1.19
74LS132	.59	74LS393	1.19
74LS133	.59	74LS395	1.19
74LS136	.39	74LS399	1.19
74LS137	.99	74LS424	2.95
74LS138	.55	74LS447	.37
74LS139	.55	74LS490	1.95
74LS145	1.20	74LS624	3.99
74LS147	2.49	74LS640	2.20
74LS148	1.35	74LS645	2.20
74LS151	.55	74LS668	1.69
74LS153	.55	74LS669	1.89
74LS154	1.90	74LS670	1.49
74LS155	.69	74LS674	9.65
74LS156	.69	74LS682	3.20
74LS157	.65	74LS683	3.20
74LS158	.59	74LS684	3.20
74LS160	.69	74LS685	3.20
74LS161	.65	74LS688	2.40
74LS162	.69	74LS689	3.20
74LS163	.65	74LS783	24.95
74LS164	.69	81LS95	1.49
74LS165	.95	81LS96	1.49
74LS166	1.95	81LS97	1.49
74LS168	1.75	81LS98	1.49
74LS169	1.75	25LS2521	2.80
74LS170	1.49	25LS2569	4.25

STATIC RAMS

2101	256 x 4 (450ns)	1.95
5101	256 x 4 (450ns) (cmos)	3.95
2102-1	1024 x 1 (450ns)	.89
2102L-4	1024 x 1 (450ns) (LP)	.99
2102L-2	1024 x 1 (250ns) (LP)	1.49
2111	256 x 4 (450ns)	2.49
2112	256 x 4 (450ns)	2.99
2114	1024 x 4 (450ns)	8/9.95
2114L-4	1024 x 4 (450ns) (LP)	8/12.95
2114L-3	1024 x 4 (300ns) (LP)	8/13.45
2114L-2	1024 x 4 (200ns) (LP)	8/13.95
2147	4096 x 1 (55ns)	4.95
TMS4044-4	4096 x 1 (450ns)	3.49
TMS4044-3	4096 x 1 (300ns)	3.99
TMS4044-2	4096 x 1 (200ns)	4.49
MK4118	1024 x 8 (250ns)	9.95
TMM2016-200	2048 x 8 (200ns)	4.15
TMM2016-150	2048 x 8 (150ns)	4.95
TMM2016-100	2048 x 8 (100ns)	6.95
HM6116-4	2048 x 8 (200ns) (cmos)	4.75
HM6116-3	2048 x 8 (150ns) (cmos)	4.95
HM6116-2	2048 x 8 (120ns) (cmos)	8.95
HM6116LP-4	2048 x 8 (200ns) (cmos)(LP)	5.95
HM6116LP-3	2048 x 8 (150ns) (cmos)(LP)	6.95
HM6116LP-2	2048 x 8 (120ns) (cmos)(LP)	10.95
Z-6132	4096 x 8 (300ns) (Qstat)	34.95

LP - Low Power Qstat Quasi-Static

DYNAMIC RAMS

TMS4027	4096 x 1 (250ns)	1.99
UPD411	4096 x 1 (300ns)	3.00
MM5280	4096 x 1 (300ns)	3.00
MK4108	8192 x 1 (200ns)	1.95
MM5298	8192 x 1 (250ns)	1.85
4116-300	16384 x 1 (300ns)	8/11.75
4116-250	16384 x 1 (250ns)	8/11.95
4116-200	16384 x 1 (200ns)	8/12.95
4116-150	16384 x 1 (150ns)	8/14.95
4116-120	16384 x 1 (120ns)	8/29.95
2118	16384 x 1 (150ns) (5v)	4.95
4164-200	65536 x 1 (200ns) (5v)	5.95
4164-150	65536 x 1 (150ns) (5v)	6.95

5V - single 5 volt supply

EPROMS

1702	256 x 8 (1us)	4.50
2708	1024 x 8 (450ns)	3.95
2758	1024 x 8 (450ns) (5v)	5.95
2716	2048 x 8 (450ns) (5v)	3.95
2716-1	2048 x 8 (350ns) (5v)	5.95
TMS2516	2048 x 8 (450ns) (5v)	5.50
TMS2716	2048 x 8 (450ns)	7.95
TMS2532	4096 x 8 (450ns) (5v)	5.95
2732	4096 x 8 (450ns) (5v)	4.95
2732-250	4096 x 8 (250ns) (5v)	8.95
2732-200	4096 x 8 (200ns) (5v)	11.95
2764	8192 x 8 (450ns) (5v)	9.95
2764-250	8192 x 8 (250ns) (5v)	14.95
2764-200	8192 x 8 (200ns) (5v)	24.95
TMS2564	8192 x 8 (450ns) (5v)	17.95
MC68764	8192 x 8 (450ns) (5v) (24 pin)	39.95

5v - Single 5 Volt Supply

EPROM ERASERS

	Timer	Capacity Chip	Intensity (uW/Cm ²)	
PE-14		6	5,200	83.00
PE-14T	X	6	5,200	119.00
PE-24T	X	9	6,700	175.00
PL-265T	X	20	6,700	255.00
PR-125T	X	16	15,000	349.00
PR-320	X	32	15,000	595.00

Z-80

2.5 Mhz

Z80-CPU	3.95
Z80-CTC	4.49
Z80-DART	10.95
Z80-DMA	14.95
Z80-PIO	4.49
Z80-SIO/0	16.95
Z80-SIO/1	16.95
Z80-SIO/2	16.95
Z80-SIO/9	16.95

4.0 Mhz

Z80A-CPU	4.95
Z80A-CTC	4.95
Z80A-DART	11.95
Z80A-DMA	16.95
Z80A-PIO	4.95
Z80A-SIO/0	16.95
Z80A-SIO/1	16.95
Z80A-SIO/2	16.95
Z80A-SIO/9	16.95

6.0 Mhz

Z80B-CPU	11.95
Z80B-CTC	13.95
Z80B-PIO	13.95
Z80B-DART	19.95

ZILOG

Z6132	34.95
Z671	39.95

CRYSTALS

32.768 khz	1.95
1.0 mhz	4.95
1.8432	4.95
2.0	3.95
2.097152	3.95
2.4576	3.95
3.2768	3.95
3.579535	3.95
4.0	3.95
5.0	3.95
5.0688	3.95
5.185	3.95
5.7143	3.95
6.0	3.95
6.144	3.95
6.5536	3.95
8.0	3.95
10.738635	3.95
14.31818	3.95
15.0	3.95
16.0	3.95
17.430	3.95
18.0	3.95
18.432	3.95
20.0	3.95
22.1184	3.95
32.0	3.95

CRT CONTROLLERS

6845	14.95
68B46	35.95
HD46505SP	15.95
6847	12.25
MC1372	6.95
68047	24.95
8275	29.95
7220	99.95
CRT5027	39.95
CRT5037	49.95
TMS9918A	39.95
DP8350	49.95

KEYBOARD CHIPS

AY5-2376	11.95
AY5-3600	11.95

8000

8035	5.95
8039	6.95
INS-8060	17.95
INS-8073	24.95
8080	3.95
8085	5.95
8085A-2	11.95
8086	29.95
8087	CALL
8088	39.95
8089	89.95
8155	6.95
8155-2	7.95
8156	6.95
8185	29.95
8185-2	39.95
8741	39.95
8748	24.95
8755	24.95

8200

8202	24.95
8203	39.95
8205	3.50
8212	1.80
8214	3.85
8216	1.75
8224	2.25
8226	1.80
8228	3.49
8231	call
8237	19.95
8237-5	21.95
8238	4.49
8243	4.45
8250	10.95
8251	4.49
8253	6.95
8253-5	7.95
8255	4.49
8255-5	5.25
8257	7.95
8257-5	8.95
8259	6.90
8259-5	7.50
8271	39.95
8272	39.95
8275	29.95
8279	8.95
8279-5	10.00
8282	6.50
8283	6.50
8284	5.50
8286	6.50
8287	6.50
8288	25.00
8289	49.95

DISC CONTROLLERS

1771	16.95
1791	24.95
1793	26.95
1795	49.95
1797	49.95
2791	54.95
2793	54.95
2795	59.95
2797	59.95
6843	34.95
8272	39.95
UPD765	39.95
1691	17.95
2143	18.95

CONNECTORS

RS232 MALE	2.50
RS232 FEMALE	3.25
RS232 HOOD	1.25
S-100 ST	3.95

6800

68000	59.95
6800	3.95
6802	7.95
6808	13.90
6809E	19.95
6809	11.95
6810	2.95
6820	4.35
6821	3.25
6828	14.95
6840	12.95
6843	34.95
6844	25.95
6845	14.95
6847	11.95
6850	3.25
6852	5.75
6860	9.95
6862	11.95
6875	6.95
6880	2.25
6883	22.95
68047	24.95
68488	19.95

6800 - 1MHZ

68B00	10.95
68B02	22.25
68B09E	29.95
68B09	29.95
68B10	6.95
68B21	6.95
68B45	19.95
68B50	5.95

6800 - 2MHZ

6502

2114

450 NS

8/\$995

2114

250 NS

8/\$1095

7400

7400	.19	74132	.45
7401	.19	74136	.50
7402	.19	74141	.65
7403	.19	74142	2.95
7404	.19	74143	2.95
7405	.25	74145	.60
7406	.29	74147	1.75
7407	.29	74148	1.20
7408	.24	74150	1.35
7409	.19	74151	.55
7410	.19	74152	.65
7411	.25	74153	.55
7412	.30	74154	1.25
7413	.35	74155	.75
7414	.49	74156	.65
7416	.25	74157	.55
7417	.25	74159	1.65
7420	.19	74160	.85
7421	.35	74161	.69
7422	.35	74162	.85
7423	.29	74163	.69
7425	.29	74164	.85
7426	.29	74165	.85
7427	.29	74166	1.00
7428	.45	74167	2.95
7430	.19	74170	1.65
7432	.29	74172	5.95
7433	.45	74173	.75
7437	.29	74174	.89
7438	.29	74175	.89
7440	.19	74176	.89
7442	.49	74177	.75
7443	.65	74178	1.15
7444	.69	74179	1.75
7445	.69	74180	.75
7446	.69	74181	2.25
7447	.69	74182	.75
7448	.69	74184	2.00
7450	.19	74185	2.00
7451	.23	74190	1.15
7453	.23	74191	1.15
7454	.23	74192	.79
7460	.23	74193	.79
7470	.35	74194	.85
7472	.29	74195	.85
7473	.34	74196	.79
7474	.33	74197	.75
7475	.45	74198	1.35
7476	.35	74199	1.35
7480	.59	74221	1.35
7481	1.10	74246	1.35
7482	.95	74247	1.25
7483	.50	74248	1.85
7485	.59	74249	1.95
7486	.35	74251	.75
7489	2.15	74259	2.25
7490	.35	74265	1.35
7491	.40	74273	1.65
7492	.50	74276	1.25
7493	.35	74279	.75
7494	.65	74283	2.00
7495	.55	74284	3.75
7496	.70	74285	3.75
7497	2.75	74290	.95
74100	1.75	74293	.75
74107	.30	74298	.85
74109	.45	74351	2.25
74110	.45	74365	.65
74111	.55	74366	.65
74116	1.55	74367	.65
74120	1.20	74368	.65
74121	.29	74376	2.20
74122	.45	74390	1.75
74123	.49	74393	1.35
74125	.45	74425	.85
74126	.45	74426	1.15
74128	.55	74490	2.55

LINEAR

LM301	.34	LM340 (see 7800)	
LM301H	.79	LM348	.99
LM307	.45	LM350K	4.95
LM308	.69	LM350T	4.60
LM308H	1.15	LM358	.69
LM309H	1.95	LM359	1.79
LM309K	1.25	LM376	3.75
LM310	1.75	LM377	1.95
LM311	.64	LM378	2.50
LM311H	.89	LM379	4.50
LM312H	1.75	LM380	.89
LM317K	3.95	LM380N-8	1.10
LM317T	1.19	LM381	1.60
LM318	1.49	LM382	1.60
LM318H	1.59	LM383	1.95
LM319H	1.90	LM384	1.95
LM319	1.25	LM386	.89
LM320 (see 7900)		LM387	1.40
LM322	1.65	LM389	1.35
LM323K	4.95	LM390	1.95
LM324	.59	LM392	.69
LM329	.65	LM394H	4.60
LM331	3.95	LM399H	5.00
LM334	1.19	NE531	2.95
LM335	1.40	NE555	.34
LM336	1.75	NE556	.65
LM337K	3.95	NE558	1.50
LM337T	1.95	NE561	24.95
LM338K	6.95	NE564	2.95
LM339	.99	LM565	.99

LM566	1.49	LM1800	2.37
LM567	.89	LM1812	8.25
NE570	3.95	LM1830	3.50
NE571	2.95	LM1871	5.49
NE592	2.75	LM1872	5.49
LM709	.59	LM1877	3.25
LM710	.75	LM1889	1.95
LM711	.79	LM1896	1.75
LM723	.49	ULN2003	2.49
LM723H	.55	LM2877	2.05
LM733	.98	LM2878	2.25
LM741	.35	LM2900	.85
LM741N-14	.35	LM2901	1.00
LM741H	.40	LM3900	.59
LM747	.69	LM3905	1.25
LM748	.59	LM3909	.98
LM1014	1.19	LM3911	2.25
LM1303	1.95	LM3914	3.95
LM1318	1.49	LM3915	3.95
MC1330	1.69	LM3916	3.95
MC1349	1.89	MC4024	3.95
MC1350	1.19	MC4044	4.50
MC1358	1.69	RC4136	1.25
MC1372	6.95	RC4151	3.95
LM1414	1.59	LM4250	1.75
LM1458	.59	LM4500	3.25
LM1488	.69	RC4558	.69
LM1489	.69	LM13080	1.29
LM1496	.85	LM13600	1.49
LM1558H	3.10	LM13700	1.49

RCA

CA 3023	2.75	CA 3082	1.65
CA 3039	1.29	CA 3083	1.55
CA 3046	1.25	CA 3086	.80
CA 3059	2.90	CA 3089	2.99
CA 3060	2.90	CA 3096	3.49
CA 3065	1.75	CA 3130	1.30
CA 3080	1.10	CA 3140	1.15
CA 3081	1.65	CA 3146	1.85
CA 3160	1.19		

TI

TL494	4.20	75365	1.95
TL496	1.65	75450	.59
TL497	3.25	75451	.39
75107	1.49	75452	.39
75110	1.95	75453	.39
75150	1.95	75454	.39
75154	1.95	75491	.79
75188	1.25	75492	.79
75189	1.25	75493	.89
75494	.89		

BI FET

TL071	.79	TL084	2.19
TL072	1.19	LF347	2.19
TL074	2.19	LF351	.60
TL081	.79	LF353	1.00
TL082	1.19	LF355	1.10
TL083	1.19	LF356	1.10
LF357	1.40		

H = TO-5 CAN T = TO-220 K = TO-3

74S00

74S00	.32	74S163	1.95
74S02	.35	74S168	3.95
74S03	.35	74S169	3.95
74S04	.35	74S174	.95
74S05	.35	74S175	.95
74S08	.35	74S181	3.95
74S09	.40	74S182	2.95
74S10	.35	74S188	1.95
74S11	.35	74S189	6.95
74S15	.35	74S194	1.49
74S20	.35	74S195	1.49
74S22	.35	74S196	1.49
74S30	.35	74S197	1.49
74S32	.40	74S201	6.95
74S37	.88	74S225	7.95
74S38	.85	74S240	2.20
74S40	.35	74S241	2.20
74S51	.35	74S244	2.20
74S64	.40	74S251	.95
74S65	.40	74S253	.95
74S74	.50	74S257	.95
74S85	1.99	74S258	.95
74S86	.50	74S260	.79
74S112	.50	74S274	19.95
74S113	.50	74S275	19.95
74S114	.55	74S280	1.95
74S124	2.75	74S287	1.90
74S132	1.24	74S288	1.90
74S133	.45	74S289	6.89
74S134	.50	74S301	6.95
74S135	.89	74S373	2.45
74S138	.85	74S374	2.45
74S139	.85	74S381	7.95
74S140	.55	74S387	1.95
74S151	.95	74S412	2.98
74S153	.95	74S471	4.95
74S157	.95	74S472	4.95
74S158	.95	74S474	4.95
74S161	1.95	74S482	15.25
74S162	1.95	74S570	2.95
		74S571	2.95

INTERFACE

8T26	1.59
8T28	1.89
8T95	.89
8T96	.89
8T97	.89
8T98	.89
DM8131	2.95
DP8304	2.29
DS8835	1.99
DS8836	.99

MISC.

ULN2003	2.49
3242	7.95
3341	4.95
MC3470	4.95
MC3480	9.00
11C90	13.95
95H90	7.95
2513-001 UP	9.95
2513-002 LOW	9.95

VOLTAGE REGULATORS

7805T	.75	7905T	.85
7808T	.75	7908T	.85
7812T	.75	7912T	.85
7815T	.75	7915T	.85
7824T	.75	7924T	.85
7805K	1.39	7905K	1.49
7812K	1.39	7912K	1.49
7815K	1.39	7915K	1.49
7824K	1.39	7924K	1.49
78L05	.69	79L05	.79
78L12	.69	79L12	.79
78L15	.69	79L15	.79
78H05K	9.95	LM323K	4.95
78H12K	9.95	UA78540	1.95

T = TO-220 K = TO-3
L = TO-92

IF YOU CAN FIND A PRICE LOWER ELSEWHERE, LET US KNOW AND WE WILL MEET OR BEAT THEIR PRICE! (SEE TERMS BELOW)

- ★ Computer managed inventory — virtually no back orders!
- ★ Very competitive prices!
- ★ Friendly staff!
- ★ Fast service — most orders shipped within 24 hours!



CLOCK CIRCUITS

MM5314	4.95
MM5369	3.95
MM5375	4.95
MM58167	8.95
MM58174	11.95
MSM5832	6.95

INTERSEL

ICL7103	9.50
ICL7106	9.95
ICL7107	12.95
ICL7660	2.95
ICL8038	3.95
ICM7207A	5.59
ICM7208	15.95

9000

9316	1.00
9334	2.50
9368	3.95
9401	9.95
9601	.75
9602	1.50
96S02	1.95

EXAR

XR 2206	3.75
XR 2207	3.75
XR 2208	3.75
XR 2211	5.25
XR 2240	3.25

DATA ACQUISITION

ADC0800	15.55	DAC0808	2.95
ADC0804	3.49	DAC1020	8.25
ADC0809	4.49	DAC1022	5.95
ADC0817	9.95	MC1408L6	1.95
DAC0800	4.95	MC1408L8	2.95

SOUND CHIPS

76477	3.95
76489	8.95
AY3-8910	12.95
AY3-8912	12.95
MC3340	1.49

ORDER TOLL FREE

800-538-5000

800-662-6279

(CALIFORNIA RESIDENTS)

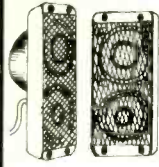
ALL MERCHANDISE 100% GUARANTEED

CALL US FOR VOLUME QUOTES

1983 JDR MICRODEVICES, INC.

FREE! FREE! free! SEND FOR OUR NEW 1983 40 PAGE CATALOG free! FREE! FREE!

2-WAY CAR STEREO SPEAKER SYSTEM



THESE SPEAKERS COME IN HEAT RESISTANT ABS PLASTIC CABINETS. IDEAL FOR CAR INTERIORS WHERE HEAT CHANGE OCCURS. POWER RATING: 15 WATT NOM. 45 WATT MAX. EACH SYSTEM CONTAINS A 4 INCH 10 OZ. WOOFER AND 2 INCH TWEETER.

SPECIAL PRICE \$36.00 PER PAIR

RELAYS

6 VDC RELAY

MINIATURE D.P.D.T. 3 AMP CONTACTS FUJITSU + FBR321D006 \$1.75 EA 10 / 16.00



MINIATURE 6 VDC RELAY



SUPER SMALL SPDT RELAY: GOLD COBALT CONTACTS. RATED 1 AMP AT 30 VDC; HIGHLY SENSITIVE, TTL DIRECT DRIVE POSSIBLE, OPERATES FROM 4.3 TO 6 V. COIL RES. 220 OHM. *1 3/16" x 13/32" x 7/16" AROMAT # RSD-6V \$1.50 EACH 10 FOR \$13.50

COMPUTER GRADE CAPACITORS

1700 mfd. 150 VDC \$2.00
2 1/2" DIA x 4 3/4" HIGH
3,600 mfd. 40VDC \$1.00
1 3/8" DIA x 3" HIGH
6,400 mfd. 600VDC \$2.50
18,000 mfd. 75 VDC \$4.00
22,000 mfd. 15 VDC \$2.00
2" DIA x 2 1/2" HIGH
22,000 mfd. 40 VDC \$2.00
2 1/2" DIA. x 4 1/2" HIGH \$3.00
24,000 mfd. 30 VDC \$3.50
1 3/4" DIA. x 4" HIGH
31,000 mfd. 15 VDC \$2.50
1 3/4" DIA. x 4" HIGH \$3.50
72,000 mfd. 15 VDC \$2.50
2" DIA. x 4" HIGH \$3.50
180,000 mfd. at 6V 2 1/2" DIA. x 4 1/2" HIGH \$1.50
CLAMPS TO FIT CAPACITORS 50¢ ea.



EDGE CONNECTORS



ALL ARE .156" SPACING
15 PIN GOLD SOLDER EYELET \$1.75 EACH
15/30 GOLD SOLDER EYELET \$2.00 EACH
18/36 GOLD SOLDER EYELET \$2.00 EACH
22/44 GOLD SOLDERTAIL (P.C. STYLE) \$2.50 EA 10 FOR \$22.50

L.E.D.'S STANDARD JUMBO DIFFUSED

RED 10 FOR \$1.50
GREEN 10 FOR \$2.00
YELLOW 10 FOR \$2.00

FLASHER LED 5 VOLT OPERATION RED JUMBO SIZE \$1.00 EACH
BI POLAR LED 2 FOR \$1.70

SUB-MINI LED

079" x 098" 20 MA AT 1.75V RED 10 FOR \$1.00
200 FOR \$18.00
GREEN 10 FOR \$1.50

LED HOLDERS

TWO PIECE HOLDER FOR JUMBO LED 10 FOR 65¢ 200 FOR \$10.00

PHOTO-FLASH CAPACITORS

35 MFD 330 VOLT 1" x 5/8" DIA. 45¢ EACH... 10 FOR \$4.00

170 MFD 330 VOLT 1 1/8" x 7/8" 2 FOR \$1.50 10 FOR \$7.00

750 MFD 330 VOLT 2" HIGH x 1 1/4" DIA. \$1.25 EACH 10 FOR \$11.00

QUANTITIES LIMITED MINIMUM ORDER \$10.00 USA: \$2.50 SHIPPING FOREIGN ORDERS: INCLUDE SUFFICIENT SHIPPING CALIF. RES. ADD 6 1/2% NO C.O.D!

KEY ASSEMBLY 5 KEY



\$1.00 EACH

CONTAINS 5 SINGLE-POLE NORMALLY OPEN SWITCHES MEASURES 3 3/4" LONG

6 KEY



\$1.25 EACH

CONTAINS 6 SINGLE-POLE NORMALLY OPEN SWITCHES MEASURES 4 1/4" LONG

15 KEY



ADDING MACHINE STYLE SWITCH ASSEMBLY. CONTAINS 15 SINGLE-POLE NORMALLY OPEN SWITCHES (PUSH TO MAKE).


\$6.50 EACH

TOLL FREE ORDERS ONLY 1-800-826-5432 (ORDER ONLY)

ALASKA, HAWAII, CALIF OR INFORMATION (213) 380-8000

JOYSTICK

PRECISION DEVICE CONTAINS 4 50K CENTER TAPPED ALPS POTS: \$4.75 ea



POTS

2K 10 TURN POT SPECTROL #MOD 534-7161 \$5.00 EACH



SLIDE POTS

500K linear taper 2 7/8" LONG 1 3/4" TRAVEL 75¢ EACH



DUAL 100K AUDIO TAPER

3 1/2" LONG 2 1/2" TRAVEL \$1.50 EACH



13 VDC RELAY CONTACT: S.P.N.C. 10 AMP @ 120 VAC ENERGIZE COIL TO OPEN CONTACT COIL 13 VDC 650 OHMS SPECIAL PRICE \$1.00 EACH



4 PDT RELAY

14 pin style 3 amp contacts 24 volt d.c. or 120 volt a.c. coil Used but fully tested \$1.70 EACH specify coil voltage LARGE QUANTITIES AVAILABLE SOCKETS FOR RELAY 50¢ each



BLACK LIGHT (ULTRAVIOLET)

G.E. # F6T5BL \$2.50 each

POWER SUPPLY WITH PRE-AMP



THIS SUPPLY WAS USED TO POWER AN 8 TRACK/CASSETTE UNIT. IT WILL SUPPLY APPROX. 18 VDC AND INCLUDES A SMALL PRE-AMP TO BOOST SIGNAL LEVEL. RCA PLUGS FOR LINE IN/OUT \$4.50 EACH

ALL ELECTRONICS CORP.

905 S. Vermont Ave. P.O. BOX 20406 Los Angeles, Calif. 90006

CIRCLE NO. 3 ON FREE INFORMATION CARD

FIREWORKS

Fire Crackers
Rockets
Sparklers
Fountains

MAJOR CREDIT CARDS ACCEPTED WE SHIP TO ALL 50 STATES

THOUSANDS OF ITEMS TO CHOOSE FROM

Full Color Catalog Kit—\$2.00 REFUNDABLE WITH YOUR FIRST ORDER

Toll free Nationwide
1-800-321-6001

Name _____
Address _____
City _____
State _____ Zip _____

PLEASE PRINT TO ASSURE PROMPT CATALOG DELIVERY!

FIREWORKS UNLIMITED

8550 ROUTE 224 * DEERFIELD, OHIO 44411

CIRCLE NO. 74 ON FREE INFORMATION CARD

Computers & Electronics

ADVERTISERS INDEX

RS no.	ADVERTISER	PAGE no.
50	Active Electronics	97
2	Albia Electronics	95
3	All Electronics Corp.	108
35	Apple Computer	32-33
9	Atari	4-5
77	C & D Electronics	55
	Carters T.V. Accessories	55
	Classified Advertising	109-117
	Cleveland Institute of Electronics, Inc	44-47
29	Commodore Computer	Cover 4
60	CompuServe	68
11	Computer Mail Order	66
67	DAK Industries Inc.	1
14	Digi-Key Corp.	102-103
66	Discount Software	21
	Discwasher	12
25	Epson America	43
26	Firestik Antenna Corp.	94
74	Fireworks Unlimited	108
18	Focus	93
59	Franklin Computers	Cover 3
58	Global Specialties	46
	Grantham College of Engineering	93
24,28	Heath Co.	27-29,39,61
61		
41	IBM Corporation	7

21	Jameco Electronics	101
79	Jensen Tools	77
22	JDR Microdevices	98-99,104,106-107
23	J & R Music World	91
78	JRT Systems	3
20	Leading Edge	Cover 2
71	Lerna-Tronics, Inc.	24
	McGraw-Hill Book Club	36-37
31	McIntosh Laboratory, Inc.	91
32	MFJ Enterprises	77
	Memotech	31
	Netronics, R & D Ltd.	105
27	New Horizons	93
	NRI Schools	8-11
36	OK Industries, Inc.	63
40	Protecto Enterprises	13
15	Quick Brown Fox	17
	Radio Shack	100
	The Right Answer	118
	Scientific Systems	94
36	Sintec Co	97
39	Tab Books	25
42	TAMS, Inc.	24
	Tektronix	34

Computers & Electronics

Computers & Electronics Marketplace

CLASSIFIED RATES: Per Word, 15 Word Minimum. **COMMERCIAL:** \$4.00. **PERSONAL:** \$2.30. **EXPAND-AD®:** \$6.00. Ads set in all bold type @ 20% premium. Ads set with background screen @ 25% premium. **DISPLAY:** 1" x 2 1/4", \$485.00. 2" x 2 1/4", \$970.00. 3" x 2 1/4", \$1,450.00. **GENERAL INFORMATION:** Frequency rates and prepayment discounts available. Payment must accompany order except credit card—Am. Ex., Diners, MC, VISA (include exp. date)—or accredited ad agency insertions. Copy subject to publisher's approval; must be typewritten or printed. First word set in caps. Advertisers using P.O. Boxes MUST supply permanent address and telephone number. Orders not acknowledged. They will appear in next available issue after receipt. Closing date: 1st of the 2nd month preceding cover date (e.g., Mar. issue closes Jan. 1). Send order & remittance to: Classified Advertising, **COMPUTERS & ELECTRONICS Magazine**, 1 Park Avenue, New York, NY 10016. Direct inquiries to Rose Lynch, (212) 725-7686.

FOR SALE

GOVERNMENT and Industrial surplus receivers, transmitters, snooper scopes, electronic parts, Picture Catalog 25 cents. Meshna, Nahant, Mass. 01908.

ELECTRONIC PARTS, semiconductors, kits. **FREE FLYER**. Large catalog \$1.00 deposit. **BIGELOW ELECTRONICS**, Bluffton, Ohio 45817.

BUILD AND SAVE TV EARTH STATION. **DETECTIVE ELECTRONICS**. Video Recorders, Color Cameras, advanced Telephone Projects. **BROADCAST ELECTRONICS**. 50 page color catalog of unusual electronic projects **AIR MAILED \$3.00**; with 3 hour audio cassette dramatization of our catalog \$5.00. Don Britton Enterprises, PO Drawer G, Waikiki, Hawaii 96815.

RECONDITIONED TEST EQUIPMENT \$1.00 for catalog. **WALTER'S TEST EQUIPMENT**, 2697 Nickel, San Pablo, CA 94806, (415) 724-0587.

ELECTRONIC PARTS. Stamp for flyer, \$1.00 deposit for catalog. **DAYTAPO ELECTRONICS**, 3029 N. Wilshire, Arlington Hts., IL 60004.

ELECTRONIC CATALOG Over 4,500 items. Parts, & components. Everything needed by the hobbyist or technician. \$2.00 postage & handling (United States Only), refundable with first \$15.00 order. **T & M Electronics**, 472 East Main St., Patchogue, NY 11772. (516) 289-2520.

PRINTED CIRCUIT BOARDS, your artwork. Quick delivery. Reasonable. **Atlas Circuits**, Box 892, Lincolnton, NC 28092. (704) 735-3943.

Telephone Listening Device

Record telephone conversations in your office or home. Connects between any cassette or tape recorder and your telephone or telephone LINE. Starts automatically when phone is answered. Records both sides of phone conversation. Stops recorder when phone is hung up. This device is not an answering service.



Each \$19.95
Qty. Disc. Avail.

Super Powerful Wireless Mic

10 times more powerful than other mics. Transmits up to 1/4 mile to any FM radio. Easy to assemble kit, 15V battery (not incl.).
Call (305) 725-1000 or send \$19.95 + \$1.00 shipping per item to **USI Corp.**, P.O. Box CE-2052, Melbourne, FL 32901. COD's accept. For catalog of transmitters, voice scramblers and other specialty items, enclose \$2.00 to USI Corp.



Size 2" x 3" x 1/4"

FREE SATCOM IN YOUR HOME NEW AND IMPROVING

SATELLITE TV

FANTASTIC 80 TV CHANNELS

New antenna construction plans plus big 8 x 11 book loaded with aiming info, kits, LNAs and receivers at wholesale prices. Far better than cable TV! Enjoy crystal clear reception. Send \$9.95 to-day. Add \$2.00 for 1st class (air mail) or call our 24 hr COD order line (305)862-5068 Now.

Global TV Electronics, P.O. Box 219-E, Maitland, FL 32751

SATELLITE TV

• SYSTEMS • COMPONENTS • LNA's •
• ANTENNAS • RECEIVERS •
WE CAN HELP YOU!

HIGH FRONTIER

2230 E. Indian School Rd., Phoenix, AZ 85016
(602) 954-6008

TELETYPE EQUIPMENT: Copy Military, Press, Weather, Amateur, Commercial Transmissions. Catalog \$1.00. **WEATHER-MAP RECORDERS:** Copy Satellite Photographs, National-Local Weather Maps. Learn How! \$1.00. **Atlantic Sales**, 3730 Nautilus Ave., Brooklyn, NY 11224. Phone: (212) 372-0349.

CABLE TV CONVERTERS VIDEO ACCESSORIES

BUY DIRECT & SAVE

40 CHANNEL CONVERTER \$38 Regular \$69

Advanced Solid State design and Circuitry allows you to receive mid & super band channels. Restores programming to Video Recorders

36 CHANNEL REMOTE CONTROL CABLE CONVERTER \$88.00

DIAMOND D-56 WIRELESS THE ULTIMATE CABLE TV CONVERTER

56 CHANNEL INFRARED REMOTE CONTROL \$139.00

Send \$1 for Complete Catalog VISA • MASTERCARD • COD

DIRECT VIDEO SALES
P.O. BOX 1329
JEFFERSONVILLE, INDIANA 47130
CALL 1-812-282-4766

MICROWAVE TELEVISION "DOWNCONVERTERS." Exclusive new five stage design. Easily assembled. Catalogue: \$2.00 (refundable). **NDS**, Box 12652-E, Dallas, 75225.

POLICE CODE UNSCRABLERS, lets you hear the coded messages of Police, Fire and Medical channels; magnetic mobile scanner antennas and other scanner accessories, satisfaction guaranteed. **DNE Inc.**, Rt. 7, Box 257-A, Hot Springs, AR 71901. (501) 623-6027.

REPAIR ATARI GAMES AT HOME

Complete repair course on 3 hour video tape (Beta or VHS) plus schematics and technical literature enables you to start earning money right away. All popular repair parts in stock for immediate shipment. \$1.00 for parts/price list and additional information refundable with order. Exclusive National Distributor.

ELECTRONICS WAREHOUSE CORP.
1910 Coney Island Avenue
Brooklyn, N.Y. 11230 (212) 375-2700


FREE FLYER 99 cent kits. Parts. Bargains Galore! **ALLKIT**, 434 West 4th St., West Islip, New York 11795.

TRANSISTORS, IC's, RF Power, LED's and Sanyo rechargeable batteries. For best buys plus service call **TOLL FREE 800-458-6053**. PA call 800-672-7100. **MC/VISA** honored. Savings. Service. Quality. At: **B&D** we do it better. **B&D ENTERPRISES**, Box 305, Kane, PA 16735.

Call or Send for Free **SINTEC** ELECTRONIC PARTS CATALOG

Thousands of Quality Components No Mail Order "Seconds"
Call Toll Free **800-526-5960**
NJ Residents call 201-996-4093
Sintec, Drawer Q, Milford, NJ 08848

RESISTORS, 1/4W/2W5% C.F., 3¢ ea., 1% Metallfilms. **NO MINIMUMS**. Quantity Discounts. Write: **JR INDUSTRIES**, 5834-A Swancreek, Toledo, OH 43614.



From the worlds oldest and largest speaker kit manufacturer, **SPEAKERLAB**. Save up to 30% on the speaker designs critics rave about. From tiny bookshelf speakers to slender, floor-standing models to massive folded corner horns. **PLUS** the latest in state-of-the-art car speakers. All in **Speakerlab's** 1983 catalog. Send for it today. (Allow 4 - 6 weeks for delivery. Send \$1.25 for faster, first class postage.)

speakerlab

Dept. CE53, 735 N. Northlake Way
Seattle, Washington 98103

FAST, DEPENDABLE MAIL-ORDER! Prime semiconductors, parts, accessories. **Free 54 page catalog**. **The Parts Store**, Dept. 180, 999 44th St., Marion, IA 52302.

NEW UHF CONVERTERS and Cable units Sound out TV CH3 antenna connections Model A Gated. Pulse Suppressed. Model B Computerized Addressable. Model C Cable computerized Addressable. Send \$2, for information: **J&D Engineering**, P.O. Box 469, Boston, MA 02186. 1-617-837-8431.

HOW TO BUILD A SATELLITE TV LNA OR DOWNCONVERTER! Save Hundreds! Free Information! Send Stamped Envelope: **XANDI**, Box 25647, Dept. 22K, Tempe, AZ 85282.

IF YOU ARE READY TO BUY OR SELL GAMES OR SOFTWARE, YOU NEED...

COMPUTER SHOPPER

Over 100 pages each month. Deal with individuals nationwide. Low ad rate, only 12¢ a word. Subscription: \$10/year. **MC & VISA**. Money back guarantee. P.O. Box 7596, Titusville, FL 32780. (305) 269-3211.

CABLE TV KITS

We have all 3 types of Cable TV Kits. Prices start at \$37. Send for our "informative catalog" \$2, and find out what type you need.

J & W Electronics, Inc.
P.O. Box 61-K
Cumberland, RI 02864

PRINTED CIRCUIT BOARDS. "QUICK PROTOTYPES", production, design, reflow solder. Send print or description for quote to: **KIT CIRCUITS**, Box 235, Clawson, MI 48017.

USA PAY-TV STATIONS. Complete and latest data on locations, programming, equipment and more. Just \$9.95. **T.C.E.**, Dept C1, Box 343, Brooklyn, NY 11230.

SATELLITE TELEVISION...HOWARD/COLEMAN boards to build your own receiver. For more information write: **ROBERT COLEMAN**, Rt. 3, Box 58-APE, Travelers Rest, S.C. 29690.

SATELLITE TELEVISION INFORMATION \$4. Build or buy your Earth Station. **Satellite Television**, RD 3, Oxford, NY 13830.

SOUND SYNTHESIZER KITS—Surt \$19.95, Wind \$19.95. Wind Chimes \$24.95. Musical Accessories, many more. Catalog free. **PAIA Electronics**, Box J14359, Oklahoma City, OK 73114.

RF MODULATORS for **SATELLITE TELEVISION**, **MICROCOMPUTERS** CCTV. Also monitors, cameras, kits. **FREE VIDEO CATALOG**. Phone (402) 987-3771. Dealers Welcomed. **ATV RESEARCH**, 13-P Broadway, Dakota City, NE 68731.

CABLE TV CONVERTERS & EQUIPMENT. Plans and parts. Build or buy. For more information send \$2.00: **C & D ELECTRONICS INC.**, P.O. Box 21, Jenison, MI 49428.

FREE FLYER! IC's, resistors, capacitors, jacks, etc., plus **SSM** music synthesizer/audio IC's, power amp modules, analog delay IC's, computer books, and more. Also plans for analog delay/chorus unit! **PGS Electronics**, Route 25, Box 304 Terre Haute, IN 47802.

\$100 POWER SUPPLY KIT—\$29.95 (plus shipping). IC's, FANS, CRT's, Catalog: 400 SASE, DEALIN' ELECTRONICS, 735 Loma Verde, Palo Alto, CA 94303

PRINTED CIRCUIT BOARDS and Artwork. Fast turn around, quality service. E.C.E., 3620 Spring Garden St., Greensboro, NC 27407

LOW LOW COMPONENT PRICES! Ask for free flyer. Write: EEP, 11 Revere Place, Tappan, NY 10983

LURE and detect fish by electronic device. Send \$10.00 for complete plans to: Reiber Enterprises, 1158 Swinks Mill Rd., Mclean VA 22102

12 SATELLITE ANTENNA AND MOUNT for \$140.00. For information, send \$4.95 (refundable u.p.) to: SATELLITE OPERATIONAL SYSTEM, 3540 Von Stuben, Titusville, FL 32780.

CABLE TV SECRETS, the informative publication the cable companies are trying to ban. HBO, Movie Channel, Showtime converters, etc. Send \$8.95 to: CABLE FACTS, Box 711-PE, Pataskala, Ohio 43062.

GATED PULSE WAVE UHF (speakers box type), has true A.G.C., parts \$125. Deluxe IIB Cos Wave UHF, has true A.G.C., parts \$150. Digital Sync Suppression/Active Video Inversion VHF/UHF, has true A.G.C., parts \$225. Both have sound out of the TV like normal with only an antenna connection to the TV or VCR. Quantity discounts. Plans: large SASE (54¢ postage). Free shipping/handling. 1-312/267-3455. LSR Engineering, P.O. Box 6075, Chicago, Illinois 60680.

MILITARY ELECTRONICS: R-174 Receiver, tunes 1.5-18 MHz, AM-CW-SSB, amateur, shortwave frequencies: \$47.50 mint. \$27.50 good. Canadian Army Backpack Radio PRC-510, FM Transceiver 38-54 MHz, with battery box, antenna, headset: \$34.50, 2/67.50. Schematics included. Add \$5/unit shipping. Baytronics, Dept. CE, Box 591, Sandusky, OH 44870.

LAFAYETTE BRAND PARTS—Largest inventory in U.S. Terryville Electronics, Inc., 693 Old Town Road, Terryville, NY 11776.

BEST PRICES ON NEW AND USED SCANNERS. Shortwave, "Joggers" Stereos and 2-ways; More! L-CO, P.O. Box 315, Morrison, CO 80465.

RELIABLE MICROWAVE TV ANTENNAS
2.1 to 2.6 GHz
Frequency Range
34db System Gain (or Greater)

Complete System (pictured) \$119.95
Down Converter Probe Style
(Assembled & Tested) \$49.95
Power Supply (12V to 16V DC-1)
(Assembled & Tested) \$39.95

PETERSON ELECTRONICS
4558 Auburn Blvd
Sacramento CA 95841
(916) 486-9071

SPECIAL QUANTITY PRICING
Dealers Wanted - COD'S

1 YEAR WARRANTY
PARTS & LABOR

POLICE SCANNERS, FANON, BEARCAT, REGENCY, HPR, Box 19224, Denver, CO 80219.

TELEPHONES and ACCESSORIES, FCC registered. Send \$2.00 for 72 page catalog (refundable). UNIQUE COMMUNICATIONS, 6335 SR, 97 Gallon, Ohio 44833.

PAY TV/AMATEUR TV RECEIVERS. 24 hour movies, specials, sports, etc. GUARANTEED FINEST models anywhere. FREE brochure. Jarik, 632 West Doran, Suite "G", Glendale, CA 91203 213/956-5839.

ROBOTS and ROBOTICS. Beginning to advanced techniques. Manual, \$9. Brochure, \$1. Robotek-Ford, Box 6827-C, Stateline, NV 89449.

Quality Microwave TV Systems
2.1 to 2.6 GHz Ant. 31 db Gain
Complete System as pictured \$39.95
Down Converter Probe
Mint. Assembled & Tested \$4.95
Power Supply (12V to 16V)
Assembled & Tested \$4.95
Data Info (Plans) \$9.95

Phillips-Tech Electronics
P.O. Box 34772, Phoenix, AZ 85067
(602) 265-8255
1 Year Warranty
Parts & Labor

T/S 1000 PROGRAMS: Financeaid (Barcharts, Interest, record keeping), ElectroSolve (solves most electronic circuit problems.) \$6.95 each Bill Kemp, Box 26086, Bluff Park, AL 35226.

FREE CATALOG. Large selection of electronic kits and parts. Chaney Electronics, Box 27038, Denver, Colorado 80227. (303) 781-5750.

SATELLITE ANTENNAS, build or buy wood or metal, from \$112. Prototype Engineers, Box 1812, Deming, NM 88030.

SECRET SHORTWAVE FREQUENCY LIST! Listen to Air Force One, Strategic Air Command, Smugglers, clandestine Radio Broadcasts, Spy Stations, and much more! Send \$6.00 to: KM Enterprises, Box 25755, Seattle, WA 98125

HI-FI SPEAKER KITS and saw drivers from the world's finest manufacturers. For beginners and audiophiles. Free information. A&S SPEAKERS, Box 7462C, Denver, CO 80207. (303) 399-8609

SATELLITE TELEVISION: Receivers \$300, Dishes \$100, LNA's, Downconverters, microwave equipment. Catalog \$5.00. Satellite Systems, Box 184, Milpitas, CA 95035

SATELLITE SYSTEMS, complete \$1750. 100°K LNA's \$389. Free wholesale catalog. Signals, Box 8836, Detroit, MI 48224, 313-361-5146.

ELECTRONIC EQUIPMENT FOR SALE BY OWNERS. Components, parts or systems. Phone-in, computerized. Enquiries from anywhere. COMPAD SERVICES, (403) 278-8099.

PRACTICAL CIRCUIT THEORY OVER YOUR BENCH. Refer to over 120 Definitions, Schematics, Formulas. Covers Series Resistance to AC Power Factors. Color 2x3 ft. Electronics Reference Wall Chart. \$9.95. Electronics Reference Inc., 318 Bay 11th St., Brooklyn, NY 11228.

COMPUTER EQUIPMENT/PARTS

SAVE 90% Build Your own Minicomputer. Free Details. Digatek, 2723 West Butler Dr., Suite 20C, Phoenix, AZ 85021.

PLUGS-INS AND ADD-ONS FOR THE IBM PERSONAL COMPUTER. Available in kit form as well as assembled. Build it yourself and save. Free information. Compatible Computer Corp., Dept CE 12, Box 51102, Seattle, WA 98115.

COMPUTERS, PROGRAMS, BOARDS, etc. Sell, swap, buy. Send needs, \$5.00 registration guaranteed. Compshop, Box 399, Howell, NJ 07731.

WANT A PLEASANT SURPRISE! Call or write for our quotes: Atari, Commodore, Timex, Franklin, TI, Okidata and more. ACCESSORIES, SOFTWARE. Factory sealed with full manufacturer warranty. HARDWARE, SOFTWARE, ANYWARE, 10 Coles Street, Brooklyn, NY 11231, (212) 596-3592.

DISCOUNT COMPUTERS: Save on Apple and IBM compatible computers and peripherals. Call or write: Lakeside Computers, 89 Lakeshore, Irvine, California 92714, (714) 857-4960.

APPLE COMPUTER BUILDERS—Apple cabinets, power supplies, keyboards, PC boards and peripherals. Call or write for lowest prices. Xicom Computer Products, Inc., 801 E. Ogden, Suite 1085, Naperville, IL 60566, (312) 369-6125.

USED COMPUTER TERMINALS, PRINTERS, MODEMS, CABLES, SURPLUS ELECTRONIC PARTS, SPECIALS: DAISY WHEEL PRINTERS (will interface to various computers) \$300.00. XEROX 820 CPU BOARD (single board computer, new, assembled & tested) \$425.00, CATALOG \$1.00. RONDURE COMPANY, "The Computer Room" PE, 2522 BUTLER STREET, DALLAS, TX 75235. (214) 630-4621.

CUSTOM PC BOARDS and PHOTO MASKS from sketches, schematics, or artwork. FREE brochure on services, products, KITS: TTL logic probe \$13.35. AIE, Box 2287, Arcadia, Florida 33821.

SAVE TAX \$\$\$! Donate your old TRS-80 or any old personal to this school and get BIG TAX WRITE OFFS. Thesialoniki/American Farm School, 380 Madison, NYC 10017, (490-8745).

MUSIC BOARD for ZX81/80 TIMEX four octaves, sound effects. With Software. Kit: \$64.95, ASM&Ted: \$79.95 to: SALKIN, Box 461, Stn. W Toronto, Ont. Canada M6M 5C1. U.S. Inquiries.

APPLE COMPUTER USER'S Disk Drive, \$195. Resistor, ¼W5% C.F., Voltage Regulator, TTL, Memory, Power Strip. Presto Enterprise, Box 9060, S.J., CA 95157.

DISKETTE MAILER: 5 1/4" or 8" Corrugated; Printed address and return; 5/\$4.95 (5 1/4") or 5/\$5.95 (8"). Postage Prepaid. Dealer Inquiries Welcome. ExecuDisk Inc., P.O. Box 219002, Houston, TX 77218.

DIRECT VIDEO KIT for the Sinclair ZX-81 \$9.95, 12" B&W video monitor \$98.45. Random Access, Box 41770C, Phoenix, AZ 85080.

COMPUTER PROGRAM BUG—A great gift for computer fans. \$4.00, Box 1341, Colton, CA 92324.

NEW! COLOR YOUR COMPUTER'S SCREEN! Videoflex color transparencies in stimulating Laser Red, Cybernetic Blue, Phosphorescent Green. Order Now. Receive FREE fatiguesless amber. Money back. Send \$9.95 plus \$1.05 shipping Videoflex-1A, Box 149, Netcong, New Jersey 07857.

COMPUTER SOFTWARE

VIC-20 USERS GROUP, receive newsletter, programs, discounts and more. Send SASE for information. P.O. Box 459, Dept 7, Ladson, South Carolina 29456.

DISCOUNT SOFTWARE—Available for Apple, TRS-80 and TI 99/4 Personal Computers. Professional applications for the doctor, dentist, attorney, school administrator, teacher, contractor and general office personnel. Catalog \$1.00. Creative Discount Software, 256 S. Robertson Blvd., Suite 2156, Beverly Hills, CA 90211

TI-99/4A OWNERS. Send for free list of new and exciting software. D.E., Box 124, Hicksville, NY 11801

VIC-20 UNIQUE SOFTWARE and hardware items. Send for free catalog. MICROWARE, 1342B Route 23, Butler, NJ 07405, 201-838-9027

FREE CATALOG—PET, VIC, Commodore 64 Software, Books, TIS, Box 921, Dept. CE5, Los Alamos, NM 87544.

VIC—20: Eighty software Programs on cassette, \$10.00 check or money order, includes postage. Public Domain, FANFARE SOFTWARE, 120 E. Main St., El Cajon, CA 92020.

COLOR COMPUTER USERS—Send for free Hardware and Software catalogue. Spectrum Projects, 93-15 86th Drive, Woodhaven, NY 11421.

SINCLAIR ZX81/TS1000 Software. Machine Code. Send \$3 for tape with 3 programs and free catalog. Seola, Bosca 1238, Dublin 1, Ireland.

TI-99/4A PROGRAMMERS: 6 programs plus list, \$6.95, cash, check, M.O., or \$1 for list. PROGRAMS, 1435 Burnley Square North, Columbus, Ohio 43229.

APPLE, TRS-80. Stock market software. Free information. Stock Market Computers, 235 Mesa Avenue, Newbury Park, CA 91320, (213) 884-6900.

WE PAY CASH for your software! Free details. Send SASE. Create Software, Dept. E35, Box 22564, San Diego, CA 92122.

EXCHANGE YOUR TI-99/4A cassette programs with others. Write: "THE EXCHANGE", CE-1, P.O. Box 46, Sterling, Virginia 22170.

COMPUSETTE is a C-10 cassette which is especially designed for micro-computer application by Tapemasters. 25 for \$20, 100 for \$70. COMPUSETTE+ is a C-20 cassette. 25 for \$22, 100 for \$77. COMPU*DISK is a SS,DD, 5 1/4" diskette. 10 for \$23, 50 for \$97. Visa, M.C., C.O.D. Texas (214) 349-0081, other 1-800-527-1227. 10% discount for check with order; TAPEMASTERS, P.O.B. 38651A, Dallas, Texas 75238. Freight prepaid. Defective replaced.

SINCLAIR ZX81/TIMEX FREE CATALOG of over 80 programs. UAS, Box 612, Haddonfield, NJ 08033.

DISCOUNT SOFTWARE—Available for Apple, TRS-80, IBM/PC and TI 99/4 personal computers. Professional applications for the doctor, dentist, attorney, school administrator, teacher, contractor and general office personnel. Catalog \$1.00. Write for MONTHLY SPECIAL OFFERS! Creative Discount Software, 256 S. Robertson Blvd, Suite 2156, Beverly Hills, CA 90211.

TI99/4A MOON TRIP ANIMATED GRAPHIC program on cassette. Guide module through asteroids then land on moon. Speech synthesizer and Joyst capability. \$12.00 postpaid. JAG Software, P.O. Box 2225, Dept. CE, Ocean, NJ 07712.

ZX81, TS1000 SOFTWARE. Send \$1.00 for catalog to: SIKES SOFTWARE, Box 115, Edmeston, NY 13335.

TIMEX-SINCLAIR USERS: Join the group of newsletter subscribers who receive free programs every month! Software discounts, Free program, issue and catalog. Z-WEST, Box 2411, Vista, CA 92083.

VIC-20 GAME TAPE: Two arcade, one adventure. All \$9.95. Cosvic Software, P.O. Box 4711, Topeka, KS 66604.

COMPUTER PUBLICATIONS

FREE Catalog of special function IC's and quality components. Goldsmith Scientific, Box 318M, Commack, New York 11725.

MAKE YOUR COMPUTER PAY ITS OWN WAY. Sample newsletter \$1. COMPU-PROFIT, Box 332-CE4, Fairfax Station, VA 22039.

FREE list for Vic-20 users: independent, inexpensive arcade/educational software. Send SASE to: Bifrost, Box 781, Park Forest, IL 60486.

MAKE COMFORTABLE LIVING with your computer—I do! Detailed guide \$3.50. EMBEE, Pinegrove, Kingston, NY 12401.

COMPUTER SALES. Work at home. No Inventory. Details \$2 Atron, Box 8825, Ft. Collins, CO 80525.

CONVERSATIONS WITH YOUR COMPUTER! ComputerPal program analyzes/responds to ordinary conversations. Complete listing in Basics, \$12.95. CSSAM, #196, Cornelius, Oregon 97116.

SOFTWARE Catalog of Government written and documented programs—mathematics, photography, electronics, more. Written for most systems. \$23.95. Lyntel Research, Dept. 700, P.O. Box 99405, Cleveland, Ohio 44199.

AMATEUR RADIO

RADIO AMATEUR CALLBOOKS: 1983 Directories of Radio Amateurs around the world. U.S. Callbook \$23.00; Foreign Callbook \$22.00, shipping included. See your Dealer or write for FREE catalog. RADIO AMATEUR CALLBOOK, Dept. CE, 925 Sherwood Dr., Lake Bluff, IL 60044.

VIDEOSCAN 1000 Slow Scan TV — HIGH RESOLUTION (amateur, phone line, monitoring, teleconferencing). CODE★STAR — DECODE Morse, RTTY, ASCII. LARGE LEDs or connect computer/printer. MORSE-A-KEYER — CW Keyboard. TRI-VOLTAGE POWER SUPPLY. Kits/Assembled. FREE brochures. MICROCRAFT CORPORATION, Box 513-PE, Thiensville, WI 53092 (414) 241-8144.

TIMEX/SINCLAIR

FREE BROCHURE. 16K(ZX-81) exciting games and new practical programs. Programmers/Distributors welcome. JPR SOFTWARE, Box 4155, Winter Park, FL 32793.

ZX81/TS1000 Accessories! Catalog \$1.00 (Refundable). SKELGRAF, 4415 Basswood Lane, Bellaire, TX 77401.

T/S 1000 PROGRAMS. Cheap. More info. Send SASE. Die Assoc., Box 652, Allen, TX 75002.

"IN-LINE LOAD MONITOR". Load software like a pro! Instructions Guaranteed. \$12.95/UNIVERSAL software: INVENTORY FILE \$16.95/MAILING LIST, COIN, STAMP, RECORD ALBUM \$10.95 each. LOST IN SPACE \$11.95/ALL 16K. \$1.50 S&H per order. Descriptive Catalog \$1.00 (refunded with order). N.J. 6% M.C. HOFFMAN CO., Dept. CE5, P.O. Box 117, Oakland, NJ 07436.

KROPK., STAR SEARCH, NOAH'S ARK, finest programs available. Machine Language action, graphics. SASE Brown Cottage, 5486 Bright Hawk, Columbia, MD 21045.

PROFESSIONAL KEYBOARD PALSN \$5.00. M.O. Smuk Enterprises, Box 555, Orleans, Ontario, Canada K1C 1S9. U.S. Inquiries.

ELIZA ADAPTED FOR 16K TIMEX/SINCLAIR. The celebrated simulation of Machine Intelligence from MIT. Cassette only \$14.95. Sinclair Softech, P.O. Box 82, Sinclair, WY 82334.

SUPER-DRAW. Sinclair 16K program. All characters, 3 cursors, screen fill, etc. Save finished/unfinished pictures. Cassette \$7.95. Crockett Software, 809 NY Ave., Martinsburg, WV 25401.

FREE SOFTWARE/HARDWARE CATALOG for your TS/ZX-81 16K. New programs. JPR SOFTWARE, Box 4155, Winter Park, FL 32793.

C.B. EQUIPMENT

IMPROVE CB PERFORMANCE! Modification hardware, books plans, Catalog \$2. CBC INTERNATIONAL, Box 31500PE, Phoenix, AZ 85046.

CABLE TV

CHANNEL 3—60db notch filter. 63.5MHz \$32. Crosley, Dept. 607, Box 840, Champlain, NY 12919.

PLANS AND KITS

NEW FM TRANSMITTER KIT. Great for experimenters. Instructions and parts only \$19.95. Buy now. TUCKER ENTERPRISES, P.O. Box 10120, Alex., VA 22310-0120.

PROJECTION TV... Convert your TV to project 7 Foot picture... comparable equal to \$2,500 projector... Total cost less than \$20.00. PLANS & LENS \$17.50. Illustrated information FREE. Macrocoma-ci, Washington Crossing, Pennsylvania 18977. Creditcard orders 24 hours. 215-736-3979.

TELEVISION SIGNAL PROCESSING MANUAL. \$12.95. Includes theory, circuits, waveforms and trouble shooting hints. Information \$2.00, refundable. D&S Enterprises, Box 09292C, Cleveland, Ohio 44109.

VIDEO GAME CARTRIDGES are easy to duplicate. Average cost per game \$10.00. Complete, detailed plans \$9.95. Random Access, Box 41770C, Phoenix, AZ 85080.

TESLA COIL—40" SPARKS! Plans \$7.50. Information 75 cents. Huntington Electronics, Box 2009-P, Huntington, Conn. 06484.

BUILD YOUR OWN AMPLIFIER for less than \$10.00. No gimmick. Send just \$3.00 for complete instructions. H. Downing Ent., Box 22086, Lansing, MI 48909.

SATELLITE RECEIVERS, LNA's, ANTENNAS—Build and save—Send stamp for details. Matco Electronics, Box 316CE, Cadillac, MI 49601.

VIDEO EXPANSION KIT! 60 ft coaxial cable, 27 Pc connector, variety pack. Retail value \$25. Money back guarantee! Send \$9.95 (includes tax and handling) to: Transglobe, Dept 102, Box 14490, Phoenix, AZ 85063.

ALARMS

BETTER EQUIPMENT. Longer Guarantee. You'll save! Catalog 50c, refundable. AAS, 414A Lorna Square, B ham, AL 35216.

PROTECT MICROCOMPUTERS AND ELECTRONICS! Free Catalog of systems for SCHOOLS AND STORES. SGM Corporation, 6 West Main, Bound Brook, NJ 08805, (201) 496-8585.

HIGH FIDELITY

DIAMOND NEEDLES and STEREO CARTRIDGES at DISCOUNT PRICES for SHURE, PICKERING, STANTON, EMPIRE, GRADO, AUDIO TECHNICA, ORTOFON, ADC, SONUS and MICRO-ACOUSTIC. Send S.A.S.E. free catalog. LYLE CARTRIDGES, Dept. P., Box 69, Brooklyn, NY 11218. For fast COD service Toll Free 800-221-0906. N.Y. State (212) 871-3303. 9AM-8PM except Sunday.

WANTED

GOLD, Silver, Platinum, Mercury, Tantalum wanted. Highest prices paid by refinery. Ores assayed. Free circular. Mercury Terminal, Box 191, Norwood, MA 02062.

TUBES

TUBES: "Oldies". Latest. Supplies, components, schematics. Catalog Free (stamp appreciated). Steinmetz, 7519-PE Maplewood, Hammond, Ind. 46324.

HUGE INVENTORY! Thousands of types. Wholesale prices. FREE CATALOG! ETCO Electronics, DEPT. 290, Plattsburgh, NY 12901.

PERSONALS

MAKE FRIENDS WORLDWIDE through international correspondence. Illustrated brochure free. Hermes-Verlag, Box 110660/Z, D-1000 Berlin 11, W. Germany.

CORRESPONDENCE FOR FRIENDSHIP IN PHILIP PINES, MALAYSIA. Free information. AAWS-(PE), Box 2777, Orcutt, California 93455-0777.

PENFRIENDS—ENGLAND—USA, through correspondence. Send age, interests. Free reply Harmony, Box 89PE, Brooklyn, New York, 11235.

UNIVERSITY DEGREES BY MAIL! Bachelors, Masters, Ph.D.'s... Free revealing details, Counseling, Box 317-EP05, Tustin, California 92680.

SCANDINAVIAN LADIES, sincere, seek correspondence for friendship. Details—Send stamp: Scannaclub, Box 4-(CE), Pittsford, NY 14534.

ORIENTAL SINGLES seeking cultural exchange, friendship, sharing, marriage. Write: CHERRY BLOSSOMS, Box 1021P, Honokaa, Hawaii 96727.

SUNBELT SINGLES looking for a person of quality. Check our group. Details Box 83395, Oklahoma City, OK 73148.

FREE: WORLD'S LARGEST PARTNER-PHOTO-CATALOG for friendship and marriage. Personalized introductions. INTERCONTACT, Box 12, Toronto, Canada M4A 2M8. U.S. Inquiries.

WHY TRAVEL ALONE? We help singles, couples find compatible partners, new friends, travel inexpensively. TRAVEL COMPANION EXCHANGE, Box 833-CE, Amityville, New York 11701.

CLASSICAL MUSIC LOVERS' EXCHANGE—The link between unattached music lovers. Write: CMLE, Box 31, Peiham, NY 10803.

INSTRUCTION


UNIVERSITY DEGREES BY MAIL! Bachelors, Masters, Ph.D.'s. Free revealing details. Counseling, Box 317-PE05, Tustin, California 92680.

LEARN WHILE ASLEEP! HYPNOTIZE! Astonishing details, strange catalog free! Autosuggestion, Box 24-ZD, Olympia, Washington 98507.

MEDICAL ELECTRONICS TECHNOLOGY, home study. Troubleshoot medical instruments. WTI, P.O. Box 3124, Fresno, CA 93650-3124.

UNIVERSITY DEGREES BY SPECIAL EVALUATION of existing credits and Job Experience. Fast, inexpensive. Call (614) 863-1791. Or write: EVALUATION, Box 13151-A5, Columbus, Ohio 43213.

**ATTENTION
ELECTRONIC TECHNICIANS**



Highly Effective Home Study BSEE Degree Program for Experienced Electronic Technicians. Our New Advanced Placement Program grants Credit for previous Schooling & Professional Experience. Advance Rapidly! Our 30th Year!
FREE DESCRIPTIVE LITERATURE!

Cook's Institute of Electronics Engineering
DESK 15, P.O. BOX 20345 JACKSON, MS 39209

COMPUTER REPAIR, PROGRAMMING, WORD PROCESSING Courses. Exciting "Hands On" training in 4 months. Lifetime placement assistance. Systems Technology Institute, 6442 Edgewater Drive, Orlando, FL 32810. (305) 299-6535.

HANDLE YOUR OWN LEGAL AFFAIRS—Be a Paralegal. Accredited Attorney Instruction. Home Study. FREE CATALOG. Southern Career Institute, Drawer 43E-2158, Boca Raton, FL 33427. (305) 368-2522.

REPAIR ELECTRONIC ORGANS—Revised home study course covers all current makes and models. Free booklet. Niles Bryant School, P.O. Box 20153, Sacramento, CA 95820.

F.C.C. COMMERCIAL RADIOTELEPHONE LICENSE. Home Study. Fast, Inexpensive! Free details. COMMAND, Box 26348-P, San Francisco 94126.

UNIVERSITY DEGREES without classes. Bachelors, Masters, Doctorates. Accredited, inexpensive, fast. Dr. John Bear, P.O. Box 11447-C5, Marina Del Rey, CA 90291.

YOUR OWN RADIO STATION AM, FM, Cable, licensed, unlicensed, low cost transmitter! Free information. BROADCASTING, Box 130-R3, Paradise, CA 95969.

GOVERNMENT JOBS—Thousands of vacancies must be filled immediately. \$17,634 to \$50,112. Call 716-842-6000. Ext. 3901.

SATELLITE TV BEFORE YOU BUY—Get this educational booklet illustrating components of the receiver systems and their function. \$4.95. Gatorvision, Box 313, Hardin, Illinois 62047.

FOR INVENTORS

INVENTORS! IDEAS HAVE VALUE!

Ever think of an idea, forget it and see it later on the market? Many people don't forget, act quickly and are rewarded by American Industry. Write down your idea! We offer free disclosure registration and initial consultation regarding your idea's potential value. Call or write without delay for your free information package.

AMERICAN INVENTORS CORPORATION
82 Broad St., Dept. CE
Westfield, MA 01086
(413) 737-5376

A fee Based Marketing Company
Offices Coast to Coast

PATENT AND DEVELOP your invention. FREE PATENT INFORMATION. Richard L. Miller, P.E., 3612-E, Woolworth Building, New York, NY 10007. (212) 267-5252.

INVENTIONS, IDEAS, NEW PRODUCTS wanted for presentation to industry and exhibition at national technology exposition. Call 1-800-528-6050. Arizona, 1-800-352-0458. Ext. 831.

BUILD A BETTER MOUSETRAP? We will buy, finance or jointly develop your ideas, inventions, new products, patented or not. Confidentiality assured. HBI Inc., P.O. Box 1020, Wykagyl Stations, New Rochelle, NY 10804. Prompt responses to all inquiries!

BUSINESS OPPORTUNITIES

FREE CATALOGS. Repair air conditioning, refrigeration. Tools, supplies, full instructions. Doolin, 2016 Canton, Dallas, Texas 75201.

MECHANICALLY INCLINED individuals desiring ownership of Small Electronics Manufacturing Business—without investment. Write: BUSINESSSES, 92-K5 Brighton 11th, Brooklyn, New York 11235.

ERASE DEBTS with little-known law—create wealth!! Details FREE—Wealth Kit, No. EE5, Billings, NY 12510.

MAILORDER OPPORTUNITY! Start profitable home business without experience or capital. Information free. Mail Order Associates, Dept 478, Montvale, NJ 07645.

ONE MAN CRT FACTORY. T.V.'s, Business machines, Monitors, Scopes, VDT's. \$3.00 rebuilding nets \$100-\$500 each tube. Higher profits overseas. New/used. FACTORY. 1909 Louise, Crystal Lake, IL 60014. (815) 459-0666

MAKE MONEY SELLING ELECTRONICS. Wholesale dealer catalog \$5 (redeemable). ETCO, Dept. 532, Box 840, Champlain, N.Y. 12919.

FREE BOOK "2042 Unique Proven Enterprises." Fabulous "unknowns," second inflation income. Haylings-M, Carlsbad, CA 92008.


LIFETIME PROSPERITIES. Plan beats envelope stuffing anyway! Cancels debts; free sample. Elliott, Box 7206-PE3, Columbia, MO 65205.

BORROW \$300-\$30,000 INTEREST FREE! Keep indefinitely! Free Details. Write: American, 1601 Main, Plainfield, Indiana 46168.

I HAVE MADE A FORTUNE in Mail Order, selling information. Let me show you how. Write Kash CE701, Box 31051, Indianapolis, IN 46241.

BORROW \$30,000 without interest! All eligible. Repay anytime. Free details! Infohouse—508CE, 533 Sutter, San Francisco, CA 94102.

Be a LOCKSMITH!
EARN WHILE YOU LEARN
Send for FREE BOOK



Big opportunities. Big profits. Earn quickly. Full or part time. Learn at home, it's easy. Do real jobs. All Tools—Materials Supplied. Lic. State of NJ. Appd. for Veterans. Send Name and address for FREE book.

Locksmithing Institute, Dept. 73-053
11iv Technical Home Study Schools Little Falls, N.J. 07424

PROJECTION TV... Make \$\$\$'s assembling Projectors...Easy...Results comparable to \$2,500 projectors...Your total cost less than \$17.00—PLANS, LENS & Dealers Information \$15.50...Illustrated information FREE...Macrocoma-cix, Washington Crossing, Pennsylvania 18977. Creditcard orders 24 hours 215-736-2880.

PICTURE TUBE REBUILDING EQUIPMENT—new and used ATOLL TELEVISION. 6425 Irving Park, Chicago, Illinois 60634, (312) 545-6667.

\$360 WEEKLY/UP! Mailing Circulars! No quotas. Rush reply envelope: Division Headquarters, Box 464-SNC, Woodstock, Illinois 60098.

BUMPER STICKER PRINTING DEVICE. Cheap, Simple, Portable. Free details, Bumper, POB 22791 (PE), Tampa, FL 33622.

MAKING MONEY WITH PERSONAL COMPUTERS! 3 cassette package \$19.95, with book \$25.00. Computer Resources, 1659 Mills Street, Chula Vista, CA 92010.

EMPLOYMENT OPPORTUNITIES

ELECTRONICS/AVIONICS EMPLOYMENT OPPORTUNITIES. Report on jobs now open. Details FREE. Aviation Employment Information Service, Box 240E, Northport, New York 11768.

JOBS OVERSEAS - Big money fast. \$20,000 to \$50,000 plus per year. Call 1-216-494-2900, ext. 4604.

BOOKS & MAGAZINES

FREE with every booklet ordered an electronic kit you assemble. Offered with purchase of our **"HOW TO UNDERSTAND BASIC ELECTRONICS,"** booklet. Send \$10.00 **How To Company, P.O. 2592, Newport Beach, California, 92663-1592.** 10 Day Money back guarantee.

PUBLISHERS' OVERSTOCKS BARGAIN BOOKS 2,000 titles, all subjects! Free catalog: Hamilton's, 98-85 Clapboard, Danbury, CT 06810.

MOVIE FILM/VIDEO

VIDEO MOVIES. Sold, Exchanged. VHS-Beta-Disc. Big informative catalog—mail \$5.00 Tower, Dunkirk, MD 20754-0213.

REAL ESTATE

NEW...FREE CATALOG! Top real estate values coast to coast! Please specify types, property and location desired. UNITED FARM AGENCY, 612-EP West 47th, Kansas City, MO 64112.

RUBBER STAMPS

RUBBER STAMPS, BUSINESS CARDS. Free catalog 1-800-851-4945, Jackson's, E-100, Brownsville Rd., Mt. Vernon, Ill. 62864.

MISCELLANEOUS

ADVERTISE FREE IN 102 NEWSPAPERS. Save \$100's. List \$3. Goldfinders, ZD, Box 600, West Hartford, CT 06107.

RETAIL ROSTER

CALIFORNIA

P.C. COMPUTERS, 10166 San Pablo Ave., El Cerrito 94530. (415) 527-6044. Commodore 64, VIC-20, Pet Specialists. In-House Maintenance.

LOUISIANA

THE COMPUTER PEOPLE—Apple, NEC, Osborne, Corvus Concept—Seminars, Sales, Service. Houma, Morgan City, Lafayette—1-800-352-5828.

MONTANA

THE COMPUTER STORE—BILLINGS—1216-CE 16th Street, 59102. (406) 245-0092: Apple, Commodore, Hewlett—Packard: Software, Peripherals, Service.

NEW HAMPSHIRE

COMPUTER MART of NEW HAMPSHIRE. 170 Main Street, Nashua 03060. 603-883-2386. THE APPLE SPECIALISTS. Full line Hardware/Software. Training/Service.

PENNSYLVANIA

MARKETLINE SYSTEMS INC., 975 Jaymor, Southampton 18966, 215-355-5400. Microcomputers, terminals, printers, supplies, monitors, modems, diskettes, etc.

WASHINGTON

TACOMA—COMPUTERS +. 2504 Jefferson Avenue 98402. (206) 272-2329. Atari/Commodore computers. Atari/Commodore/TRS-80 Software. Supplies.

Full Size Keyboard Conversion



For Your **ZX81/TS1000**
SUN KD-81
\$69.95

Easy To Install
No Soldering - No Modifications

41 Keys with Full Size Space Bar • Allows Touch Typing
Same Key Layouts as Sinclair • Two Color Keypops
Keyboard Case Holds Both Keyboard and Computer
Commands and Graphics Spelled Out on Keypops

16K Piggyback RAM Module P N MX-16 \$49.95

SUNTRONICS CO., INC.
In Calif. Call: 213-644-1149
Outside Calif. Call: 1-800-421-5775
Or send Check or M.O. to:
P.O. Box 1957 Hawthorne CA 90250
California residents add 8 1/2% sales tax
Add \$4.00 ship. handling VISA/Mastercard include expiration date

Computer Mart

RATE: Ads are 2" by 3". 1 insertion: \$625.00. 6 insertions: \$600.00 ea. 12 insertions, \$575.00 ea. Closing date: 1st of the 2nd mo. preceding cover date. Send order and remittance to Computer Mart, Computers & Electronics, 1 Park Ave., N.Y., N.Y. 10016. Direct inquiries to (212) 725-4216.

KEYBOARD for ATARI 400™
Replace standard membrane keyboard with an easily installed and color matched pushbutton keyboard. Complete with instructions \$119.95

SECRETS of SATELLITE TV®
New manual explores the purchase and installation of satellite TV receivers \$17.95

TV IF & RF MODULE
Includes TUNERS, IF AMP, video and sound detectors \$85.00

Catalog includes information on VIDEO products, experimenters KITS, and interesting manuals. \$2.00
VISA and MasterCard accepted by phone (415) 439-7470. Include 5% shipping. Calif. residents add tax.

Abex
P.O. BOX 26601-C2
SAN FRANCISCO, CA 94126

CIRCLE NO. 99 ON FREE INFORMATION CARD

NEW METER FOR SERVICING
From a Technical school.
VOM & Temp. Measurements

- * Professional Meter
- * Slight Cracks in Meter Lens
- * Complete With 3 Test Leads
- * Only 500 pcs. Available
- * Sh. Wt. 4 Lbs.

Use Order No. 2V1.0556 **2333**
Student School Cost \$65.00

PRINTER STAND or DESK
* SIZE: 27" h x 24" d x 27" w
* Black Painted Steel
* Sh. Wt. 75 Lbs. **3995**
Shipped freight collect Use Order No. 2A70585

Call or Write for **Free!**
40 Page Catalog of Illustrated Electronic & Computer Equipment!

BNF Enterprises
119r FOSTER St.
Peabody MA 01960
(617) 531-5774 Accepted

Customer Pays All Shipping Charges.

CIRCLE NO. 100 ON FREE INFORMATION CARD

TIMEX-SINCLAIR
ZX81 1000



1983 Directory

- * Where to find: Disk Drives, RAM Extensions, Printers, Modems, Keyboards, Game & Serious Software, Books, Periodicals, Programming Aids, and other Exciting Accessories!
- * Articles on: Special applications like Control Circuitry, Enhanced Graphics, Voice Generation, Music Synthesis, Video Inversion, Light Pens, Joysticks, etc.
- * Complete Descriptions: We'll tell you what it is, what it does, how much it costs, and where to buy it.
- * Jam-packed w/photographs: We knew you'd want to see what these products look like. So, we got pictures and put them in!

Only \$5.00 ... Postpaid!

To Order: Send check, money order, or VISA/MC number and expiration date. MN residents add 6% sales tax. Dealer Inquiries Welcome.

E. Arthur Brown Company
Dept. ZE-5 1702 Oak Knoll Drive
Alexandria, MN 56308 Ph: 612/762-8847

\$450⁰⁰ WEEKLY
 working one or two
 hours a day with your
 personal computer.
GUARANTEED. Simple
 program process. No
 special skills or ex-
 perience. Free
 details/application.

BOND INDUSTRIES

7115 Blanco Road
 Dept. 114-178
 San Antonio, TX 78216

CIRCLE NO. 101 ON FREE INFORMATION CARD

MODULES FOR:

TIMEX-Sinclair

64K MEMORY \$119.⁹⁵ KIT
 \$129.⁹⁵ W&T **WHY PAY MORE?**

MODEM \$119.⁹⁵ KIT \$149.⁹⁵ W&T
 (RS-232 Port & Software Included)

RS-232 PRINTER INTERFACE
 \$59.⁹⁵ KIT \$69.⁹⁵ W&T

CONTROL MODULE \$59.⁹⁵ KIT
 8 Relays, 8 Inputs, 8 LED's \$69.⁹⁵ W&T

Expand your 16K to 32K with our M-16
 \$59.⁹⁵ KIT \$69.⁹⁵ W&T

90-Day Warranty On All Modules.
 10-Day Return Privilege

ORDER PHONE 803-532-5812
 Add \$4.95 shipping & handling to all orders.

BYTE-BACK CO.
 Rt. 3 Box 147 Brodie Rd.
 Leesville, S.C. 29070



THOUSANDS IN USE WITH PROVEN RELIABILITY.
 ALL MODULES IN STOCK.

CIRCLE NO. 102 ON FREE INFORMATION CARD

A ZX-81 breakthrough!



**The CAI/ESF
 mass storage
 device**

- Load or store 27K bytes in less than 30 seconds.
- Your existing cassette-stored programs transfer easily.
- Menu-driven, access by keyboard command.
- Second drive easily added for greater flexibility.
- For T/S 1000, ZX-81 and ZX-80.

\$119.95*
 *Requires CAI/O Board for interface \$69.95
 Order by phone or mail. Check, money
 order, VISA or MasterCard (include
 number and exp. date). Post. in U.S. \$5


CAI Instruments

PO Box 2032, Midland, MI 48640
 © Copyright 1982 CAI Instruments, Inc.

517-687-7343

CIRCLE NO. 103 ON FREE INFORMATION CARD

UNIPROM



THE VERSATILE EPROM HANDLER

- Reads programs 2704, 2708, 2758, 2508, 2516, 2716 (supply) 2532, 2732, INTEL'S 2732A and the 8755A (INTEL/NEC)
- Reads/erases/programs Hitachi 48016 EEPROM'S
- No personality modules required.
- All signals are 5-100 compatible (can adapt to most other buses)
- Port mapping occupies NO memory space.
- Bus clock rates exceeding 8mhz
- All software is 8080/8085/Z80 compatible.
- Software "user" friendly
- All software is fully CP/M & CDOS compatible.

Board (A&T) with extensive documentation \$199.00
 Disk software (B* or NORTHSTAR 5.25") \$38.00
 EPROM-based software with source listing \$55.00
 Expansion console, 24 pin \$50.00


Featured in July, August '82 Microsystems



6020 Doniphan (915) 581-6697 El Paso, TX 79932
ELECTRONICS MANUFACTURING SINCE 1975

CIRCLE NO. 104 ON FREE INFORMATION CARD

A/D 8 channels + D/A 8 channels



Fast 16 bit A/D conversion time - 100 ns
 acquisition window - 1 us D/A settling
 time 8 bits 0-5V or 0-2.5V full scales Board
 allows re arrangement of the pins and other
 features for easy interfacing to many types of
 host computers including Sinclair, Apple,
 TRS80 others. Switches set address. Ad-
 dress picks channel. Inquire about KITS and
 software. Assembled and tested \$230. Alu-
 minium box and ribbon cable \$15.



301-16th Ave
 San Francisco, CA. 94118 (415) 752 6294

CIRCLE NO. 105 ON FREE INFORMATION CARD

ATARI	APPLE	IBM PC
80 column card (Full View 80) \$299.00	80 column card (Full View 80) \$199.00* 80 column Visigate Preboot \$49.00	Multi-bus and/or PC Expansion Chassis
32K Ram Card \$70.00	2 serial channels (Dual Comm Plus) \$199.00*	
General purpose RS232 connector, gender changer, pin reconfigurator, and diagnostic tool \$89.00		
For more information, contact:		
Computer Corporation 8120 Penn Avenue South Minneapolis, MN 55431 612-881-6955		
		or contact your nearest dealer
All Prices FOB Minneapolis		VISA M.C.

CIRCLE NO. 105 ON FREE INFORMATION CARD

**5 Meg
 Hard Disk
 \$600.⁰⁰**

High reliability Shugart 8" SA1002 hard disk drives.
 \$400 each. Quantity 10



(803) 877-7471

105 S. Main St. Greer, S.C. 29651

We have interface kits for IBM PC, Heath 89/90/Z100, S-100, STD BUS, Apple II, 6809 Systems, w/Flex and others. Kits start at \$350. Computer Subsystems from \$1500.

CIRCLE NO. 106 ON FREE INFORMATION CARD

Radio Shack and TDP-100



Box 668 •
 6809 Specialists, Encinitas, CA 92024
 (714) 436-3512

Computerware is a trademark of Computerware

CIRCLE NO. 107 ON FREE INFORMATION CARD

SAVE 90%

YES you can save up to 90% on a computer system for home or office.

68000 microsystem (8MHz) with 128KB & three RS-232C ports, \$252.00

8086 microcomputer with 128KB & three RS-232C ports, \$204.00

Z80A 4MHz micro with 64KB & two RS-232C ports, \$110.00

Floppy Interface as little as \$60.00

FREE BROCHURE TODAY

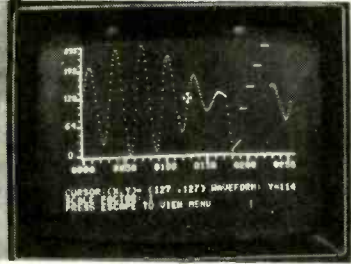
DIGATEK CORPORATION
 Suite 7
 2723 West Butler Drive
 Phoenix, Az. 85021

**ROLL-YOUR-OWN TECHNOLOGY
 AND SAVE A BUNDLE**

CIRCLE NO. 107 ON FREE INFORMATION CARD

ARBITRARY WAVEFORM GENERATOR ONLY \$345!


- Generate any custom waveform with the Apple Computer.
- analog and digital outputs
 - up to 20 volts p-p output
 - 125 ns/pt — 1 sec/pt
 - up to 2048 points
 - 8 bit resolution



Pacific Micro Systems

160 GATE 5 ROAD • SAUSALITO, CA. 94965 • (415) 331-2525

CIRCLE NO. 108 ON FREE INFORMATION CARD



RADIO SHACK TRS-80's™

We offer Special Discounts, Free Shipping and a Toll Free Order Number

1-800-531-7466 TOLL FREE

Pan American Electronics

Dept. P.E. - 1117 Conway Avenue
Mission, Texas 78572
(512) 581-2766 Telex 767339

CIRCLE NO. 109 ON FREE INFORMATION CARD

SYNCR-O-SETTE

The Subscription Magazine for the
TIMEX-1000/ZX-81
Games, Educational, Business, Graphics

12 Monthly Issues - 6 Bi-Monthly Cassettes

AT LEAST 6 PROGRAMS EACH



\$39.50



OUTSIDE USA ADD \$10.00

CALL 24 HOUR HOT LINE 800-543-1300
ASK FOR OPERATOR #383



CIRCLE NO. 110 ON FREE INFORMATION CARD

Sinclair Computing

Not just another newsletter, **Sinclair Computing** is a typeset magazine with color illustrations, published monthly. If you own a Sinclair or Timex/Sinclair Computer you need Sinclair Computing. Every issue is packed with informative Articles, New Products, Users Groups, News Bits, Letters, Ask Sinclair Corp., Reviews, Tutorials, Hardware Projects (many for under \$10), Programs, and Games. If after your first issue you are not fully satisfied...cancel your subscription for a FULL refund.

FOR JUST **\$2.95** PER ISSUE YOU CAN MAKE THE MOST OF YOUR SINCLAIR or TIMEX/SINCLAIR COMPUTER.

One year for just \$36.
Two years for just \$65.

Please enclose check or money order.

Sinclair Computing

Box 95-SC, Glenmont, NY 12077

CIRCLE NO. 111 ON FREE INFORMATION CARD

Now we can make any computer sing as well as talk, for only \$219.



As featured in Garcia's Circuit Cellar, 'BYTE' Magazine, September, October 1982.

Microvox.

MICROVOX is a completely self contained professional voice quality text-to-speech synthesizer. MICROVOX may be easily interfaced to any computer, modern RS-232C serial or parallel, output device.

- 6502 Microprocessor based text-to-speech algorithm
- SC-01A phoneme based speech synthesizer
- 64 crystal controlled inflection levels
- 3000 character buffer
- RS-232C and parallel port interfaces
- On board power supply
- Music and sound effects capability

MV01 Microvox Assembled & Tested \$299.00
MV02 Microvox, complete kit \$219.00



To Order: Call Toll Free 1-800-645-3479
In N.Y. 1-516-374-6793
MICROMINT, INC.
561 Willow Avenue
Cedarhurst, NY 11516

CIRCLE NO. 112 ON FREE INFORMATION CARD

TIMEX SINCLAIR 1000 SINCLAIR ZX81 SOFTWARE

CALL OR WRITE FOR
FREE CATALOG

SOFTSYNC, INC.

14 E. 34th St. NY, NY 10016

212-685-2080

CIRCLE NO. 113 ON FREE INFORMATION CARD

ATTENTION! Superstars of the Future

As a firm representing such fine artists as: Harry Blackstone, Jimmy Walker, Rupert Holmes, Richie Havens, Sherman Hemsley, Beatlemania Blood, Sweat & Tears and many others, we have realized that the INCREDIBLY TALENTED ARTISTS of the software industry desire and need expert representation.

Whether you have already received acclaim or are a budding new artist, please call or write so that we may discuss your potential further.

Contact: Valerie Koob Ass't. to the President
Software Superstars Management
Div. of Spotlite Entertainment Enterprises, Ltd.
221 West 57th Street, New York, N.Y. 10019
(212) 586-6750 TELEX 640552 SPOTLITE NYK



CIRCLE NO. 114 ON FREE INFORMATION CARD

TIMEX SINCLAIR 1000 SOFTWARE

ALSO COMPATABLE WITH ZX81

FREE CATALOGUE

Fill out reader service card or write:

ORBYTE SOFTWARE

THE CREATIVE FORCE™

P.O. Box 948, Waterbury, CT 06720
203-753-8308

CIRCLE NO. 115 ON FREE INFORMATION CARD

TRS-80 COMPUTERS

Model II \$2659
Model III 16K \$815
Model III 48k, 2 Drives RS232 \$1848

DAVONG HARD DRIVES

For IBM, Apple II and Apple III
Specify Internal/External \$CALL

SLOW — PRINTERS — \$CALL
EPSON — TEC/C-ITOH/PMC/ — GEMINI

All Printers and Accessories in stock

DISCOUNT PRICES

Full line of Radio Shack & TCS Custom Computers.
Ask about our TCS MODEL 12.
Call for Catalog.

TEXAS COMPUTERS SYSTEMS

P.O. Box 1327 Arlington, Texas 76004-1327
TOLL FREE 800-433-5184

TEXAS RESIDENTS 817-274-5625

PAYMENT: Money Order, Cashier's Check or Certified Check. Prices reflect 3% cash discount. Call if using Visa, Mastercard or AmExpress.

CIRCLE NO. 116 ON FREE INFORMATION CARD

TRS-80
**COLOR
 COMPUTER**

Quality Software on:

- DISK
- CARTRIDGE
- CASSETTE

Send for our free catalog

----- clip and mail -----

**Eigen
 Systems**

Box 10234
 Austin, TX 78766
 (512) 837-4665

Name _____

Address _____

Zip _____

CIRCLE NO. 117 ON FREE INFORMATION CARD

**Home Control
 System
 for the VIC 20**



- * Control up to 256 lights & appliances
- * ON OFF ALLON ALLOFF Commands
- * 9 levels of Brightness
- * Manual & Time Control Software
- * Uses BSR remote switches
- * Plugs into User Port

\$59.95

only
 MasterCard or VISA Accepted
 Call 215-861-0850 to Order

GENESIS COMPUTER CORP.
 1444 Linden Street
 Bethlehem, PA 18018

VICcontroller

CIRCLE NO. 118 ON FREE INFORMATION CARD

RAM

For ATARI
64K RAM BOARD FOR THE 400
 with Lifetime Warranty

- Highest quality available
- Reduces power consumption
- Reduces heat

64K Board (400) \$150

48K Board (400) \$115

32K Board (400/800) \$ 90

FREE SHIPPING ANYWHERE IN U.S.A

**INTEC
 PERIPHERALS
 CORP**

906 E. Highland Ave.
 San Bernardino, CA 92404
 (714) 881-1533



ATARI, 400, 800 are Trademarks of ATARI, Inc

CIRCLE NO. 119 ON FREE INFORMATION CARD

SINCLAIR / REAL TIME ZX80/1
CLOCK TIMEX 1000

I/O Board with our Real Time Clock/Calendar

Time	Month	Date	Year	Day of Week
23:59:59	12	31	99	7

- Features**
- 8 Outputs capable of driving relays
 - 8 TTL inputs
 - Feed through Sinclair Bus connector to allow normal expansion
 - Battery back-up for clock
 - Expandable Ports
 - All software included
 - 90 day warranty
- Future Products**
- Touch Tone™ encoder/decoder
 - Speech and Sound synthesizer

MODEL	DESCRIPTION	PRICE
Built & Bare PCB Tested & Manual		
310	315 MASTER I/O WITH CLOCK	\$59.95 \$24.95
MODEL 310 ACCESSORY BOARDS		
320	325 A to D and D to A converter	\$47.95 \$19.95
330	Wireless control system (BSR™)	\$69.95
340	Solid State AC Relay	\$19.95
SPECIALIZED PARTS FOR MODEL 315		
316	Sinclair edge connector, 46 pin w/key	\$12.95
317	Clock IC and crystal (tested)	\$ 4.95
California residents add 6% Shipping and handling \$ 3.95		

Send self addressed stamped envelope for catalog.
JK AUDIO
 P.O. Box 3295
 Escondido, CA 92025-0580
 (619) 741-5132 (24 Hr. Order Line)

CIRCLE NO. 120 ON FREE INFORMATION CARD

2-Bit Software

MAKE THE MOST OF YOUR SINCLAIR 2K CASSETTES FOR TIMEX/SINCLAIR COMPUTERS

FREE COLOR CATALOG

2-BIT™ SOFTWARE, P.O. Box 2036
 Dept. CED1, Del Mar, CA 92014
 (619) 481-3629

DEALER INQUIRIES INVITED

CIRCLE NO. 120 ON FREE INFORMATION CARD

IT'S HERE!!
 The keyboard you have been waiting for!

A LARGE 80 KEY TACTILE FEEL KEYBOARD (MEASURES 10" x 4") THAT PLUGS INTO THE SAME CONNECTORS AS EXISTING KEYBOARD ON YOUR ZX81 OR TIMEX SINCLAIR 1000. IT HAS ALL SILKSCREENED LEGENDS IN 3 COLORS ON THE BASE, MOLDED LEGENDS & GRAPHICS ON KEY TOPS, 8 AUTOMATIC SHIFT KEYS (NO SHIFTING REQUIRED) FOR EDIT, DELETE, SINGLE & DOUBLE QUOTES, COLON, SEMI-COLON, FUNCTION & STOP, 5" SPACE BAR, 2 SHIFT KEYS, NUMERIC KEY PAD.

ONLY \$84.95

MASS. RESIDENTS ADD 5% SALES TAX
 SHIPPING & HANDLING \$4.00/UNIT
 DELIVERY 4 - 6 WEEKS. QUANTITY DISCOUNTS. WE WILL ACCEPT MC/VISA. PLEASE INCLUDE #S, EXP. DATE AND SIGNATURE. FOR MORE INFORMATION SEND SASE. SEND INQUIRIES, CHECK OR MONEY ORDER TO:

E-Z KEY

SUITE 75 E. 711 SOUTHERN ARTERY
 QUINCY, MASSACHUSETTS 02169
 (617) 773-1187

CIRCLE NO. 121 ON FREE INFORMATION CARD

**ADVANCED DIGITAL LOGIC
 PROBE FINALLY THE
 HOBBIST CAN HAVE
 ADVANCED CAPABILITY
 FOR \$164.00**

- NEW!**
- 8 MODES OF OPERATION
 - EASY THUMBWHEEL OPERATION
 - TWO CHANNELS OF DIGITAL SIGNALS
 - NORMAL LOGIC LEVELS (HI, LO, PULSE)
 - ADVANCED PULSER MODE
 - SIX DIGIT DISPLAY
 - FREQUENCY (X1 AND X10)
 - TRIGGER ON FOUR CONDITIONS OF SIGNALS (ANALYZE MODE)
 - PROBE TIP INCLUDED
 - 3 LEADS INCLUDED
 - POWER ADAPTER SUPPLY
 - CONVENIENT VINYL CARRYING CASE
 - 1 YEAR FULL WARRANTY



NEW!!
\$164.00
**AUTOMATION
 TECHNIQUES
 COMPANY**

..... A MUST FOR EVERY DIGITAL TECH.....
 TO ORDER YOUR ADVANCED DIGITAL LOGIC PROBE, WRITE OR CALL: 1-205-837-7147
 P.O. BOX 7048 HUNTSVILLE, AL 35805

CIRCLE NO. 122 ON FREE INFORMATION CARD

LEO ELECTRONICS, INC.
 8921 S. Sepulveda # 208
 Los Angeles, CA. 90045
 (213) 641-3101 (800) 421-2418
 TLX: 664-688 Interline LSA

LOOK!!
LOW PRICES

RAMS		EPROMS	
4116 (200ns)	1.10	2708	2.50
4116 (150ns)	1.25	2716	3.20
4164 (200ns)	4.65	2716-1	5.00
4164 (150ns)	4.85	TMS 2716	4.75
2114 (200ns)	1.50	2732	3.95
6116P-3	4.25	2532	4.50
		2764	8.00
MICROPROCESSORS		REGULATORS	
Z-80A	4.50	ALL	.75
8080A	2.75	TO-220	
8085A	6.00		


TERMS: Check, Visa, Mastercard. Call for C.O.D. U.S. Funds only. California residents add 6 1/2% sales tax. SHIPPING: Add \$2.00 for Ground and \$5.00 for Air. ALL MAJOR MANUFACTURERS ALL PARTS 100% GUARANTEED

CIRCLE NO. 123 ON FREE INFORMATION CARD

UV EPROM ERASER

- Erases over 15 EPROMS (15 minutes erase time)
- Element 9M 7700 hours
- Intensity: 1200 mW/cm²
- Erases 4K UV EPROMS (2716, 2732, 2516, 2532, etc.)

\$49.95



INDUSTRIAL MODEL
 QUIV 1B 2N
 \$68.95
 WITH TIMER AND SAFETY SWITCH
 QUIV 1B / 2T
 \$97.50

**INTELLIGENT PROGRAMMER
 STAND ALONE
 RS-232**

- RELIABLE
- EASY COPY (no special software needed)

PROGRAMS: 2508, 2518, 2532, 2716, 27C32, 27C32, 2732A, 2758, 8748, 8749H, 8748H
 COMPATIBLE: IBM PC, TRS-80, APPLE, CP/M, FLEX, TERNIX, MOS
 (MCS-48) PROGRAMMING PRICE INCLUDES PERSONALITY MODULE
\$489.00

SOON TO BE RELEASED
 PROMPRO-8 128K Version \$689.
LOGICAL DEVICES INC.
 781 W. OAKLAND PARK BLVD. • FT. LAUDERDALE, FL 33311
 Phone Orders (305) 776-5870 • Tel. # as of 1/11/1983 (305) 974-0967
 TWX: 510-955-9496

CIRCLE NO. 124 ON FREE INFORMATION CARD

Put 64K CP/M 2.2 in your TRS-80 Model III.

Our plug-in Shuffleboard III comes with 16K and gives you the full power of 64K CP/M 2.2, the industry standard operating system.



Tap into over 2,000 off-the-shelf business programs such as dBASE II, SuperCalc, WordStar, etc.

READ/WRITE and RUN software from Osborne, Xerox, Superbrain, Kaypro II, HP 125 and TeleVideo. You can even READ/WRITE IBM PC software for CP/M 86.

Simple to install. Shuffleboard III plugs into two existing sockets inside your Model III. No permanent modifications, no cut traces, no soldering. You'll be up and running in minutes. For only \$299. Includes MBASIC Interpreter, a software manual and a first class user's manual. Coming soon: an 80 x 24 Video Board and a Floppy Disk Controller.

See the Shuffleboard at your local computer store or order directly from us. Credit card orders shipped directly from stock. Sorry, no CODs. Free 12 page brochure. Call (415) 483-1008

\$299.

Memory Merchant

14866 Duoinite Drive San Leandro, CA 94577

CIRCLE NO. 125 ON FREE INFORMATION CARD

PUT YOUR TIMEX/SINCLAIR COMPUTER TO WORK!

TIMEX/SINCLAIR SOURCEBOOK™

- SOFTWARE
- HARDWARE ADD-ONS
- BOOKS/CATALOGS

Maximize your ZX80, ZX81 or TS1000 computer investment with the TIMEX/SINCLAIR SOURCEBOOK which lists programs, hardware accessories and reference books.

The SOURCEBOOK allows you to quickly identify the ZX computer products you need from a wide variety of sources to put your computer to work. Order your copy today — over 600 listings — only \$6.95 plus \$1.25 P&H (\$2.50 outside the U.S.)

TIMEX/SINCLAIR SOURCEBOOK™

Micro Design Concepts

Dept. CE-5
P.O. Box 280
Carrollton, TX 75006

Send for an application for free listings

CIRCLE NO. 126 ON FREE INFORMATION CARD

COMPUTERS Buy By Direct Mail

1-800-841-0860

Call For Your Discount Prices



MICRO MANAGEMENT SYSTEMS, INC.

PARCEL DIVISION DEPT. NO. 12

2803 Thomasville Rd. East
Cairo, Georgia 31728
912-377-7120

CIRCLE NO. 127 ON FREE INFORMATION CARD

Votrax® SC-01A SPEECH SYNTHESIZER



**\$50 Each
(\$40 in
hundreds)**

Order in Ones or Thousands

The SC-01A Speech Synthesizer is a completely self-contained solid state device. This single chip phonetically synthesizes continuous speech of unlimited vocabulary.

Computer interfaces and text-to-speech algorithms also available for product development.

Micomint is the largest U.S. distributor of the SC-01A. Call us for a price quote.

Call 1-800-645-3479, in N.Y. 1-516-374-6793

MICROMINT INC.
561 Willow Avenue
Cedarhurst, NY 11516



Add \$2.00 for shipping & handling.



CIRCLE NO. 128 ON FREE INFORMATION CARD

I WILL BEAT ANY COMPETITOR'S PRICE
PROVIDED IT IS NOT BELOW MY COST
TRY TO BEAT THESE IC PRICES.

DYNAMIC RAM

64K	200 ns	\$4.79
64K	150 ns	4.99
64K	120 ns	5.90
16K	200 ns	1.25

EPROM

2764	250 ns	\$9.90
2732	450 ns	4.15
2716	450 ns	3.25
2532	450 ns	4.70

STATIC RAM

6116P-3	150 ns	\$4.24
2016	100 ns	4.00
2114	200 ns	1.60

Z80A FAMILY

CPU, CTC, or PIO	\$3.39
DART	8.25
DMA or SIO/0	12.50

MasterCard VISA or UPS CASH COD
Factory New, Prime Parts

MICROPROCESSORS UNLIMITED

24 000 South Parsons Ave
BEGGS, OK 74421
(918) 267-4961

Prices \$1.83

Prices subject to change. Call for volume prices. Subject to available quantities. Shipping & insurance extra. Cash discount prices shown.

CIRCLE NO. 129 ON FREE INFORMATION CARD

VIC-20

VIC-20 INTERFACING BLUE BOOK

Did you know that your VIC can be used to control a 99c toy motor so effectively that it runs like a precision machine? Or that you can build an accurate digital thermometer using the VIC and four parts costing less than \$5?

These and other 18 interfacing projects selected for usefulness, ease of construction and low cost are detailed in the VIC-20 Interfacing Blue Book, a veritable gold mine of practical information on how to build a variety of interfaces for your computer.

Projects include: Connecting VIC to your stereo; Pickproof digital lock; Capacitance meter; Liquid level sensor; Telephone dialer; Voice output; 8K/16K RAM/ROM expansion; 128K RAM expansion; 8-bit precision D/A; 8-bit A/D converter; MX-80 interface and more.

Written by a college professor in a friendly and informative style, the Blue Book gives you theory of operation, schematics, program listings, parts list, construction hints and sources of materials for each one of the 20 projects.

If you want to get the most out of your VIC this book is a must. Cost is \$14.95 (less than 75¢ per project!). Price includes postage.

microsignal Dept. B1

P.O. BOX 22
MILLWOOD NY 10546

VIC-20

VIC-20 VIC-20 VIC-20 VIC-20 VIC-20 VIC-20 VIC-20 VIC-20 VIC-20 VIC-20

VIC-20 VIC-20 VIC-20 VIC-20 VIC-20 VIC-20 VIC-20 VIC-20 VIC-20 VIC-20

MICRO SOLUTIONS 8 To 16 BIT UPGRADE TRUE 16 BIT PROCESSING

- Z8001 Microprocessor (upgradable to Z8003)
- 2 Kx16 Eprom with Monitor Program (E²Rom optional)
- 16 Vectored Interrupts
- Full IEEE - 696 (S100) Compatibility
- All Z8001 Features available
- Battery backup time of day clock
- Requires ram capable of word transfers

*Model M8000 CPU Board \$425.00
*Model M8000 EE optional E²Rom \$ 75.00

SPECIAL (until May 31, 1983) M8000 EE Free with purchase of M8000 CPU Board

*6 month limited warranty

To order

Call 1-800-821-8858, in New Mexico 1-505-523-0975

or

Write Micro Solution Inc. Visa and Master Card welcome
Suite 191 A Include check or money order
1608 El Paseo Rd New Mexico residents add
Las Cruces, NM88001 New Mexico residents add
4.5% sales tax.

CIRCLE NO. 130 ON FREE INFORMATION CARD



STEP UP!

Quality Software for
Apple II, Apple ///, IBM PC.

Medical, Dental, Office
And Educational Software

For further information

call

(619) 365-6668



ORBYTE SOFTWARE
Video Data Center P.O. Box 602
Joshua Tree, California 92522

CIRCLE NO. 131 ON FREE INFORMATION CARD

Commodore 64 & VIC 20 Software

FREE CATALOGUE

DEALER INQUIRIES WELCOME

Fill out reader service card or write:

ORBYTE™
SOFTWARE™

The Creative Force™

P.O. Box 948, Waterbury, CT 06720
203-753-8308

CIRCLE NO. 132 ON FREE INFORMATION CARD

★MICROCOMPUTER★
BUSINESS SOFTWARE

MEDICAL MGMT...
 DENTAL MGMT...
 INSURANCE AGENT
 LEGAL BILLING.....
 PROPERTY MGMT..
 AND MUCH MORE !

UNIVAIR INTERNATIONAL
 9024 St. Charles Rock Road
 ST. LOUIS, MISSOURI U.S.A. 63114
 (314) 426-1099

CIRCLE NO. 133 ON FREE INFORMATION CARD

**A REAL
 KEYBOARD
 FOR YOUR
 TIMEX-SINCLAIR.**

- Many features not found in other keyboards
- Full-size contoured keyboard
- Sturdy aluminum chassis
- 46 Sculptured keys
- No soldering

PRE-PRODUCTION OFFER \$69.95
 Price will nearly double when production is complete.
 - \$5.50 P&H
KNOCK OUT
 119 Peter St.
 Union City, NJ 07087
 (201) 864-4410

CIRCLE NO. 134 ON FREE INFORMATION CARD

EDGE CARD CONNECTORS

S-100		APPLE BUS	
PC MOUNT	QTY WIREWRAP	PC MOUNT	QTY WIREWRAP
\$5.25	1 to 9 Pieces	\$3.20	1 to 9 Pieces
4.97	10 to 49 Pieces	3.05	10 to 49 Pieces
4.66	50 to 99 Pieces	2.56	50 to 99 Pieces
4.24	100 to 249 Pieces	4.95	2.40 100 to 249 Pieces

WESTLAND ELECTRONICS has a complete line of Texas Instruments Edge Card Connectors

MEMORY

4116	300 ns	8/\$12.95 each
4116	250 ns	8/\$13.95
4116	200 ns	8/\$15.95
4116	150 ns	8/\$17.95
6116	P3 2K X 8 CMOS RAM	* 7.25
2716	2K X 8 EPROM	1.49
2732	4K X 8 EPROM	\$ 1.90
2764	HK X 8	\$ 1.30

SC-01 VOICE SYNTHESIZER CHIP \$55.00
 WESTLAND ELECTRONICS now stocks all standard values of 1% metal film resistors from 10 OHMS to 1 MEG OHMS.

SEND FOR A COMPLETE CATALOG CALL OR WRITE:

WESTLAND ELECTRONICS
 37387 FORD ROAD
 WESTLAND, MI. 48185
 313-728-0650 in Michigan
 1-800-521-0664 outside Michigan

CIRCLE NO. 135 ON FREE INFORMATION CARD

COMPUTER CASSETTES



BASF-DPS

THE WORLD'S FINEST

Data media for all microcomputers. Used nationwide by software manufacturers, hobbyists, schools and businesses. Premium 5-screw shell with leader fits all standard recorders.

SATISFACTION GUARANTEED OR MONEY BACK.

ITEM	1 DOZ.	2 DOZ.
C-05	7.50	13.50
C-10	8.00	14.40
C-20	10.00	18.00
Hard Box	2.50	4.00

Send for free brochure. Ask for quantity discounts. Calif. residents add sales tax. SHIPPING/HANDLING (UPS) 1 doz. \$2; 2 doz. \$3.50; 3 doz. \$4.50; ea. additional doz. \$5.00. For parcel post instead of UPS add \$1. Outside Continental USA, add \$2

FOR IMMEDIATE SHIPMENT USE YOUR VISA OR MASTERCARD CALL 213/710-1430

YORK 10™ Computerware
 24573 Kilridge St., P1 Canoga Park, CA 91307

CIRCLE NO. 136 ON FREE INFORMATION CARD

FLY BOARD
 Programable
INTERFACE
 for the Apple II

The FLY BOARD is an interfacing system designed for Apple Owners who want to learn computer interfacing. The FLY BOARD is programable through BASIC or Assembly

Fly Board's Hardware:

- 16 bidirectional I/O lines
- 4 control lines
- 2 16-bit timers
- interrupt ability
- accepts 808 commands
- replaceable with an EPROM
- not used by monitor BASIC or DOS

6522 VIA

2K bytes RAM

2 - 36" DIP Jumper Cables

Support Materials Included:

Users' Manual expertly written to guide the novice and through the expert

Summary Card details at a glance

Engineer's Notebook 78 single electronic cookbook

6522 Data Sheet explains 33-pin and features

Ready to use \$129.95
 Add \$2 for shipping

SHAVE SYSTEMS
 717 Box 197
 Niles, IL 60548 (312) 966-4505

CIRCLE NO. 137 ON FREE INFORMATION CARD

TIMEX Sinclair 1000

\$85.00



ZX81-Hardware-TS1000

TIMEX-Sinclair 2020 Printer	\$ 99.95
Mindware MW100 Printer	\$129.95
Memopak 64K RAM Module	\$174.95
Memopak 16K RAM Module	\$ 58.95
Memopak IBM Style Keyboard	\$ 99.95

ZX81-Software-TS1000

M.P. 16K Spreadsheet	\$21.95
"TFO" 16-64K Data Filer	\$23.95
Z-Text 16K Word Processor	\$18.95
Inventory Control 16K	\$21.95
"Gulp" maze game	\$15.95

We Pay Shipping On All Orders

We feature Mindware, Memotech, and Timex products for quality and sophistication in both serious and recreational computing. All products are compatible with TS 1000 & ZX81 computers.

To Order: Send check, money order, or VISA/MC number and expiration date. MN residents add 6% sales tax.

Space doesn't permit a complete list of our products.

Write for our Free Descriptive Catalog.

E. Arthur Brown Company
 Dept. TC 5 1702 Oak Knoll Drive
 Alexandria, MN 56308 Ph: 612/762-8847

CIRCLE NO. 138 ON FREE INFORMATION CARD

NEW REDUCED PRICE!



\$149.95

ATTENTION HP-41 OWNERS!

Need more ports for your Extended Memory, Timer, HP-IL or ROMS? The AME DESIGN PORT-X-TENDER is your answer! Expands the 41 System to 10 plug-in positions with built-in battery. No modification of calculator required. PORT-X-TENDER, carrying case and comprehensive manual included. Price: \$149.95 add \$2.50 for shipping, add 6% in CA.

AME DESIGN
 Box 373
 13450 Maxella, G185
 Marina del Rey, CA 90291
 (213) 306-1249

CIRCLE NO. 138 ON FREE INFORMATION CARD

SPEECH SYNTHESIS
 NEW!
 SAVE \$\$\$ ONLY \$69

- UNLIMITED VOCABULARY
- AMPLIFIER + SPEAKER
- INPUT FOR EARPHONE MIC

SMART EARS!
 SPEECH RECOGNITION \$99

Hugely successful Speech Recognition System complete with microphone, software and full instructions BUILT TESTED & GUARANTEED

MUSIC SYNTHESIS
 STEREO 16 LINE CONTROL PORT
 PLAY 3 PART MUSIC, EFFECT DRUMS ECT.
 I/O PORT TO CONTROL ROBOT, 64BIT HOME SECURITY, EARS ECT. BUILT \$59

AUDIO VISION
 1279 N. NORMANDIE
 LOS ANGELES, CA 90027

SPEECH CHIP SX-01 \$38
 ADD \$1 SHIPPING & HANDLING
 (213) 860-5217

CIRCLE NO. 139 ON FREE INFORMATION CARD

Wasting Money! We Have the World's Most Cost Effective Development System.



Includes HexKit 1.0, a powerful 100% machine code editor/debugger utility program that makes coding for 8-bit Micros a snap.

Program from Commodore VIC-20 Keyboard into built-in 4K ROM emulator

Jumper to target ROM socket

Test programs in circuit

Built-in EPROM programmer and power supply

PROMQUEEN CARTRIDGE: \$199, U.S.; \$269, CAN.

Distributed in U.S. by Arbutus Total Soft, Inc., 4202 Meridian, Suite 214, Bellingham, WA 98226. Phone 800-426-1253.

in Washington 206-733-0404
 Distributed in Canada by IBC/DISTRIBUTION CANADA, 4047 Cambie St. Vancouver, BC V5Z 2X9.

Phone 604-879-7812 Visa/MC accepted

Promqueen 64 \$299

8K board/w 1 Eprom \$29.95

16K board/w 1 Eprom \$39.95

C-64 board/w 1 Eprom \$39.95

CIRCLE NO. 140 ON FREE INFORMATION CARD

Answering Machine Price Breakthrough!

THE "EVERYTHING MACHINE" FROM COBRA—NOW AT AN INCREDIBLE LOW PRICE PLUS A FREE

PUSH-BUTTON TELEPHONE

**Full One-Year Warranty
and Ten-Day Trial Period
on this Exclusive Offer**



If you're like most busy people and haven't gotten around to picking up a telephone answering machine or if you're waiting for prices to come down, we think we can make it easy for you to decide. The Cobra Remote probably has every feature you could ever use. And you won't have to spend \$250 or \$300 to get those features. Plus, as a completely free bonus, you get a Cobra push-button telephone. **Total price: \$149.95.** ←

LOOK AT ALL YOU GET:

FULL REMOTE OPERATION SO YOU CAN CALL IN FOR YOUR MESSAGES ANYTIME FROM ANYWHERE. Simply call your own phone number from any telephone in the world, "beep" your pocket-size remote device into the mouthpiece, and hear your messages played back to you.

"VOX" VOICE ACTUATION CIRCUIT TAKES ANY LENGTH MESSAGE. Your Cobra Remote begins recording an incoming message when it "hears" the caller's voice. It continues to record for as long as the caller talks or until he or she hangs up. And Cobra will take an unlimited number of messages.

TWO CASSETTES FOR CONVENIENCE AND EASE IN CHANGING YOUR MESSAGE. Your "hello" message is recorded on one cassette (just by pushing a button and speaking into the built-in microphone). Incoming messages from callers are taken on a second cassette. This gives you three advantages: 1. You need to record your announcement only once, not thirty

times as with some machines. 2. You can change your message at will—push a button and speak. 3. You can erase the messages you've already heard and re-use the cassette, or you can file cassettes away to keep a permanent record of your messages.

EXCLUSIVE 'DISCONNECT DIRECTOR' MEANS NO ANNOYING DIAL TONES TO LISTEN TO. If a caller hangs up without leaving a message, and a dial tone comes on, your Cobra will know the difference between a dial tone and a voice, and immediately stop recording.

ADJUSTABLE NUMBER OF RINGS. You can set the Cobra to answer your phone after four rings or two rings to give you the chance to answer the phone before the machine does.

FREEDOM-OF-CHOICE CALL MONITORING. If you're busy or not in the mood to talk, let Cobra answer the phone for you while you listen to the caller over the built-in loudspeaker. Then if you do decide to talk, simply pick up the phone yourself.

RED L.E.D. LIGHT FOR CALLS RECEIVED. Light will flash if messages have come in while you were away.

FULL-FEATURED KEYBOARD Simple and convenient, the Cobra Remote is the only all-push-button machine with all the luxury features including fast forward, fast rewind, and remote rewind.

FAMOUS COBRA QUALITY AND FULL-YEAR WARRANTY. We guarantee both the Cobra Remote and telephone for a full year because it is highly unlikely that anything will go wrong. Cobra manufactures these units with the same precision that goes into their famous CBs and cordless phones.

ABOUT YOUR FREE COBRA PHONE. You get easy push-button dialing whether you now have Touch-Tone or rotary phones...Automatically re-dials number if busy...Has built-in "HOLD" button...On/off switch for ringer. No wiring needed—just plug in...Save the Telephone Company rental charge—own your phone FREE!

P. S. If you think you've found a better value than this, let us know and we'll beat it. We love the Cobra for quality and price, but also carry every brand of phone equipment. Call or write us with your best price.

THE RIGHT ANSWER

111 Third Avenue
New York, NY 10003

SAME-DAY SHIPPING
...If you pay by money order, certified check, or credit card. Outside USA, add First Class postage for 7 pounds, plus insurance.



ORDER BY PHONE
Call 24 hours a day
212/734-4455

TO: THE RIGHT ANSWER, 111 Third Avenue, New York, NY 10003

Enclosed is \$_____ for _____ COBRA REMOTES WITH PHONES

QTY _____
@ \$149.95 including FREE phone (Additional phones \$29.95 each.)
(Additional remote beepers only \$19.95 each.)

CE-2

Shipping & insurance \$2.95 per order. N.Y. residents add tax.

Charge my: VISA MC DC AM EX Phone # _____

Card# _____ Exp Date _____

Name _____ Signature _____

Address (Not P.O. Box) _____

City _____ State _____ Zip _____

FRANKLIN'S BAKER'S DOZEN!



13 Good Reasons to Buy the **ACE 1200**

1. Apple® II-compatible
2. CP/M®-compatible
3. 128K of RAM
4. Built-in floppy disk drive
5. Disk controller
6. 80 column card
7. Serial interface
8. Parallel interface
9. Upper and lower case
10. VisiCalc® keys
11. Cursor control pad
12. Numeric pad
13. Auto repeat keys

Extras can more than double the price of your personal computer. Not so with the Franklin ACE 1200. It's the professional computer system that includes the extras—and a long list of exclusive Franklin features that make it the most extraordinary value on the market today.

The ACE 1200 has everything you'll need to add a color or black and white monitor, modem, printer, back-up disk drive and other accessories. You can choose from the enormous selection of Apple programs and peripherals because the ACE 1200 is hardware- and software-compatible with

the Apple II. And, with the built-in CP/M card, you can run both Apple II and CP/M programs. Franklin's CP/M operates three times as fast as many competing systems, drastically reducing processing time for most business applications.

The Franklin ACE 1200—the most extraordinary value on the market today. Call or write today for the name of your local authorized Franklin dealer.

Franklin ACE is a trademark of Franklin Computer Corporation. Apple is a registered trademark of Apple Computer Inc. CP/M is a registered trademark of Digital Research Inc. VisiCalc is a registered trademark of Visi Corp.



FRANKLIN
COMPUTER CORPORATION

2138 Route 38, Cherry Hill, NJ 08002 609-482-5900 Telex: 837-385

CIRCLE NO. 59 ON FREE INFORMATION CARD

www.americanradiohistory.com

IF YOU OWN A COMMODORE COMPUTER, YOU KNOW IT CAN DO ALL THIS.




BUSINESS



EDUCATION

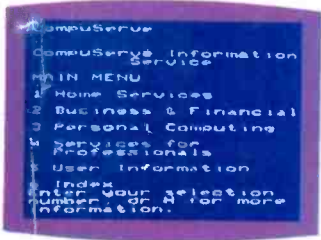


PROGRAMMING

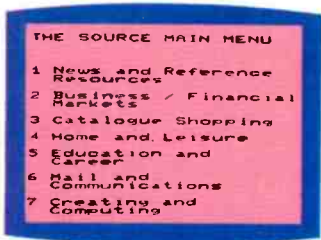


GAMES


BUT DID YOU KNOW FOR ABOUT \$100, YOU CAN ALSO GET IT TO DO ALL THIS?



COMPU SERVE™




THE SOURCE™



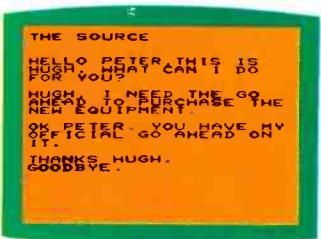
ENCYCLOPEDIA




SHOP AT HOME




DOW JONES NEWS/RETRIEVAL



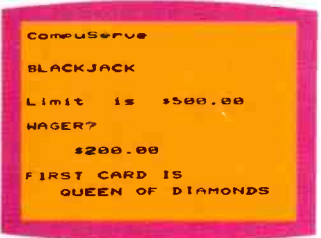
ELECTRONIC MAIL




WIRE SERVICE NEWS



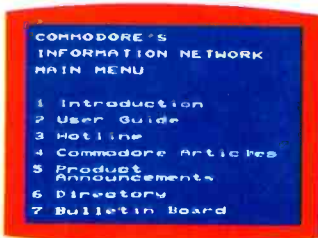
TAX ADVICE




GAMES



TRAVEL INFORMATION



COMMODORE INFO. NETWORK



EMPLOYMENT OPPORTUNITIES



The screens at the top of the page show a few examples of how versatile the VIC 20™ or Commodore 64™ can be with the addition of Commodore software.

The screens below them give you a few examples of how much

more versatile they can be with the addition of a Commodore VICMODEM.

For around \$100, the Commodore VICMODEM will turn your VIC 20 or Commodore 64 computer into a telecomputer.

To make matters even better, Commodore includes a few little extras (such as a free hour's time on the two most popular telecomputing services) that add up to a value of \$197.50*. A nice return on

an investment of about \$100.

Most computer companies think it's reasonable to ask as much as \$500 for a modem that'll give you telecomputing capabilities such as ours.

However, with a VICMODEM priced at around \$100, we think we're being a lot more reasonable. Don't you agree?

Commodore
COMPUTER

U.S.A. - PO Box 500, Conshohocken, PA 19428, Canada - 3370 Pharmacy Avenue, Agincourt, Ontario, Canada M1W2K4 * Certain offers subject to change. CompuServe is a trademark of CompuServe, Inc. and H & R Block Co. Dow Jones News Retrieval Service is a registered trademark of Dow Jones & Co., Inc. The Source is a service mark of Source Telecomputing Corporation, a subsidiary of Reader's Digest Corporation, Inc.