

# Computers & Electronics

FEBRUARY 1983

formerly Popular Electronics

\$1.25

**A Programmable, High-Accuracy Function Generator**  
**The New Briefcase Portable Computers**  
**Measuring Biofeedback Levels on a Microcomputer**

**Talk  
Can Be  
Cheap!**

**How a computer can use  
a learning aid's synthesized words**



**Tested in This Issue:**

**RCA 25" TV Monitor/Receiver**  
**Luxman RX-103 FM Stereo/AM Receiver**







To get the most from today's new VCRs, we created the finest tape we ever made. Fuji Super High Grade. For the ultimate in slow-speed and stop-action performance, as well as incredible richness of color and detail. Bring home the excitement and see for yourself.

**IF IT'S WORTH TAPING, IT'S WORTH FUJI.**




**FUJI SHG. THE FIRST AND FINEST.**

# There are five good reasons to buy the new HP-86.

And they're all solutions.

- Spreadsheet analysis solutions.
- Letter, memo, and report solutions.
- Information management solutions.
- Presentation graphics solutions.
- Data communications solutions.

If you need



more, check out our 600-page Software Catalog, for everything from accounting and finance to electrical engineering.

Put that together with the modular configuration of the HP-86, and you've got a machine designed to expand as your needs expand.

# And 500 good reasons to buy it now.

**SAVE \$500** on software with our three-for-one software sale through February 28.

Our Personal Productivity Pac includes VisiCalc® PLUS, WORD/80, and FILE/80. It's a \$750 value (suggested retail price), for only \$250\*

**VisiCalc® PLUS** is a powerful analytical tool for making quick work of worksheets. And once you do your "what-if" planning, you can turn the result into graphics immediately. (That's the PLUS.)

**WORD/80** software lets you create, type, print, lay out, reproduce, and store memos, letters, and reports.

**FILE/80** software lets you store and

VisiCalc is a registered trademark of VisiCorp.  
\*Suggested retail price. May vary outside U.S.



**Personal Productivity Pac**  
A \$750 value for \$250.

retrieve information quickly, add to your records, delete or modify them, and maintain lists easily. Without paperwork.

All in all, this is an offer designed to meet your essential software needs. And it's the perfect complement to the new HP-86, a personal computer we're really proud of.

Ask your dealer or sales rep about the Personal Productivity Pac, and do some serious comparison shopping.

We're so convinced you'll prefer the HP-86, the software offer stands. Whether or not you buy the computer.

For the authorized HP dealer or HP sales office nearest you, call TOLL-FREE 800-547-3400 (Oregon, Alaska, Hawaii: 503-758-1010).

TTY users with hearing or speech impairments, dial 503-758-5566.

**For professionals on the move.**

PG03501 209 A

CIRCLE NO. 54 ON FREE INFORMATION CARD

**hp HEWLETT PACKARD**



# WHEN WE ANNOUNCED THE COMMODORE 64 FOR \$595, OUR COMPETITORS SAID WE COULDN'T DO IT.

## THAT'S BECAUSE THEY COULDN'T DO IT.

The reason is that, unlike our competitors, we make our own IC chips. *Plus* all the parts of the computer they go into.

So Commodore can get more advanced computers to market sooner than anybody else. And we can get them there for a lot less money.

### WHAT PRICE POWER?

For your \$595,\* the Commodore 64™ gives you a built-in user memory of 64K. This is hundreds of dollars less than computers of comparable power.

Lest you think that the Commodore 64 is some stripped-down loss leader, a look at its available peripherals and interfaces will quickly convince you otherwise.

### SOFTWARE THAT WORKS HARD.

The supply of software for the Commodore 64 will be extensive. And with the optional plug-in Z80 microprocessor, the Commodore 64 can accommodate the enormous amount of software available in CP/M.®

Add in the number of programs available in BASIC and you'll find that there are virtually no applications, from word processing to spreadsheets, that the Commodore 64 can't handle with the greatest of ease.

### PERIPHERALS WITH VISION.

The Commodore 64 interfaces with all the peripherals you could want for total personal computing: disk drives, printers and a telephone modem that's about \$100, including a free hour's access to some of the more popular computer information services. Including Commodore's own Information Network for users.

### RUN YOUR BUSINESS BY DAY.

### SAVE THE EARTH BY NIGHT.


At the end of a business day, the Commodore 64 can go into your briefcase and ride home with you for an evening's fun and games.

Because of its superior video quality (320x200 pixel resolution, 16 available colors and 3D Sprite graphics), the Commodore 64 surpasses the best of the video game machines on the market. Yet, because it's such a powerful computer, it allows you to invent game programs that a game machine will never be able to play; as well as enjoy Commodore's own video game cartridges.

### ATTACK, DECAY, SUSTAIN, RELEASE.

If you're a musicologist, you already know what an ADSR (attack, decay, sustain, release) envelope is. If you're not, you can learn this and much more about music with the Commodore 64's music synthesizing features.

It's a full-scale compositional tool. Besides a programmable ADSR envelope generator, it has 3 voices (each with a 9-octave range) and 4 waveforms for truly sophisticated composition and playback—through your home audio system, if you



wish. It has sound quality you'll find only on separate, music-only synthesizers. And graphics and storage ability you won't find on any separate synthesizer.

### DON'T WAIT.

The predictable effect of advanced technology is that it produces less expensive, more capable products the longer you wait.

If you've been waiting for this to happen to personal computers, your wait is over.

See the Commodore 64 soon at your local Commodore Computer dealer and compare it with the best the competition has to offer.

You can bet that's what the competition will be doing.

Commodore Business Machines  
Personal Systems Division  
P.O. Box 500, Conshohocken, Pennsylvania 19428

Please send me more information on the Commodore 64™

Name \_\_\_\_\_ Title \_\_\_\_\_

Company \_\_\_\_\_

Address \_\_\_\_\_

City \_\_\_\_\_ State \_\_\_\_\_

Zip \_\_\_\_\_ Phone \_\_\_\_\_

 **commodore**  
COMPUTER

CE-2

\*Manufacturer's Suggested Retail Price: July 1, 1982. Disk drives and printers are not included in prices. The 64's price may change without notice. CP/M® is a registered trademark of Digital Research, Inc.



# Computers & Electronics

FEBRUARY 1983

VOLUME 21, NUMBER 2

## FEATURE ARTICLES

- 58 **NEW BRIEFCASE COMPUTERS COMBINE POWER & VERSATILITY**  
*Stan Veit/Epson's HX-20 and Hewlett Packard's HP-75C are examined.*

- 74 **ROBOTIC ARMS**/Leslie Solomon

## CONSTRUCTION ARTICLES

- 39 **TALK CAN BE CHEAP**  
*Larry Dighera/Interface connects a Sinclair/Timex computer to a "Speak and Spell."*

- 52 **MAGNIFY YOUR CALCULATOR'S DISPLAY**  
*Lawrence G. Souder/Add large, separate displays to your calculator.*

- 68 **A BROADCAST-BAND NOTCH FILTER**  
*John Potter Shields*

- 76 **WHAT'S YOUR TENSENESS LEVEL**  
*Jim Barbarello/Monitor your tenseness level with a "Biobox."*

- 85 **A PROGRAMMABLE FUNCTION GENERATOR**  
*Gary M. McClellan/Produces sine/square/triangle signals.*

- 95 **BUILD THE INTELLIGENT THERMOMETER**  
*Tom Fox/Part 2. A microprocessor-controlled temperature analyzer.*


## EQUIPMENT REVIEWS

- 22 **LUXMAN MODEL RX-103 AM/FM STEREO RECEIVER**

- 104 **RCA MODEL 2023S 25" COLOR TV RECEIVER**

## COLUMNS

- 18 **ENTERTAINMENT ELECTRONICS**/Len Feldman  
*Better TV Pictures With Comb Filters.*



- 25 **LES SOLOMON ON COMPUTER HARDWARE**  
*Mixing and Matching Inputs/Outputs.*

- 32 **STAN VEIT ON COMPUTER SOFTWARE**  
*Micro Mainframes Must Have Humongous Memories.*

- 70 **COMPUTER VIDEO GAMES**

- 72 **PROGRAMMER'S NOTEBOOK**/Jim Keogh  
*Designing Subroutines For a Board Game.*

- 102 **COMPUTER HOTLINE**

- 110 **SOLID-STATE DEVELOPMENTS**/Forrest M. Mims  
*Flash Analog/Digital Converters Come of Age.*

- 113 **EXPERIMENTER'S CORNER**/Forrest M. Mims  
*Experimenting With a Low-Cost Fiber-Optic Link.*

- 118 **PROJECT OF THE MONTH**/Forrest M. Mims  
*A Photonic Door and Window Intrusion Alarm.*

## DEPARTMENTS

- 6 **EDITORIAL**/Art Salsberg  
*Beyond Pac-Man.*

- 7 **LETTERS**

- 12 **NEW PRODUCTS**

- 119 **OPERATION ASSIST**

- 120 **ADVERTISERS' INDEX**

COVER PHOTO BY JAY BRENNER

COPYRIGHT © 1983 BY ZIFF-DAVIS PUBLISHING COMPANY. All rights reserved. Computers & Electronics (ISSN 0032-4485) February 1983, Volume 21, Number 2. Published monthly by Ziff-Davis Publishing Co., at One Park Ave., New York, NY 10016. Richard P. Friese, President; Selwyn Taubman, Treasurer; Bertram A. Abrams, Secretary. One year subscription rate for U.S. and Possessions, \$15.97; Canada, \$20.97; all other countries, \$23.97 (cash orders only, payable in U.S. currency). Second Class Postage Paid at New York, N.Y. 10016 and at additional mailing offices. Authorized as second class mail by the Post Office Dept., Ottawa, Canada, and for payment of postage in cash. POPULAR ELECTRONICS including ELECTRONICS WORLD trademark registered. Indexed in the Reader's Guide to Periodical Literature. Ziff-Davis also publishes Boating, Car and Driver, Cycle, Flying, Popular Photography, Skiing, Stereo Review, Electronic Experimenter's Handbook, and Tape Recording & Buying Guide. **POSTMASTER:** Send address changes to COMPUTERS & ELECTRONICS, Circulation Dept. P.O. Box 2774, Boulder, CO 80302. Please allow at least eight weeks for change of address, enclosing, if possible, an address label from a recent issue. **Permissions.** Material in this publication may not be reproduced in any form without permission. Requests for permission should be directed to John Babcock, Rights and Permissions, Ziff-Davis Publishing Co., One Park Ave., New York, NY 10016.



If you just bought another computer,  
boy are you gonna be sorry.

Epson.



The new Epson QX-10 is unlike any personal computer you've ever seen. It's a computer for people who don't have the time to learn computers; a computer you can be using within minutes.

And fortunately, you don't have to take our word for it. Here's how *Byte*, one of the computer industry's most prestigious magazines, describes the QX-10.

**The first anybody-can-use-it computer.**

"The Epson QX-10 (is) a computer for less than \$3000 that may well be the first of a new breed of anybody-can-use-it 'appliance' computers ... In addition to being a highly integrated word processing/computer system that offers as much usable processing power as almost any existing microcomputer, the QX-10 ... system is designed to be used by people with minimal technical knowledge. We've certainly heard that claim before, but Epson has delivered on this promise in a way and to an extent that no microcomputer manufacturer has done."

That's nice to hear from a magazine like *Byte*, of course, but it doesn't surprise us. It's just what we intended the QX-10 to be all along.

**More computer. Less money.**

But useability isn't the only thing the QX-10 has going for it. As *Byte* says, "the QX-10 gives you a great deal for your money.

"Help is available at any time through the HASCI (Human Application Standard Computer Interface) keyboard Help key ... Text can be entered at any time just as you would in a conventional word processor. The Calc key turns the system into a basic

4-function calculator. Graphics can be created via the Draw key. The Sched (schedule) key gives you access to a computer-kept appointment book, a built-in clock/timer/ alarm, and an event scheduler."

**Advanced hardware for advanced software.**

As for hardware, *Popular Computing*, another industry leader, says: "The QX-10 includes ... a number of advanced hardware features ... The basic components of the system are a detachable keyboard, a high resolution monochrome display, and a system unit containing two 5¼ inch disk drives. The drives use double-sided, double-density disks (340K bytes per disk) and are amazingly compact ... The QX-10 uses an 8-bit Z80A microprocessor. The system contains 256 bytes of RAM. Some of the RAM is ... battery powered ... which lets the computer retain information when the power is off."

**You won't have to wait much longer.**

The new Epson QX-10 may very well be the computer you've been waiting for. And fortunately, you won't have to wait much longer — it will be appearing soon in computer stores all across the country. In the meantime, write Epson at 3415 Kashiwa Street, Torrance, CA 90505, or call (213) 539-9140. We'll be happy to send you copies of our reviews.

After all, as *Popular Computing* puts it, the QX-10 will "do for computing what the Model T did for transportation."

And we couldn't have said it better ourselves.




**EPSON**  
EPSON AMERICA, INC.  
COMPUTER PRODUCTS DIVISION

3415 Kashiwa Street  
Torrance, California 90505  
(213) 539-9140

CIRCLE NO. 25 ON FREE INFORMATION CARD

# EDITORIAL



## Beyond Pac-Man

I was both amused and distressed to read a light-hearted article in *TV Guide* (Oct. 9, 1982) relating to home computers and belittling the usefulness of small computers. The author wrote about how 600,000 families spent lots of money and hundreds of hours this past year performing the simplest tasks on computers that are "... substitutes for a \$10 calculator." He concluded with a list of what American families actually do with their computers: Play Pac-Man.

Obviously this is far from the truth, though there are likely many people who do not make satisfactory use of their personal computers. Regrettably, I thought, the technically unwashed millions who read the story may wholly believe him and, as a result, not give themselves and their families an opportunity to become computer-literate. More-

over, I hoped that the author, with whom I shared *sushi* and other delectables while in Tokyo, did not live out his story line and had the good sense to save writing time and money by composing his article on a computer that has word-processing facilities. Unfortunately, this and other marvelous computer functions were unmentioned in his article.

Mulling over his words some time later, I came to the conclusion that his well-written piece was a wonderful half-article. Aside from the failure to note the many rewarding applications of computers, as well as their educational and other possible benefits, the author missed an opportunity to take the computer industry to task for not producing machines and software for people who are not oriented toward using technical devices.

He could have mentioned people-oriented software such as Valdocs and Lotus 1-2-3, and the new generation of hardware and software coming up that makes computers more people-literate rather than forcing people to become computer-literate. After all, everybody is not psychologically equipped or motivated to learn programming and electronics, or to battle through language barriers and mechanical requirements such as pressing CONTROL and A keys simultaneously to stop a machine. Even readers of special-interest publications such as ours, which has the largest circulation of all in the field, would doubtlessly welcome computers and software that are truly user-friendly. Who needs unnecessary hassles?

Programming for nonprogrammers is not a new force, either. QBE (Query by Example), a language derived by IBM, has been in use since 1978 for users with no programming know-how to work with data bases. IBM's OBE (Office Procedures by Example) uses the same approach for word processing, graphics, and other applications. And Xerox has developed "Smalltalk," which is reputed

to be a powerful, flexible language that should be simple for novices to use when canned software for it becomes available.

Recognizing the importance of computers in the typical student's future, some colleges have embarked on a new program that is most interesting. Just as a student must buy textbooks, they have made it compulsory for students to buy a personal computer and pay for it as part of tuition over four years. Clarkson College of Technology, Potsdam, NY, for example, announced that it will issue Zenith personal computers to its 1000 freshmen this year, charging \$200 per semester and a one-time \$200 maintenance deposit. At the end of four years, title to the computer would pass to the student. Languages available will be BASIC, Fortran, and Pascal, and a spreadsheet software program for financial analysis will be supplied. A word-processing system developed at the college, called "Galahad," will also be used. And networking schemes are being explored. Similarly, Apple, Radio Shack, Commodore, TI, and IBM machines are being implemented in colleges around the country.

Clarkson's president, Robert Plane, observed: "I am convinced that Carl Sagan is correct in predicting that the next development in human intelligence will be a partnership between intelligent humans and intelligent machines."

Clearly, there's more than Pac-Man in the future of American families.

*Art Salsberg*

## Computers & Electronics

formerly Popular Electronics

**JOE MESICS**  
Publisher

**ARTHUR P. SALSBERG**  
Editorial Director

**LESLIE SOLOMON**  
Technical Director

**JOHN R. RIGGS**  
Managing Editor

**EDWARD I. BUXBAUM**  
Art Director

**JOSEPH DESPOSITO**  
Technical Editor

**STANLEY VEIT**  
Technical Editor

**DAVID M. WEBER**  
Features Editor

**ANDRE DUZANT**  
Technical Illustrator

**CARMEN ROBLES**  
Production Editor

**JEFF NEWMAN**  
Editorial Assistant

Contributing Editors:

Walter Buchsbaum, Len Feldman,  
Glenn Hauser, Julian Hirsch  
Jim Keogh, Forrest Mims

**MARIE MAESTRI**  
Executive Assistant

Editorial and Executive Offices  
One Park Avenue  
New York, New York 10016  
212 725-3500

New York Office  
Advertising Director:  
Richard Govatski 212 725-7460

Sales:  
Tom Ballou 212 725-3578  
Ken Lipka 212 725-3580

Midwestern Office  
Suite 1400, 180 N. Michigan Ave.,  
Chicago, IL 60601 312 346-2600  
Sales: Robert Vanek

Western Office  
3460 Wilshire Blvd.  
Los Angeles, CA 90010 213 387-2100  
Sales: Ted Welch

Representation in Japan  
J.S. Yagi  
Iwai Trading Co., Ltd.  
603 Ginza Sky Heights Bldg.  
18-13, Ginza 7-Chome  
Tokyo, Japan 104

Ziff-Davis Publishing Company

Richard P. Friese President  
Albert S. Traina President, Consumer Magazine Division

Furman Hebb Executive Vice President  
Phillip T. Heffernan Senior Vice Presidents

Sidney Holtz  
Edward D. Muhlfeld  
Philip Sine Vice Presidents  
Robert Bavier  
Paul H. Chook

Baird Davis Treasurer  
George Morrissey Secretary  
Selwyn Taubman  
Bertram A. Abrams

Editorial correspondence: COMPUTERS & ELECTRONICS, 1 Park Ave., New York, NY 10016. Editorial contributions must be accompanied by return postage and will be handled with reasonable care; however, publisher assumes no responsibility for return or safety of manuscripts, art work, or models submitted.

The publisher has no knowledge of any proprietary rights which will be violated by the making or using of any items disclosed in this issue.



Member Audit Bureau of Circulations



## LETTERS

### AERO DATA

In your October 1982 issue, the article "Communications Networks for Computers" had people looking for us under the name Aero Net. The name is actually Aero Data. It is one service of our company, Commercial Data Banks Inc.—*Nicholas Ashton, Titusville, FL.*

### MAKING PLUG-INS UNIVERSAL

The plug-in circuit "This Is Your Computer Speaking" (September, 1982) is an example of a problem I find with many computer circuits published—it will work with only one system (S-100, in this case). Perhaps it would be possible to describe a computer plug-in in terms of a "kernel" circuit and then describe several interface circuits to it and different types of systems.—*David Wiggins, New Orleans, LA.*

*It would indeed be good if all plug-ins worked with all computers. Unfortunately, most design approaches are implemented to meet a challenge for a particular computer. Our December 1982 issue, however, did introduce a "universal" synthesizer for use with RS232C ports. Parallel interfaces for various computers will be published in the future.—Ed.*

### GIVING PROPER CREDIT

For the article "Carpenter's De-light" (December 1982, p. 82), the name of Robert Romano should have been listed as an author in addition to mine. Also, the polarity of the battery should be reversed.—*Arthur L. Plevy, Edison, NJ.*

### OUT OF TUNE

In "Memory Storage the Megabyte Way" (December 1982), the price of SyQuest Technology's SQ306 hard disk drive should have been \$800 and the price of the removable cartridges is \$50.

In "Printing Computer Graphics" (November 1982), in Table IV, lines 10 and 30 for the Apple II with Applesoft BASIC should contain a greater-than sign before 127. In Table I, the Heath H25 printer is listed as capable of bit-image graphics, but only has character graphics.

# How to move a paragraph.

For memos or manuscripts, sales reports or book reports, a person could use the IBM Personal Computer.

Because, with the EasyWriter\* software program, creating, revising and storing text is just that. Easy.

With ten function keys that help save time on repetitious tasks and "menus" that guide you along, the IBM Personal Computer can insert a clause. Delete a line. Move a paragraph from one page to another. Transfer text from file to file. Even merge words from your EasyWriter program with numbers generated by your VisiCalc† program.

And when you're done, a copy of the finished product can be printed out at 80 characters a second.

So if you do any kind of writing, try it on the IBM Personal Computer at your nearest authorized dealer. You'll see that the performance, quality and price are really something to write home about.

**IBM®**




## The IBM Personal Computer A tool for modern times

For more information on where to buy the IBM Personal Computer, call 800-447-4700. In Alaska or Hawaii, 800-447-0890.  
† VisiCalc is a trademark of VisiCorp. \* EasyWriter is a trademark of Information Unlimited Software, Inc.

CIRCLE NO. 41 ON FREE INFORMATION CARD

MASTER THE "NEW ELECTRONICS" WITH MCGRAW-HILL'S

# Contemporary



Now you can meet the challenges of today's incredibly rapid changes in electronics quickly and easily. This professional level electronics learning series is as innovative as the circuitry it explains and as fascinating as the experiments you build and explore!

From digital logic to the latest 16-bit microprocessor, you master one subject at a time with McGraw-Hill Concept Modules sent to you one at a time, once a month, to make up the complete CONTEMPORARY ELECTRONICS SERIES. Each module of the fifteen in the Series is a unique blend of "hands-on" experience, interactive audio cassettes, and vividly illustrated printed support materials. Together they will prepare you for tomorrow's better jobs or advancement in your present position by staying current with today's electronics revolution. Professional in every respect, yet it's a

lively learning experience that has all the fun and fascination of a hobby.

## Understand Digital Logic ... Microprocessors ... Optoelectronics

Here's an extraordinary opportunity to update your understanding of today's most important technological changes in electronics. You can start from scratch or use the Series to update yourself. You cover the latest integrated circuits, including TTL, CMOS, and ECL digital circuits; op-amps; phase-locked loops; microprocessors; and opto devices such as LEDs and LCDs.

## Perform Electronic Experiments

With your first module you'll use the latest digital integrated circuits to build an oscillator circuit that demonstrates digital signals—verified visually by the flash of light emitting diodes (LEDs) and audibly by tones produced through the mini-speaker that is provided.

You'll know the differences (and similarities) between electronics and electricity, learn the concepts applicable to all electronic circuits. With the first module, you will be able to identify the major passive components, like resistors, capacitors, inductors, diodes and



# Electronics Series

transformers, and active components such as transistors and integrated circuits.

Each Concept Module goes right to the heart of the matter. You waste no time on extraneous material or outdated history. It's a fast, efficient, and lively learning experience, a nontraditional approach to the most modern of subject matter.

## Construct and Use a Prototyping/Design Laboratory

What's more, when you reach the midpoint of your

### YOU COVER EVERY SUBJECT IN CONTEMPORARY ELECTRONICS

- Digital logic
- Digital gates (TTL, CMOS, ECL, NMOS)
- Flip flops, counters and registers. Op-amps and applications
- Power supplies (plus IC and switching regulators)
- Combinational logic circuits (ROMs, PLAs, decoders, etc.)
- Circuit analysis. AC theory. LCR networks
- Transistors (bipolar and FETs), diodes, thyristors
- Integrated circuits (linear and digital)
- Oscillators and function generators
- Modulation and demodulation
- Optoelectronics
- Digital multimeters and scopes
- Microprocessors

Series, you will have constructed a professional Prototyping/Design Laboratory which will become a valuable learning tool throughout the remainder of your studies. This Prototyping/Design Lab contains a signal generator, logic switches, pushbuttons, and LED indicators. It rivals professional instruments that are widely used in industrial laboratories for electronic design and development as well as testing and measuring. Because of its versatility, it is an instrument that you will use again and again, even after you have completed your Contemporary Electronics Series.

With each new module you'll receive a McGraw-Hill Action-Audio Cassette, a proven successful method of programmed, interactive instruction. Each tape creates a dynamic dialogue that not only quickly communicates the facts, but makes you feel that you're participating, as you respond to questions and listen to problems being solved.

Your ability to rapidly make this knowledge your own is further aided by a strikingly original technique for using diagrams, illustrations, and schematics to drive home points made as you listen to the cassette. The same carefully indexed binder that contains this material also includes the instructions

to guide you through hands-on experiments. Finally, having completed the Series, you can be awarded a Certificate of Achievement from the McGraw-Hill Continuing Education Center upon passing an optional final examination.

## Update Your Knowledge of the New Electronics

This program is for you whether you're a scientist who can use electronics to improve or speed up your investigations... a teacher who'd benefit from a refresher in contemporary components, circuits and applications... a manager or supervisor in an electronics related industry or business... an engineer in another field who finds electronics playing an ever more important role in your work... someone looking to find new direction in this wide open field... or the kind of person who wants to understand what's going on in the world around you.

McGraw-Hill's Contemporary Electronics Series offers you the quickest and probably least expensive learning method available today, and the only one with "hands-on" experience.

## No Risk, No Obligation

And we invite you to prove all this to your own satisfaction—without risk and without committing yourself in any way.

Return the reply card and we'll send you the first module and other materials for a free 14-day examination. If you're not absolutely satisfied, and certain that this is an enjoyable as well as highly effective way to learn, simply return the module to us along with the unpaid bill and that will be the end of it.


If you wish to continue, we'll ship the remaining modules automatically, about once a month, for only \$19.95 each plus \$2.25 for shipping and handling. Remember, each module comes on the same 14-day free examination basis, with no obligation to pay for any module you don't want to keep.

Return the reply card now. It'll bring you the first module Contemporary Electronic Components and Circuits... your first step in becoming an expert in the "new electronics." There's no risk or obligation.

If the card is missing write to:



Contemporary Electronics Series  
McGraw-Hill Continuing Education Center  
3939 Wisconsin Avenue, NW  
Washington, DC 20016



*With your first module you'll receive this professional solderless breadboarding system. It enables you to connect components and build electronic circuits easily and quickly. It's used throughout the series and can be used later to design, build and test your own circuits.*



## NEW PRODUCTS



### TRACK BALL

TG Products has announced a video game control for the Apple II and III, Atari 400 and 800, and IBM-PC. The track ball format, often used in arcades, is said to be well-suited for rapid, multiple movement commands since it has a lower control-to-movement ratio than other double-axes controls. \$65

Circle No. 92 on Free Information Card



### FRANKLIN PERSONAL COMPUTER

The Ace 1200 has 128K RAM, disk drive (with dual-drive options), disk controller, u/lc capabilities with alpha lock, serial/parallel interface, CP/M card, and color graphics. It is Apple II and CP/M compatible. A dedicated card expands the display to 80 col. x 24 lines. Includes joystick/paddle connector and speaker. \$2495 with one disk drive.


Circle No. 93 on Free Information Card



### MINIATURE MODEM

New direct-connect, 300-baud, automatic answer and originate modem, called J-CAT from Novation, measures 5" x 1.9" x 1.3" and plugs into any modular RJ11C phone jack. LEDs indicate status, and an audio beep indicates busy, dial tone, or presence of carrier. \$149.

Circle No. 94 on Free Information Card



### IBM-PC HARD-DISK EXPANSION

The WIN 5-IBM from Computer Dynamics Inc. is a subsystem configured to interface with the IBM-PC under MS-DOS, with a Winchester drive with data capacity of 4.8 megabytes (incl. error detection/correction.) Manufactured and serviced by Shugart. \$1695.

Circle No. 95 on Free Service Card



### FCC-APPROVED VIDEO MODULATOR

M&R Enterprises' video modulator, Sup'R Mod, permits any computer with standard NTSC video composite output to use a color or black-and-white TV as a monitor. Draws power from a transformer plugged into ac line, with a built-in regulator to ensure stable operation. The Sup'R Mod comes with video cable with standard RCA connectors, plus adapters for use with 75-ohm cable or 300-ohm twinlead. DB-style adapters are available as options. \$70.

Circle No. 96 on Free Information Card





### ELECTRONIC TYPEWRITER/PRINTER

The Olympia Electronic Compact is a full-featured daisywheel typewriter that's available with RS232 and Centronix interfaces for use as a letter-quality printer with computers. It features 46-character correction memory, three pitch selections, and automatic repeat and relocate. \$969 with interfaces and cable; \$749 without.


Circle No. 97 on Free Information Card



### QUME CRT TERMINAL

Qume's new terminal is the Model 102 with 12" CRT, tilt and swivel display, and detachable keyboard. Has green (amber optional) screen, 25th status line, 9/12 cell resolution, line-drawing character set, four programmable function keys, conversational mode, protected fields, 16 baud-rate selections and unidirectional RS232C port. \$695.

Circle No. 98 on Free Information Card



### 30-MHz DUAL-TRACE SCOPE

The Soltec Model 530 dual-trace, 30-MHz scope has a 6"-square CRT with internal graticule and scale illumination. The triggering process is reported to be simplified through a patented circuit, claimed to require no adjustments regardless of changes in signal amplitude, frequency, or pulse width. A horizontal sweep magnifier increases sweep rate to 20 ns/div. Other features include a signal delay line to facilitate viewing of the trace's leading edge, a vertical sensitivity selector with a 1 mV/div setting, a vertical mode switch to select Ch. 1, Ch. 2, Chop, Alt, and Add modes independent of sweep rate, and Z-axis input. \$895.

Circle No. 99 on Free Information Card

### VHS EDITING CONTROLLER

Panasonic's Model PV-R500 VHS editing controller is for home editing with any two PV-5000 VHS recorders. It functions as an assembly editor of audio and video or as an insert editor. A switch indicates which VCR is being operated and permits full 13-function remote control of both. Digital search of specific tape segments is accomplished via a numerical keyboard synchronized with the recorders' tape counters. Independent video and audio dubbing is possible, and a Dub End Memory switch automatically sets the end point. \$200.

Circle No. 100 on Free Information Card



(Continued on page 16)



# Inside Apple

Apple Computer Inc., 20525 Mariani Avenue, Cupertino, California 95014

Vol. 1 No. 2

For the authorized Apple dealer nearest you, call 800-538-9696 (800-662-9238 in California.)

## Fruitful Connections.

There are more people in more places making more accessories and peripherals for Apples than for any other personal computer in the world.

Thanks to those people — in hundreds of independent companies — you can make the humblest 1978 Apple II turn tricks that are still on IBM's Wish List for 1984.

But now we're coming out with our very own line of peripherals and accessories for Apple® Personal Computers.

For two very good reasons.

First, compatibility. We've created a totally kluge-free family of products designed to take full advantage of all the advantages built into every Apple.

Second, service and support.



Now the same kindly dealer who keeps your Apple PC in the pink can do the same competent job for your Apple hard-disk and your Apple daisywheel printer.

So if you're looking to expand the capabilities of your Apple II or III, remember:

Now you can add Apples to Apples.

## A joy to behold.

The new Apple Joystick II is the ultimate hand control device for the Apple II.

Why is it such a joy to use?

With two firing buttons, it's the first ambidextrous joystick — just as comfortable for lefties as righties.

Of course, it gives you 360° cursor control (not just 8-way like some game-oriented devices) and full X/Y coordinate control.

And the Joystick II contains high-quality components and switches tested to over 1,000,000 life cycles.

Which makes it a thing of beauty. And a joystick forever.



## Gutenberg would be proud.

Old Faithful Silentype® has now been joined by New Faithfuls, the Apple Dot Matrix Printer and the Apple Letter Quality Printer.

So now, whatever your budget and your needs, you can hook your Apple to a printer that's specifically designed to take advantage of all the features built into your Apple. With no compromises.

The 7x9 Apple Dot Matrix Printer is redefining "correspondence quality" with exceptional legibility. With 144x160 dots per square inch, it can also create high resolution graphics.

The Apple Letter Quality Printer, which gets the words out about 33% faster than other daisywheel printers in its price range, also offers graphics capabilities. See your authorized Apple dealer for more information and demonstrations. Because, unfortunately, all the news fit to print simply doesn't fit.





## A storehouse of knowledge.


If you work with so much data or so many programs that you find yourself shuffling diskettes constantly, you should take a look at Apple's ProFile™, the personal mass storage system for the Apple III Personal Computer.

This Winchester-based 5-megabyte hard disk can handle as much data as 35 floppies. Even more important for some, it can access that data about 10-times faster than a standard floppy drive.

So now your Apple III can handle jobs once reserved for computers costing thousands more.

As for quality

and reliability, you need only store one word of wisdom: Apple.



## Up the creek without a paddle?

Or lost in space? Or down in the dungeons?

Whatever your games, you'll be happy to know that someone has finally come out with game paddles built to hold up under blistering fire. Without giving you blisters.

Apple Hand Controller II game paddles were designed with one recent discovery in mind:

People playing games get excited and can squeeze very, very hard.

So we made the cases extra rugged. We used switches tested to 3,000,000 life cycles. We shaped them for holding hands and placed the firing button on the right rear side for maximum comfort.

So you'll never miss a shot.

## Launching pad for numeric data.

Good tidings for crunchers of numerous numbers:


Apple now offers a numeric keypad that's electronically and aesthetically compatible with the Apple II Personal Computer. So you can enter numeric data faster than ever before.

The Apple Numeric Keypad II has a standard calculator-style layout. Appropriate,


because unlike some other keypads, it can actually function as a calculator.

The four function keys to the left of the numeric pad should be of special interest to people who use VisiCalc.<sup>®</sup> Because they let you zip around your work sheet more easily than ever, adding and deleting entries.

With one hand tied behind your back.



### RADIO SHACK DAISY WHEEL PRINTER



The Model DWP-410 from Radio Shack is reported to be capable of printing letter-quality documents at over 300 words per minute. It has selectable pitch—either 10 or 12 characters per inch—and proportional spacing. Other features include forward and reverse full and 1/2-line paper feed, underline, programmable backspace, and 1/120" minimum space and 1/48" line feed. An Automatic Paper Set is said to simplify paper insertion by rolling it to the first line position with the pull of a lever. The printer will accept other 124-character daisy wheels, and an "external program mode" allows the use of wheels with different pitch or special characters. The DWP-410 includes a standard parallel interface and comes with a print wheel and carbon ribbon cartridge. \$1495.

Circle No. 105 on Free Information Card

### VIDEO TAPE REPAIR



Total Video Supply announces availability of its VideoMate Tape-Mender, reported to be a total system for repairing damaged video tape. The heart of the system is a work station, said to securely hold a Beta or VHS cassette while the tape is being fixed. Pins guide the cassette to the repair area, orienting it with the base side up. Tape movement is accomplished with an external hub drive. A clamping system holds the tape in an alignment track, where it may be cut using special shears or a razor blade, and then spliced with pre-cut adhesive tabs (all included with the work station). \$22. Address: Total Video Supply, 9181-A Kearny Villa Ct., San Diego, CA 92123.

### EXPANDABLE CALCULATOR INTERFACE

Prototech, Inc. has introduced an expansion system designed for the Hewlett-Packard 41C/V calculator. Called the ProtoSystem Interface, it provides control and data signals for peripheral and memory boards. A user can plug in up to 64 Hewlett-Packard ROM, RAM, or extension modules such as the HPIL. Each module can then be programmed to turn on or off. The boards designed to operate with the ProtoSystem allow the user to plug in up to 13 EPROMs containing user programs or Microcode routines; to program the calculator in Microcode (the machine language of the processor in the 41C/V); and to create music and sound effects with a programmable sound synthesizer. The ProtoSystem contains its own battery pack to maintain the RAM and ProtoCoder boards when they are disconnected. The interface costs \$150, and the boards range in price from \$75 to \$175.

Circle No. 106 on Free Information Card

### HANDHELD DMM



Philmetric, a new division of Philmore Manufacturing Co., is producing a new 3 1/2-digit, handheld, LCD multimeter, the Model MD-150. It is reported to have a basic accuracy of 0.6% over its 26 voltage, current, and resistance ranges. Ratings are for a maximum voltage of 750 V ac/1000 V dc, and a minimum of 200 mV; current ranges are from 200  $\mu$ A to 2 A; and resistance ranges are from 200 ohms to 20 megohms. The MD-150 comes with test prod finger guards on the test leads to provide safe handling of high voltages. Also included are a standup easel, carrying case, and a 9-V battery. \$90.

Circle No. 107 on Free Information Card

### RAM DISK FOR THE IBM-PC

The QuadMaster disketter from Quadram is reported to cut the running time of programs on the IBM-PC personal computer by up to 80%. It is used with the Quadboard four-function expansion card with up to 256K



memory and the Quadram drive software diskette. The software provides RAM-disk operation by using a part of the IBM's memory as a solid-state disk drive. Data can be read to and written from this simulated disk just as from an actual disk—only hundreds of times faster, according to the manufacturer. It can be used with DOS 1.0 or DOS 1.1 without any mechanical switch changes. \$20.


Circle No. 108 on Free Information Card

### CABLE DUCTING



Wallgard over-the-wall cable support ducting from SGL Waber Electric is designed to organize and support ac power cords (up to 14/3 AWG size), telephone cables, and data cables that must be draped along walls. Made of extruded PVC, the one-inch-wide extrusion mounts with a foam adhesive backing, then snaps shut to hold the cables in place. Wallgard is packaged in four 4' lengths. Shorter lengths can be cut to size with a razor; longer lengths can be constructed by adding more segments. \$15. Address: SGL Waber Electric, 300 Harvard Ave., Westville, NJ 08093.

### WIRING ADAPTER



A wiring adapter designed to connect any two RS232 devices in any pattern is offered by B & B Electronics. The unit can be installed temporarily or permanently. Ten plug-in jumper wires are included. \$25.

Circle No. 109 on Free Information Card



# Let's get personal...

try out the in-stock selection of Heath/Zenith microcomputers, peripherals, accessories and software.

Now available at your nearby Heathkit Electronic Center, or through the Heathkit mail order catalog.

You get more with a Heath/Zenith personal microcomputer system! We offer:

**1. Proven high-performance hardware:** Thousands of our microcomputers prove themselves daily, in the field.

**2. Vast software library:** Three operating systems (including CP/M), languages, word processors, an electronic spreadsheet, versatile utilities and the 50C-program Heath Users' Group software library

**3. Self-instruction courses:** Evaluation and programming courses from Heathkit/Zenith Educational Systems.

**4. Service support:** Before and after the sale – consultation by phone, carry-in service by trained technicians.

**Test run one of our microcomputers at any of the more than 60 convenient Heathkit Electronic Centers in the U.S.**

## Heathkit<sup>®</sup> ELECTRONIC CENTERS<sup>\*</sup>

See the white pages of your telephone book for store locations and telephone numbers.

<sup>\*</sup>Units of VeriTechnology Electronics Corporation in the U.S.



CIRCLE NO. 2E ON FREE INFORMATION CARD

## Better TV Pictures With Comb Filters

By Len Feldman

**H**AVE you noticed that many TV receivers of recent vintage are delivering far better color pictures than the sets of just a few years ago? You may even be surprised to find that our much-maligned NTSC TV broadcast system is capable of some very good picture definition and color quality *if* its full capabilities are exploited. While the low-cost color TV sets typically offer a resolution of around 250 to 280 horizontal lines, it is possible, within the limitations of NTSC, to achieve horizontal resolution higher than 350 lines. The difference between a 250-line picture and one that offers 350 lines of resolution is analogous to the difference between a photograph printed from a very "grainy" negative and one made from the finest film available or between an 8-mm home movie and a 16-mm semi-professional motion picture.

In older (and present-day low-cost) color TV receivers, the usual method of processing the luminance (brightness) component of the video signal, whose baseband with brightness and color components is shown in Fig. 1, has been to employ a band-rejection or trap filter in the luminance channel. Tuned to the color-subcarrier frequency of approximately 3.58 MHz, the trap removed most of the chrominance (color) and rolled off the response of the luminance channel to that shown in Fig. 2. In receivers of this type, chrominance signal circuitry usually had a pass-band response extending only from about 3.0 MHz to 4.1 MHz, as shown in Fig. 3. This was done to ensure that luminance signals below 3.1 MHz (which would normally overlap the chrominance signals in frequency) would not appear in the chrominance channel.

Picture definition is a function of luminance-channel frequency re-

sponse; so with response cut off above about 3.0 MHz, horizontal resolution obviously suffers. There are other disadvantages to this approach to the circuit. Since the trap has virtually no rejection of the I-component of the chrominance signal below 3.1 MHz, chrominance signal sidebands tend to interfere with the luminance in areas of fine color detail. Another undesirable effect is "ringing," usually seen as dot-crawl along the vertical edges of a picture. This is especially noticeable in transition areas of the picture that contain highly saturated colors with different hues and brightness levels.

Finally, you can get a "cross-color" effect in areas of the picture that have very fine luminance detail. This occurs because the chrominance circuitry does accept luminance signals in the 3.1-MHz to 4.1-MHz range. The pass-band nature of the chrominance circuit keeps the full bandwidth of the I-signal color component from being used, which in turn reduces the amount of horizontal color resolution that is available.

### Interleaving Characteristics.

The circuit approach just described fails to take advantage of an important characteristic of the NTSC color TV composite signal. It treats the signal as though it consisted of continuous spectra when, in fact, the luminance and chrominance signals consist of sidebands that are interleaved. The spectral energy of the luminance signal in an NTSC vertically correlated TV picture (no change from line to line) is clustered about harmonics of the horizontal

scanning frequency ( $f_h$ ), with little energy between the harmonics. Chrominance sidebands, on the other hand, are spaced midway between pairs of the harmonics because the color subcarrier frequency is at  $227.5 f_h$ , or half-way between the 227th and the 228th harmonic of  $f_h$ . This interleaving of luminance and chrominance signals is illustrated in Fig. 4.

Filters designed with frequency responses that match this sort of spectral distribution could eliminate or greatly reduce the negative effects caused by the "color-trap" approach. The frequency response of such filters (one for the chrominance channel and another for the

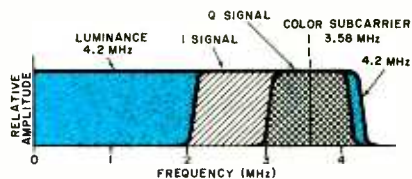


Fig. 1. Frequency spectrum of standard NTSC video signal.

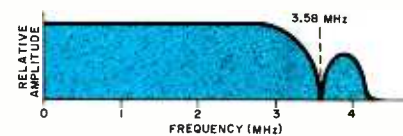


Fig. 2. Luminance frequency response when color burst trap is used.

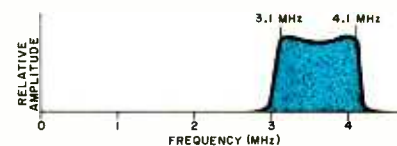


Fig. 3. Frequency response of chrominance channel.

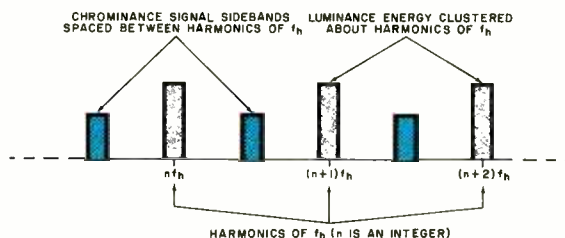


Fig. 4. Luminance and chrominance signals are interleaved on and between harmonics of  $f_h$ .



luminance channel) would contain a large number of passbands spaced at intervals of  $f_h$ , with stop-bands midway between them. Such a response curve resembles the teeth of a comb, from which the name "comb filter" is derived.

**Comb Filters in TV Design.** Figure 5 illustrates the basic configuration of a comb filter designed to perform chrominance and luminance signal separation. It consists of a time delay element and two summing networks to combine direct and delayed signals. If the time delay ( $T$ ) is made equal to the horizontal scanning period ( $1/f_h$ ), the filter's transfer function is maximum at multiples of  $f$  (permitting maximum output of the luminance signals), while at the same time the transfer function to the chrominance output is at minimum. The response curves for the two outputs of a basic comb filter are superimposed in Fig. 6.

The luminance output signal of such a filter represents the sum of the picture content of two successive lines. Since the color subcarrier frequency is an odd harmonic of  $0.5f_h$ , it alternates in phase between corresponding points on successive scanning lines. Accordingly, chrominance signals cancel when the lines are summed, leaving only the luminance signal. The chrominance output, on the other hand, represents the difference in picture content between successive scanning lines. Since the luminance signal is essentially the same for successive lines in a vertically correlated picture, it gets cancelled when the difference is taken. The chrominance signal remains because of the phase alternation of the subcarrier.

**Bucket-Brigade (CCD) Comb Filters.** One device that particularly lends itself to providing the time delay element needed in a comb filter is the charge-coupled device (CCD) analog shift register, sometimes referred to as a "bucket brigade." It is capable of handling the full 4.2-MHz NTSC video signal bandwidth. The delay time of a

CCD depends on a clock-frequency, which can be referenced to the color subcarrier by using a phase-locked loop (PLL) circuit.

A block diagram of a typical CCD comb filter is shown in Fig. 7. The Fairchild CCD321A device used as a time delay element is a 910-bit analog shift register that provides a time delay lasting for exactly one horizontal scanning line when it is driven by a clock signal having four times the color subcarrier frequency (14.3 MHz). When an NTSC video signal is applied to the input, it is first attenuated to proper levels before being applied to the time-delay CCD element. A low-pass filter removes the clock-frequency component from the CCD output signal. The delayed signal is then fed to a phase-splitter, which supplies the two out-of-phase signals to the two summing networks. Each of these networks is also supplied with a direct video signal through variable attenuators. The upper frequency limit of the comb filter is determined by the frequency response of the low-pass filter and the CCD element. The lower limit is determined by the value of any coupling capacitors used in the circuit, and these are made large enough so that time constants are

equal to several vertical scanning periods.

**Additional Refinements.** As already mentioned, the CCD comb filter will provide optimum chrominance and luminance separation for a TV picture that is vertically correlated. Most of the time, though, TV pictures are *not* vertically correlated, and that means that there is some luminance spectral energy present between harmonics of  $f_h$ . Attenuation of this energy by the comb filter causes a loss in vertical resolution. This problem can be dealt with in two ways.

The first approach involves restricting the "combing" action to those portions of the spectrum in which chrominance and luminance interleaving actually occurs. By adding a pass-band filter to the comb filter, as shown in Fig. 8, combing is restricted to the range of frequencies containing the color subcarrier sidebands, as opposed to operating over the entire signal spectrum. This technique results in the removal of as little of the luminance information from between the harmonics of  $f_h$  as possible.

The second approach maintains comb-filter action across the entire video bandwidth. But it adds a sig-

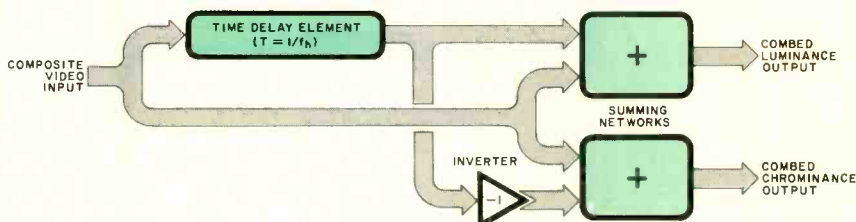


Fig. 5. Block diagram of the basic comb filter.

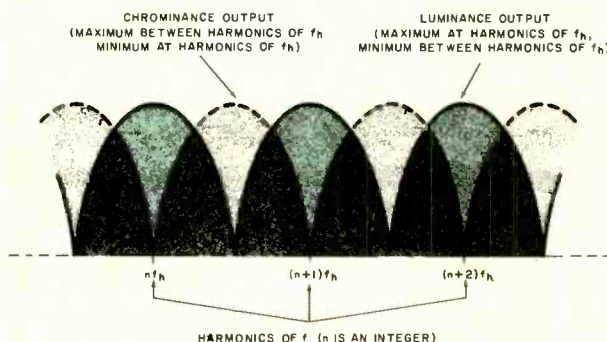


Fig. 6. Frequency responses of outputs of basic comb filter for chrominance and luminance signals.

nal containing some of the luminance information that is removed. Figure 9 illustrates how the chromi-

nance signal obtained at the output of the comb filter is routed through a 2-MHz low-pass filter, which removes it. The net effect for the luminance signal is that comb-filter action occurs only above 2.0 MHz.

The output of the low-pass filter represents changes in picture content in the vertical direction, a signal which improves vertical resolution.

In general, the use of a comb filter

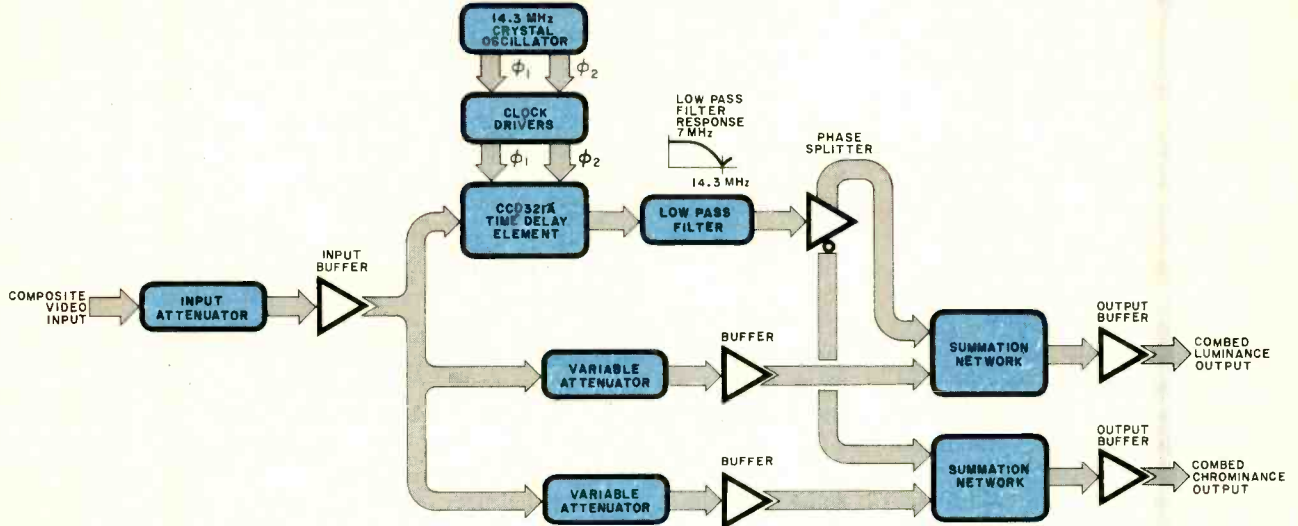


Fig. 7. Block diagram of Fairchild's CCD comb filter.

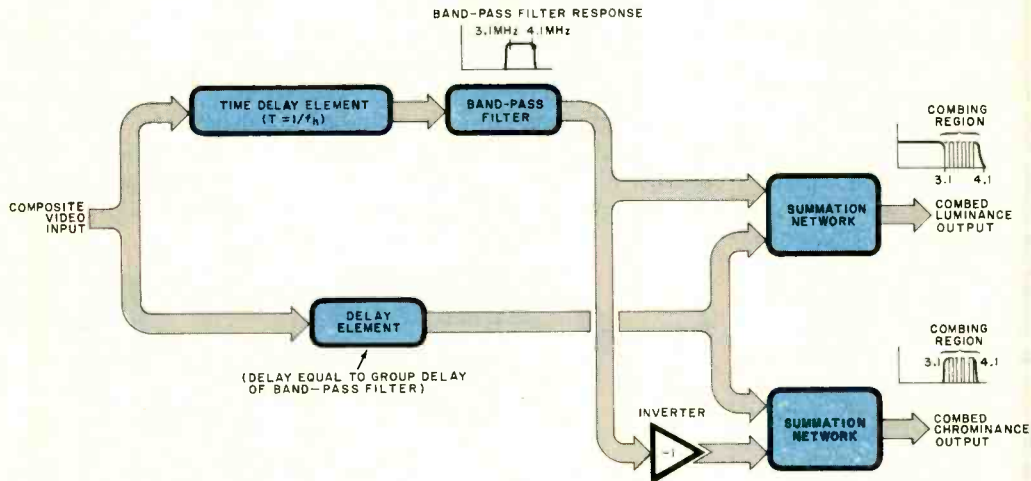


Fig. 8. Comb filter with restricted bandwidth to restore vertical definition.

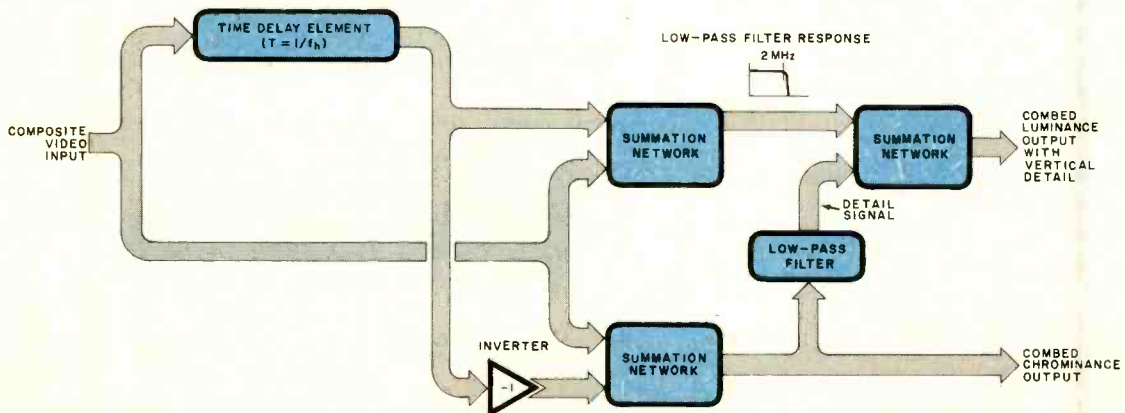


Fig. 9. Adding a "detail signal" to combed luminance output.



still produces some loss in vertical color resolution, but the net improvement in picture quality, particularly in terms of horizontal resolution and picture detail along vertical edges, more than compensates for this.

I am indebted to Fairchild Camera & Instrument Corporation for some of the technical background relating to the use of CCD devices in comb filters. It should be noted that comb-filters can be constructed using other devices, including digital time delay systems employing A/D and D/A converters and appropriate amounts of RAM for time-delaying the video signals. As the cost of digital time delay decreases even further, more and more TV set manufacturers may find it worthwhile to incorporate comb filters. This becomes increasingly beneficial since TV screens are no longer used exclusively for over-the-air reception. Better picture detail is becoming vital for video games and home computer displays.

Until the FCC approves some form of ultra-high-frequency high-definition TV transmission system (such as the 1125-line systems that have been demonstrated at various electronic trade shows), we ought to make the most of the 525-line standard that we presently have to live with. Designing TV sets with comb filters for better horizontal resolution is one worthwhile step that TV set makers can take while we wait for a better TV system. ♦



Demchuck

# WHILE OTHERS PROMISE.... WE DELIVER

ORDER TOLL FREE (800) 221-8180  
IN NEW YORK (212) 732-8600



**COMMODORE VIC-20** (5K RAM)  
**\$174.95**

**COMMODORE HARDWARE**

- VIC 1530 (Data Cassette) \$39.95
- VIC 1540 (Single Disk Drive) \$299.95
- VIC 1525 (Graphic Printer) \$519
- VIC 1600 (Telephone Interface) \$94.95
- VIC 1110 (16K Memory Expander) \$48.95
- VIC 1110 (8K Memory Expander) \$48.95
- VIC 1210 (8K Memory Expander) \$38.95
- CARDBOARD 6 (80K Expander) \$84.95

**COMMODORE SOFTWARE**

- VIC 1901 (Auriger) \$21.95
- VIC 1904 (SuperSoid) \$23.95
- VIC 1911 (The Sky is Falling) \$23.95
- VIC 1914 (Adventure Land) \$28.95
- VIC 1915 (Pirate Cove) \$28.95
- VIC 1916 (Mission Impossible) \$28.95
- VIC 1919 (Isargon II Chess) \$28.95
- VIC 1930 (Pindal Spectacular) \$28.95
- VIC 1932 (Cosmic Churches) \$28.95
- VIC 1933 (Golf) \$28.95
- VIC 1934 (Omega Race) \$28.95

**UNI SOFTWARE FOR COMMODORE**

- AMOK (Cartidge) \$36.95
- ALIEN BLITZ (Cartidge) \$28.95
- CLOUD BURST (Cartidge) \$28.95
- KOSM. KONGADE (80K Exp) \$18.95
- OUTWORLD (Cartidge) \$46.95
- RENAISSANCE (Cartidge) \$33.95
- SATELLITE & METEORITES \$46.95
- VIC-CHECK (Checkbook Balancer) \$18.95

**NUFORD SOFTWARE FOR COMMODORE**

- ALIEN FANUC (Cassette) \$9.95
- BOMBER (Cassette) \$9.95
- DEFENDER ON THE RUN 3K Expander \$9.95
- ESCAPE (Cassette) \$9.95
- INVASION (Cassette) \$9.95
- JOURNEY (Cassette) \$9.95
- KRAZY KONG (Cassette) \$9.95
- QUIRK (Cassette) \$9.95
- RACEWAY (Cassette) \$9.95
- RESCUE FROM NULFON (Cassette) \$9.95
- SEARCH (Cassette) \$9.95
- SIX GUNNER (Cassette) \$9.95
- TANK (Cassette) \$9.95
- VIC MAN (Cassette) \$9.95

**HESS SOFTWARE FOR COMMODORE**

- ACROSSBROW \$28.95
- CONCENTRATION \$14.49
- DAM BOMBER \$14.49
- FUEL PRIZES \$19.99
- SYN THE SOUND \$59.95
- TANK TRAP \$17.95
- TANK WARS \$17.95
- TURFLE GRAPHICS \$48.95
- VIC FORTH \$64.95

**TAYLOR MADE SOFTWARE FOR COMMODORE**

- LEMONADE \$14.49
- TOUCH TYPING TUTOR \$14.49

**MONITORS**

- TI PHA 4100 (Color Monitor) \$325
- NEC C-2022A (17" Color Monitor) \$399
- SONY XJ-1901 (19" Color Monitor) \$599
- PANASONIC CT-1112 (19" Color Monitor) \$519
- PANASONIC CT-5511 (15" Color Monitor) \$539
- PANASONIC CT-7711 (17" Color Monitor) \$549

**TEXAS INSTRUMENTS TI99/4A** (16K RAM) **\$299.95**

**TI HARDWARE**

- PHP 1500 (Graphic Synthesizer) \$114.95
- PHP 1600 (Telephone Modem) \$188.95
- PHP 1700 (RS-232 Interface) \$168.95
- PHP 1800 (Disk Drive Controller) \$218.95
- PHP 1850 (Disk Memory Drive) \$59.95
- PHP 2200 (Memory Expander) \$264.95

**TI MEMORAK**

- MEMOTECH 16K exp. for TImex \$54.95
- MEMOTECH 32K exp. for TImex \$94.95
- MEMOTECH 64K exp. for TImex \$164.95

**Memotech peripherals designed to fit together in "drop-in-back" fashion:**

- CHECKBOOK MANAGER \$15.95
- STOCK OPTIONS \$15.95
- VICAL BUSINESS \$17.95

**SHARP COMPUTERS**

- SHARP PC-1500 \$209.95
- PC 1211 (Pocket Computer) \$89.95
- CE 121 (Cassette Interface) \$32.95
- CE 150 (Printer for PC 1500) \$174.95
- CE 151 (8K RAM Expansion) \$49.95
- CE 155 (8K RAM Expansion) \$99.95

**FLOPPY DISCS**

- MAXELL MD-1 (Box of 10) \$34.90
- MAXELL MD-2D (Box of 10) \$44.90
- BASE PD-10 (Box of 10) \$32.90

—NEC—

- PC-8001A (Microcomputer with 32K RAM) \$739
- PC-8012A (110 unit with 32K RAM expansion unit) \$499
- PC-8031A (Dual mini-disk drive unit) \$739

**TANDY**

- TOP 1000 (16K Computer) \$279.95
- TOP 1010 (Same as above) \$379.95
- TOP 1100 (Color Printer) \$279.95
- TOP SOFTWARE COMPATIBLE WITH TRS-80 \$39.95
- TOP FINANCE \$29.95
- TOP Polaris \$29.95

**CALL FOR PRICE**

**FRANKLIN ACE 1000**  
Apple Compatible Professional Personal Computer 64K or RAM memory

**APPLE HARDWARE**

- APPLE II (4K) \$1149
- DISC II DRIVE \$549
- AUTOMATED SIMULATIONS SOFTWARE FOR APPLE \$19.95
- INVASION ORION (48 K) \$19.95
- WELFARE WARRIOR (48 K) \$17.95
- KEY OF ACHERON (48 K) \$17.95
- MARLUC'S TOWER (48 K) \$19.95
- DEACON'S EYE (48 K) \$19.95
- STAR WARRIOR (48 K) \$29.95
- RICOCHET (48 K) \$17.95
- JABBERLALKY (48 K) \$24.95

**BRODERBUND SOFTWARE FOR APPLE**

- RED ALERT \$24.95
- SPACE OJARKS \$24.95
- SPACE WARRIOR \$24.95
- STAR BLAZER \$24.95
- TRACK ATTACK \$24.95
- CHORLUTER \$24.95
- GALAXY WARS \$19.95

**GEBELL SOFTWARE FOR APPLE**

- RUSSKI DUCK \$26.95
- FIREBIRD \$24.95
- HORIZON 5 \$24.95
- LASER SLIK \$24.95

**ON LINE SYSTEMS SOFTWARE FOR APPLE**

- JAWBREAKER (Disk) \$19.95
- SABOTAGE (Disk) \$19.95
- THRESHOLD (Disk) \$28.95
- TIME ZONE (Disk) \$64.95
- FROGGER (Disk) \$35.95
- MYSTERY HOUSE (Disk) \$19.95
- MISSION ASTEROID (Disk) \$17.95

**PRINTERS**

- EPSON MX80 III \$499
- EPSON MX80 III (w/ Friction Feed) \$499
- EPSON MX100 III \$425
- OKIDATA 52A \$289
- OKIDATA 52B \$289
- NEC PC-8023A \$465

**ATARI 800** (48K RAM) **\$599**

**ATARI COMPUTERS**

**ATARI 400 ATARI HARDWARE** \$259.95

- ATARI 410 (Program Recorder) \$79.95
- ATARI 810 (Disk Drive) \$429
- ATARI 825 (80 Column Printer) \$569
- ATARI 830 (Acoustic Modem) \$149.95
- ATARI 850 (Interface Module) \$169.95
- BLUE CHIP (32K RAM Board) \$88.95
- ALIEN GROUP (Voice Disk) \$104.95

**ATARI SOFTWARE**

- ATARI CX4022 (Pac-Man) \$30.95
- ATARI CX4115 (Montage & Locom) \$17.95
- ATARI CX4006 (Super Breakout) \$33.95
- ATARI CX4002 (Basic Cartidge) \$43.95
- ATARI CX4013 (Astroids) \$31.95
- ATARI CX401 (Word Processor) \$109.95
- ATARI CX4011 (Star Raiders) \$55.95
- ATARI CX2107 (Stock Analysis) \$19.95
- ATARI CX4008 (Space Invaders) \$33.95
- AVAILON HILL SOFTWARE FOR ATARI \$24.95
- B-1 NUCLEAR BOMBER (Disk) \$14.95
- COMBAT 2500 (Disk) \$14.95
- MIDWAY CAMPAIGN (32K) \$17.95
- MOON PATROL (16K) \$19.95
- VOYAGER (128K) \$18.95
- DATA SOFT SOFTWARE FOR ATARI \$24.95
- ARCADE SHOOTOUT \$24.95
- CANYON CLIMBER (Disk) \$24.95
- CANYON CLIMBER (Cassette) \$24.95
- CLOTHES AND BALLOONS \$24.95
- PACIFIC COAST HIWAY \$24.95
- MICRO PAINTER (48K) \$24.95

**STEREO-TO-GO**

- SONY WALKMAN 6 Cass Stereo \$59
- SONY WALKMAN 5 Mini Walkman \$85
- SANYO MC-2 (AM/FM Cass Ster) \$65
- SANYO MC-50 (AM/FM/Cass Stereo) \$65
- AIWA PS202 (Cass/STER Auto Rev) \$88
- AIWA HS-02 (FM/Cass/Stereo) Rec \$145
- TECHNICS SAC-07 (SAB-7 PORT) \$159
- TOSHIBA XTR-1 (FM/Cass/Ster) \$175
- TOSHIBA XTR-5 (AM/FM/Cass/Ster) \$99
- TOSHIBA RP-55 (AM/FM/SW Stereo) \$59
- JVC PC-5 (Port Stereo) \$129

**VIDEO GAMES**

- ATARI CX-5200 (Video Game) \$199.95
- VICTREX Video Game \$199.95
- ATARI Video Game CX-2600 \$129.95
- MATTEL Intellivision Game \$199.95
- COLLEVISION (Video Game) \$179
- ASTROCADE (Video Game) \$229.95

**BLANK TAPES**

- Minimum order 12 Audio Tapes
- MAXELL UD-XL C-90 \$24.99
- MAXELL UD C-90 \$24.99
- TDK SA-90 \$33.99
- TDK SA-90 \$33.99
- TDI T-120 \$39.95
- MAXELL T-120 \$39.95
- FUJI T-120 \$10.48



# STEREO CATALOG and FM DIRECTORY

Get all the newest and latest information on the new McIntosh stereo equipment in the McIntosh catalog. In addition you will receive an FM station directory that covers all of North America.





SEND TODAY!

McIntosh Laboratory Inc. CE  
 East Side Station P.O. Box 96  
 Binghamton, N.Y. 13904-0096

NAME \_\_\_\_\_

ADDRESS \_\_\_\_\_

CITY \_\_\_\_\_ STATE \_\_\_\_\_ ZIP \_\_\_\_\_

If you are in a hurry for your catalog please send the coupon to McIntosh. For non rush service send the Reader Service Card to the magazine.  
CIRCLE NO. 31 ON FREE INFORMATION CARD

# Luxman RX-103 AM/FM Stereo Receiver



**T**HE Luxman RX-103 AM/FM stereo receiver has digitally synthesized AM and FM tuners and a rated audio output of 90 watts per channel into 8-ohm loads from 20 to 20,000 Hz with no more than 0.018% total harmonic distortion. It features a novel "Servo-Panel" that encloses the front-panel knobs when the set is off, and is retracted by a motor to expose them (together with some pushbutton controls) when it is turned on.

A large window displays the receiver's operating status. The RX-103 comes with a wireless (infrared) remote control unit that is capable of controlling a complete music system from this receiver. The system could include a cassette deck and record player.

The Luxman RX-103 is fairly large and heavy, measuring almost 18" in width and depth, and 6" in height. It weighs 34 pounds. The RC-103 remote control is 6 $\frac{3}{4}$ " L  $\times$  2 $\frac{3}{4}$ " W  $\times$   $\frac{3}{4}$ " D, and is powered by two "AA" cells. Suggested retail price \$1000.

**General Description.** The right half of the front panel is finished in satin gold, as are the knobs and buttons within its borders. With the receiver off, the panel is flush with the front surfaces of the knobs. When it is turned on, a whirring sound is heard as an internal motor retracts the right half of the panel about  $\frac{5}{8}$ ", leaving the knobs protruding by that amount and exposing a row of

slender pushbuttons across the bottom edge of the receiver.

The left half of the front panel is black, as are the numerous pushbuttons within its borders. A narrow, vertical section separating the gold and black panels contains several clear plastic buttons (internally illuminated) for tuning and program selection.

Within the black display window are a number of blue-white luminescent indicators, including a four-digit frequency readout, power output monitors calibrated from 0.01 to 100 watts into 8-ohm loads, a five segment signal-strength indicator, a tuning light that glows when a station is received, and lights showing FM stereo reception and the activation of the memory storage button. Red LEDs in the lower part of the window show the selected preset (memory) channel, which one of the two tape monitor circuits (or the normal source) is being heard, and whether the moving magnet (MM) or moving coil (MC) phono input has been selected.

There is also a status display for the Luxman "C.A.T." (Computer Analyzed Circuitry) system. This is a group of circuits that automatically optimize the FM tuner parameters to suit actual receiving conditions. A high-blend circuit, i-f bandwidth selector, "anti-birdie" (adjacent channel interference) filter, and antenna attenuator are independently activated, according to the received signal strength,

noise, and interference conditions. A red LED corresponding to each of these actions glows on the display panel when it is in operation. The C.A.T., as well as the remote control sensor on the panel, can be switched off by pushbuttons. A stereo phone jack is located below the display area.

The rear apron contains phono jacks for all the line-level inputs and outputs, insulated binding posts for two sets of speakers and both AM and FM antennas, and a removable, pivoting AM loop antenna that can be located as needed for best reception. Three of the four ac outlets are switched and there are separate pre-amplifier output and main amplifier input jacks, normally joined by an adjacent slide switch. DIN sockets permit the connection of the RX-103 to a Luxman cassette deck and turntable for integrated system operation with the remote control unit.

The tuning memory of the Luxman RX-103 has eight buttons that can be assigned to either of two memory banks (A and B) by alternate operations of another button. This permits a total of 16 FM frequencies to be stored in the memories. (Only one memory bank is usable for AM frequencies, but the total capacity of 16 FM and 8 AM channels is considerably greater than that of other receivers we have seen.)

The UP and DOWN tuning buttons step the tuning in increments of



200 kHz (FM) or 10 kHz (AM) each time they are pressed, and the scanning continues for as long as a button is held in. The tuner does not have the band-scanning, signal-seeking capability of some others, although a MEMORY SCAN function is activated when that button is pressed. This steps through the memory channels, pausing on each for 5 seconds unless the button is pressed again to halt the scanning.

The usual receiver control functions of tape monitoring from either of two decks, dubbing (only from Tape 2 to Tape 1), low and high cut filters, and FM mono/stereo selection (with the muting disabled in mono) are provided by the buttons below the "Servo-Panel." In addition, one button selects either the MM or MC phono input (the same input jacks are used for both, but the preamplifier gain and input termination are changed to suit the selected type of cartridge).

The tone-control knobs are center detented, as is the balance control. The loudness control of the RX-103 is unconventional. At one limit of the knob setting, there is no loudness compensation. Rotating it clockwise gradually adds the compensation which is introduced smoothly as the volume control setting is reduced. Optionally, the loudness knob can be adjusted at any given (fixed) volume setting to gradually add the desired amount of compensation.

The RC-103 remote control has 19 flat rectangular buttons, flush with its surface. Many of them relate to tape deck or record player functions. The power button switches the receiver on and off on alternate operations. Two large buttons raise and lower the volume smoothly, with the upper limit being set by the physical position of the receiver's volume control knob. Other buttons select the input source (AM, FM, PHONO, or AUX) and the tape monitor function. A scan button initiates (or halts) the automatic memory scan. Either memory bank can be selected, but there is no way to access any of the memories directly or to tune the receiver from the remote control unit. Finally, a muting button silences the receiver or restores its sound on alternate operations.

**Laboratory Measurements.** The FM tuner of the Luxman RX-103 had a Usable Sensitivity (mono) of 13.5 dBf (2.5  $\mu$ V). The stereo sensitivity was set by the switching (and muting) threshold of 19 dBf (5  $\mu$ V). The 50-dB quieting sensitivities (mono and stereo) were respectively 15 dBf (3  $\mu$ V) and 38 dBf (40  $\mu$ V). The S/N at a 65-dBf (1,000- $\mu$ V) input was 76 dB in mono and 70 dB in stereo, and the corresponding distortion measurements were 0.1% and 0.28%.

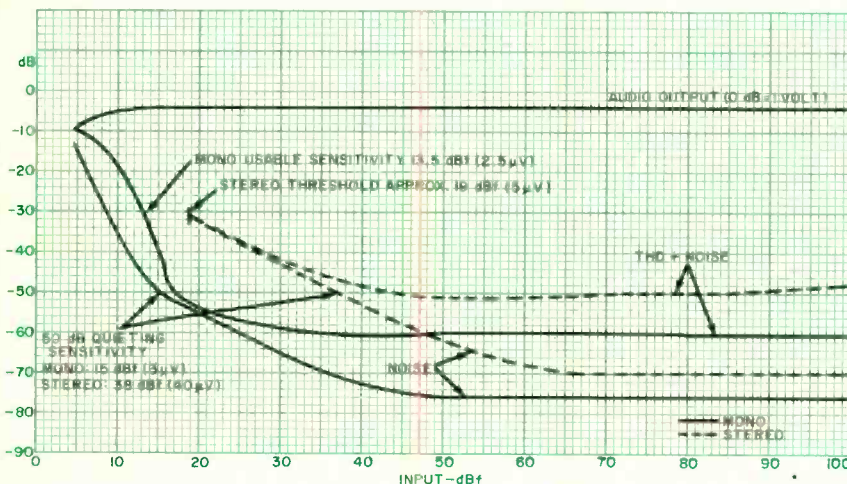
The stereo FM frequency response was +1.4/-0.4 dB from 30

to 15,000 Hz. Channel separation was about 40 dB in the midrange (100 to 5000 Hz), reducing slightly to 34 dB at 30 and 15,000 Hz. The capture ratio was an excellent 1 dB, and AM rejection was 66 dB. Alternate and adjacent-channel selectivity readings were 58 and 4.9 dB (in the wide or "normal" condition of the C.A.T. system). We measured the operating thresholds of the various C.A.T. functions, and found that the high-blend, narrow i-f bandwidth and (adjacent channel interference) filter all came on at about 4 to 6  $\mu$ V, while the r-f attenuator came on at about 350  $\mu$ V. No measurements were made with the C.A.T. operating. The FM stereo pilot carrier leakage into the audio was -66 dB, and the tuner hum level was -64 dB. The AM tuner frequency response was down 6 dB at 100 and 2700 Hz.

The audio amplifier output (1000 Hz) clipped at 101.5 W per channel into 8-ohm loads and 102 W into 4 ohms (for which the receiver is not rated). When we attempted to drive 2-ohm loads, the output waveform showed a large number of narrow spikes at its maximum levels, apparently from the operation of an internal current limiting circuit. The maximum unclipped output into 2 ohms was about 16 W per channel. The 8-ohm clipping headroom was 0.52 dB. With the tone-burst signal of the dynamic headroom test, the maximum output was 163 W into 8 ohms, 130 W into 4 ohms, and 16.4 W into 2 ohms. The 8-ohm dynamic headroom was 2.58 dB.

IHF-IM distortion, with 18- and 19-kHz input frequencies, was -87 dB for the second-order product at 1000 Hz, and -72 dB for the third-order products at 17 and 20 kHz (referred to 90 W). The amplifier slew factor was greater than 25, and it was stable with reactive simulated loudspeaker loads.

Distortion at 1000 Hz rose smoothly from less than 0.002% at or below 10 W to 0.013% at the rated 90 W. With 4-ohm loads, distortion was about 0.006% at 10 W, rising to 0.025% in the 50-to-90 W range. As expected, 2-ohm operation resulted in higher distortion as well as lower power, rising from 0.0055% at 1 W to 0.018% at 10 W



Noise and sensitivity curves for FM section of the RX-103.

and 0.025% at 15 W. Across the audio-frequency range, with 8-ohm loads, distortion was between 0.01% and 0.015% from 20 to 20,000 Hz. At reduced power outputs, the distortion was lower for frequencies under 15,000 Hz, and about the same as for full power between 15,000 and 20,000 Hz.

The tone controls had a moderate range, with the low frequencies affected principally below 300 Hz, and the high frequencies above about 5000 Hz. The filter slopes were 6 dB per octave, with -3-dB frequencies of 25 and 6000 Hz. At maximum setting of the loudness control, the response was boosted at both low and high frequencies over much of the volume control range. We were interested to find that adjusting the loudness knob at a fixed volume setting resulted in almost no change in frequency response over the first 25% of the knob rotation, and that the first 75% of the range

mV for MM and 0.018 mV for MC. The respective A-weighted noise levels (referred to 1 W) were -79 dB, -77 dB, and -69 dB. The phono (MM) input overloaded at levels from 188 to 220 mV, depending on the frequency.

**User Comment.** The actual listening performance of the Luxman RX-103 was excellent, as might be expected from its bench measurements. Since we could find nothing to criticize in its sound or, for that matter, in most aspects of its handling and operation, we will not comment further on those areas of its performance.

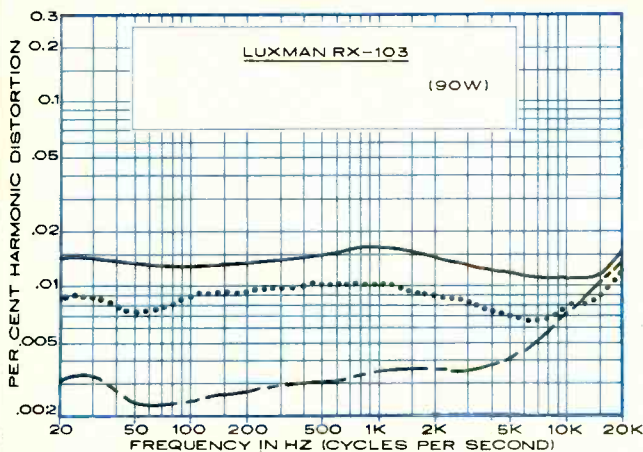
Nevertheless, there are some flaws in the design of this product that we cannot ignore. Normally, we prefer not to pass judgment on matters of styling, but we do make an exception when these factors actually interfere with function or add unnecessarily to cost.

Specifically, the "Servo-Panel" is a functionless feature, for which we cannot find any justification. It

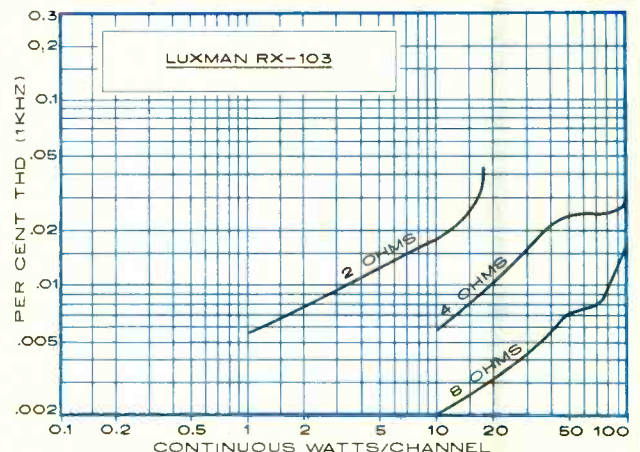
we were also annoyed to find that the knobs exposed by the retracting panel are evidently on long, unsupported shafts, giving them a loose, floppy "feel" inconsistent with the total image of the product (and with its actual construction, which is generally robust and solid).

The remote control is in many ways a genuine convenience. Still, it is strange that almost half of its functions are devoted to other Luxman products rather than the receiver. How much more useful it would have been if, instead of having turntable and tape recorder controls, it allowed one to tune the receiver remotely, or at least to select any of the preset memories at will.

Finally, we feel that the amplifiers of the Luxman RX-103 are somewhat "overprotected" by its internal current-limiting circuits. While it is probably impossible to damage the amplifier (we overdrove it and briefly shorted its outputs, which simply shut it down until the fault was removed), it is nevertheless disappointing to find a very



Harmonic distortion at three power levels.



THD at 1000 Hz, both channels driven, left measured.

affected only the low frequency response. In the final 25%, the lows were not increased further, but the high-frequency boost came in rapidly above 3500 Hz.

RIAA phono equalization was flat within +1/-0.5 dB from 20 to 20,000 Hz. The MM phono input termination was 46 kilohms in parallel with a relatively high capacitance of 275 pF.

Amplifier sensitivity (AUX) for a reference output of 1 W was 17 mV and the phono sensitivity was 0.23

could be dismissed as a mere oddity, except for the fact that it must have contributed significantly to the price of this receiver. Also, although we have no reason to question the reliability of the motor drive mechanism, the fact remains that it is mechanical and therefore subject to wear. The plight of an RX-103 owner whose panel remains extended can only be imagined! It can be pushed in manually, returning when released, but this is clearly inconvenient. On the aesthetic side,

husky amplifier that simply cannot drive a low-impedance speaker load.

Despite the negative nature of some of our comments, it is important to realize that this is, in most respects and for most users, a perfectly satisfactory product. It looks good and sounds good. We are only unhappy that it is not a lot better, which it easily could have been, and probably for less money.

—Julian D. Hirsch

CIRCLE NO. 101 ON FREE INFORMATION CARD



# LES SOLOMON ON COMPUTER HARDWARE



## Mixing and Matching Input/Outputs

**W**HEN you get ready to interface a peripheral to your computer, what's the first problem you face? Probably, it's how to match the mix of I/O parts that are available—TTL, RS232, and 20 mA. In short, you have to figure out a way to allow one to communicate with the other.

If you are ever caught in this fix, take a look at the accompanying illustrations. They show several ways to mix-and-match the three types of I/O.

If, for example, your computer has only TTL access and you need RS232, the circuits of A, B, and C give you a choice, while circuit D illustrates a simple way to convert RS232 to TTL.

On the other hand, if you run into a 20-mA/RS232 problem, then circuit E shows how to convert a 20-mA loop to RS232. The companion circuit shown in F illustrates how to convert an RS232 signal into a switch that can control a 20-mA loop.

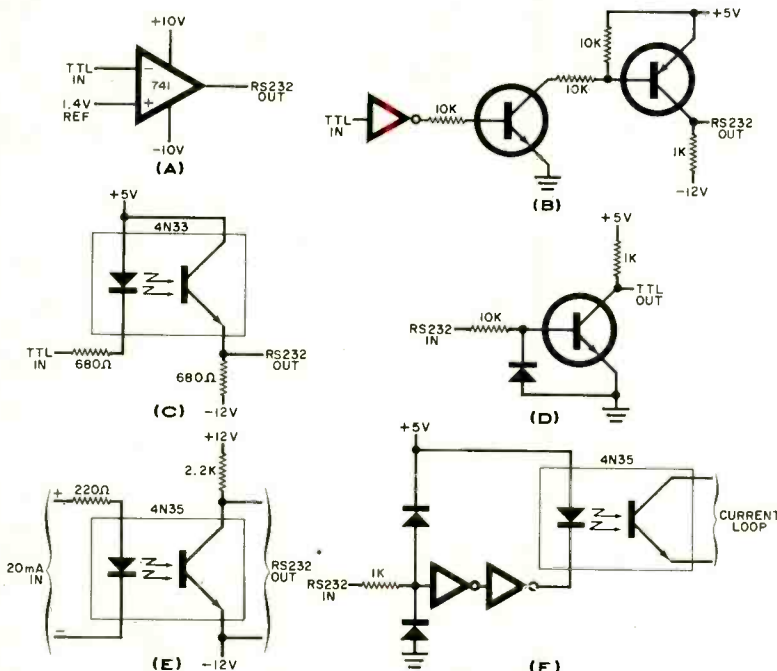
**Apple "Jukebox".** The Mega-Mate is a companion to the Apple II that uses a single conventional Apple drive in concert with 40 conventional diskettes all supported within a frame. A mechanical mechanism selects the desired diskette, opens the drive door, inserts the diskette,

and closes the drive door. This allows up to 5M-bytes of stored data to be accessed. The resident firmware allows accessing any desired diskette. The number of the diskette is displayed on a front-panel 7-segment readout. The unit can be locked. It will soon be available for the TRS-80 Models I and III. \$695. Additional diskette magazines are \$70. **Address:** Computer Products Inc., Suite 124, 9071 Metcalf, Overland Park, KS 66212 (Tel: 913-648-7849).

**IBM Controller.** The Asynchronous Communications Controller for the IBM Personal Computer is available with either one or two RS232 ports. It is fully compatible with IBM software and can be used with a modem. It automatically adds and removes start, stop, and parity bits while a programmable baud-rate generator operates between 50 and 9600 baud. It supports a variety of character formats including five, six, seven, or eight characters with 1, 1½, or 2 stop bits and a prioritized interrupt system. The controller runs standard IBM diagnostics. \$139 for one line, and \$199 for the two-line version. **Address:** Datamac Computer Systems, 680 Almanor Ave., Sunnyvale, CA 94086 (Tel: 408-735-0323).

**Apple Hard Disk.** The Starfire is a 5M-byte Winchester specifically designed for the Apple II. It can also be used with CP/M (SoftCard required), or Pascal. It can be partitioned into 16 separate areas each under control of a different operating system if desired. Each partition is independent, and can be of any size. Software includes an expanded version of DOS with volume names, write protection, auto-boot, rename, volume directory, freespace directory, catalog, search, and single keystroke operation. Other utilities include locking and unlocking files, deleting and undeleting files, copy and verify status display. An extensive backup utility is also provided. \$2495 with controller. A 10M-byte version is \$2995 with controller. **Address:** Corona Data


(Continued on page 30)



When interfacing RS232 to TTL, you can use the circuit at A, B, or C. To convert RS232 to TTL, try the circuit at D. Converting a 20-mA loop to RS232 can be done with E, while the circuit at F is for the reverse situation.

# Now! Learn on the latest... NRI training includes 25" Heath/Zenith color TV with state-of- the-art features

- 6-function infrared remote control
- space phone lets you answer or call from your chair
- microprocessor-controlled PLL varactor tuner
- 82 VHF/UHF, 35 cable channels
- 24-hour programmable channel selection
- electronic time display
- 4-speaker FM sound system
- choice of three cabinets at student discount





We've taken the finest, most advanced, most complete TV/Audio/Video course available and made it even better. Now NRI brings your training up to and even beyond today's technology with the exciting, advanced performance Heath/Zenith Model 2501 TV. Now you can learn how to service even the latest circuitry on the most expensive TV sets as you assemble and perform experiments on your Heathkit/Zenith. Only NRI combines such complete training with such up-to-date equipment.



Choice of specialty training on TV, stereo, or VCR

### Choice of Three Specialties

And only NRI gives you the opportunity to specialize in any of three areas. You get the same complete training covering TV, audio systems, and video recorders, but you select your own specialty for practical, hands-on training.

You can choose to build the Heath/Zenith color TV; specialize in audio systems and build your own AM/FM stereo system; or take your bench training with remote-controlled videocassette recorder featuring NRI training on videotape. No matter

which specialty you elect, your practical training also includes experiments and demonstrations with the exclusive NRI Discovery Lab® and your own professional digital multimeter. All equipment is yours to use and keep.

### Learn in Your Spare Time

No need to quit your job or tie up your evenings with night school...no classroom competition or rigid schedules. NRI trains you in your own home at your convenience. You're a class of one with complete course materials, practical training on the latest equipment, and the backing of a full staff of professional electronics educators. NRI brings it all to you.



Practical training on a real state-of-the-art TV using professional equipment

### The Professional's Choice

A million and a half students have already chosen the NRI way. And over half the practicing TV service technicians in the U.S. have advanced their careers with convenient home training. Among them, it's NRI 3 to 1 over any other school (summary of national survey on request).

### Free Catalog... No Salesman Will Call

Get all the facts on complete, convenient NRI training. See all the equipment, look over complete lesson plans, check out our convenient time payment plans. And see the many other opportunities in fields like Microcomputers, Electronic Design, Communications Electronics, and more. Send postage-paid card and see what advanced training is all about. If card has been removed, please write to us.



**NRI Schools**  
McGraw-Hill Continuing  
Education Center  
3939 Wisconsin Ave.  
Washington, D.C. 20016  
1-023

**We'll give you tomorrow.**

# TS1000-ZX81

OWNERS



WIN \$20,000 or more

KRAKIT™ is an adventure and a treasure hunt for the ZX81 and TS1000 computers. The bank account and prize money actually exist. Be the first to crack the puzzle and the prize is yours. Only one prize will be awarded.

### SOLVE 12 CLUES LIKE THIS!

Where it all began. Where the torch was first lit. Where muscles and sinews strain. Where our heros win acclaim. Where the symbols hold the key.

KRAKIT™ consists of 12 clues on a ready-to-run ZX81 or TS1000 cassette tape (16k RAM). The answer to each clue is the name of a country, a city or town, and a number. If you are the first qualified entrant to solve all 12 clues and declared the winner, you receive two tickets to the city of the secret KRAKIT™ vault location. When you arrive at that location, a check for a minimum amount of \$20,000.00 (U.S.) will be presented to you. The amount of the prize money is augmented weekly.

### TS1000-ZX81

#### RULES

1. The first qualified entrant to be confirmed by the judges to have completed all the clues correctly is the winner.
2. There will be one winner only.
3. No persons connected to International Publishing & Software Inc. or their families are eligible to enter KRAKIT™.
4. This offer is not valid where prohibited by law.
5. Due to the confidential nature of KRAKIT™ we regret we are unable to enter into any individual correspondence. All the required information, including how to claim the prize, is on the computer tape.
6. The winner will be required to sign an affidavit of compliance with these rules.



INTERNATIONAL PUBLISHING & SOFTWARE INC.  
P. O. BOX 1654, BUFFALO, N. Y. 14216



Mail to:  
INTERNATIONAL PUBLISHING & SOFTWARE INC.  
P. O. BOX 1654, BUFFALO, N. Y. 14216

Please send \_\_\_\_\_ copies of KRAKIT™  
at \$19.95 plus \$1.50 shipping.

Total \_\_\_\_\_ enclosed is  check  money order

Charge to  Visa  Mastercard

Number \_\_\_\_\_

Expiry \_\_\_\_\_ Signature \_\_\_\_\_  
Please Print

Name \_\_\_\_\_

Address \_\_\_\_\_

City \_\_\_\_\_ State \_\_\_\_\_ Zip \_\_\_\_\_

Allow 2 weeks for personal checks.

Dealer inquiries welcome.

...*HARDWARE* (from p. 25)

Systems Inc., Suite 110, 31324 Via Colinas, Westlake Village, CA 91361 (Tel: 213-706-1505).

**Advantage Hard Disk.** The Advantage stand-alone computer is now available with an integrated 5¼", 5M-byte, Winchester disk storage system that replaces one of the system's floppy disk drives. The system with 5M-byte of hard disk, and one 360K floppy is now available for \$6599. **Address:** North Star Computers, Inc., 14440 Catalina St., San Leandro, CA 94577 (Tel: 415-357-8500).

**Photo Transmission by Computer.** The PhotoCaster permits color or monochrome photos taken with a conventional TV camera to be displayed, processed, and, using a self-contained modem, sent between Apple computers over conventional telephone lines. With an 8-second/photo time, the device allows adding titles and graphics, creation of special video effects, and image enhancement. A high-resolution graphics dump routine provides hard copies. Monochrome photos are processed with a resolution of 128 × 128 pixels and 16 levels of gray. Requires an Apple II

with 48K of RAM and one drive. The board is slot independent. The PC-100 PhotoCaster is \$499.95, plus shipping. **Address:** Commsoft, Inc., 2452 Embarcadero Way, Palo Alto, CA 94303 (Tel: 415-493-2184).

**IBM Controller.** Available in both single- and dual-channel models, the controller features a rotating jumper plug to ease communications cabling by switching the transmit and receive signals in the connector and programmable baud rates from 50 to 19,200. The dual-channel option allows an efficient use of limited computer space in applications where one part drives a modem and the other a serial printer. Fully IBM compatible, the controller supports 5-, 6-, 7-, or 8-bit characters with 1, 1½, or 2 stop bits, even or odd, or no parity. A full prioritized interrupt system controls transmit, receive, error and modem status change interrupts while diagnostic capabilities provide loopback functions. Full duplex is supported, and double buffering eliminates precision synchronization. The single-channel controller is \$130; the double-channel is priced at \$195. **Address:** Personal Systems Tech., Inc., 22957 La Cadena, Laguna Hills, CA 92653 (Tel: 714-859-8871). ◇



The PhotoCaster transmits photos between Apple Computers.



# Security Sale!

System Price  
**129<sup>95</sup>**

Reg. Separate Items 149.30



## Save \$19.35 on Radio Shack's Home Burglar Alarm System

Save now on this perimeter alarm system package and protect your home with the same type of security system used by professionals. Everything you need for easy, do-it-yourself installation of full 24-hour protection is included. Alarm system panel. 100 feet of twisted wire. High-security key lock. Four magnetic switches for up to four windows or doors. And an electronic siren. It's so versatile—you can actually "custom-design" your system and expand your coverage any time. Add vibration sensors, glass-breakage detectors, security dialers and any of Radio Shack's complete line of security devices. Get up to ten arm/disarm key switches for different entrances. The system features two loops. One activates the alarm instantly, the other provides adjustable

0-45-second entry and exit delays. And there's a panic switch circuit that's armed 24-hours a day for emergencies. Alarm shuts off after five minutes, then resets automatically. Four LED indicators in the all-steel control unit show system status at a glance. Power-on and arm/memory LEDs assure you that the system is armed and working properly, and the loop indicator lights when all circuit detectors are in their normal state. It lets you know if you left a window or door unprotected. U.L. listed. With a battery backup system in case of a power failure. Separate battery and bell test buttons and battery indicator. Come in to Radio Shack today and see our complete security line for low-cost, whole-house protection for your family, home and property!

# Radio Shack®

A DIVISION OF TANDY CORPORATION

Retail prices may vary at individual stores and dealers. Batteries extra.

[www.americanradiohistory.com](http://www.americanradiohistory.com)

## STAN VEIT ON COMPUTER SOFTWARE



### *Micro-Mainframes Must Have Humongous Memories*

I RECENTLY requested a review copy of Concurrent CP/M-86 for the IBM-PC. Digital Research told me that it would be glad to send me one and asked how much memory I had in my PC. "Oh, plenty," I said. "I've got 128K!" "Sorry," said the representative from DRI. "You need at least 320K!"

Well, I do have a 256K memory board in my computer with 64K of RAM on it; but I suppose I will have to populate it much sooner than I ever thought I would. This is not a commentary on Concurrent CP/M-86. The point is, rather, that we are building software systems that use huge amounts of memory just to hold the operating system—to say nothing of the applications software and the resulting data. As a consequence, our computers are turning into micro-mainframes with megabytes of memory. I don't know if this is a good idea, as I'll explain.

Most micros don't have parity checking or other systems for checking for bad memory conditions during operation. The IBM-PC does use a parity bit, but there is no way to work around a bad bit if one occurs. So we roll along building bigger and more complicated software systems to use on comput-

ers that can run them, which is fine if everything goes OK.

It is no wonder that many software applications developers are turning to Forth, which uses the minimum memory required for any application. During the next few months, I will be looking at the memory utilization of the various software systems I review. This is a parameter I hadn't thought about before and which hasn't really been addressed since we emerged from the world of 8K memory boards.

I've been going to a lot of press conferences lately, called by manufacturers to introduce new computer equipment. The stock phrase at many of these affairs is "IBM compatible." In fact, they talk more about the IBM-PC than their own new machine! However, when you examine the so-called compatibility, it disappears! Sure they run MSDOS or CP/M-86, and they can use some of the same software that has been released for the IBM-PC, but when you ask the big question, "Can I take a diskette out of my IBM-PC and put it into your disk drive and run it?" they hem and haw.

Let's define "software compatible" to include disk format compatibility, otherwise it is meaningless to the user. It must include the function "transportability," or it is not compatible. This applies not only to the IBM-PC, but to all the new machines coming onto the market. I recently heard a sales person for a new computer say that his computer system was compatible with the Xerox 820 *single-density* format. Great! What he didn't say was that this format left no room on the disk for applications and data. That's why Xerox went to double-density. Let the buyer be wary.

One interesting and little-known fact about the IBM-PC compatibility advertised by several manufacturers is that the IBM-PC has three kinds of BASIC. The first is ROM-based and only has I/O capability with the almost-never-used cassette system. The second is a simple disk BASIC that uses most of the ROM

BASIC and adds disk I/O and graphics. The third called BASICA is the complete IBM BASIC with all the "bells and whistles." Now the interesting thing about BASICA is that it is not completely contained on the IBM-PC DOS diskette that it is loaded for. It uses much of the ROM BASIC that is in the machine. Now this ROM is only licensed to IBM by Microsoft. They sell something called MSBASIC to go with the MSDOS licensed to other manufacturers. It is *almost* the same as BASICA (called GW BASIC by Microsoft for Gee Wiz!) but it lacks the interface to IBM-PC features.

We called several of the "IBM-PC compatible" manufacturers to find out what they were doing about this. We only got an answer from Columbia Data Products which said it was aware of the problem and has "patches" to MSBASIC to do the same thing, but will introduce its own BASIC at Comdex 1982. It feels this will take care of the problem.

**WordStar for CP/M-86 and MSDOS.** Micropro International has announced the availability of WordStar, SpellStar, and Mail Merge for 16-bit computers using CP/M-86 and MSDOS. Each of these products will be priced at \$250. WordStar is the most popular word-processing system for PC/M-80 computers and has recently been configured for the IBM-PC computer under PCDOS.

Micropro will release these new versions on 8" "standard" disks. We think this is somewhat strange since most of the computers now using CP/M-86 and MSDOS use some form of 5¼" disks! However, they all use different formats so Micropro has taken the easiest way out.

**Business Software for the Otrona.** The Accounting Plus package from Systems Plus (Palo Alto, CA) has been adapted for the portable Otrona Attache Computer. This package consists of modules



# VIC20™ PERSONAL COMPUTER

(List Price \$299)

## SALE!

# \$149<sup>00</sup>

(when you buy 6 tape programs at sale prices)



- We Love Our Customers Our Prices and Service Prove It!
- One Day Delivery Express Mail

**We Have Commodore 64 Computers In Stock**

- Commodore 64 Programmers Reference Guides Free With Purchase
- Over 500 Programs To Choose From
- Free Catalogs

You get the COMMODORE VIC-20 Computer for only \$149.00 when you buy 6 tape programs on sale for only \$69.00. These 6 tape programs list for \$98.00 to \$132.00! You can choose one of these three tape program packs: 6 GAME program pack \$69.00 (Alien Invasion, Target Command, Artillery, Chase, Snake Out, Cattle Round Up). 6 HOME FINANCE program pack \$69.00 (Check Book, Calculator, The Budgeter, Home Inventory, Income Tax, Utility Bill Saver). 6 SMALL BUSINESS program pack \$69.00 (Accountant, Accounts Receivable and Payable, Inventory, Order Tracker, Estimating and Bidding, Appointments).

### 33K COMMODORE VIC \$239 WITH 2½ TIMES MORE POWER

For only \$239.00 you get the COMMODORE VIC-20 Computer plus WE ADD 8,000 BYTES OF USER MEMORY to give you 2½ TIMES MORE PROGRAMMING POWER! This powerful full-sized extra featured computer includes the 6502 microprocessor (LIKE APPLE) 20,000 bytes ROM with a 16K extended LEVEL II Microsoft BASIC, 13,000 bytes RAM, a total of 33,000 bytes memory, plug in expandable to 60,000 bytes, 66 key typewriter professional expanded keyboard with graphic symbols on keys, color command keys, high resolution graphics, 512 displayable characters, text display is 22 lines 23 characters, sound and music, real time, upper lower case, full screen editing cursor, floating point decimal and trig functions, string arrays, scrolling, multi statement lines, file management, PEEK AND POKE. Assembly machine language is available. We have easy to use self teaching books and programs. Accepts TAPE-DISK AND PLUG IN CARTRIDGES, connects to any TV, includes AD adaptor, R.F. modulator, switch box, self teaching instruction book, comes in a beautiful console case.

### 41K COMMODORE VIC \$279 WITH FOUR TIMES MORE POWER

For only \$279.00 you get the 41K COMMODORE VIC with 400% MORE PROGRAMMING POWER THAN VIC-20! We add 16,000 bytes user memory to the VIC-20. You get a total of 41,000 bytes memory (20,000 bytes ROM, 21,000 bytes RAM and extended LEVEL II BASIC) plus all the extra features listed!

### 49K COMMODORE VIC \$319 WITH SIX TIMES MORE POWER

For only \$319.00 you get the SUPER POWERED 49K COMMODORE VIC with 600% MORE PROGRAMMING POWER than VIC-20! We add 24,000 bytes user memory to the VIC-20. You get a total of 49,000 bytes memory (20,000 bytes ROM, 29,000 bytes RAM and extended LEVEL II BASIC) plus all the extra features listed!

### TRACTOR-FRICTION PRINTER \$399

This all new COM-STAR deluxe line printer, prints 8½" x 11" letter quality full size, single sheet, roll or fan fold computer paper, labels, etc. 40, 66, 80, 132 columns. Impact dot matrix, bi-directional, 80 CPS. Includes special cable that plugs direct into the VIC-20 printer port — no other costly interface is needed! List \$599. Sale \$399.

### SUPER 10" COM-STAR PRINTER \$499

Has all the features of the COM-STAR printer shown above, PLUS! 10" carriage, 100 CPS, Dot addressable bit image graphics, 2.3 buffer, 18 character sets, 40, 48, 66, 80, 96, 132 columns, prints true descender, super and subscript, underlining. Includes special cable to plug into the VIC-20 printer port. List \$699. Sale \$499.

### 60K MEMORY EXPANDER \$89

Allows memory expansion to 60K total (20K ROM and 40K RAM). Has six slots to add six cartridges — you can switch select any combination of memory or programs. Stop and start any program with reset button, you don't have to remove cartridges or turn off computer. This expander is a must to get the most out of your VIC-20 Computer!

### PLAY ATARI GAMES ON VIC-20 \$79.

WOW!! Plug in our new "GAME LOADER" and you can play all ATARI video game cartridges, Activision, Imagic M-Network on your VIC-20 computer. List \$99. Sale \$79.

### LOW COST PLUG IN EXPANSION

Accessories plug in direct to this computer, extra RAM memory, data cassette, telephone modem \$99.00, deluxe 80 column printer \$399.00, 170K disk drive \$349.00 all plug in direct! You do not have to buy an expensive expansion interface!!

### WE HAVE THE LOWEST PRICES

We sell direct to customers and you save the profit margin normally made by computer stores, department stores and distributors, we are willing to take a smaller margin to develop volume. WE LOVE OUR CUSTOMERS — OUR PRICES PROVE IT!

### IMMEDIATE REPLACEMENT WARRANTY

If your computer fails because of warranty defect within 90 days from date of purchase, you simply send your computer to us via United Parcel Service prepaid. We will "immediately" send you a replacement computer at no charge via United Parcel Service prepaid. This warranty applies to all products we sell because WE LOVE OUR CUSTOMERS!!

### 15 DAY FREE TRIAL

#### DON'T MISS THIS SALE - ORDER NOW

- VIC-20 for only \$149. plus \$69. for 6 pack of programs Specify pack wanted \_\_\_\_\_
- 33K-VIC for only \$239.
- 41K-VIC for only \$279.
- 49K-VIC for only \$319.
- Tractor Friction Printer \$399.
- Super 10 Printer \$499.
- 60K Memory Expander \$89.
- Game Loader—Atari \$79.

We ship C.O.D. and honor Visa and Master Card.

Name \_\_\_\_\_

Address \_\_\_\_\_

City \_\_\_\_\_

State \_\_\_\_\_ Zip Code \_\_\_\_\_

VISA  MASTER CARD  C.O.D.

Credit Card No. \_\_\_\_\_

Expiration Date \_\_\_\_\_

Add \$10.00 for shipping, handling and insurance. Illinois residents please add 6% tax. Add \$20.00 for CANADA, PUERTO RICO, HAWAII orders. WE DO NO EXPORT TO OTHER COUNTRIES.

Enclose Cashiers Check, Money Order or Personal Check. Allow 14 days for delivery, 2 to 7 days for phone orders, 1 day express mail!

Canada orders must be in U.S. dollars.

**GET \$150 FREE SOFTWARE WHEN YOU BUY A COMMODORE 64 COMPUTER!!**

# PROTECTO ENTERPRIZES

(FACTORY-DIRECT)

BOX 550, BARRINGTON, ILLINOIS 60010  
Phone 312/382-5244 to order

CIRCLE NO. 40 ON FREE INFORMATION CARD

...SOFTWARE

covering accounts receivable, accounts payable, purchase order system, sales order entry, inventory control, and utilities. Accounting Plus is designed for a company that sells products on a day-by-day basis.

**Z-100 Utility Program.** Comput-

er Palace has created a Printer Screen Graphics program for the Zenith Z-100 Computer. The \$39.95 Utility Program will make a black-and-white copy of anything on the screen. It currently supports the Epson MS-80 and MS-100 as well as the MPI99G printers. **Address:** Computer Palace, 115 Shorewood Dr., Menomonie, WS 54741.


**Software for Sony Computer.**

Sony intends its new desktop computer, the SMC-70, to be amply supplied with software when it is released. The SMC-70 uses the Sony 3 1/2" disk and has color graphics. The operating system will be CP/M-80 version 2.2 with color graphic enhancements. Language support will include Digital Research's CB80, a compiled Business Basic, as well as an interpretive Sony BASIC that supports color graphics, sound, and video disk features. Pilot Plus is another language that will be supported. Other software publishers who have adapted their products to the Sony format include: Visicalc from Visicorp, Condor Data Base Management system and the Structured Systems Accounting Systems. Sony also will issue communications software to enable use of Compuserve, the Source, Dow Jones, and other networks. Sony intends to publish a software catalog listing all the software converted to run on its 3 1/2" disk format. **Address:** Att: Harvey Lawner, Sony Microcomputers, 7 Mercedes Dr., Montvale, NJ 07645.

**CP+ The CP/M Manager.** Tarus Software has a super utility for CP/M users. It eliminates the jargon and complicated CP/M commands, replacing them with simple English messages and single keystrokes. For example, to copy a disk, you eliminate PIP A:=B: PROGRAM. TEXT [V], and replace it with a keystroke, which brings up the message "CP PLUS DISK FILE COPY" "YOUR CURRENT DISK IS DRIVE A: DRIVE TO COPY TO? B" "FILE NAME OF FILE TO BE COPIED? PROGRAM. TEXT"

CP+ offers HELP for the user when needed and lets him control the printing of computer output through print. This allows the user to call for the next print job while the printer is printing the previous one. CP+ takes about 15 minutes to install and it runs on CP/M versions 1.4 or 2.2. It can be used on just about all the computers that use CP/M-80. I recommend this package to all new users of CP/M. Even for those who can never unlearn the CP/M commands originally drilled into them, this program has enough

## AUDIO CRITICS RAVE ABOUT THE V15 TYPE V:



"Our tests show that the Shure V15 Type V not only lives up to the claims made for it, but in virtually every respect OUTPERFORMS the best cartridges we have previously tested....It is hard to imagine how the V15 Type V could be improved significantly. It offers the MOST PERFORMANCE in the most areas, plus the most convenience and safety in installation and operation." — **Julian Hirsch, Stereo Review, June, 1982**

"... (The V15 Type V) is definitely the FINEST pickup Shure has ever made, which makes it one of the finest ever made, period." — **High Fidelity, July, 1982**

"... In a world of audiophile discs with demanding tracking requirements, the Shure V15 Type V KEEPS AHEAD of the times." — **Rich Warren, Chicago Sun-Times, June 4, 1982**

"(The V15 Type V) REDEFINES its maker as a pioneer in cartridge

design not only from the beginnings of micro-groove technology but well into the future of the LP disc." — **FM Guide (Canada), June, 1982**

"... It may be safe to say that this cartridge's excellent tracking ability is NUMBER ONE in the world. Provides exquisite and elaborate sound." — **Swing Journal (Japan), May, 1982**

Find out why the critics are so excited: Send for free fact-filled brochure AL694A.

# SHURE®

Call for the name of the dealer nearest you  
**800-323-6556.** Ask for Dept. R15.  
In Illinois: 800-942-6345. Ask for Dept. R15.



Shure Brothers Inc., 222 Hartrey Avenue, Evanston, IL 60204

CIRCLE NO. 45 ON FREE INFORMATION CARD



computer mail order west

computer mail order east



**400**  
**16K..... \$269**  
**32K..... \$349**  
**48K..... \$429**

**800 — 48K**  
~~\$369~~ **call**

410 Recorder.....	\$ 76.00
810 Disk Drive.....	\$449.00
822 Printer.....	\$269.00
825 Printer.....	\$589.00
830 Modem.....	\$159.00
820 Printer.....	\$259.00
850 Interface.....	\$169.00
CX40 Joysticks (Pair).....	\$ 18.00
CX853 Atari 16K Ram.....	\$ 77.95

Microtek 16K Ram.....	\$ 74.95
Axlon Ramdisk (128K).....	\$429.95
Intec 48K Board.....	\$159.00
Intek 32K Board.....	\$ 74.00
One Year Extended Warranty.....	\$ 70.00
CX481 Entertainer Package.....	\$ 69.00
CX482 Educator Package.....	\$130.00
CX 483 Programmer Package.....	\$54.00
CX 484 Communicator Package.....	\$344.00
Atari 800 Dust Cover.....	\$6.99
Atari 400 Dust Cover.....	\$6.99
Atari 810 Dust Cover.....	\$6.99

# PERCOM

**Disk Drives For Atari Computers**  
 S1 Single Drive ..... \$589.00  
 A1 Add-on Drive ..... \$339.00  
 S2 Dual Drive ..... \$879.00  
 Single Side Dual Head ..... \$679.00  
 Dual Drive Dual Head ..... \$1046.00



## U-SCI

**MICRO-SCI Disk Drives For Franklin & Apple**



A2.....	\$319.00
A40.....	\$369.00
A70.....	\$499.00
C2 Controller.....	\$79.00
C47 Controller.....	\$89.00

### ATARI

Pac Man.....	\$35.00
Centipede.....	\$35.00
Caverns of Mars.....	\$32.00
Asteroids.....	\$29.00
Missile Command.....	\$29.00
Star Raiders.....	\$35.00

### DATASOFT

Pacific Coast Highway.....	\$25.00
Canyon Climber.....	\$25.00
Tumble Bugs.....	\$25.00
Shooting Arcade.....	\$25.00
Clowns and Balloons.....	\$25.00
Graphic Master.....	\$30.00
Graphic Generator.....	\$13.00
Micro Painter.....	\$25.00
Text Wizard.....	\$89.00
Spell Wizard.....	\$64.00
Bishop's Square.....	\$25.00

### ON-LINE

Jawbreaker.....	\$27.00
Softporn.....	\$27.00
Wizard and the Princess.....	\$29.00
The Next Step.....	\$34.00
Mission Asteroid.....	\$22.00
Mouskattack.....	\$31.00

### SYNAPSE

File Manager 800.....	\$79.00
Chicken.....	\$26.00
Dodge Racer.....	\$26.00
Synassembler.....	\$30.00
Page 6.....	\$19.00
Shamus.....	\$26.00
Protector.....	\$26.00
Nautilus.....	\$26.00
Slime.....	\$26.00
Disk Manager.....	\$24.00

### K-BYTE

Krazy Shoot Out.....	\$32.00
K-razy Kritters.....	\$32.00
K-razy Antics.....	\$32.00
K-star Patrol.....	\$32.00

**STICK STAND**  
**\$6<sup>99</sup>**



### VISICORP

**For Apple, IBM, Franklin**

Visidex.....	\$189.00
Visifile.....	\$189.00
Visiplot.....	\$159.00
Visiterm.....	\$189.00
Visitrend/Plot.....	\$229.00
VisiSchedule.....	\$229.00
Desktop Plan.....	\$189.00
VISICALC.....	\$179.00

for Apple II plus, Atari, CBM & IBM	
The Home Accountant (Apple/Franklin).....	\$59.00
The Home Accountant (IBM).....	\$119.00
1st Class Mail.....	\$59.00

### Continental

### FLOPPY

**DISKS**  
**Maxell**

MD I (Box of 10).....	\$36.00
MD II (Box of 10).....	\$46.00
MFD I (8").....	\$44.00
MFD II (8" Double Density).....	\$54.00

### Verbatim

5 1/4" SS DD.....	\$26.00
5 1/4" DS DD.....	\$36.00

### Elephant

5 1/4" SS DD.....	\$19.99
-------------------	---------


### TIMEX

**TIMEX SINCLAIR 1000**

**LOWEST PRICE EVER!**  
**\$89.00**

We also carry Eagle, Hewlett Packard, Televideo, Sharp, NEC, Commodore and a complete line of printers.

## FRANKLIN ACE 1000



64K Personal Computer Hardware, Software and peripheral compatible with the Apple II and even has some features not found on the Apple.

### MONITORS

#### AMDEK

300G.....	\$169.00
Color I.....	\$339.00
Color II.....	\$699.00
Color III.....	\$429.00

#### BMC

12" Green.....	\$ 85.00
13, Color 1400.....	\$279.00
13" Color 1401 (Mid Res).....	\$369.00

#### ZENITH

ZVM 121.....	\$ 99.00
--------------	----------

#### SHARP

Sharp 13" Color TV.....	\$275.00
-------------------------	----------

#### PANASONIC

TR-120 MIP (High Res. Green).....	\$159.00
CT-160 Dual Mode Color.....	\$299.00

**west**  
**800-648-3311**  
 IN NV. CALL (708)888-8884  
 P.O. BOX 8888, STATELINE, NV. 89448

**east**  
**800-233-8950**  
 IN PA. CALL (717)387-8878  
 477 E. THIRD ST., WILLIAMSPORT, PA. 17701

In-stock items shipped same day you call. No risk, no deposit on C.O.D. orders. Pre-paid orders receive free shipping within the continental United States with no waiting period for certified checks or money orders. Add 3% (minimum \$3.00) shipping and handling on all C.O.D. and Credit Card orders. NV and PA residents add sales tax. All items subject to availability and price change. **NOTE:** We stock manufacturer's and third party software for most all computers on the market! Call today for our new catalogue.



## Star Micronics **GEMINI-10**



**\$419.88 UPS DELIVERED**

- 100 characters per second, bi-directional, logic-seeking printhead action (48 lines/min.) with 2K print buffer, expandable to 4K on-board
- 9 x 9 matrix produces proportional, 10, 12, 17 cpi with true descenders, double width, double strike, italics, & special graphics characters
- 120 x 144 hi-resolution dot-addressable graphics matrix
- Subscripts, superscripts, underlining, backspace, plus 2K user-programmable character ROM, perf skip, vert/horz tabs
- Friction/tractor standard; handles 3-part forms (8.5")

### PRINTERS

Anadex DP-9501A	\$1409.88
Anadex DP-9629A	\$1499.88
Centronics 192-1	\$899.88
Centronics 192-3	\$949.88
Centronics 352	\$1649.88
Centronics 353	\$2324.88
C. Itoh Prowriter w/RS-232C	\$499.88
C. Itoh Prowriter 2 w/RS-232C	\$609.88
C. Itoh Prowriter 2	\$734.88
C. Itoh Prowriter 2	\$789.88
C. Itoh F-10 Starwriter 40 cpi Parallel or RS-232C	\$1499.88
C. Itoh F-10 Printmaster 50 cpi Parallel or RS-232C	\$1799.88
F-10 Tractor	\$289.88
Daisywriter 2000	\$1089.88
Daisywriter Tractor	\$149.88
Daisywriter Cable	\$49.88
Diablo 620	\$1269.88
Diablo 630	\$1969.88
Diablo 630 KSR	\$2694.88
630 Tractor	\$314.88
DMP-85 Printer	\$469.88
IDS Micropism	\$679.88
IDS Prism 80	\$1104.88
above w/graphics	\$1339.88
above w/sheetfeed	\$1459.88
above w/4-color	\$1539.88
IDS Prism 132	\$1269.88
above w/graphics	\$1339.88
above w/sheetfeed	\$1459.88
above w/4-color	\$1699.88

### PRINTERS

Microline 80	\$349.88
Microline 82A	\$439.88
80/82A Tractor	\$59.88
82A Roll Paper Holder	\$49.88
Microline 83A	\$694.88
82A/83A Otagraph ROM	\$44.88
Microline 84 w/graphics & tractor	
Parallel, 200 cpi	\$1044.88
RS-232C, 200 cpi	\$1164.88
NEC PC-8023A	\$509.88
NEC 3510	\$1929.88
NEC 3530	\$1809.88
NEC 3550	\$2199.88
3500 Tractor	\$239.88
Qume Sprint 9/45	\$2109.88
Smith Corona TP-1	\$599.88
10 or 12 cpi, parallel or RS-232C	

CALL FOR PRICES on Epson, DIP, MPI, Datasouth, & other printers.

### MODEMS

Hayes 300 Baud	\$234.88
Hayes 1200 Baud	\$569.88
Hayes Micromodem-II	\$299.88
w/Software	\$329.88
Novation Apple Cat 1200	\$579.88
Novation Apple Cat 300	\$334.88
Novation 1200 Upgrade	\$324.88
Novation Auto Cat 300	\$224.88
Novation Auto-Cat 1200	\$569.88
Novation Cat	\$159.88
Novation D Cat	\$159.88
Signalman Mark 1	\$89.88

Monitors, cables, IBM PC & Apple/Franklin hardware & software also available. Call for more information.

**Information & Orders**  
**(603)-881-9855**



Orders Only: (800)-343-0726

**NO HIDDEN CHARGES**

FREE UPS shipping on all orders—No extra charge to use credit cards—All equipment shipped factory fresh with manufacturer's warranty—COD orders accepted (\$10 fee) No purchase orders accepted—No foreign or APO orders accepted—Minimum \$50 per order—This ad prepared in November; prices subject to change.

HIGH TECHNOLOGY AT AFFORDABLE PRICES

**THE BOTTOM LINE**

MILFORD NH 03055-0423

CIRCLE NO. 7 ON FREE INFORMATION CARD

to offer to make it worthwhile. To those just starting with the 16-bit generation of computers, Tarus Software is releasing a version to be used with CP/M-86 at the Comdex Fall 82 show. This should be in the stores when you read this. Address: Tarus Software, 870 Market St., San Francisco, CA.

**CP/M Plus Enhances 8-Bit Micros.** Digital Research Inc., "owners" of the popular disk operating system, CP/M, announce release of Version 3.0 of the 8-bit version called CP/M-80. They have renamed this CP/M Plus because it adds features designed to enhance both existing computers and new 8-bit designs to take advantage of the increase in memory size made possible by cheap, large-scale memory chips and extended addressing schemes. Also has the ability to use CP/M on the new hard disks in the megabyte range.

Other features of CP/M Plus (Version 3.0) are error trapping and recovery. It allows application programs to trap system errors and then use plain English to instruct users on how to correct the errors. No more "BDOS ERROR ON B:!" Thank DRI!

There is also an automatic log-in feature that eliminates the need to reset with CTRL C every time a disk is changed. Complementing all these goodies is a new console I/O redirection facility. Without changing the application program, this feature allows input to come directly from a file or output to be written directly to a file (no more I/O Byte). CP/M Plus now supports up to 16 disk drives, totaling 512 megabytes of storage each with file sizes of up to 32 megabytes. All of these features make CP/M Plus very user friendly and keep 8-bit processors in the running for the next decade.

Pricing for OEM'S has been set at \$350 for an evaluation copy. However, it is expected that manufacturers will incorporate CP/M Plus into their product line as they now do and make it available to owners of existing equipment for much less. Address: Digital Research Inc., 160 Central Ave., Pacific Grove, CA 93950.

**Quick Brown Fox Jumps Over The VIC-20 Keyboard.** The Quick Brown Fox is a word processor designed for use with the VIC-20 and Commodore 64 computers. This \$65 program will run on even the smallest VIC-20 with 3K and has features not found on systems costing hundreds of dollars more. The software is packaged in a cartridge that plugs into the computer. It includes full line and global editing, text moving, tab and margin settings, right justification, and proportional spacing. It can reformat edited text automatically instead of on a paragraph-by-paragraph basis.

When used with a memory and video expansion for the VIC-20, the software turns this low-cost computer into a full-capability word-processor system. Either a serial or parallel printer can be used and the whole word-processing station should cost less than \$2000. Sold wherever VIC-20 and Commodore 64 are sold. Address: Quick Brown Fox Software, 548 Broadway, Suite F, New York, NY 10012.



# Now! A 60 MHz Tektronix scope built for your bench.

**Wide-range vertical sensitivity:** Scale factors from 100 V/div (10X probe) to 2 mV/div (1X probe). Accurate to  $\pm 3\%$ . Ac or dc coupling.


**Two high-sensitivity channels:** dc to 60 MHz bandwidth from 10 V/div to 20 mV/div; extended sensitivity of 2 mV/div at  $> 50$  MHz.

**Sweep speeds:** from 0.5 s to 50 ns. To 5 ns/div with X10 magnification.

**Delayed sweep measurements:** Accurate to  $\pm 3\%$  with single time-base 2213; to  $\pm 1.5\%$  with dual time-base 2215.

**Complete trigger system.** Includes TV field, normal, vertical mode, and automatic; internal external and line sources; variable holdoff.

**Probes included.** High-performance, positive attachment 10-14 pF and 60 MHz at the probe tip.



In 30 years of Tektronix oscilloscope leadership, no other scopes have recorded the immediate popular appeal of the Tek 2200 Series. The Tek 2213 and 2215 are unapproachable for the performance and reliability they offer at a surprisingly affordable price.

There's no compromise with Tektronix quality: The low cost is the result of a new design concept that cut mechanical parts by 65%. Cut cabling by 90%. Virtually eliminated board electrical connectors. And eliminated the need for a cooling fan.

Yet performance is written all over the front panels. There's the bandwidth for digital and analog circuits. The sensitivity for low signal measurements. The sweep speeds for fast logic families. And delayed sweep for fast, accurate timing measurements.

**The cost: \$1200\* for the 2213. \$1450\* for the dual time base 2215.**

You can order, or obtain more information, through the Tektronix National Marketing Center, where technical personnel can answer your questions and expedite delivery. Your direct order includes

probes, operating manuals, 15-day return policy and full Tektronix warranty.

For quantity purchases, please contact your local Tektronix sales representative.

**Order toll free:  
1-800-426-2200  
Extension 43**

In Oregon call collect:  
(503) 627-9000 Ext. 43

\*Price F.O.B. Beaverton, OR. Price subject to change.



# LAST NIGHT WE EXCHANGED LETTERS WITH MOM, THEN HAD A PARTY FOR ELEVEN PEOPLE IN NINE DIFFERENT STATES AND ONLY HAD TO WASH ONE GLASS...

## **That's CompuServe, The Personal Communications Network For Every Computer Owner**

And it doesn't matter what kind of computer you own. You'll use CompuServe's Electronic Mail system (we call it Email™) to compose, edit and send letters to friends or business associates. The system delivers any number of messages to other users anywhere in North America.

CompuServe's multi-channel CB simulator brings distant friends together and gets new friendships started. You can even use a scrambler if you have a secret you don't want to share. Special interest groups meet regularly to trade information on hardware, software and hobbies from photography to cooking and you can sell, swap and post personal notices on the bulletin board.

There's all this and much more on the CompuServe Information Service. All you need is a computer, a modem,

and CompuServe. CompuServe connects with almost any type or brand of personal computer or terminal and many communicating word processors. To receive an illustrated guide to CompuServe and learn how you can subscribe, contact or call:

## **CompuServe**

Information Service Division, P.O. Box 20212  
5000 Arlington Centre Blvd., Columbus, OH 43220

**800-848-8990**  
In Ohio call 614-457-8650

An H&R Block Company

CIRCLE NO. 12 ON FREE INFORMATION CARD




# TALK CAN BE CHEAP

Hundreds of words can be "spoken" by a Sinclair or Timex computer when adding an interface and a "Speak & Spell"

By Larry Dighera

A "talking" computer is not necessarily expensive—not if you mate one of the low-cost computers (Sinclair ZX-80, ZX-81, or Timex 1000) with Texas Instruments' popularly priced "Speak & Spell" learning device. The combination gives you several hundred clearly articulated words that expand the usefulness of the small computer. All you need to make it happen inexpensively is a simple interface and some

software, all described here. Using these ideas, you might design a low-cost security fire-alarm that vocalizes the nature of a problem ("FIRE," "THEFT," etc.). You could also enhance your computer's portability by making its output audible instead of displaying it on a video screen; write educational programs with truly meaningful student/teacher interaction; spice up computer video games with synthesized speech;



create useful programs for the visually impaired; etc. Here's how it can be done.

**System Overview.** The Speak & Spell consists of a pushbutton keyboard, microprocessor, display, ROM (contains speech data), voice synthesizer, and loudspeaker. A block diagram of the system is shown in Fig. 1. The microprocessor communicates with the speech units through a 6-line bus with CNTL 1, 2, 4, and 8 forming a 4-bit data bus and PDC (processor data clock) and CS (chip select) forming a control bus. The control commands used in the Speak & Spell are listed in Table I.

The ROM contains the binary-coded speech data for synthesis of the spoken word. Each word has a specific starting address. When it is desired to output a particular word, the ROM address of the beginning of the word is sent to the voice synthesizer in five 4-bit nybbles, preceded by the LOAD ADDRESS (code 2) command. The data is then clocked into the voice synthesizer by the PDC signal. Once the 5-nybble word address is loaded, READ ROM (code 8) and SPEAK (code 10) commands are sent to cause speech to be generated. If the

BUSY SPEAKING? (code 14) command is now sent, the voice synthesizer will raise the CNTL 1 line high until it finishes vocalizing.

A schematic of the interface circuit between the computer and Speak & Spell is shown in Fig. 2. The microprocessor in the Speak & Spell uses PMOS devices that operate at -21 V. (A typical I/O line is shown within the processor.) Because PMOS uses passive pulldown resistors, output current is limited. If ground potential is impressed on these lines, no harm will result, regardless of their state.

The Z80A Parallel Input/Output (PIO) chip in the interface used for ICI provides two bidirectional I/O ports: port A uses CMOS inverters (IC2) and open-collector pnp driver transistors (Q1 through Q6) as the outputs. The emitters of these drivers are connected to the +5-volt line, which is also connected to the positive (COM) of the Speak & Spell. Thus, when a transistor is conducting, the S&S MPU "sees" a logic 1 (0 V); when the transistor is off, the PMOS pulldown resistors bring the line to logic 0.

Port B of the PIO is used for input and receives its signal from R7 through R12, which limit the incoming signal from the Speak & Spell. In addition to interfacing with the Speak & Spell, with appropriate software, the PIO can pro-

vide a much-needed parallel I/O capability for the computer, allowing use of joysticks and such functions as music, control, and process monitoring.

**Construction.** The circuit can be built on a dual 22-contact card similar to the Radio Shack No. 276-154. If you use the same edge-contact arrangement as in the computer, except for the clock line, the card is compatible with ZX bus expansion cards currently available. Use of sockets for the ICs and a miniature phone jack to interconnect the power supply are recommended.

The Speak & Spell draws about 200 mA and the interface about 70 mA at 5 V. If you are using a 16K RAM extension, the larger power supply can handle the extra load. Arrange switching so that both computer and interface power up at the same time. If you elect to use batteries in the Speak & Spell, disconnect the ground line by opening the jumper (see Fig. 2). Recheck the interface circuit before connecting it to the computer.

To make the connections to the Speak & Spell, carefully remove the back plate and locate the 40-pin microprocessor immediately below the display. Pin 1 is in the lower right-hand corner. Connections are made to pins 10 through 14, 36, 38, and the negative terminal of the bat-

(Continued on page 47)

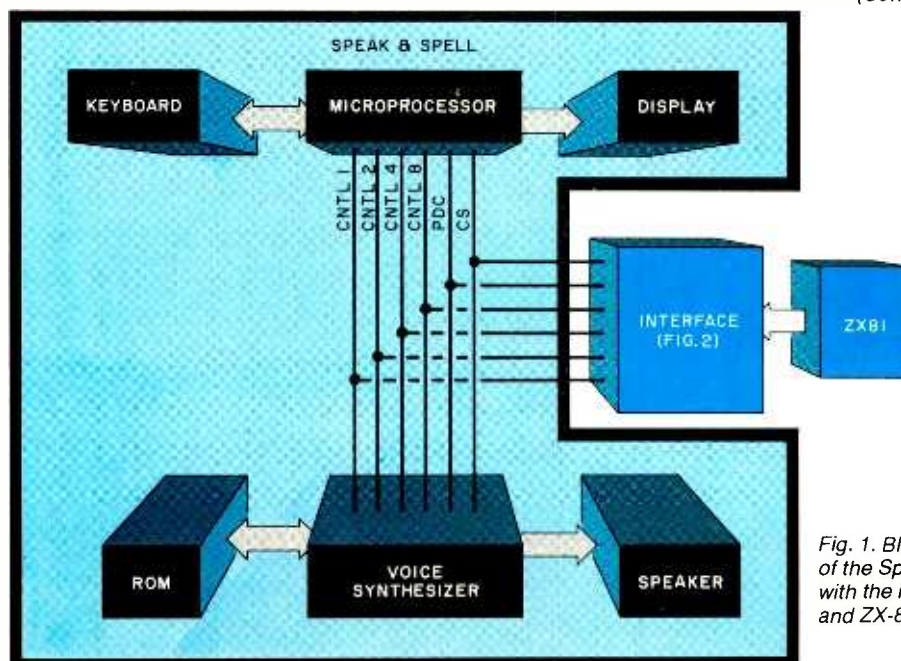


Fig. 1. Block diagram of the Speak & Spell with the interface and ZX-81 computer.



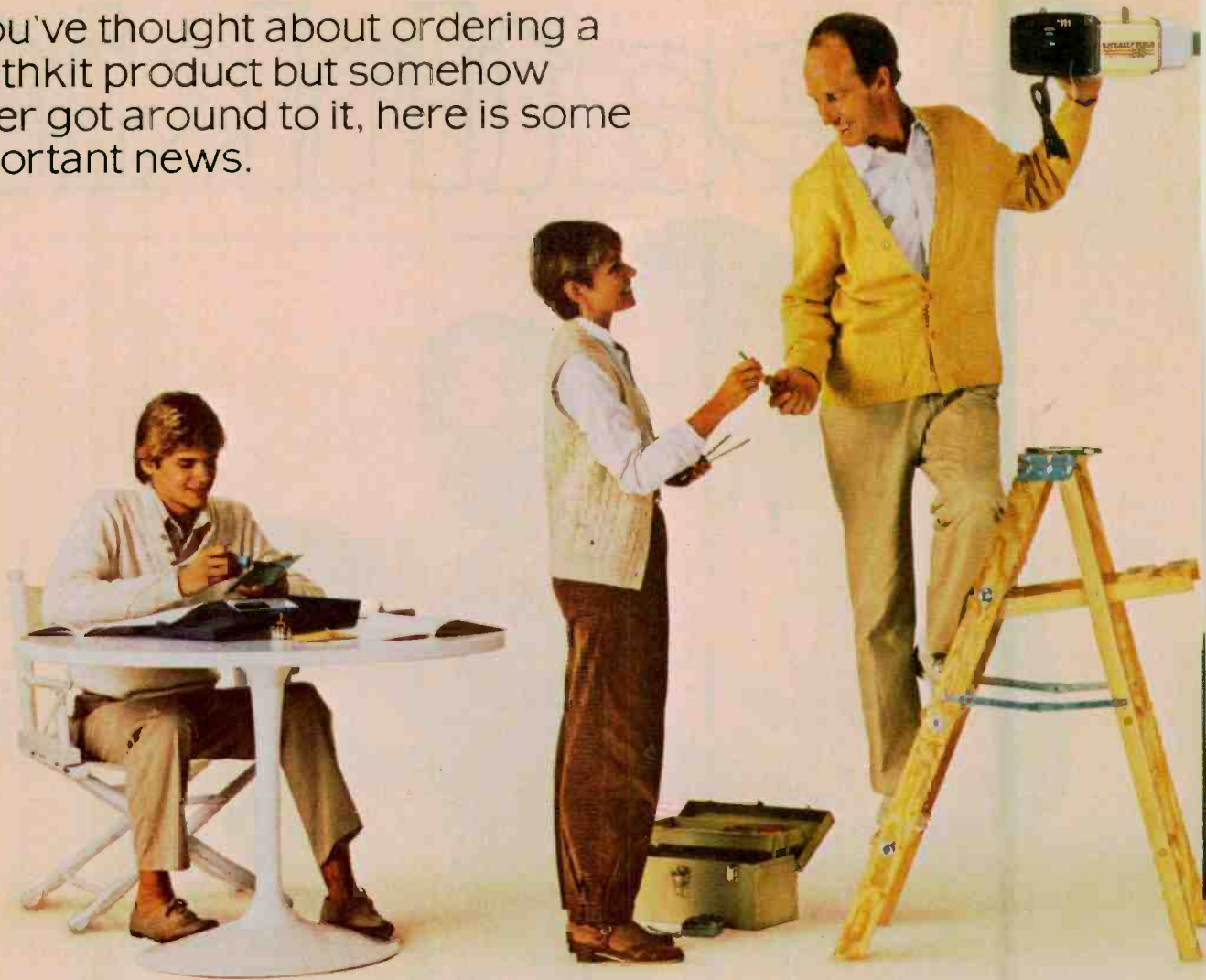
# Heathkit<sup>®</sup>



## Try something special

Kitbuilders build more than fine products. They build pride.

If you've thought about ordering a Heathkit product but somehow never got around to it, here is some important news.



## Begin a life-long fascination.

If the idea of creating a great product with your own hands appeals to you but you haven't yet built a Heathkit product, you have a very special experience in store.

And now is the time to get started because we really do have something out of the ordinary to encourage you to try it.

Why bother? Because it's worthwhile for a lot of good reasons.

The kitbuilding process is itself a tonic. It puts the cares of the day behind you. You lose yourself in absorbing work for as long as you like. Spare moments take on new value as your project develops and you master new skills.

As you build, you are guided step-by-step by famous Heathkit manuals. At any age and level of experience, the instructions are easily understandable — the process always enjoyable.

**Finally, you have the satisfaction** that comes with knowing you have built a really fine product that is uniquely yours. Because in building a Heathkit product, you enter into a partnership. We provide the best components and instruction. You contribute the care and skill. The result is workmanship in which we both take pride.

**What's to build?** You have more than 400 choices. Some are at the leading edge of technology, while others are quite basic and quick to complete.





# Build your first kit now.

If you or your family are involved with computers, cars, boats, flying, amateur radio, alternative energy, woodworking or even the weather, we have a kit for you.

Build television receivers and audio components among the finest in the world. Or all kinds of advanced products for your home.

**Your partnership with Heathkit** gives you not only pleasure in building, but extra product value. Because these are kits without assembly cost, we can afford to put more into them in return for your time and effort. Our customers tell us this is one important reason why Heathkit products are well worth the hours they put in to construct them.

**How long will it take** to build the kit you choose? Many can be completed in one or two evenings.

As you progress to more complex kits, you will develop your own speed at which to work comfortably. You will probably surprise yourself at how quickly even major projects can be completed. For instance, the logsplitter shown above requires only about six hours to complete.

We stand behind you every step of the way with our promise, "We won't let you fail." Help, if you need it, is always as close as your phone or your nearby Heathkit Electronic Center.\*

It's a simple, enjoyable, step-by-step process. To take the first step, just turn the page.

**Heathkit<sup>®</sup>**  
Heath  
Company

*"I want you to discover  
kitbuilding."*



## A special offer exclusively for new first-time kitbuilders.

If you've read this far, you are the kind of person with a whole lot of curiosity in your makeup.

You are very likely wondering, "Could I?" And maybe at the same time you're asking yourself, "Would I enjoy the experience?"

There is only one way to find out. Try it. That is why I have arranged a special get-acquainted offer that is made *only to new Heathkit customers*. You don't risk a thing when you take me up on this unique offer.

I am going to take all of the risk because of my absolute confidence that once you try kitbuilding the Heathkit way, you will become a long-time customer.

**Call 800-253-0570 toll-free or mail the coupon on this page.** Because of the very unusual nature of the offer, it must be limited to those calling the special number or mailing the coupon.

There's no reason for you not to act. There is no risk for you, and when you call there will be no high pressure to buy.

So let us hear from you soon. I wouldn't want you to miss getting all of the facts about this exceptional opportunity to find out what kitbuilding is all about.

A handwritten signature in black ink that reads "William E. Johnson".

**William E. Johnson  
President**

To: **W. E. Johnson, President**  
**Heath Company**  
**Dept. 010-974**  
**Benton Harbor, MI 49022**

Please send details on the President's Special Offer plus my *free* Heathkit catalog.

Name

Address

City State Zip

010-984

CIRCLE NO. 24 ON FREE INFORMATION CARD



(Continued from page 40)

tery. Use fine insulated wire to make these connections and work very carefully to avoid creating short circuits.

The nine leads can be terminated in a 14-pin DIP socket, with the cable brought out through the battery compartment. Slip a short length of heat-shrinkable tubing over each wire before soldering it to the DIP socket. Then shrink it over the soldered connection.

The interface is wired to the Z80 microprocessor in the computer as shown in Fig. 2.

**Software.** Because it is necessary to supply the voice synthesizer with data at a rate beyond the capability of the BASIC interpreter built into the computer, machine language must be used during programming. The programming code given in Table II covers six program modules. The first, labelled PIO, is the initialization routine for the Z80 PIO chip (IC1). When power is first applied to the system, the PIO is in an inactive state and must be initialized (told what to do) before it can be used.

The listing in Table II can be entered into the computer using the BASIC program shown in Table III. The three lines without numbers at the beginning of the program are keyed directly into the machine to reserve the top 6K of RAM for the remainder of the program. After entering Table III, run it and enter each number shown in the decimal-

**TABLE I—VOICE SYNTHESIZER CONTROL COMMANDS**

Code	Use	Input/Output
0	RESET	Input
2	LOAD ADDRESS	Input
4	PLACE VOICE DATA ON BUS	Output
6	SPEAK SLOWLY	Output
8	READ VOICE DATA FROM ROM	Input
10	SPEAK	Output
12	BRANCH	Input
14	BUSY SPEAKING?	Output

code column of Table II, referring to the check sum as you go. If an error is detected, use B to move back. Moving forward without altering the data that has already been entered may be accomplished by entering S (for skip).

At this point, it is possible to test operation of the PIO by entering the following:

```
POKE 26624,62 ;LD A, data
POKE 26625,0
POKE 26626,211 ;OUT port A,A
POKE 26627,1
POKE 26628,201 ;return
```

Now enter:

```
1000 PRINT USR 16514
1010 INPUT A
1020 POKE 26625,A
1030 PRINT USR 26624
1040 GOTO 1000
```

By entering a number between 0 and 63, the six low-order bits of port A are controlled. These can be metered at the outputs of IC2. After testing, delete the BASIC programs. At this point, the listing in Table II should still be in the machine; it can be SAVED on cassette for future use.

Not all Speak & Spell ROMs are programmed with the same word addresses. Hence, it is necessary to construct a "word map" for your particular device. One way to find the starting address of a word would be to send the voice synthesizer successive addresses and note which produce usable speech output. However, this tedious method is not necessary since the interface can be used as a form of logic analyzer that allows you to monitor the bus and capture the addresses sent by the microprocessor. This can be accomplished by entering the BASIC program shown in Table IV. The REM at line 1 reminds you that the machine code of Table II should be in the machine.

To locate the address of a particular word, use the DETERMINE WORD ADDRESS routine and press the GO key until you hear that word.

Hit any key to start recording (which calls STODATA of Table II) and then operate the REPEAT key to put the address on the bus. The STODATA routine allows taking "snapshots" of the voice synthesizer bus at approximately 12-microsecond intervals and storing this data in the top 5K of RAM. (See RAM Memory Map in Table V.) This data can be graphically displayed via the LOGIC DISPLAY routine in Table IV. Successive frames can be viewed by hitting ENTER, or specific frames can be selected by hitting the appropriate key. You can also choose numerical readout by using the PRINT WORD ADDRESS portion of Table IV.

The machine-code module SPEAK (Table II) is the software driver for speech production. Because Speak & Spell uses CNTL 1, 2, 4, and 8 to turn on the display segments and convey data, there are always extraneous signals on the bus. This "noise" can be minimized by pressing ON, ON, GO. This leaves only the cursor on, which causes CNTL 8 to periodically go high. Because of this, SPEAK contains a trap that waits for the bus to clear before sending data. Once clear, five nybbles, stored in the 1K above RAMTOP, are clocked into the voice synthesizer. Then the READ ROM, SPEAK, and BUSY SPEAKING? control words are clocked in. When finished speaking, the voice synthesizer causes the CNTL 1 line to go low to allow the RESET control code to be clocked in. Finally, PIO port A is configured with all lines low via the OFF program module.

PDC is the machine-code module that clocks in the data presented by SPEAK. When called, it waits approximately 124 microseconds, brings the processor data clock high for 124  $\mu$ s, then holds the data for 124  $\mu$ s before returning. The 124- $\mu$ s timing is effected by the delay loop at 16645 of Table II.

If sentences rather than individual words are required, RAM address 16542 can be POKED with the location of the next word to be spoken, then SPEAK called again. This is repeated until all words are vocalized. It is possible to store more than 200, 5-nybble word addresses in the 1K space above RAMTOP.

**TABLE II—MACHINE CODE LIST**

Address	Label	Mnemonic	Code	Decimal	CK	Sum	Comment	
16514	PIO	LD A,207	62	207	62		Mode control word (Mode 3)	
16516		OUT (3),A	211	3	480		Mode control word to PORT A control register	
16518		LD A,192	62	192	545		Data direction word:bits 0-5 = out,6&7 = in	
16520		OUT (3),A	211	3	948		Data direction word to PORT A control register	
16522		LD A,207	62	207	1013		Mode control word (Mode 3)	
16524		OUT (7),A	211	7	1431		Mode control word to PORT B control register	
16526		LD A,255	62	255	1500		Data direction word:all bits input	
16528		OUT (7),A	211	7	1966		Data direction word to PORT B control register	
16530		LD A,7	62	7	2035		Interrupt control word: disable interrupts	
16532		OUT (3),A	211	3	2253		Interrupt control word to PORT A control reg.	
16534		OUT (7),A	211	7	2467		Interrupt control word to PORT B control reg.	
16536		RET	201		2675		Return	
16537		NOP	0,0,0,0		2675		No Operation	
16541	SPEAK	LD HL,0,104	33	0,104	2708		Set NYBL pointer to RAMTOP	
16544		AAA	LD BC,0,5	1,0,5	2813		Set NYBL counter = 5	
16547		IN A,PORT B	219	5	3037		Get current state of synthesizer bus	
16549		ADD A,0	198	0	3240		Set zero flag if no data present	
16551		JR Z,AAA	40	250	3280		Wait until data present	
16553	BBB	IN A,PORT B	219	5	3749		Get current state of synthesizer bus	
16555		ADD A,-8	198	248	3952		Wait until bus clear (CNTL 8i)	
16557		JR Z,BBB	40	250	4240		Loop until bus clear	
16559		LD A,CS	62	32	4552		Get Chip Select/reset word	
16561		CALL,PDC	205	236,64	4789		Clock in reset	
16564		ADD A,2	198	2	5287		2 = "LOAD ADDRESS"	
16566		CALL,PDC	205	236,64	5494		Clock in "LOAD ADDRESS" command	
16569		SUB,2	214	2	6008		Remove command	
16571	CCC	ADD A,(HL)	134		6144		Get NYBL	
16572		CALL,PDC	205	236,64	6349		Clock in NYBL	
16575		SUB,(HL)	150		6799		Remove NYBL	
16576		INC,HL	35		6834		Increment NYBL pointer	
16577		DJNZ,CCC	16	241	6850		Loop if less than 5 NYBLs	
16579		ADD A,8	198	8	7289		8 = "READ ROM"	
16581		CALL,PDC	205	236,64	7502		Clock in "READ ROM" command	
16584		ADD A,2	198	2	8000		10 = "SPEAK"	
16586		CALL,PDC	205	236,64	8207		Clock in "SPEAK" command	
16589		ADD A,4	198	4	8705		14 = "BUSY?"	
16591		CALL,PDC	205	236,64	8914		Clock in "BUSY?" command	
16594		LD A,CS	62	32	9276		0 = "RESET" command	
16596		CALL, PDC	205	236,64	9513		Clock in "RESET" command + CS	
16599	DDD	IN A,PORT B	219	5	10032		Get synthesizer bus status	
16601		BIT 0,A	203	71	10240		Check bit 0 = 0	
16603		JRNZ,DDD	32	250	10343		If bit 0 ≠ 0, then still speaking, so loop	
16605		LD A,CS	62	32	10655		0 = "RESET"	
16607		CALL,PDC	205	236,64	10892		Clock in "RESET" + chip select	
16610	OFF	LD A,0	62	0	11254		0 = off	
16612		OUT PORT A,A	211	1	11465		Turn off PORT A	
16614		RET	201		11667		Return	
16618		NOP	0,0,0,0,0		11667		No operation	
16620	PDC	OUT PORT A,A	211	1	11878		Send data to synthesizer	
16622		CALL,DELAY	205	5,65	12084		Set up time	
16625		ADD A,PDC	198	16	12352		16 = Processor Data Clock	
16627		OUT PORT A,A	211	1	12579		Set clock high	
16629		CALL,DELAY	205	5,65	12785		Clock pulse width	
16632		SUB 16	214	16	13069		Remove Processor Data Clock	
16634		OUT PORT A,A	211	1	13296		Let clock fall	
16636		CALL,DELAY	205	5,65	13502		Hold time	
16639			RET	201		13773	Return	
16640			NOP	0,0,0,0,0		13773	No operation	
16645		DELAY	PUSH,BC	197		13970		Save NYBL counter
16646			LD C,21	14	21	13984		Initialize delay-loop counter
16648		EEE	DEC C	13		14018		Reduce delay-loop counter by 1
16649	JRNZ EEE		32	253	14050		Loop until time-out	
16651		POP,BC	193		14496		Retrieve NYBL counter	
16652		RET	201		14697		Return	
16653		NOP	0,0,0,0,0		14697		No operation	
16658	STODATA	LD, HL,108	33	0,108	14730		Set data pointer to storage address	
16661		LD C,5	14	5	14852		PORT B data register address	
16663	FFF	IN A,PORT B	219	5	15076		Get current state of synthesizer bus	
16665		CP 50	254	50	15335		50 = CS + PDC + "LOAD ADDRESS" command	
16667		JRNZ,FFF	32	250	15417		Loop until 50 present	
16669	GGG	INI	237	162	15904		Send bus data to storage & increment pointer	
16671		LD A,129	62	129	16128		129 = 2's complement of 32512	
16673		ADD A,H	132		16389		Test if H byte = 32512	
16674		JRNZ,GGG	32	249	16421		Loop until H byte = 32512	
16676		RET	201		16687		Return	
16677		NOP	0 x 14		16687		No operation	
16690							End of REM statement	



INTERFACE

SPEAK & SPELL

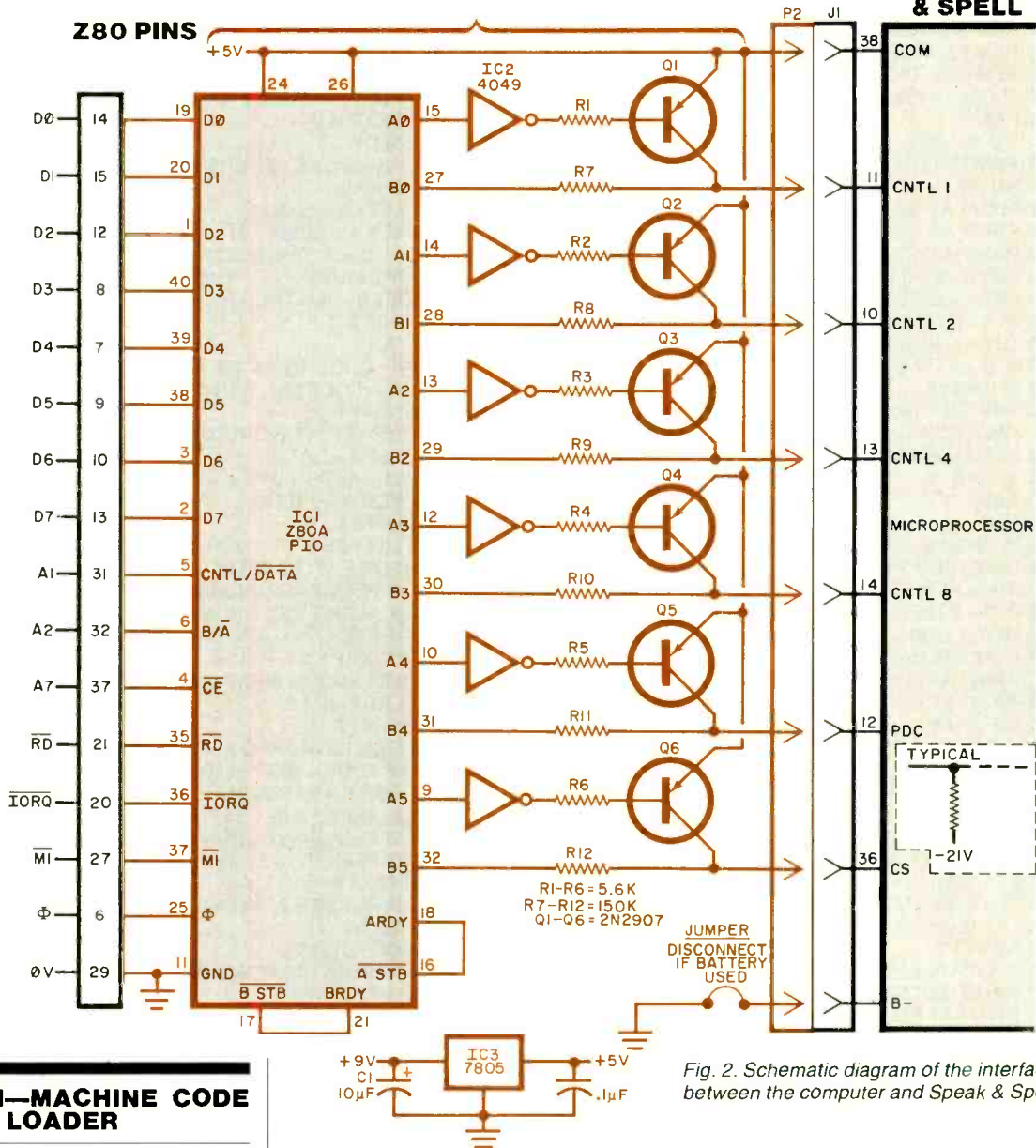


Fig. 2. Schematic diagram of the interface between the computer and Speak & Spell.

TABLE III—MACHINE CODE LOADER

```

POKE 16389, 104
NEW
FAST
1 REM (178 CHARACTERS)
10 LET S = - 1
20 LET B = 256
30 LET A1 = 0
40 FOR I = 16514 to 16690
50 PRINT AT 0,0; "ENTER"; I
60 INPUT A
70 IF A < 0 THEN GOTO 110
80 IF A > 255 THEN GOTO 150
90 SCROLL
100 POKE I, A
110 LET A1 = A1 + PEEK I
120 PRINT I; " = "; PEEK I, A1
130 NEXT I
140 STOP
150 LET A1 = A1 - PEEK (I-1)
160 LET I = I - 2
170 NEXT I
    
```

PARTS LIST

- C1—10- $\mu$ F, 16-V electrolytic
- C2—0.1- $\mu$ F ceramic capacitor
- IC1—Z80A PIO
- IC2—4049 hex inverter
- IC3—7805 5-V regulator
- J1—14-pin DIP socket
- P2—14-pin DIP connector
- Q1 through Q6—2N2907 transistor
- R1 through R6—5.6-kilohm,  $\frac{1}{4}$ -W resistor

- R7 through R13—150-kilohm,  $\frac{1}{4}$ -W resistor
  - Misc.—Sockets, prototype board (Radio Shack 276-154 or similar), ribbon cable
- Note:** A cassette of software for the project is available from the author at PO Box 12100, Santa Ana, CA 92712, for \$6.00. California residents, add sales tax.

Operation of the BASIC program of Table IV is straight-forward. You will be prompted whenever an input is required. To return to the menu, enter M. When your word map is complete, you can delete all but the REM statement containing the ma-

chine code and write your own programs for speech production. To output speech, POKE the addresses of the words you want spoken into the area above RAMTOP, by adding a loop to the SPEAK WORD routine (line 1400) and let the loop incre-





...TALK CAN BE CHEAP

TABLE V—RAM MEMORY MAP

16514 PIO Initialization  
 16541 Speak  
 16610 Off  
 16620 PDC (H=64, L=236)  
 16648 Delay (H=65, L=5)  
 16658 Sto-Data  
 16690 End of REM  
 26624 RAMTOP (POKE 16389,104)  
 27647 End of NYBL Storage  
 27648 Bus Data Storage Begins (H=108)  
 32512 End of Data Storage (A-129)



ment variable AS by five for each word.

When all words are stored, delete all but the first REM statement. Then write a subroutine that calls PIO at 16514. Then, after POKEing 16542 and 16543 with the location of the word to be spoken, call SPEAK at 16541. Or, if desired, you can arrange the words in the proper sequence; and, after calling SPEAK initially, call 16341 (SPEAK +3) for the next word.

**Conclusion.** Only the basics of using the Speak & Spell vocalizer with Sinclair and Timex computers have been discussed here. There are many things you can do with the system beyond what we've presented. For example, you can locate the addresses of individual word sounds (phonemes) contained in ROM and string them together to make words

that don't exist in the ROM's vocabulary, making it possible to build an almost unlimited dictionary of words. You might trim the prefix from the word "anything" to obtain "thing" simply by locating and using the starting address of the suffix.

Another approach to obtaining a larger vocabulary is by adding more ROMs to the system. Currently, as many as 16 ROMs can be connected into the system, each individually accessed through the address-decoded ROM chip select. Access to data output from the ROMs is available at the Speak & Spell's edge connector.

The more you use the system, the more you're likely to learn about it. As you experiment with it, you may discover many features of the Speak & Spell we haven't covered here. You may even crack the word-encoding scheme. ◇



# Everybody's Logic Analyzer

12 Channels  
16 Words



A logic probe and oscilloscope are no longer adequate for analysis in today's digital world. For testing or debugging microcomputer or other digital logic circuits you need a real logic analyzer.

The LA-12 captures, stores and displays TTL and LSTTL digital data so that the instantaneous meaning of the data stream (e.g. data value, ASCII code, address) can be understood and analyzed long after the actual events have passed.

- Easy to Use ■ 10 MHz ■ Clock Qualifier ■ Trigger input ■ 3 Trigger Qualifiers ■ Built-in LED Display — No oscilloscope needed ■ Compact ■ Expandable ■ Low Cost

### 30 day trial

Purchase an LA-12, use it, and if you are not completely satisfied, return it within 30 days and receive a full refund.

### Free Offer

If you order within 45 days, and mention this magazine, you will receive a \$49.95 input cable free with each LA-12 ordered.

### Save \$28.95

In addition, if you enclose payment with your order you can deduct 5% and we will pay shipping charges.

All prices are in US dollars for 120VAC.

To order in the Continental US call

**TOLL FREE**

**1-(800) 547-5995 EXT. 195**

**Connecticut microComputer, Inc.**  
 36 Del Mar Drive, Brookfield, CT 06804  
 (203) 775-4595 TWX: 710-456-0052

Q	Description	Price	Total
	Logic Analyzer	\$379.00	
	Input Cable	49.95	
	20 Color-coded microclips	44.95	
Connecticut residents add 7½% sales tax			
	Shipping & Handling	\$10.00	
	<b>Total</b>		

- Company purchase order enclosed (Rated Firms only)  
 Check  VISA  MasterCard

Acct. No. \_\_\_\_\_

Signature \_\_\_\_\_ Exp. Date \_\_\_\_\_

Name (Print) \_\_\_\_\_

Address \_\_\_\_\_

City \_\_\_\_\_

State \_\_\_\_\_ Zip \_\_\_\_\_

Dealer inquiries invited

# Magnify your CALCULATOR'S DISPLAY

Add a simple multiplexing circuit to your handheld calculator's output so you can use 1/2-inch digital displays

By Lawrence G. Souder

**D**O YOUR eyes ache after spending much time with your calculator? Does Granny refuse to take advantage of the usefulness of a calculator because she can't see the digits? Did you ever want to use the calculator as a teaching aid in a math class but couldn't because the people in the back row couldn't see what came up on your display? If you answer yes to any of those questions, you will find this project a useful addition to your calculator. It is a simple circuit that provides a large, easy-to-read display. In addition to being practical, this project demonstrates a principle used in almost every electronic product with two or more seven-segment displays—multiplexing.

**What is Multiplexing?** Multiplexing is a form of time sharing, a technique that allows more than one signal to occupy the same conductor. It is commonly used in digital circuits, particularly seven-segment displays. Digital clocks, for example, require a separate seven-segment code for each digit. A four-digit clock would need a total of 28 (7 segments times 4 digits) separate lines to feed the digits. However, the same display in a multiplexed configuration could use the same segment code bus for all four digits, with each digit taking its turn using the bus to get its data. Separate dig-

it enable lines tell each digit when to take its turn at the bus. When the seven-segment code for the units value of the minutes is on the segment bus, all four digits get the same code, but only the enabled digit will actually display the code on the bus. Likewise, when the code for the tens value of the minutes is on the segment bus, only the enabled tens digit will display that value. The other three digits remain dark. The cycle continues until all four digits appear to be "on" at the same time because the process of scanning is so rapid.

Handheld calculators use this technique to feed their displays. In the case of the standard nine-digit calculator, multiplexing makes it possible to feed all nine digits with just 17 conductors (eight segment lines and nine digit enable lines). Without multiplexing, a nine-digit display would require 72 signal lines.

Multiplexing also economizes on current demands since only one digit is on (powered) at any one time. This feature is particularly advantageous for battery-powered devices.

**About the Circuit.** The outboard display circuit shown in Fig. 1 is essentially a copy of the multiplexed display used in most calculators. The important difference is that it uses 0.5-inch digits instead of the usual 0.15-inch digits. All like segments (A through G) of the nine displays are wired in parallel, and each segment line has its own transistor driver (Q1 through Q8). Each display common-cathode lead also has its own transistor driver (Q9 through Q16), the base of which is fed by a digit enable line. The base of every transistor has a series current-limiting resistor to isolate the low impedance of a forward-biased base-emitter junction from the signal line of the calculator chip. Nineteen leads in all run between the outboard display and the calcu-

## TI-30 CALCULATOR CHIP

Pin	Function
1	Digit 7
2	Digit 8
3	Digit 9
9	V <sub>dd</sub> (—)
11	Segment DP
12	Segment B
13	Segment G
14	Segment D
15	Segment A
16	Segment F
17	Segment E
18	Segment C
20	V <sub>ss</sub> (+)
23	Digit 1
24	Digit 2
25	Digit 3
26	Digit 4
27	Digit 5
28	Digit 6




# WORD PROCESSOR?



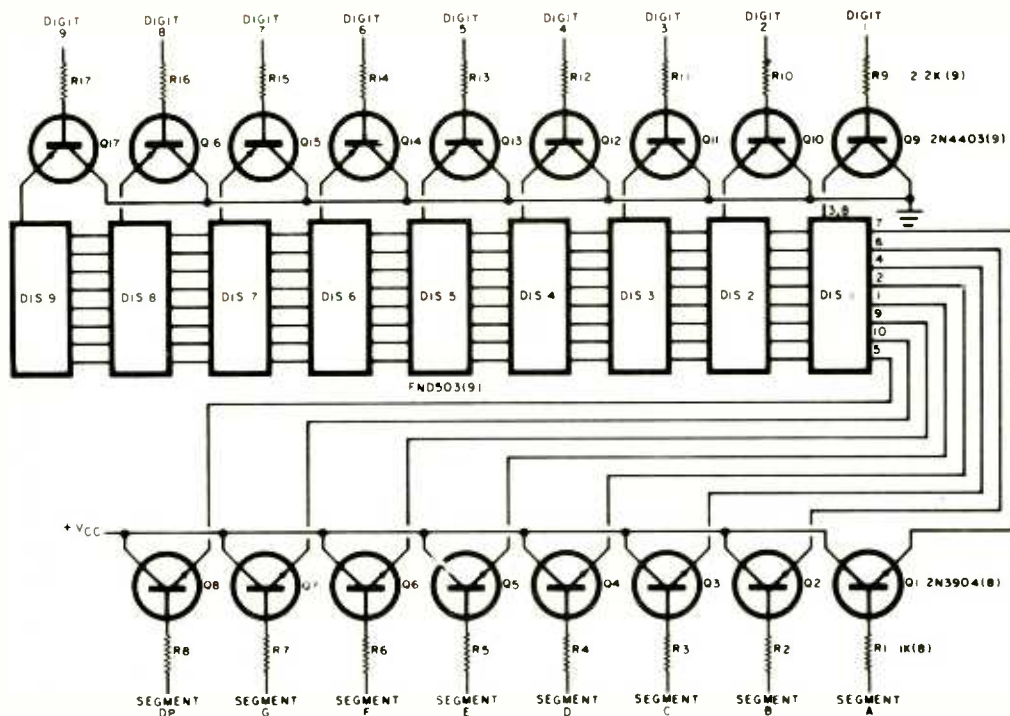
You bet! Quick Brown Fox word processing software has more features than Word Star and runs on your VIC or Commodore 64. And it can grow and grow. Add memory, 80 column display, disks, even a letter quality printer. We'll show you how a 1st-class word processor can be yours for less than \$2000! You can even have a "student" system for less than \$700!

It all starts with the Quick Brown Fox at \$65.



Call or write for our free brochure  
Quick Brown Fox 548 Broadway New York NY 10012  
Dealer Inquiries Invited (212) 925-8290

## ...CALCULATOR



### PARTS LIST

D1 through D9—FND 503 0.5 inch, 7-segment display, common-cathode

Q1 through Q8—2N3904 transistor  
 Q9 through Q17—2N4403  
 R1 through R8—1-k $\Omega$ , 1/4-W resistor  
 R9 through R17—2.2-k $\Omega$ , 1/4-W resistor

Fig. 1. Nineteen leads connect the outboard display circuit to the calculator itself.

lator: eight for the segment bus (A through G and decimal point), nine for the digit enable lines, one for  $V_{CC}$ , and one for ground.

**Construction.** There is nothing critical about construction. Perforated board is probably the easiest and cheapest way to go, although it does require considerable point-to-point soldering. Multi-conductor ribbon cable will make the interconnection between the display and the calculator easier and neater. Try to use cable having individually colored conductors so that some kind of color-coding scheme can be used (e.g. digit enable one = brown, digit enable two = red, and so forth).

This outboard display was designed for the Texas Instruments TI-30 calculator. The table shows which pins of the calculator chip provide the segment-and digit-enable signals. Since the calculator pc board is crowded, soldering the nineteen wires from the display

must be done very carefully using fine solder and a needle-tipped soldering iron. The only additional modification required is to disconnect the digit enable lines of the TI-30's existing display. This is easily done by cutting (with a razor blade) the foil traces from each digit-enable pin of the calculator chip. Cutting them in this way will allow restoring the original display later, simply by bridging the cuts with small blobs of solder.

### Adapting Other Calculators.

Although the hook-up shown is for a TI-30, this display circuit is easily adapted to other calculators that use a common-cathode display. All you need to do is find out whether your calculator's display is common-cathode or common-anode (common-anode displays are not compatible with the circuit) and what pins of the calculator chip provide the various segment and digit drives. To locate these pins, remove power from the calculator

and experimentally apply a low dc voltage (about 5 V) in series with a current-limiting resistor (5000 ohms or so) to various pc traces near the display until at least one segment on the display lights up. When you get two different segments to light, you will know which element is common. Follow those traces back to the chip and record the pin numbers. Eventually, you should be able to track down all digit and segment drive pins.

**Operation.** Once the outboard display is properly connected, use the calculator as normal. No outside power source is needed since the outboard display "steals" its power from the calculator; the power switch on the calculator will control power to the display as well. The only difference from normal operation is that, since the larger digits draw about three times more current than the original display, it may be best to use the calculator's ac adapter.  $\diamond$



# Picture where you can go with a \$99.<sup>95</sup> computer.

Remember when they said all computers would be affordable someday?

Well, here they are. All one of them.

## The only \$99.95 computer.

Now you don't have to spend hundreds or even thousands of dollars to enjoy some really useful and interesting software programs.

You can own a full powered TS1000 personal computer for only \$99.95. And you can buy it directly from Sinclair Research, the company that pioneered the affordable computer. Only Sinclair has made this revolutionary new technology possible, with a unique Master Chip which replaces as many as 18 chips used in other personal computers.

The TS1000 is the lowest priced personal computer on the market. In addition to being very affordable, it's very expandable.

You can select from a number of 1K software programs for the basic computer. You can also learn how to write your own programs.

## The 16K Memory Module. More power to you.

For only \$49.95 more, you can purchase our 16K Memory Module and use even more sophisticated software. Choose from a wider selection of games, educational programs and business/household applications.

The 16K Memory Module plugs right onto the back of the Timex/Sinclair 1000 and provides 8 times more memory capacity. The perfect way to expand your system without emptying your wallet.

## A computer even the merely curious can afford.

The TS1000 is designed precisely for you. Anyone can afford it. Anyone can learn how to use it.

So now even the curious can take advantage of our many software cassettes, which work with a standard cassette recorder.

The TS1000 comes with a complete software catalog and a comprehensive instruction book written in clear, simple English. And the computer hooks up to your TV for video display.

No wonder the TS1000 is the fastest selling personal computer ever. And Sinclair will let you try it in your home for 10 days at no risk.

## Buy three cassettes, get one free. A good reason to order now.

The fact that computers are here to stay is probably reason enough to order now.

However, we also feature a special software offering. When you buy three cassettes, you get a free cassette. It's as simple as that. And now you can buy the computer and both 1K programs and 16K programs right from your home. No crowds, no waiting lines, no parking worries. Selecting from such a large variety of software has never been easier or more convenient.

But you have to order right away, this is a limited time offer.

## How to order today.


Call our toll free number and use your MasterCard or VISA. Or send the coupon with a check or money order.

Then try out the Timex/Sinclair 1000 for


The Flight Simulator




Space Raiders



Backgammon



VU-CALC



**sinclair**

10 days. If you're not entirely satisfied, just return it to us and we will refund your money. (Sorry, no refunds on software.)

Call toll free: 800-543-3000. Ask for operator 509. In Ohio call: 800-582-1364. Ask for operator 509. In Canada call 513-729-4300, operator 509. Have your MasterCard or VISA ready when calling. Phones open 24 hours a day, 7 days a week. These numbers are for orders only.

If you want information, please write: Sinclair Research Ltd., 2 Sinclair Plaza, Nashua, NH 03061.

Call toll free

**800-543-3000**

(operator 509)

Ad code: B2PE01 Mail to: Sinclair Research, Ltd. One Sinclair Plaza, Nashua, NH 03061  
 Check or Money Order enclosed, payable to Sinclair Research.

Check the boxes of all software cassettes you want. If you buy any three cassettes, get any fourth one free. You must circle the one cassette you wish to receive free.

	Price	Qty.	Amount*
TS1000 Computer	\$99.95		
16K RAM	\$49.95		
1K Cassettes	\$ 9.00		
16K Cassettes	\$15.00		
Shipping/Handling	\$ 4.95		\$4.95
*U.S. Dollars		Total:	

### 1K Cassettes for basic computer: \$9.00 each

- 1) Statistics Includes Statistics, Regression and Trend, CHI Squared Text and Graphics Plot
- 2) Super Program 1 Invasion from Jupiter, Skittles, Magic Square, Doodle, Kim, Liquid Capacity
- 3) Super Program 2 Rings Around Saturn, Secret Code, Mind Boggling, Silhouette, Memory Test, Metric Conversion
- 4) Super Program 7 Racetrack, Chase, Nim, Tower of Hanoi, Docking the Spaceship, Golf


### Cassettes for 16K Module: \$15.00 each

- 5) Space Raiders, Bomber The popular Arcade games
- 6) The Flight Simulator Control a highly maneuverable light aircraft
- 7) Chess Six levels of difficulty
- 8) Backgammon and Dice
- 9) The Cube Game One, two or three dimensional cube puzzle solving
- 10) The Organizer General purpose information storage and retrieve program. Use it to catalog, maintain records, keep track of accounts
- 11) VU-CALC Financial analysis, budget and projection tables; a powerful analytical tool
- 12) The Coupon Manager List coupons by store or type
- 13) The Stock Option Analyzer Calculate last trading day; evaluate ROI, annual ROI and NET worth
- 14) Super Math Five levels of difficulty

Name \_\_\_\_\_  
 Street \_\_\_\_\_  
 City \_\_\_\_\_  
 State \_\_\_\_\_ Zip \_\_\_\_\_



# It's the same old Apple II.



For years, people have been trying to build a better Apple® II. It finally happened.

Meet the Apple IIe, an impressive new version of a most impressive machine.

The "e" means enhanced. Which means a bundle of new features:

A standard memory of 64K (versus 48K) that's easily

expandable. So you can create fatter files and crunch larger numbers of numbers.

A new, improved keyboard, with a complete set of ASCII standard characters. Plus full cursor controls, programmable function keys, and a rapid auto-repeat feature built into every key on the board.

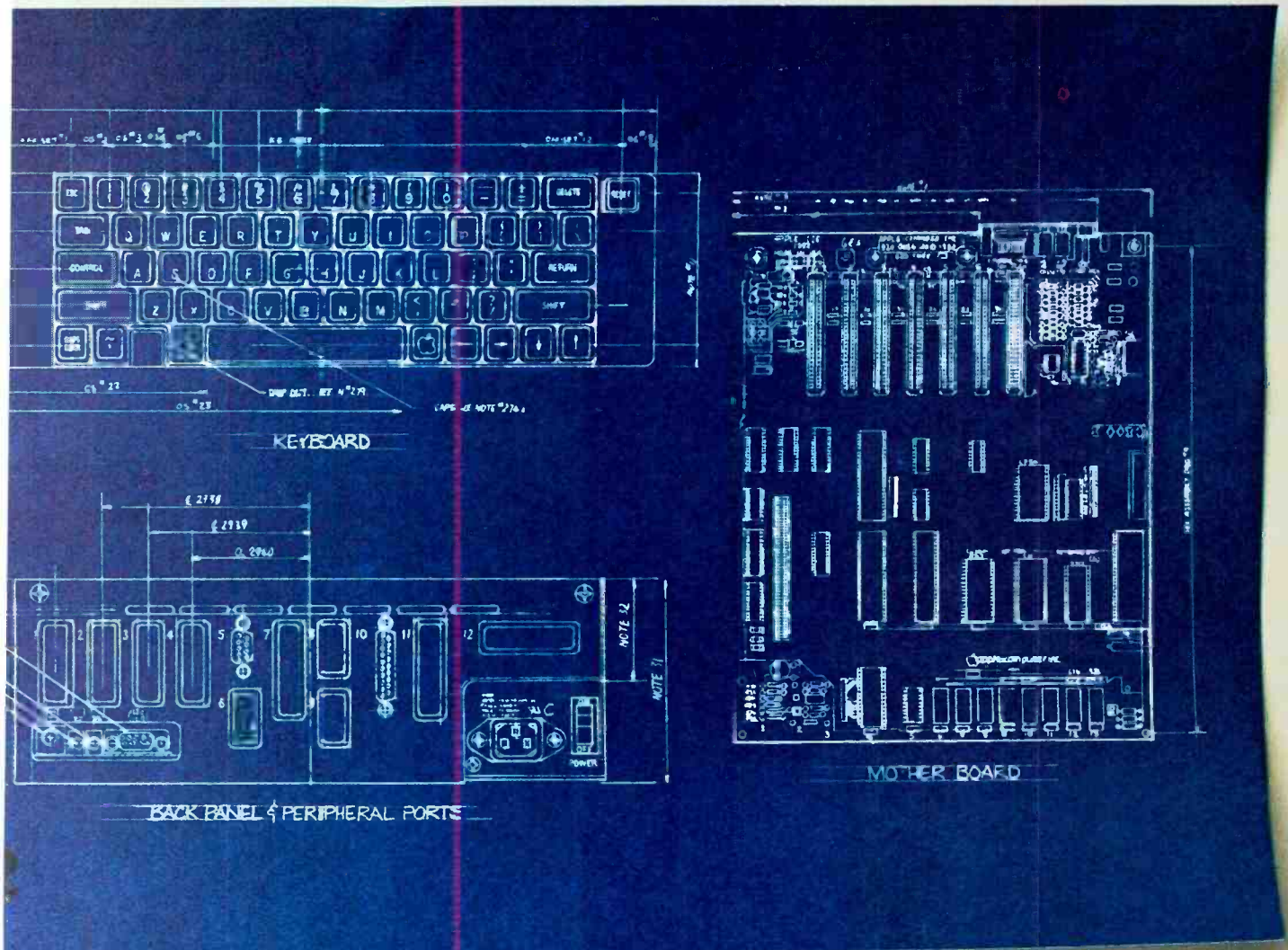
Both upper and lower case

characters. (And if you want to see more of them on the screen at one time, a low cost 80-column text card is available.)

Improved peripheral ports. Which make it a lot easier to connect and disconnect game controllers, printers and all those other wonderful things that go with an Apple Personal Computer.



# Except for the front, back and inside.



Self-diagnostics. That's a special feature that makes it easy to give your computer a thorough check-up.

Plus an even more reliable design. Achieved by reducing the number of components—which is to say, the number of things that could go wrong.

And bear in mind, the II still has all those other virtues that made the Apple II so very popular. Including access to more accessories, peripheral devices and software than any other personal computer you can buy.

So visit any of our over 1300

authorized dealers, and see the newest Apple for yourself.

Like the original, it's rather extraordinary. But then some things never change.



The most personal computer.

Call (800) 538-9696 for the location of the authorized Apple dealer nearest you, or for information regarding corporate purchases through our National Account Program. In California (800) 662-9238. Or write Apple Computer Inc., Advertising and Promotion Dept., 20525 Mariani Ave., Cupertino, CA 95014. ©1983 Apple Computer Inc.

CIRCLE NO. 35 ON FREE INFORMATION CARD



# NEW BRIEFCASE COMPUTERS

*Portable microcomputers from Epson and Hewlett-Packard can double as small desktop machines with appropriate peripherals*





## COMBINE POWER & VERSATILITY

By Stan Veit

**P**ORTABLE computers come in three sizes: pocket, suitcase, and briefcase. In the latter category are the Epson HX-20 and Hewlett-Packard HP-75C models. Though neither can be stuffed into a large

pocket, they don't take up much room in a briefcase.

In a welcome evolution, these portables feature keyboards that can be used by touch-typists, overcoming a shortcoming of many pocket computers. The two portables cannot be directly compared, as

each has its unique attributes. So we will discuss them in turn.

### The Epson HX-20

**T**HE NEW Epson portable computer is the larger of the two machines tested, measuring 11 $\frac{3}{8}$ " W  $\times$  8 $\frac{1}{2}$ " H  $\times$  1 $\frac{3}{4}$ " D com-

*"... the keys are large,  
action satisfactory."*



pared to the HP-75C's 10" × 5" × 1¼". But the HX-20 accounts for this most admirably by packing a microprinter and an optional micro-cassette drive or ROM program module easily into its rectangular face.

In this rather small area, the HX-20 also incorporates a full-size keyboard that's slightly on the tight side and a four-line liquid-crystal display.

The Epson HX-20 is battery-powered, and the manual goes to great length to tell you that the plug-in power unit is only a battery charger and not a power supply for the computer. It is not designed to run your HX-20 directly from ac and you are warned to use the computer only on its internal batteries, charging them when necessary. This is different from most other plug-in adapter units that run on the plug-in power supply.

There are two dual CPU chips in the HX-20—both 6301 CMOS. The main CPU accesses the RAM and ROM memories. It also controls the keyboard. The secondary CPU controls the micro-printer, the external cassette, and an internal speaker. When a plug-in cartridge is installed, it has ports for both CPUs.

The liquid-crystal display shows four lines of 32 characters and it is a window on a "virtual width" line that is up to 255 characters wide. The use of four lines is a great advantage over handheld portables with a single line display. It is also possible to use the LCD to display plotting points and other graphic features. The complexity of the graphics is limited by the size of the LCD display, but the computer can create complex graphics when it is connected to a CRT through the optional video display controller. One other feature of the Epson HX-20

that will be appreciated by users is the provision for adjustment of the display. There is a small wheel on the right side of the computer that changes the viewing angle of the display unit so the user can see it from any angle.

The keyboard is a standard QWERTY type containing the ASCII upper/lower case character set on 68 keys. There are also five special function keys across the top of the board (PF1 through PF5). These are assigned functions in printer operation and software applications, and they are also used as the operating buttons on the micro-cassette when one is installed. There are also 13 special keys on the control panel. Two are to control the printer, and three are for PAUSE, MENU and BREAK when running BASIC programs. The INS/DEL key is used to insert or delete characters during screen editing, the NUM key converts part of the keyboard into a numeric keypad for rapid mathematical operation. The HOME/CLR key controls the cursor and clears the screen. Finally, the SCRNLK key scrolls the display for greater visibility.

The keyboard has international character sets for use in foreign languages. The selection is made by setting switches inside the computer. Character sets are labeled for use in Denmark, England, France, Germany, Italy, Spain, Sweden, and the USA.

The keyboard is a high-quality type. The keys are large, the action is positive, and the satisfactory feel is aided by small depressions. A touch typist can operate the keyboard as rapidly as any portable typewriter. In addition to the standard ASCII character set, the HX-20 has a set of 32 graphic characters. These are for such useful things as small cars, people, airplanes, music notes, graphic patterns, and lines.

The printer is a 24-column, dot-matrix impact type. It uses the full ASCII character set (upper/lower case) and has a graphic print rate of 42 lines per minute. It prints graphic characters, and also has bit-addressable graphics. It uses plain paper in 55-mm rolls and has a cartridge ribbon for easy installa-



## ...BRIEFCASE COMPUTERS

tion. This is a very nice printer with good-quality printout—truly a “baby Epson.”

When you use the computer for the first time, you must initialize the memory and the calendar clock. Once this is done, the computer will maintain the time and date information whether the computer is turned on or not.

The CMOS memory will also retain up to five programs in the computer until they are cleared. The TITLE command permits the user to make any of the stored programs part of the initial menu so that they can be directly accessed and run when selected from the menu.

The computer comes with 16K bytes of RAM memory and 32K of ROM. There is internal expansion room for 8K of ROM and external expansion provisions for 16K of RAM and 32K of ROM which must be bank-switched with the BASIC ROMs.

The Epson HX-20 uses a ROM-based form of Microsoft MBASIC. It is very much like other implementations of MBASIC except that it contains extensions for features found only on the HX-20 computer. Some of these include the clock and calendar, sound, and the cassette-based file system. This differs from the file system used with the HP-75C because it uses an audio-type cassette without the ability to drive the tape forward and backward to locate requested files. However, through the use of file indices and the location on the tape recorder digital indicator, it is possible for the user to find the requested programs on the tape.

The tape file system works either with the plug-in microcassette drive or an external cassette recorder unit. In addition to storage provided by the optional cassette file system, Epson advises it will provide an optional disk drive operating out of the high-speed serial port at 38,400 baud.

Another method of storing data inside the computer is provided by RAM files. This is an area of memory set aside to store data even when the computer power is turned off.

To use this memory area, you define RAM files and then store strings and numbers in them. The size of this storage is not great; but if used to save numeric and string values, it can be very valuable for creating software systems.

Our experience with this computer shows it to be capable of running complex BASIC programs within its memory capacity. Since we did not have any of the external peripherals, we could not test its operation as a complete system. We did use the RS232 cable to connect to a CRT terminal in order to get some idea of the operation, though the BASIC commands to open the port and send and receive data through it are somewhat complicated. We doubt if the beginning user can accomplish it. Epson advises that it will provide communications software that will be user friendly. However, the first owners of the computer will not find it easy to communicate.

The documentation supplied with the computer includes an Operations Manual that we found to be very frustrating. It goes to great lengths to be “cute” and tell the owner the basics of operation, but just when the owner is about to do something, this book stops and refers him to the Tutorial and Reference Manual. Even the Operations Manual for the Epson CX-20 Portable Acoustic Coupler does not tell

you how to operate the modem with the computer.

However, the Epson HX-20 BASIC Tutorial Manual is very good. It is not only a manual for the computer, it is a thorough course in the BASIC language, the HX-20 operation, and the file system.

**Conclusions.** Although I could not test the HX-20 with all its peripherals, this “notebook-size” computer is an admirable package. It answers the need for a portable with a full keyboard and enough computing power to be of real use on its own. The integral printer, though only 55 mm wide, is a real boon to computer users who want to travel light and yet retain a permanent record of what they are doing on the computer. With its interface provisions, the HX-20 can function reasonably well on a desktop, too, though this should not be its prime application. It is a lot of portable computing power for \$795 (without the cassette drive), but it needs applications software to reach its highest potential.

## The Hewlett-Packard HP-75C

**T**HE new Model HP-75C (“C” for continuous memory) is the first personal computer produced by Hewlett-Packard that’s small enough to take anywhere, yet has

*“... the only handheld with networking capabilities.”*



# If you have put off learning more electronics for any of these reasons, act now!

- I don't have the time.
- High school was hard for me and electronics sounds like it may be hard to learn.
- I can't afford any more education.
- I have a family now.
- I'm here. You're there. I've never learned that way before. I'm not sure it will work for me.

**Read the opposite page and see how you can get started today!**



**Be honest with yourself. Are the reasons really excuses? You already know enough about electronics to be interested in reading this magazine. So why not learn more? If you need encouragement, read on and see how excuses can be turned into results.**

**You don't have the time.** Be realistic. All you have in life is a period of time. Use it. Try to know more tomorrow than you do today. That's the proven way to success. CIE studies require just about 12 hours of your time a week, two hours a day. You probably do have the time.

**Electronics sounds like it may be hard to learn.** You already know something about electronics or you wouldn't be reading this. Now, build on that. CIE Auto-Programmed® Lessons help you learn. Topics are presented in simple, logical sequence. All text is clear and concise for quick, easy understanding. You learn step by step, at your own pace. No classes to attend. Nobody pressures you. You can learn.

**You can't afford any more education.** Actually, you can't afford NOT to gain the skills that can put you ahead of the others. You know what inflation is doing to you now. Education—learning a skill—is an inflation-fighter that can be yours. If you are not able to pay full tuition now, CIE will lend you funds on a monthly payment plan.

**You have a family now.** All the more reason why you have the responsibility to advance yourself. For the sake of your family. Do you want them to have what you had or have more than you had? The choice is yours. Electronics is a rewarding career choice. CIE can help you to get started on that career.

**You're there. We're here. How does CIE help you learn?** First, we want you to succeed. You may study at home, but you are not alone. When you have a question about a lesson, a postage stamp gets you your answer fast. You may find this even better than having a classroom teacher. CIE understands people need to learn at their own pace. When CIE receives your completed lesson before noon any day of the week, it will be graded and mailed back the same day with appropriate instructional help. Your satisfaction with your progress comes by return mail. That's how CIE helps you learn.

**NOW, IF YOU AGREE CIE TRAINING CAN WORK FOR YOU, HOW ELSE CAN CIE HELP YOU?**

Cleveland Institute of Electronics is the largest independent home study school in the world that specializes exclusively in electronics. Although "big" does not always mean "best," it is evidence that CIE is a strong, successful institution with the people and resources to help you succeed.

February 1983



**Step-by-step learning includes "hands-on" training.**

The kind of professional you want to be needs more than theory. That's why some of our courses include the Personal Training Laboratory, which helps you put lesson theory into actual practice. Other courses train you to use tools of the trade such as a 5MHz triggered-sweep, solid-state oscilloscope you build yourself—and use to practice troubleshooting. Or a Digital Learning Laboratory to let you apply the digital theory that's essential today for anyone who wants to keep pace with electronics in the eighties.



**Your FCC License can impress employers.**

For some electronics jobs, you must have your FCC License. For others, employers usually consider it a mark in your favor. Either way, your License is government-certified proof of your knowledge and skills. More than half of CIE's courses prepare you to pass this exam. Surveys show that some 80% of CIE graduates who take the exam are successful.

**Find out more! Today. Now.**

There's a card with this ad. Fill it in and return. If some other ambitious person has already removed it, use the coupon.

You'll get a copy of CIE's free school catalog, along with a complete package of personal home study information.

For your convenience, we'll try to arrange for a CIE representative to contact you to answer any questions you may have.

If you are serious about a rewarding career, about learning electronics or building on your present skills, your best bet is to go with the electronics specialists—CIE. Mail the card or coupon today or write CIE (please mention the name and date of this magazine), 1776 East 17th Street, Cleveland, Ohio 44114.

This could be the best decision you've made all year.

**Associate Degree**

Now, CIE offers an Associate in Applied Science Degree in Electronics Engineering Technology. In fact, all or most of every CIE Career Course is directly creditable towards the Associate Degree.

**"If you're going to learn electronics, you might as well learn it right!"**

*John Cunningham  
Senior Technical Director*



PE 80

**CIE Cleveland Institute of Electronics, Inc.**

1776 East 17th Street, Cleveland, Ohio 44114  
Accredited Member National Home Study Council

**YES...** I want to learn from the specialists in electronics—CIE. Send me my FREE CIE school catalog... including details about the Associate Degree program... plus my FREE package of home study information.

Print Name \_\_\_\_\_

Address \_\_\_\_\_ Apt. \_\_\_\_\_

City \_\_\_\_\_

State \_\_\_\_\_ Zip \_\_\_\_\_

Age \_\_\_\_\_ Phone (area code) \_\_\_\_\_

Check box for G.I. Bill bulletin on Educational Benefits:  Veteran  Active Duty

**MAIL TODAY!**

*The HP-75C connected to a Hewlett-Packard plotter through the HP Interface Loop.*



the flexibility to perform as a desktop computer through use of many peripherals presently available and soon to be announced. Unlike handheld computers, its QWERTY keyboard can be used for touch typing, though it does not have the proper-size keys and spacing to satisfy a speed typist.

It is the only handheld computer with networking capabilities (excepting the HP-41 Calculator, which is not a full computer). The HP-75C is the master unit in the Hewlett-Packard Interface Loop (HPIL) network, a low-speed baseband type network designed to connect computers, peripherals, and electronic test equipment.

The 26-oz HP-75C is powered by rechargeable nickel-cadmium batteries that are said to be able to operate the computer for 30 hours under maximum power-drain conditions and for three to four weeks under normal usage. It uses a CMOS CPU and RAM so that it can retain memory while turned off. The user can redefine the standard keys for special applications. In this case the redefined keys can be used with "snap-on" labels and keyboard overlays. The keys are somewhat larger than other handheld computers such as the Panasonic, which it somewhat resembles, but it is easier to type text with the HP-75C.

The HP-75C has a single-line liquid-crystal display that is a 32-character window on a 96-character line. The display is easy to read and you get used to the idea of a partial window on a line. For those who have trouble making this adjustment, there is a video adapter that can be connected to a monitor or an r-f modulator and a TV set. Of course, the use of a CRT eliminates portability of the system and the prime reason for buying a handheld computer!

The HP-75C has 16K of user RAM that can be increased to 24K by adding an 8K memory module. There are three firmware module plug-in slots that will accept 8K or 16K ROM modules. The use of these plug-in ROM modules frees the user memory for data.

The built-in operating system uses 48K bytes of the maximum 120K memory capacity, and it is ready to use when the computer is turned on. It features 169 instructions of which 147 are BASIC commands, statements, or functions. The operating system is based upon files. They consist of program files, data files, and appointment files. This is somewhat unusual for a hand-held portable computer. Most of them use simple monitor-type operating systems and cannot support disk file systems. This capability is

made possible by the HP-75C using digital cassette mass storage. As a result, tape can be moved forward and backward to locate a file and access it under command of the operating system.

There is a second type of magnetic storage available with the HP-75C—a hand-pulled magnetic-card reader built into the computer. The magnetic cards are in the form of plastic strips with magnetic striping on the back. These are inserted into the built-in reader slot and pulled through by hand. Both programs and data can be stored on the cards and the operating system will both read and write to them. They have a capacity of 1.3K bytes per card; multiple cards can be used for a program. This unusual method of magnetic storage gives the computer mass storage even in a completely portable environment.

Using the HP-75C is easy. The documentation is all contained in one Owners Manual that is so good that it could be a model of its type. Every step is explained and illustrated so that no previous experience is required to learn to operate and program the computer.

The ATTN key turns the machine off and on. Next to this are three other keys marked TIME, APPT, and EDIT which select the modes of operation. The TIME mode



displays the time and calendar information including day of week, day, month, year, hour, minute, second and a.m./p.m. Setting this information in the time mode makes it available for use in all other modes of operation.

The APPT key sets the appointment mode. In this mode the user can set the day and time of an appointment, including up to 68 characters of information about the event. When the appointment time comes, an alarm sounds and an annunciator turns on in the display window. The HP-75C comes with two calendars, a year calendar and an extended (10,000-year) calendar. Using the APPT mode, a user can schedule more than 3000 different appointments! Each appointment can keep repeating itself at intervals from 1 minute to 8 years.

The EDIT mode is the main operating medium of the HP-75C. Practically all operations are performed in this mode. When the computer is turned on, or when the EDIT key is pressed, the computer is in this mode of operation. There are two prompts. First there is the BASIC prompt which is the "greater than" symbol. In BASIC, you can write programs, run them, or load and save them. There is also a program editing facility. Keys can be re-defined and part of the keyboard can be used as a numeric keypad.

HP-75 BASIC is a very powerful version of the language. It supports many of the extended features of BASIC including conditional branching (IF-THEN-ELSE), multi-statement lines, computed GOSUB, Program Timers, Arrays, Strings, User-Defined Functions, and Program Calls. There is also complete formatting capability for screen use as well as print formatting.

One does not expect to find this language strength in a portable computer. In addition the HP-75C includes a complete debugging facility with the ability to trace program execution, variables, and branches.

The HP-75C also has a file handling system that enables the user to store and access multiple programs,

text memos, appointment calendars, and other blocks of information. A file is defined as an area of memory that can be identified by name and manipulated as a unit. They are collections of lines of information that have either been entered from the keyboard or from a mass data-storage medium. The computer can hold as many files as memory permits. There are six types:

1. Basic or program files.
2. Text files
3. Appointment files.
4. Keys files (special text files).
5. Language Extension files (special program files from magnetic cards, cassettes, or plug-in ROMS).
6. Logical Interchange files (files with a special format for interchanging information between the HP-75C and other computers).

Files are created from the EDIT mode when either the BASIC or TEXT prompt is selected. The system includes the capacity to edit all files in the computer.

The Hewlett-Packard Interface Loop enables the user to extend the capabilities of the HP-75C to as many as 30 external devices. This includes video interfaces, printers, plotters, tape drives, other computers with disk systems, and numerous electronic devices used for control and test purposes. It is this facility that is the best feature of the computer. It opens the whole world of control and computing to this relatively inexpensive device that is portable, powerful, and versatile.

The HP-75C can also be connected to the HP Series 80 computers by means of the HP-IL through an adapter plugged into the back of the

## BENCHMARK TESTS

The benchmark test involved the generation of prime numbers from 0 to 1000; with 303 primes generated. Using the Sieve of Eratosthenes method adapted for portable computers, the times for the two computers were:

Epson HX-20: 79 seconds  
Hewlett-Packard HP-75C: 59 seconds

computer. This makes it possible to use the computer as part of a desktop system and then detach it and carry it to use in a completely portable mode.

**Conclusion.** In our tests of the HP-75C, everything worked as specified in the excellent manuals. We did have one problem in getting the cassette storage function to work. We called Hewlett-Packard for help; but before they could get back to us, a little more reading in the manual enabled us to solve the challenge ourselves. We had not initialized the microcassette tape. We are used to disks that have to be formatted, but audio types normally do not require initialization. Once we did what the manual instructed, everything worked as it should. As usual we ran some benchmarks, which are given here in a box. The HP-75C is fast for a portable if that is your criterion, and it has the capability to solve the most complicated problems.

When it comes to price, the HP-75C costs more than twice as much as the Panasonic (Quasar, *et al.*), which can do some of the same things. However, the Hewlett-Packard is unique in some ways and thus must be considered to stand in a class of its own. For such a machine, I consider \$995 a reasonable price. You could spend much more on a less powerful but larger computer, without the same utility and capability. The 8K memory modules are priced at \$195, the digital cassette is \$550, and the printer/plotter is \$795.

If you want to use a large video screen with a monitor or TV, you can buy an adapter for \$295. The HPIL converter to connect the loop to the other Hewlett-Packard Series 80 Computers is \$395. Other adapters for RS232C and the Hewlett-Packard Interface Bus (HPiB) will be released early in 1983.

Software for the HP-75C will be available in large quantities according to Hewlett-Packard. The first releases are to include nine Solutions Books for investment, real estate, math, and statistics. These will have programs on magnetic cards or tapes and are scheduled to be priced at only \$10 each. ◇

# A Broadcast-Band

By John Potter Shields

**M**ANY shortwave receivers suffer from severe front-end overload when operated near high-power, AM-broadcast stations (50 kW or more). This problem is caused by several factors. One is insufficient front-end selectivity and another, which happens more frequently, is cross modulation due to nonlinearity of the first-stage transistor's operating characteristics. The effect of this broadcast band (BCB) overload is reduced overall receiver sensitivity and the appearance of spurious signals throughout portions of the shortwave band.

The problem of front-end overload can be corrected to some extent by placing a resistive attenuator between the antenna and receiver's input terminals. However, this will degrade overall receiver performance. A better solution is to install a series-resonant "wave trap" between the antenna and the receiver's input. This will eliminate the interfering broadcast signal without affecting receiver sensitivity in the SW bands.

**Circuit Operation.** Figure 1 shows how the filter performs its task. In this example, the filter is tuned to

the interfering station (800 kHz). Note that the filter's notch greatly attenuates the signal amplitude at

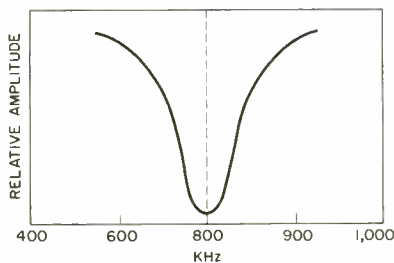


Fig. 1. Frequency characteristic of the notch filter.

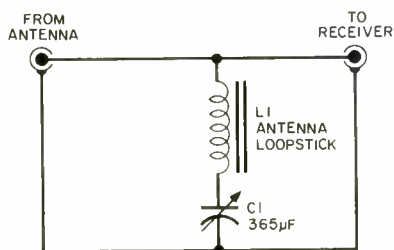


Fig. 2. Schematic diagram of the filter.

Introducing

## Ant Eater™

ROM CARTRIDGE  
FOR USE WITH ATARI® 400/800 COMPUTER

Wave after wave of horrid black insects waving their feelers! Tough, age-old ants. Perhaps they'll rule the world, after man becomes extinct through war and pollution. How do you want your Anteater? Eat him raw, bit by bloody bit. Command your slaveants to kill the Anteater by laying deadly eggs. Or maneuver him by stealth under a crushing rock. Will the little varmints take over? Or will the Anteater out-feel them? Play and see. May the best species win! Ideal for picnics.

**ROMOX™**  
Romox Inc.  
501 Vandell Way  
Campbell, CA 95008  
(408) 374-7200

ATARI is a registered trademark of Atari Inc.



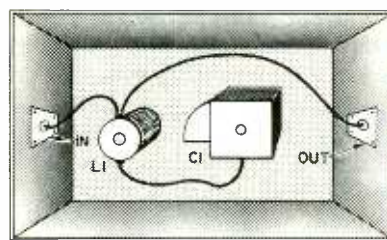
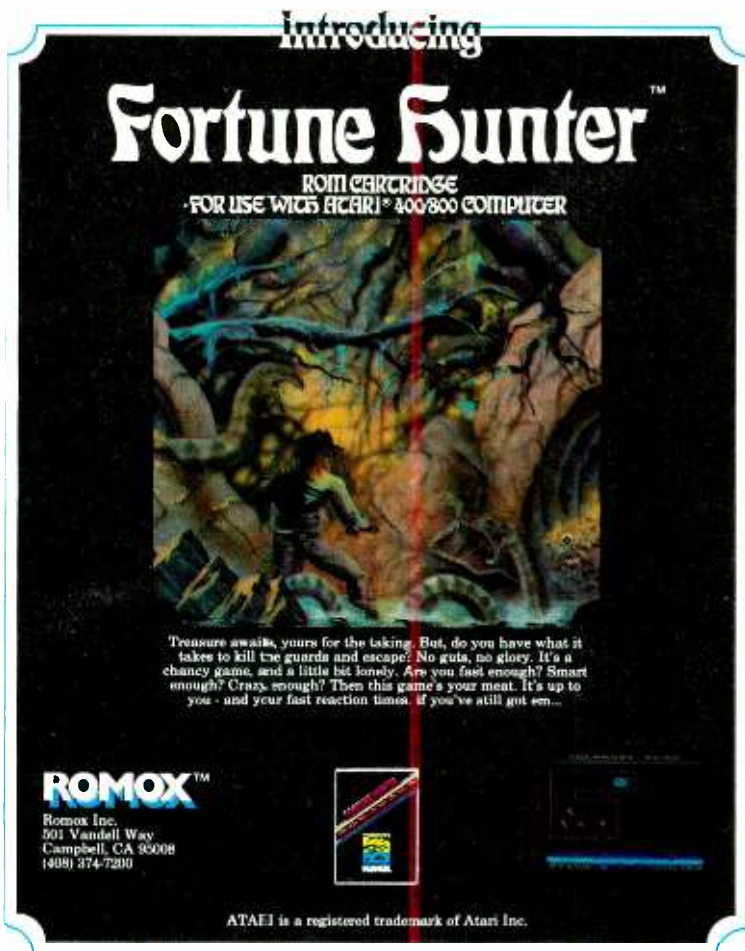
# Notch Filter

800 kHz, while not affecting signal frequencies on either side of the notch.

Figure 2 shows the schematic diagram of the filter. It is series-resonant, tuned to the frequency of the

interfering signal. A ferrite "loopstick" antenna coil is used for the inductance due to its high "Q." It provides a sharp null at the resonant frequency. Tuning is accomplished by means of a standard 365- $\mu\text{F}$  variable capacitor.

**Construction.** You might be able to find most or all of the parts for the project in your junk box. The variable capacitor can often be salvaged from an old broadcast set.



METAL ENCLOSURE

Fig. 3. Construction of the filter.

(These capacitors can be purchased from companies, such as Calectro, which have parts displays in most electronic parts stores.) You can also use a 365- $\mu\text{F}$  trimmer with good results. Similarly, the loopstick antenna coil can be dug out of an old set or purchased from a source such as Calectro.

Figure 3 shows a suggested method of assembling the filter. Although SO-239 connectors are shown, you can use "RCA" type. Also, you can include the filter in your receiver if there is room.

**Use.** Using the BCB filter is simplicity itself. Just connect the input of the filter to the antenna and the output to the receiver's antenna terminals. A length of shielded cable should be used between the output of the filter and the receiver's antenna terminals.

With the filter connected, switch on the receiver and adjust the filter's tuning control to notch out the interfering BCB signal.  $\diamond$

# COMPUTER VIDEO GAMES

## Hands-on Reviews of the Latest Computer Game Software

### FREE FALL

*Sirius Software. Arcade game for Apple II. \$34.95.*

Programmer Mark Turmell has developed an eye-catching, cartoonist style as was evidenced in his earlier best-selling games of *Sneakers* and *Beer Run*. Turmell's legions of fans won't be disappointed by his latest effort—a wild, carefree romp through a never-never land of anti-gravity girders.

The girders fly across the screen. Atop some of the girders are fizzing bombs. The bouncing balls that are constantly traversing the screen can contact a bomb and set off a deadly explosion at any time. Also atop some girders are prizes. Long, deadly knitting needles shoot upward from the bottom of the screen and the floor of the display is cut by cartoon-man sized holes.

To the right of the girder display is the elevator that lifts your hapless cartoon hero to the roof over the girders, prizes, bombs and holes. Paddles, joystick, keyboard or joystick controls will allow you to control his grasping little hands so as to drop through space, grabbing girders and prizes all the way to—hopefully—vanish into a hole in the floor. Miss the hole and splat!

Higher levels of play introduce the dreaded bip-bops and the vicious and (to us, anyway) super-deadly gunners. If you like cartoon-style arcade, you'll drop everything for this one.

### BATTLE FOR NORMANDY

*Strategic Simulations Inc. Wargame simulation for Apple II, Atari 800, and TRS-80. \$39.95.*

If you've been thinking of getting into computer wargaming, this is just about the best introductory game we've seen. And, it is full of enough features so that even the old

campaigner should find it interesting.

You are in charge of Operation Overlord, the D-Day landings by the Allies on the shores of France. All of the units that took part in the historical battle are represented in the game. The computer, if you lack a human opponent, will gladly become a siliconized version of Reichmarshall Rommel and attempt to throw your invasion back into the sea.

The main map that you play on is called the Tactical Map. This is gridded in a hexagonal manner to regulate the movement of the playing pieces (hi-resolution shapes on the Apple, flags on the Atari and lettered blocks on the TRS-80). But, before you even begin moving each day you must split up that day's available transport allocation between fuel, general, combat and amphibious supplies.

Finally, once you have done the logistics, the paratroopers land; the United States hits Omaha and Utah beaches and the British Expeditionary Forces swarm ashore at Gold, Juno and Sword beaches. Meanwhile, you allocate your air and naval support.

You begin to carefully but aggressively establish your beachheads by moving your depot brigades to form a supply line for your rangers, commandos, and regular combat troops of both infantry and armored divisions. As you deploy, and make ready to fight for every pixel of land, you must keep in mind many factors. The bright terrain is delineated into clear hexes, as well as bocage,

swamp, river, beach and ocean—and villages and cities are depicted as well. Each terrain has an effect on both defender and offender for each combat.

While the computer does indeed keep track of figuring out the fairly complex formulas that govern the results of combat and movement—it is well for the human player also to be familiar with these as presented in the rules. While it is possible to play this game without knowing, for example, how combat results will affect fatigue levels—the computer or a studious human opponent would win every time.

We found the new movement system of one-key controls to be easy to learn and use. You simply move a cursor atop a unit, and then move the unit. Full on-screen details are given for each of the units you are moving to help you keep track of the myriad of variables involved in even the simplest move.

Victory conditions are much the same as they were on D-Day. The Allied player must take and occupy the Cherbourg Peninsula while also taking Caen and St. Lo. Meanwhile, the Allies must mass for a breakout through Normandy.

Sit down with this game on your computer and a videotape of *The Longest Day* playing on the TV in the background, and you'll be on the edge of your seat as you really get into the strategic and tactical concepts of this fine simulation. ◇

*Free Fall (right)*



*Battle for Normandy (below)*





# THE POWER IS WITHIN YOUR REACH.



## TIMEX INTRODUCES THE POWER OF THE COMPUTER FOR JUST \$99.95\*

**TIMEX Sinclair 1000**

This new computer from Timex represents a major breakthrough: a real computer at an almost unreal price. What makes it possible are our advances in microchip technology and computer circuitry. And, as technology increases, price decreases. It happened to the calculator. It happened to the digital watch. Now Timex has made it happen to the computer.

The Timex Sinclair 1000 allows you to use your own TV as a display monitor, and your audio cassette

recorder for storing programs. For \$99.95\* you get everything else you need, including our step-by-step learning guide that'll have you running programs within hours. And writing them within weeks.

Pre-programmed cassettes for the Timex Sinclair 1000 are available on such subjects as education, finance and entertainment. And for \$49.95\* you can add an additional 16K RAM memory bank that will let you do further advanced programs.

The power of the computer is within your reach today. Visit your local retailer or call our toll-free

number 1-800-248-4639 for the Timex computer dealer nearest you.



**TIMEX COMPUTERS**

**THE POWER IS WITHIN YOUR REACH**

\*Suggested retail price.

© Timex Computer Corporation, 1982

## Designing Subroutines For a Board Game

By Jim Keogh

ONCE in a while, we all get talked into playing one of those board games—usually just when we feel like doing something else. Sometimes, though a board game can be just what you need to get a small party off and running. Chances are it might be even better if you could play the game on your microcomputer. With a little programming ability, you can design your own program to play your favorite game on your computer.

Here is a subroutine that will “draw” the game board on your display screen. Subroutines for both the TRS-80 and Apple II are shown here. However, they can be modified to operate on other microcomputers.

The game board generated by

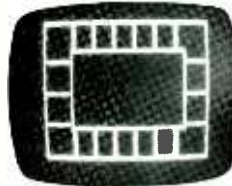
### APPLE II

```

1 REM CLEAR SCREEN
2 CALL -936
3 GR
4 COLOR=1
10 REM OUTSIDE EDGE OF GAME BOARD
20 HLIN 4,37 AT 4
30 VLIN 4,37 AT 4
40 HLIN 4,37 AT 37
50 VLIN 4,37 AT 37
60 REM INSIDE EDGE OF GAME BOARD
70 HLIN 9,32 AT 11
80 VLIN 11,30 AT 9
90 HLIN 9,32 AT 30
100 VLIN 11,30 AT 32
110 REM GAME BOARD BOXES
120 VLIN 4,11 AT 10
130 VLIN 4,11 AT 15
140 VLIN 4,11 AT 20
150 VLIN 4,11 AT 25
160 VLIN 4,11 AT 30
170 HLIN 4,9 AT 13
180 HLIN 4,9 AT 18
190 HLIN 4,9 AT 23
200 HLIN 4,9 AT 28
210 VLIN 31,27 AT 10
220 VLIN 31,37 AT 15
230 VLIN 31,37 AT 20
240 VLIN 31,37 AT 25
250 VLIN 31,37 AT 30
260 HLIN 32,37 AT 13
270 HLIN 32,37 AT 18
280 HLIN 32,37 AT 23
290 HLIN 32,37 AT 28
    
```

these subroutines is not designed to represent any particular one. The purpose of the display is to illustrate how you can modify this subroutine to fit your own program.

The REM statements contained in these subroutines identify program statements that will display the outside of the board, the inside of the board, and the game board



A sample board.

boxes. To modify this design, find the segment of the subroutine that you would like to change and insert the newly modified statements in that segment of the subroutine.

By careful study, you will be able to mold the subroutine into one of your favorite game boards. Of course to make your computerized game board complete, you will have to include other subroutines.


Remember these subroutines are just building blocks from which you can create your own board game. You should, however, find building a board game from this subroutine just enough to head you in the proper direction. ♦

### TRS-80

```

1 CLS
2 REM OUTSIDE EDGE OF GAME BOARD
10 FOR A = 15428 TO 15483
20 POKE A,176
30 NEXT A
40 FOR A = 15492 TO 16260 STEP 64
50 POKE A,149
60 NEXT A
70 FOR A = 16262 TO 16315
80 POKE A,176
90 NEXT A
100 POKE 16260,181
101 POKE 16261,176
110 FOR A = 15547 TO 16316 STEP 64
120 POKE A,170
130 NEXT A
140 POKE 16315,186
150 REM INSIDE EDGE OF GAME BOARD
160 FOR A = 15627 TO 16075 STEP 64
170 POKE A,170
180 NEXT A
190 FOR A = 15629 TO 15666
200 POKE A,176
210 NEXT A
211 POKE 15666,144
220 POKE 15627,160
230 POKE 15628,176
240 FOR A = 15730 TO 16115 STEP 64
250 POKE A,149
260 NEXT A
280 FOR A = 16140 TO 16178
290 POKE A,131
300 NEXT A
301 POKE 16139,130
302 POKE 16178,129
310 REM GAME BOARD BOXES
320 POKE 15580,191
330 POKE 15516,191
340 POKE 15644,191
350 POKE 15587,191
360 POKE 15523,191
370 POKE 15651,191
380 POKE 15594,191
390 POKE 15530,191
400 POKE 15658,191
410 POKE 15601,191
420 POKE 15537,191
430 POKE 15665,191
440 POKE 15573,191
450 POKE 15509,191
460 POKE 15637,191
470 POKE 15566,191
480 POKE 15502,191
490 POKE 15630,191
500 FOR A = 15685 TO 15690
510 POKE A,131
520 NEXT A
530 FOR A = 15877 TO 15882
540 POKE A,131
550 NEXT A
560 FOR A = 16069 TO 16074
570 POKE A,131
580 NEXT A
590 FOR A = 15731 TO 15738
600 POKE A,131
610 NEXT A
620 FOR A = 15923 TO 15930
630 POKE A,131
640 NEXT A
650 FOR A = 16115 TO 16122
660 POKE A,131
670 NEXT A
680 POKE 16206,191
690 POKE 16270,191
700 POKE 16142,191
710 POKE 16277,191
720 POKE 16213,191
730 POKE 16149,191
740 POKE 16284,191
750 POKE 16220,191
760 POKE 16156,191
770 POKE 16291,191
780 POKE 16227,191
790 POKE 16163,191
800 POKE 16298,191
810 POKE 16234,191
820 POKE 16170,191
830 POKE 16305,191
840 POKE 16241,191
850 POKE 16177,191
860 GOTO 860
    
```





# BEHIND EVERY GOOD SINCLAIR IS A MEMOPAK

If you own a Timex-Sinclair 1000 or ZX81 computer, you should have a Memopak behind it. From increased memory to high resolution graphics, Memotech has a Memopak to boost your system's capabilities. Every Memopak peripheral comes in a black anodised aluminum case and is designed to fit together in "piggy back" fashion to enable you to continue to add on and still keep an integrated system look.



**Memopak 64K RAM** The 64K RAM extends the memory of your Sinclair by 56K to a full 64K. It is directly addressable, user transparent, is neither switched nor paged and accepts such BASIC commands as 10 DIM A (9000). The Memopak 64K turns your Sinclair into a powerful computer suitable for business, recreational and educational use. No additional power supply is required.

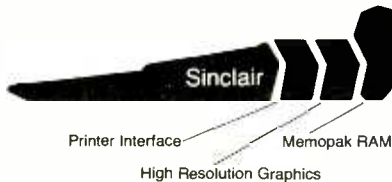
**Memopak 32K RAM** The 32K RAM Memopak offers your Sinclair a full 32K of directly addressable RAM. Like the 64K Memopak, it is neither switched nor paged and enables you to execute sophisticated programs and store large data bases. It is also fully compatible with Sinclair's or Memotech's 16K RAM to give you a full 48K of RAM.

**Memopak 16K RAM** The Memopak 16K RAM provides an economical way to increase the capabilities of your Sinclair. And at the same time, it enables you to continue to add on other features with its "piggy back" connectors. It is compatible with the Sinclair 16K or a second Memopak 16K or Memopak 32K to give 32K or 48K of RAM respectively.

**Memopak High Resolution Graphics** The Memopak HRG contains a 2K EPROM monitor and is fully programmable for high resolution graphics. The HRG provides for up to 192 by 248 pixel resolution.

**Memopak Printer Interface** The Memopak Centronics Parallel or RS232 Interface paks enable your Sinclair to use a wide range of compatible printers (major manufacturers' printers available through Memotech at significant savings). The resident software in the units gives the ASCII set of characters. Both Memopak printer interfaces provide lower case character capabilities. The RS232 Interface is also compatible with modems.

**New products coming soon** Memotech will soon be introducing four new Sinclair compatible products: a high quality, direct connection keyboard, a digitizing tablet, a 16K EPROM and a disk drive. Watch for our future advertisements.



## Order at no risk

All Memotech products carry our 10 day money back guarantee. If you're not completely satisfied, return it in ten days and we will give you a full refund. And every Memotech product comes with a six month warranty. Should anything be defective with your Memopak, return it to us and we will repair or replace it free of charge. Dealer inquiries welcome. To order any Memotech product call our toll-free number **800/662-0949** or use the order coupon.

**MEMOTECH**  
CORPORATION

7550 West Yale Avenue  
Denver, Colorado 80227  
(303) 986-1516  
TWX 910-320-2917

Mail to: Memotech Corporation, 7550 West Yale Ave., Denver, CO 80227			
Code: CE-02			
	*Price	Qty.	Total
64K RAM	\$179.95		
32K RAM	109.95		
16K RAM	59.95		
Centronics Parallel Printer Interface	104.95		
RS232 Printer Interface	139.95		
High Resolution Graphics	144.95		
Shipping and handling	4.95		\$4.95
* All prices quoted in U.S. dollars.			Tax **
** Colorado residents please add sales tax			Total
<input type="checkbox"/> Check <input type="checkbox"/> MasterCard <input type="checkbox"/> Visa			
Account No.			Exp.
Name			
Address			
City	State	Zip	

# ROBOTIC ARMS

By Leslie Solomon, Technical Director

**R**OBOTIC arms operate under the control of a pre-programmed computer or computer-like control system. Any one of various types of end-of-arm tools can be added to create a machine capable of performing almost any number of

industrial tasks such as painting, welding, or in a physically smaller version, even moving chess pieces on a board. For industrial purposes the arms are usually fixed to some form of baseplate, making them static. This type of mechanism is

sometimes called a "pick-and-place" device since that is about the extent of their use.

There are three types of arm actuation—hydraulic, pneumatic, and electrical. The first two require the use of large, expensive, and

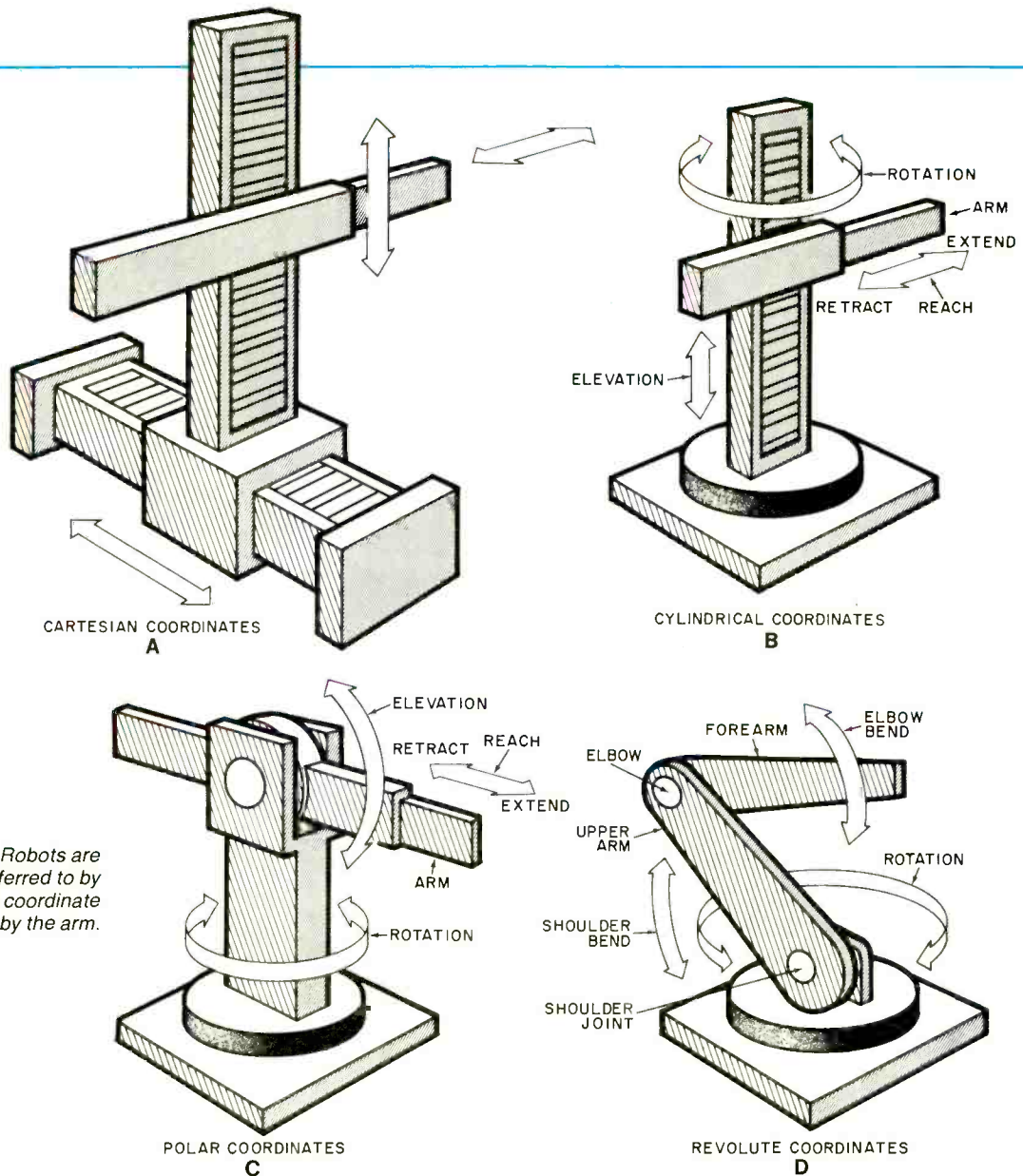


Fig. 1. Robots are referred to by the coordinate system used by the arm.



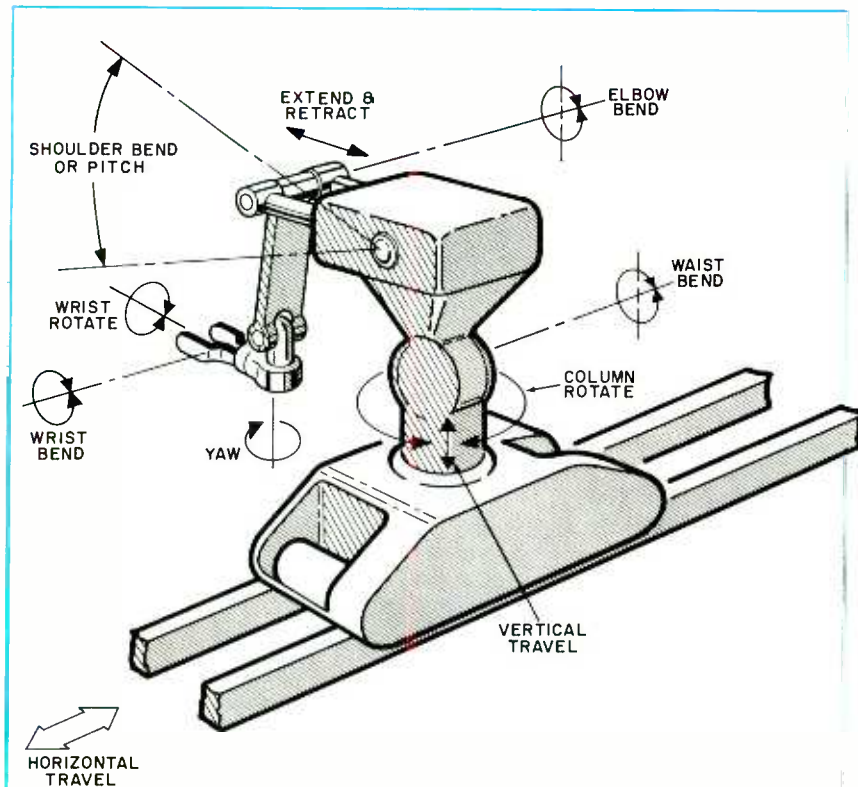


Fig. 2. This mechanism has 10 degrees of freedom, with the axes of movement resembling those of a human torso.

configurations refer to the coordinate system used by the arm, and include Cartesian, Cylindrical, Polar, and Revolute. These are shown in Fig. 1. The particular coordinate system used dictates the shape and size of the area, called "work envelope," in which the end of the arm and its attached manipulator (gripper, etc.) can be placed. As can be determined from Fig. 1, the Cartesian system can produce a work envelope shaped like a cube; the Cylindrical coordinate system's work area will be shaped like a thick cylinder; the Polar coordinate system produces a work space shaped like half a sphere; and the Revolute approach can almost emulate the human arm.

**Degrees of Freedom.** The number of intricate motions that a robot's arm can perform is determined by the number of axes it has. These are often called "degrees of freedom." A device having 10 degrees of freedom is shown in Fig. 2. Note that other than the capability of extension and retraction of the arm "shoulder," all axes resemble those of the human torso. Most industrial robots have three to five degrees of freedom to perform their specified task. Obviously, the greater the number of degrees of freedom, the more complex task the robot can perform.

In the mechanical systems shown in Fig. 1, some form of gripper or manipulator as in Fig. 3 is assumed to be attached to the end of the arm. In Fig. 1B, the manipulator can be extended, retracted, moved up or down, or rotated to any desired azimuth. Thus, the work envelope forms a cylinder. In the approach shown in Fig. 1C, the manipulator can be extended, retracted, pivoted in the vertical plane, and rotated around the base to form a half-sphere work envelope. The Revolute approach shown in Fig. 1D closely resembles the human arm. It has a base plus an "upper arm" and "forearm" that move in a vertical plane with respect to base, while the "elbow" and "shoulder joint" resemble those of the human arm. The work envelope of this approach approximates a major portion of a sphere. ♦

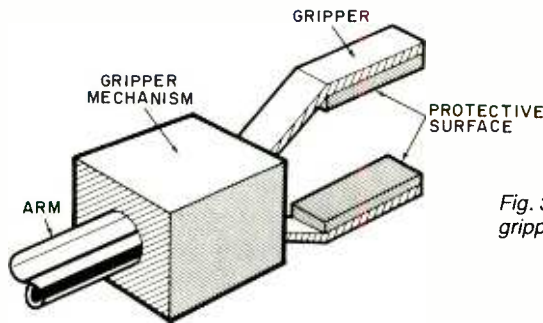


Fig. 3. Diagram of a typical gripper attachment.

noisy pumps and compressors. Therefore they are for heavy-duty, factory-type applications where physical strength is required to manipulate large heavy objects. The electrical approach can essentially be divided into two areas—heavy-duty (factory) and mobile robots. The heavy-duty area is similarly used in a factory environment, and requires large multi-horsepower motors and heavy-duty gear trains and reduction gears.

In the low-power, electrically actuated mobile robot, movement is via fractional horse-power dc motors, which limits its "work" power to light loads. However, this approach lends itself to relatively low cost and permits operation from batteries. This frees the robot from restraints of power system cabling, allowing it to be mobile.

Some of the terms used for fixed-arm industrial robots are also applicable to "personal" robots. Such

C  
A  
L  
M

# MOOD INDEX

T  
E  
N  
S  
E





# What's Your TENSENESS LEVEL?

Connecting an interactive "Biobox" to a TRS-80 Color Computer enables you to monitor how tense you are and experiment with biofeedback techniques

By Jim Barbarello

## RELAX!

If your emotions have been riding the express track all day and can't stop to heed the command above, maybe you need a Biobox in your life. The Biobox is a low-cost (\$15) electronic device that detects body changes due to stress and tension. The electronic information from the Biobox is applied to a TRS-80 Color Computer and fed back to you in the form of variations in sound and color on the TV display. Through the biofeedback procedure, it is possible, with practice, to consciously control your emotional state. (Note: Biofeedback is a subjective procedure and may not give the same results in all cases.)

**About the Circuit.** One condition of the body that can be measured easily is skin resistance. When you are tense or stressful, the electrical resistance between your index and middle fingers decreases. As you relax, this resistance increases. The Biobox senses this resistance change and converts it into a voltage.

As shown in Fig. 1, the two "bioprobes" are attached to the middle and index fingers. The resultant skin resistance is represented by  $R_{BIO}$ . The two resistances,  $R_{BIO}$  and  $R_I$ , form a voltage divider. As the skin resistance decreases, the voltage at the base of transistor  $Q1$  increases. This voltage is multiplied (amplified) by a factor of about  $\times 20$  and applied to the computer's joystick input.

**About the Program.** So far, the hardware we've discussed detects

changes in skin resistance and sends a binary number between 0 and 63 to the Color Computer. What we need now is a program that uses this information to provide audible and visible feedback. That program is shown on page 79. It does not use any Extended BASIC functions so it can be run on any version of the Color Computer.

The program begins with the DATA statement of line 10. The eight numbers represent the eight different screen colors (3—blue, 6—cyan, 1—green, 5—buff, 2—yellow, 7—magenta, 8—orange, and 4—red). Using these colors, we can create a "Mood Index." If we consider buff as the middle (neutral) point, the "cooler" colors of green, cyan, and blue (also black) will indicate successive stages of calm. The "hotter" yellow, magenta, orange, and red indicate escalating tension.

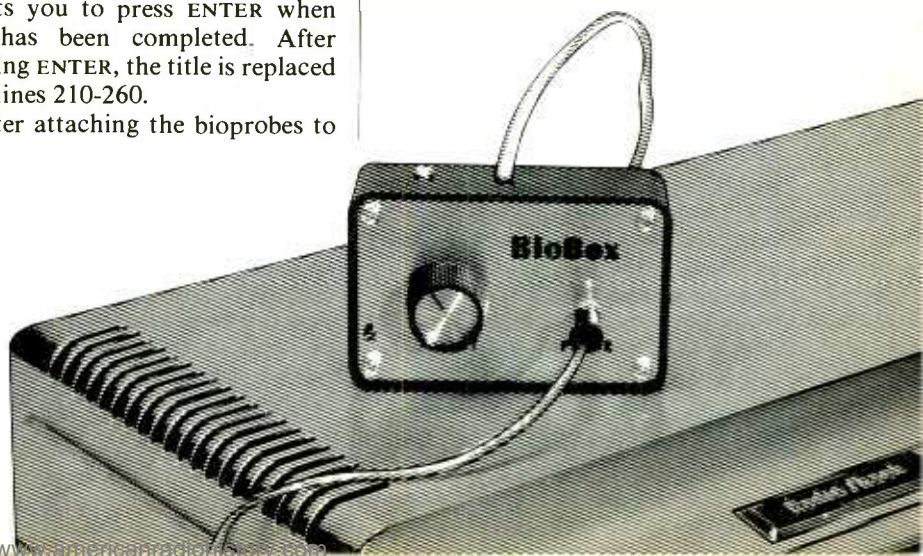
When the program is run, the screen presents a title and the Mood Index. The Index is used as a gauge with an arrow as the indicator. Next, a message to attach the Biobox to the right joystick input is displayed (lines 170-180) below the title. The message in line 190 instructs you to press ENTER when this has been completed. After pressing ENTER, the title is replaced with lines 210-260.

After attaching the bioprobes to

your index and middle fingers, you can begin to vary the ADJUST control on the biobox. As you do, you will note that the arrow pointer moves along the scale (see lines 270-300). When you press ENTER, execution jumps to line 310. The actual biofeedback monitoring occurs in lines 310-360.

The number corresponding to the voltage generated by the Biobox is stored in the variable M. This number is then used to determine the pitch of the audible feedback beep (line 330), the color the screen presents as a visual feedback (lines 340-350), and the repetition rate of the beep (line 360). Thus, as tension decreases, the screen's colors become "cooler," and the beeping is at a lower pitch and repetition rate. At the "ultimate" state of calmness (see line 320), sound and visual presentation cease (CLS0 produces a totally black screen).

**Construction.** The Biobox is relatively simple to construct. Start by assembling the circuit of Fig. 1 on a small piece of perf board or printed-



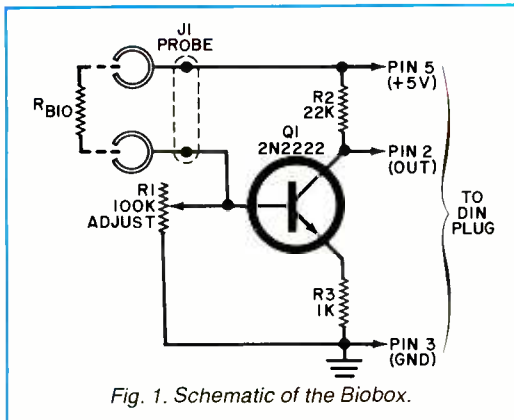


Fig. 1. Schematic of the Biobox.

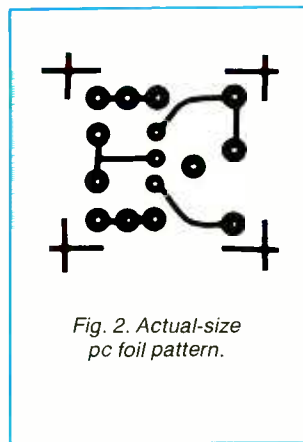


Fig. 2. Actual-size pc foil pattern.

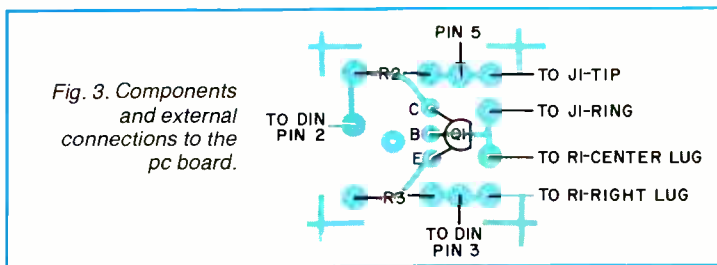


Fig. 3. Components and external connections to the pc board.

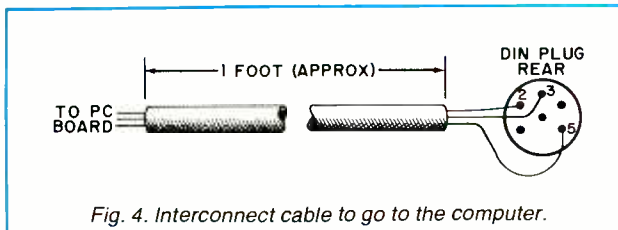


Fig. 4. Interconnect cable to go to the computer.

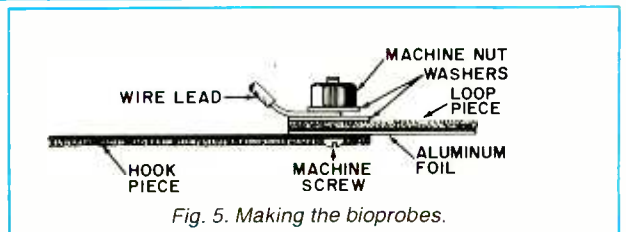


Fig. 5. Making the bioprobes.

**PARTS LIST**

- R1—100-kilohm linear potentiometer
- R2—22-kilohm, 1/4-W, 5% resistor
- R3—1-kilohm, 1/4-W, 5% resistor
- J1—3/32" subminiature phono jack
- P1—6-pin male (stereo) audio DIN connector
- P2—3/32" subminiature phono plug
- Q1—2N2222 or 2N2222A npn silicon, general-purpose transistor
- Misc.—Control knob, pc board or perf board, 1' 3-conductor wire, 4' stranded and twisted wire, 1 case (Radio Shack #270-230 or similar), self-sticking hook-and-loop fasteners (Radio Shack #64-2345 or similar) two #4-40 × 1/4" machine screws, two #4-40 machine nuts, 4 flat washers, 1' #22 stranded wire, solder, etc.

**Note:** The following is available from **J. J. Barbarello, RD #1, Box 241H, Tennent Rd., Englishtown, NJ 07726: complete kit (Item CBF) containing all listed materials and Biofeed program on cassette tape for \$15. New Jersey residents, add 5% sales tax.**

small piece of perf board or printed-circuit board (using the foil pattern of Fig. 2). Mount R1, R2, and Q1, and connect four 3" lengths of wires to R1 and J1 as indicated in Fig. 3. Now prepare the Color Computer interconnect cable as shown in Fig. 4. Finally, connect the cable to the pc board as shown in Fig. 3. Mount the unit in any suitable case.

The bioprobes are simple electrical contacts with a contact area of about 1 sq in. each. In its simplest form, a probe could be a piece of aluminum foil wrapped around a finger with a jumper wire connecting it to the circuit. Our bioprobes, however, are a bit more sophisticated. Besides the foil, hook-and-loop fastener material (commonly called "Velcro") is used.

Cut two 3" × 3/4" hook pieces and two 1 1/4" × 3/4" loop pieces. On each of the four pieces, punch a 1/8"-diameter hole located 1/4" from

one end and centered along the width (i.e. 3/8" from either side).

Cut a 2" × 3" piece of aluminum foil. Fold it in half to form a 1" × 3" piece. Fold it in half again to form a 1" × 1 1/2" piece. Then fold the four sides over 1/8" for a final size of 3/4" × 1 1/4". Create another piece the same way. Now remove the paper backing from the two loop pieces, and carefully place an aluminum foil piece (with the folded edges toward the adhesive) onto each of the two loop pieces.

Using a sharp knife, cut the paper backing of the hook piece 1/2" from the end that has the 1/8" hole. Remove that 1/2" of paper backing. Take the loop piece and place it on the exposed adhesive of the hook piece so that both 1/8" holes are aligned and the aluminum foil is sandwiched in the middle. Using a sharp knife, slit the aluminum foil in the 1/8" hole so the screw passes

through but makes electrical contact. Repeat this procedure with the remaining hook-and-loop piece.

To complete the bioprobes, you will need two #4-40 × 1/4" machine screws, two #4-40 nuts, four small washers, a four-foot length of stranded, twisted wire and a subminiature phono jack. Place a screw through the 1/8" hole of one of the hook/loop pieces so the screw head is against the hook piece. Place a washer over the end of the screw (on the loop side). Strip 1/2" of insulation from one wire and wrap the wire around the end of the screw. Place another washer over the screw and secure with a nut (Fig. 5). Repeat this procedure with the other hook/loop piece. Finally, attach the subminiature phono plug to the other end of the wire. Remove the remaining paper backing and press your fingers against the adhesive. Repeat this until the adhesive is no

(Continued on page 84)



## BIOFEEDBACK PROGRAM

```
1 REM** BIOFEEDBACK PROGRAM
2 REM** NAME: BIOFEED
3 REM** #4, 21 AUGUST 1982
4 REM**
10 DATA 3,6,1,5,2,7,8,4
20 CLS:FOR I=1024 TO 1055:POKE I,32:NEXT
30 FOR I=1056 TO 1212:STEP 32:POKE I,32:POKE I+31,32:NEXT
40 FOR I=1216 TO 1248:POKE I,32:NEXT:POKE I,1279,32
50 PRINT@33, "*****BIOFEEDBACK*****"
60 PRINT@65, "*****BIOFEEDBACK*****"
70 PRINT@97, "*****"
80 PRINT@227, "C 1982 BY J.J. BARBARELLO";
90 FOR I=1280 TO 1535:POKE I,32:NEXT
100 AS="MOOD":FOR I=1 TO 4:POKE I,32+(I-1)*2,ASC(MID$(AS,I,1))-64:NEXT
110 AS="INDEX":FOR I=1 TO 5:POKE I,387+(I-1)*2,ASC(MID$(AS,I,1))-64:NEXT
120 POKE 1475,128
130 FOR I=0 TO 21:STEP 3:READ CL:POKE 1478+I,127+16*CL:POKE 1476+I,45:POKE 1477+I,45:NEXT
140 RESTORE:POKE 1347,3:POKE 1379,1:POKE 1411,12:POKE 1443,13:POKE 1507,30
150 POKE 1339,20:POKE 1371,5:POKE 1403,14:POKE 1435,19:POKE 1467,5
160 FOR I=1 TO 1000:NEXT:GOSUB 370
170 PRINT@133, " 'BIOBOX' CONNECTS TO ";
180 PRINT@163, "THE RIGHT JOYSTICK INPUT.";
190 PRINT@227, "PRESS <ENTER> WHEN READY.";
200 AS=INKEY$:IF AS="" THEN 200 ELSE IF ASC(AS) <> 13 THEN 200
210 GOSUB 370:PRINT@33, " PLACE THE BIOPROBES ON YOUR";
220 PRINT@65, "INDEX AND MIDDLE FINGERS. ";
230 PRINT@97, " USING THE <ADJUST> CONTROL.";
240 PRINT@129, "SET THE ARROW TO THE POSITION";
250 PRINT@161, "THAT BEST MATCHES YOUR MOOD.";
260 PRINT@225, "PRESS <ENTER> WHEN ADJUSTED.";
270 I=JOYSTK(0):M=JOYSTK(1):SO=SC:SC=8-INT((M+1)/8)
280 AS=INKEY$:IF AS="" THEN 290 ELSE IF ASC(AS)=13 THEN GOSUB 370:GOTO 310
290 IF SO <> SC THEN POKE 1507+SC*3,30:POKE 1507+SO*3,32
300 FOR I=1 TO 100:NEXT:GOTO 270
310 I=JOYSTK(0):M=JOYSTK(1)+1
320 IF M > 56 THEN CLS:GOTO 360
330 SOUND 197,1-M*M/16,1
340 SC=8-INT((M+1)/8)
350 FOR I=1 TO SC:READ CL:NEXT:CLS:CL:RESTORE
360 FOR I=1 TO 15*M:NEXT:GOTO 310
370 FOR I=100 TO 200:STEP 20:SOUND I,1:NEXT:RETURN
```



# EQUIPMENT AND TRAINING NO OTHER SCHOOL CAN MATCH.

**NTS HOME TRAINING INVITES YOU TO EXPLORE MICROCOMPUTERS,  
DIGITAL SYSTEMS AND MORE, WITH STATE-OF-THE-ART EQUIPMENT  
YOU ASSEMBLE AND KEEP.**

Without question, microcomputers are the state of the art in electronics. And NTS is the only home study school that offers you training for this booming field with a choice of 3 production-model micro computers.

We'll explain the principles of troubleshooting and testing your microcomputer and, best of all, we'll show you how to program it to do what you want.

You'll use a digital multimeter, a digital logic probe and other sophisticated testing gear to learn how to localize problems and solve them.

Send for the full color catalog in the electronics area of your choice and discover *all* the advantages of home study with NTS!

NTS also offers courses in Auto Mechanics, Air Conditioning and Home Appliances. Check card for more information.

We believe that training on production-model equipment, rather than home-made learning devices, makes home study more exciting and relevant. That's why you'll find such gear in most of NTS's electronic programs.

For instance, to learn Color TV Servicing you'll build and keep the 25" (diagonal) NTS/HEATH digital color TV.

In Communications Electronics you'll be able to assemble and keep your own NTS/HEATH 2-meter FM transceiver, plus test equipment.

But no matter which program you choose, NTS's Project Method of instruction helps you quickly acquire practical know-how.

1.

2.





Simulated TV Reception 4.

3. The NTS/Heath HN-89A Microcomputer features floppy disk storage, "smart" video terminal, two Z80 microprocessors, with 32K RAM Memory, expandable to 64K on board. 4. The NTS/Heath GR 2001 Digital Color TV (25" diagonal) features specialized AGC-SYNC muting, filtered color and new solid-state high voltage tripler rectifier.

1. The NTS/Rockwell AIM 65 Dedicated Microcomputer A Single board unit featuring on board printer and display—4K RAM (expandable). Application Functions: Central processor—Controller/Monitor—Development System. 2. "The NTS/SYM-1 Microcomputer" 6502 Based CPU—4K bytes ROM (expandable)—1K RAM (expandable). 51 active I/O lines for versatile interfacing: disk drives, ASCII key boards, cassette tape, etc.

## NTS NATIONAL TECHNICAL SCHOOLS

TECHNICAL-TRADE TRAINING SINCE 1905  
Resident and Home-Study Schools  
4000 SO. FIGUEROA ST., LOS ANGELES, CA. 90037



**NATIONAL TECHNICAL SCHOOLS**  
4000 South Figueroa Street, Dept. 205-023  
Los Angeles, California 90037

Please rush FREE color catalog on course checked below

- |   |   |
|---|---|
| <input type="checkbox"/> MicroComputers/MicroProcessors | <input type="checkbox"/> Auto Mechanics     |
| <input type="checkbox"/> Communications Electronics     | <input type="checkbox"/> Air Conditioning   |
| <input type="checkbox"/> Digital Electronics            | <input type="checkbox"/> Home Appliances    |
| <input type="checkbox"/> Industrial Technology          | <input type="checkbox"/> Color TV Servicing |

Name \_\_\_\_\_ Age \_\_\_\_\_  
 Address \_\_\_\_\_  
 Apt. \_\_\_\_\_ City \_\_\_\_\_  
 State \_\_\_\_\_ Zip \_\_\_\_\_

- Check if interested in G.I. information.  
 Check if interested ONLY in classroom training in Los Angeles.

... TENSENESS LEVEL (from p. 78)

longer sticky. This completes construction of the bioprobes.

**Experimenting With Biofeedback.** Locate a quiet area where you won't be disturbed. Relax yourself (loosen clothing, remove shoes, etc.). Sit in a position that is com-

fortable and provides arm/elbow support. Your hands should be clean and dry, and the room temperature should be around 70°F.

Load and run the Biofeed program. The first instructions will advise you to connect the Biobox to the right joystick connector. Do so, and then press ENTER to continue. Next, you will be advised to place one bioprobe on your index finger,


and the other on your middle finger. Turn the Biobox's ADJUST control to the point where the MOOD INDEX arrow begins moving. Keep that hand with the bioprobes stationary, and move the ADJUST control so the arrow points to the INDEX position that best matches your mood. For instance, if you are moderately calm, place the arrow to midrange (the white box). When adjustment is done, press the ENTER key.

The screen will clear in a color that reflects your level of tension/calmness. A beeping will be heard, the pitch and speed of which are also an indication of your mood. Try to relax by breathing deeply, relaxing your body, etc. Note which of your efforts get best results. You may notice that the feedback indicates momentary jumps in mood. This is common, but can be minimized by keeping your hand completely motionless.

As an experiment, take a deep breath and hold it for a few seconds. You should see a calming trend. Conversely, pinch your arm, bite your lip, or otherwise cause mild pain. You should notice an increase of tension. You will find that it is easier to increase tension than it is to calm yourself. This is a normal body reaction. The body tends to tense up faster and calm down much more slowly. In fact, trying too hard to calm down will actually cause you to tense up. Learning to relax requires practice—don't become discouraged!

Some people find that visualizing a pleasant scene (such as a beach or forest) helps in reducing tension. Conversely, thinking of an unpleasant experience can raise tension. So one method of learning to control your mood is to first visualize an unpleasant experience until the feedback indicates heightened tension, and then visualize a pleasant scene in an attempt to reduce the tension.

It is interesting to note that many people who respond to a question with a deliberate lie will exhibit increased tension. Does that suggest another use for the Biobox? If you're interested in the more serious aspects of biofeedback, your physician or a person knowledgeable in the field can direct you to further sources of information. ♦



The smartest, fastest, easiest, most reliable way to connect instrumentation to DIP IC's is with A P PRODUCTS Logical Connection.

A Logical Connection combines the performance proven IC Test Clip with a complete, tested, ready-to-use cable assembly. On one end, a pair of single row socket connectors attach to the pins of a connector compatible model Test Clip. On the other end, choose from among the four industry standard connector types, or order open-ended to terminate with your own connector. In sizes to accommodate DIPs from 14 pin to 64 pin.

The Logical Connection is available from our stocking distributors. Or ask an A P rep how we can make a custom Logical Connection for you.

Call TOLL FREE, 800-321-9668 for the name of the distributor near you. (In Ohio, call collect: (216) 354-2101)



A P PRODUCTS INCORPORATED  
9450 Pineneedle Drive  
P.O. Box 603  
Mentor, Ohio 44060  
(216) 354-2101  
TWX: 810-425-2250

In Europe, contact A P PRODUCTS GmbH, Bäumlesweg 21 • D-7031 Weil 1 • W. Germany  
CIRCLE NO. 5 ON FREE INFORMATION CARD



# A Programmable FUNCTION GENERATOR

*Produces laboratory-accuracy sine/square/triangle waveforms through crystal control*

*By Gary McClellan*

**T**HE UBIQUITOUS function generator is a versatile general-purpose test instrument in the tradition of the multimeter and the oscilloscope. Like these instruments, the function generator finds a host of applications in virtually every area of electronics, from audio to digital. The low-cost programmable function generator described here has few of the shortcomings of other such instruments. It also has features you'd normally expect to find

in far more expensive instruments.

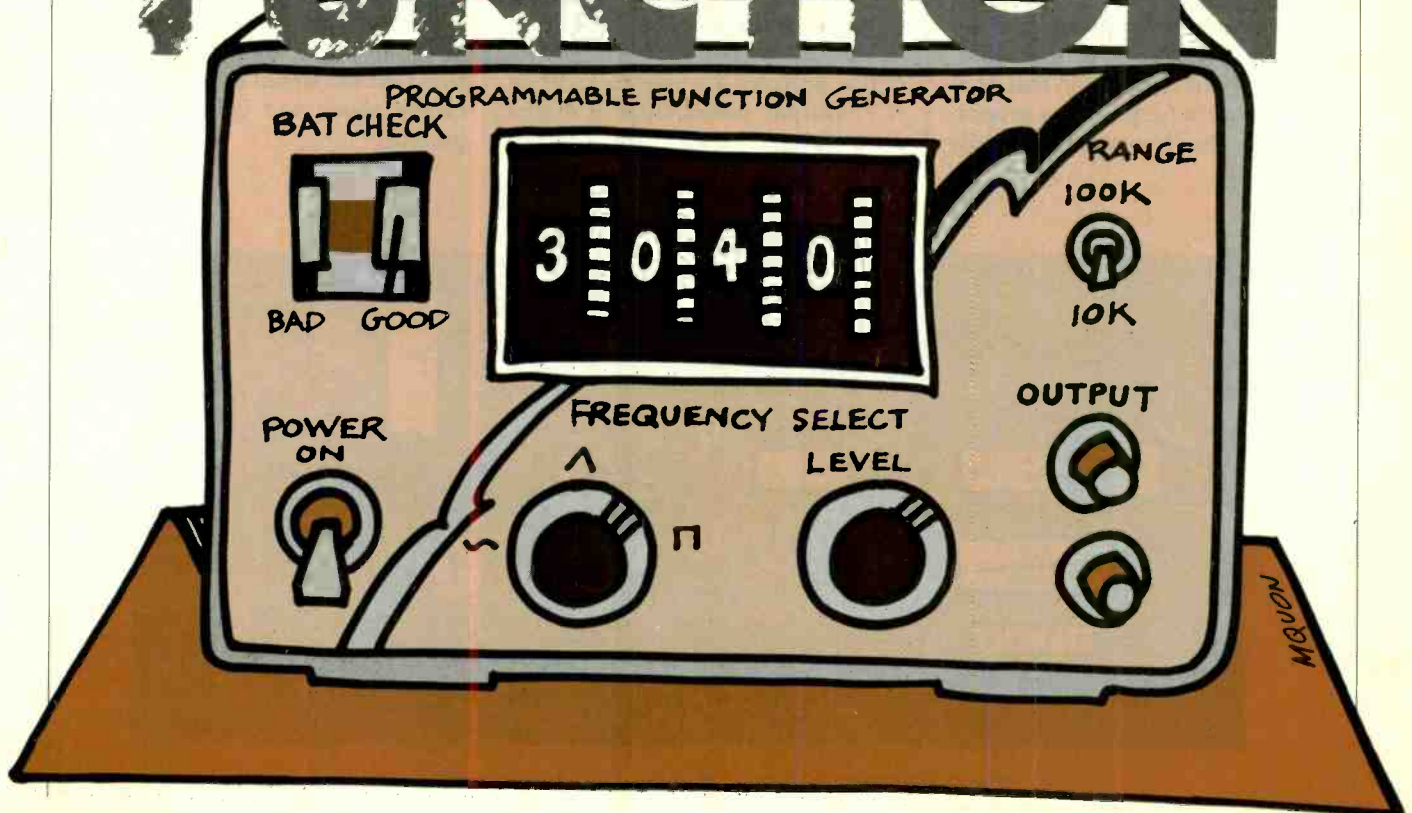
Thanks to crystal control, the programmable function generator's frequency range (20 to 10,000 Hz in 1-Hz steps and 200 to 100,000 Hz in 10-Hz steps) can have a calibrated accuracy of  $\pm 0.005\%$  or better, which is true laboratory-grade quality. Even without instrument calibration, the project's basic accuracy is in the range of  $\pm 0.01\%$ , an impressive figure by itself.

Available at the programmable

function generator's output are sine, square, and triangle waveforms, all buffered to drive low-impedance loads and direct coupled to provide excellent low-frequency response. Sine-wave distortion ranges from less than 0.5% THD at all frequencies up to 10,000 Hz and to 3% beyond.

**General Description.** The programmable function generator is built around a single chip that has

## P R O G R A M M A B L E FUNCTION



## ...FUNCTION GENERATOR

very low sine-wave distortion characteristics. The basic circuit of the instrument, shown in Fig. 1, consists of two phase-locked loops (PLLs). (CMOS devices are used throughout to keep power requirements low.) The first PLL is a frequency synthesizer made up of *IC1*, *IC2*, and *IC3* and their associated components.

The output of oscillator/divider *IC1*, controlled by a conventional 3.58-MHz color TV crystal, goes to the phase-detector portion of *IC2*, whose output is, in turn, coupled to its companion voltage-controlled oscillator (vco). Coupling here is via a loop filter that converts the output of the phase detector into a smoothed dc voltage that controls oscillator frequency. The loop filter also stores the dc for short periods when the phase detector goes into its high-impedance state.

The vco's output drives programmable frequency divider *IC3*, which accepts BCD data from four thumbwheel switches (*S1* through *S4*). This stage divides the input frequency by the factor programmed by thumbwheel-switch selection. The divided output from *IC3* is the second input to the phase detector contained in *IC2*. Hence, the dc output of the phase detector that controls the vco's frequency is proportional to the frequency (actually

phase) difference between the two inputs.

The selected vco frequency is passed to frequency divider *IC4*, a dual decade counter. To obtain 1- and 10-Hz resolution on the 10- and 100-kHz ranges, respectively, the first PLL must operate at some high frequency that can be successively divided to produce a frequency in the desired range. To accomplish this, *IC4* divides by 10 for the 100-kHz range and divides by 100 ( $10 \times 10$ ) for the 10-kHz range, depending on whether RANGE switch *S5* is set to LO or HIGH. The complete schematic diagram of this portion of the circuit is shown in Fig. 2.

The second PLL in the system is made up of *IC5*, *IC6*, *IC7*, *Q1*, and their associated components. This tracking-filter circuit accepts the signal selected by the RANGE switch and delivers clean sine, triangle, or square waveform signals from the logic-level signals delivered by *IC5*.

Function generator *IC6* is essentially a wide-range vco with sine, triangle, and square output waveforms. Frequency control is via VMOS power FET *Q1*, which serves as an electronically variable resistance in the negative-voltage supply to *IC6*.

One input of *IC5* is from *IC4*, through RANGE switch *S5*; the other input comes from *IC6*, whose output is buffered by one element in *IC7*. Output pulses from *IC5* (the error voltage between the selected

input from *IC4* and the oscillator in *IC6*) are coupled through a loop filter that smooths the dc output to drive *Q1*. This locks the output frequency of *IC6* to the dc output of *IC5*, which in turn can be traced directly to the crystal oscillator.

Output waveforms (sine, triangle, or square) are selected with *S6*. LEVEL control *R32B* provides the means for adjusting the amplitude of the output signal. The output of *IC6*, selected with *S6*, is passed to buffer *IC8* for connection to external devices. The complete schematic diagram for this portion of the project is shown in Fig. 3, which is a continuation of the circuit shown in Fig. 2.

Since the generator requires a bipolar source of power from a pair of rechargeable 9-volt batteries, some means must be used to create a reference ground for the needed positive and negative voltages. This is accomplished with the power supply circuit made up of 12-volt regulator *IC10* and operational amplifier *IC9* in Fig. 3.

All circuitry on the project's circuit board assembly connects between the +12-volt and common (negative) lines of the power supply. Some off-board components, namely the LEVEL control and OUTPUT connectors, however, connect to *IC9*'s output ground (GND) to ensure that the signal swings symmetrically above and below reference ground.

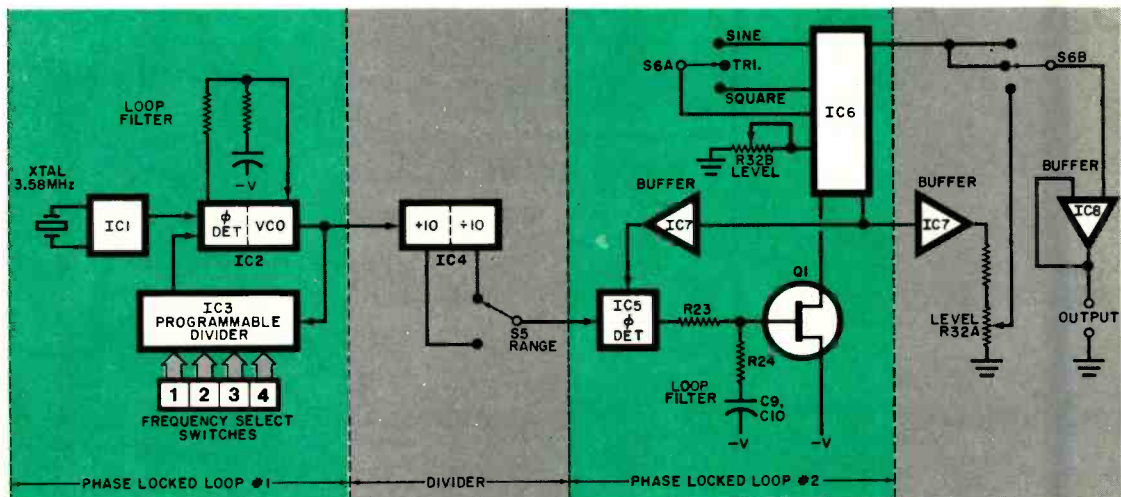


Fig. 1. The basic circuit consists of two phase-locked loops.



# Get serious about ZX81 & TS 1000 Computing

## DATA STORAGE SYSTEM


### MULTIFILE PLUS

For 16K or greater ZX81

#### PRICE INCLUDES:

1. PROGRAM TAPE
2. 8-PAGE BOOKLET
3. THREE DATA STORAGE TAPES
4. STORAGE CASE

**\$34.95**



ACTUAL SCREEN PRINT.

An amazingly versatile multi-purpose filing system for the 16K ZX81. The program is menu-driven, and number, size and headings of files are user-definable. Both string and numerical files are catered for. Files may be created, modified, replaced, and searched, and are protected by an ingenious foolproof security system. Output to the ZX printer is also provided. The program comes on cassette, together with three quality data cassettes for file storage, and comprehensive documentation, describing a host of applications for both business and personal use. Supplied in an attractive storage case. If your ZX81 is bored with playing games, then this program will give it plenty to think about!

## The Complete ZX81 and TS1000 Library!

### BOOKS

The Complete ZX81 Basic Course .....	\$34.95
Basic Course Cassettes (2) .....	7.50
Getting Acquainted with your ZX81 .....	8.95
ZX81 Pocket Book .....	10.95
Making the Most of Your ZX81 .....	10.95
Computer for Kids, ZX81 Edition .....	3.95
Explorers Guide to the ZX81 .....	10.95
ZX81 Companion .....	8.95
49 Exploding Games for the ZX81 .....	10.95
Not Only 30 Programs for ZX81 : 1K .....	14.95
Machine Language Made Simple for Sinclair .....	19.95
Mastering Machine Code on your ZX81 .....	12.95
ZX81 Rom Disassembly: Part A .....	14.95
ZX81 Rom Disassembly: Part B .....	14.95
Understanding your ZX81 ROM .....	19.95

### SPEECH PACK

**\$119.95**

Add high quality solid-state speech to your ZX81 or TS1000. Many applications in personal computing, education, and industry. DCP Speech Pack contains all the letters of the alphabet, numbers zero to over a million, and some other general words. Easy to use under ZX81/TS1000 control using POKE commands (fully explained in manual). The DCP Speech Pack connects directly onto rear of ZX81. It can be used in addition to a RAM Pack, Printer, or other accessories. Contains its own speaker and volume control, and allows an external extension to be added. Additional Word Pack ROMs are available and simply plug into sockets inside the Speech Pack to extend the vocabulary of the unit.

TOLL-FREE ORDER LINE

800-833-8400

Have Visa or Mastercard ready

## ZX FORTH

Simplicity of BASIC with the Speed of Machine Code

A complete implementation of the FORTH language for the ZX81 and TS1000 computer.

FORTH's most distinctive feature is its flexibility. The basic unit is the word — the programmer uses existing words to define his own which can then be used in further definitions. FORTH is a compiled language so programs run very fast (typically five times faster than BASIC).

ZX-FORTH is supplied on cassette and is accompanied by extensive documentation:

56-page Users Manual **\$29.95**  
8-page Editor Manual

## ASSEMBLER

This Machine Code program occupies 7K of memory and locates itself at the top of memory. The program is a full Editor/Assembler and Monitor. Labels may be used instead of any string. The features include Line Insertion/Delete, Insert Characters, Auto Repeat on all keys. The monitor has facilities to inspect memory, registers and run machine code programs. **\$14.95**

## ZX BUG Machine Code Monitor & Disassembler

ZXBUG is a powerful tool for machine language programming. It is 4K long and uses memory from 71E0 to the top memory. ZX BUG works in hexa-decimal (base 16), not decimal, so all addresses are a maximum of 4 Hex bits long. Provides a total of 28 commands. **\$14.95**

## TOOLKIT 9 Powerful New Functions!

RENUMBER. This routine renumbers a program in any step and from any line up to 9999

DELETE. This command deletes a group of lines in a program.

MEMORY. Prints how much spare memory is available. DUMP. Displays current values of string and numerical values, except arrays.

FIND. Will find any string of up to 255 characters and list each line containing that string.

REPLACE. Replaces any string of up to 255 characters by any other string.

SAVE. Transfers program in computer to below RAM-TOP.

APPEND. Allows two programs to be joined. REMKILL. Removes all REM statements from a program, otherwise leaving it unchanged, preserving memory. **\$14.95**

# GLADSTONE ELECTRONICS

NY Residents call (716) 874-5510

1585 Kenmore Ave., Buffalo NY 14217

Mail to: Gladstone Electronics, 1585 Kenmore

( ) Check ( ) Mastercard ( ) Visa

Acct No \_\_\_\_\_ Exp \_\_\_\_\_

Name \_\_\_\_\_

Address \_\_\_\_\_

City \_\_\_\_\_ State \_\_\_\_\_ Zip \_\_\_\_\_

\*Add shipping: \$3.00 first hardware item, \$1.50 each additional. \$1.50 first software item, 50¢ each additional. 90 day limited warranty all items. Dealer inquiries are invited

Ave., Buffalo, NY 14217

Please rush me:


Item	Qty	Price	Total

Shipping and handling\*

NY residents add 7% tax

Total \_\_\_\_\_

with Quality Hardware and Software from Gladstone Electronics




## Professional Keyboard & Case

A full-sized professional keyboard for the ZX81 Features 47 keys and a full-sized space bar. Connects to the ZX81 with no soldering required, via a plug-in flexible connector. You can purchase the keyboard only, or the optional metal case that holds both keyboard and ZX81. Expansion devices (i.e. RAM packs, etc) connect to the ZX81 edge-connector which extends from the rear of the cabinet.

A professional keyboard makes program entry easier and less error-prone.

Assembled Keyboard **\$85.00**  
Optional metal case **\$25.00**

## 32K RAM



### \$89.95 with "piggy-back" feature

A sensible choice for 16K RAM owners. Jigsaw 32K RAM 'piggy-backs' onto your 16K RAM to give a total memory of 48K! If you do not own a 16K RAM, you may use a 32K RAM instead. At a later date you may add the ZX81, TS1000, or Jigsaw 16K RAM, should you decide you require more memory.

Larger memory enables longer programs and greater data bases, enhancing the value of your personal computer.

## 64K RAM

Expands the ZX81's memory capacity to its maximum. **\$149.95**

## 16K RAM

Equivalent to ZX81 or TS1000 16K RAM. **\$49.95**

CIRCLE NO. 19 ON FREE INFORMATION CARD

## ...FUNCTION GENERATOR

Op amp *IC9* serves as a buffer, with resistors *R29* and *R30* forming a voltage-divider network between the +12-volt and common buses. As a result, the +V and -V are at +6 and -6 volts, referenced to GND at the output of *IC9*.

An expanded-scale voltmeter consisting of *M1*, *R33*, and zener diode *D3* monitors the condition of the battery's charge state. It's designed to cover a range of 13 to 14.5 volts across two-thirds of its scale, which indicates simple BAD/GOOD conditions.

Since *IC10* stops regulating at about a 13.8-volt input level, it's important to recharge batteries *B1* and *B2* just as or before the meter's pointer swings into the BAD area on the scale.

The meter's circuit works on the "knee" of the zener diode. When the input from *B1* and *B2* is less than 12 volts, *D3* isn't biased, resulting in no indication on *M1*. At an input of 12 volts, *D3* begins conducting and passes current through limiting resistor *R33* and the meter.

## PARTS LIST

- B1,B2—Rechargeable 9-volt battery  
 C1,C17—0.1- $\mu$ F, 25-V disc capacitor  
 C2—33-pF disc capacitor  
 C3—5-to-20-pF trimmer capacitor (E.F. Johnson No. 275-0320-005 or similar)  
 C4,C14—10-pF disc capacitor  
 C5—47-pF disc capacitor  
 C6,C11—1- $\mu$ F, 16-V tantalum capacitor (do not substitute)  
 C7—47- $\mu$ F, 16-V upright pc electrolytic  
 C8—100- $\mu$ F, 16-V upright pc electrolytic  
 C9,C10—22- $\mu$ F, 16-V tantalum capacitor (do not substitute)  
 C12—0.0068- $\mu$ F Mylar capacitor (do not substitute)  
 C13—100-pF disc capacitor  
 C15,C16—22- $\mu$ F, 16-V upright pc electrolytic  
 D1,D2—1N4148 diode  
 D3—1N4742 (12-V, 1-W) zener diode  
 IC1—MM5369 EST oscillator/divider  
 IC2,IC5—CD4046 CMOS PLL  
 IC3—CD4059 CMOS counter  
 IC4—CD4518 CMOS counter  
 IC6—XR2206 function-generator  
 IC7—CD4050 CMOS hex buffer  
 IC8—318 operational amplifier  
 IC9—356 operational amplifier  
 IC10—7812 or 340-12T 12-V regulator  
 J1,J2—5-way binding post (red, black)  
 J3—Power connector (Switchcraft 712A)  
 M1—0-to-400- $\mu$ A meter movement with BAD/GOOD scale  
 Q1—VN10KM VMOS FET  
 The following are 1/4-W, 5% carbon-film resistors unless otherwise specified:  
 R1—10 megohms  
 R2 through R18,R23,R29,R30—100 kilohms  
 R19,R31—2.2 kilohms  
 R20,R26,R28,R33—10 kilohms  
 R21—500-ohm potentiometer (Jim-Pak No. 840P-500 or similar)  
 R22—20-kilohm potentiometer (Jim-Pak No. 840P-20 or similar)  
 R24—330 ohms  
 R25—1 kilohm  
 R27—100 ohms  
 R32—50/5-kilohm dual linear-taper pot.  
 R34—Approx. 100 ohms  
 S1 through S4—Decade thumbwheel switch (Unimax No. SR-21 or similar)  
 S5—Spdt switch  
 S6—3-position, 2-pole nonshorting rotary switch  
 S7—Spst switch  
 XTAL—3.579545-MHz color TV crystal  
 Misc.—Printed circuit board or materials for fabricating same; quick-set epoxy cement; one 24-, five 16-, and three 8-pin IC sockets; battery holders and connectors for *B1* and *B2*; control knobs (2); plastic enclosure large enough to house circuitry; ribbon cable; 14-V plug-in battery charger; etc.
- Note: The following is available from Technico Services, P.O. Box 20HC, Orangehurst, Fullerton, CA 92633: etched and drilled printed circuit board (PCB-1) for \$12.00 postpaid in U.S. California residents, please add sales tax. Foreign residents, add \$3.00 postage and handling for foreign orders.**

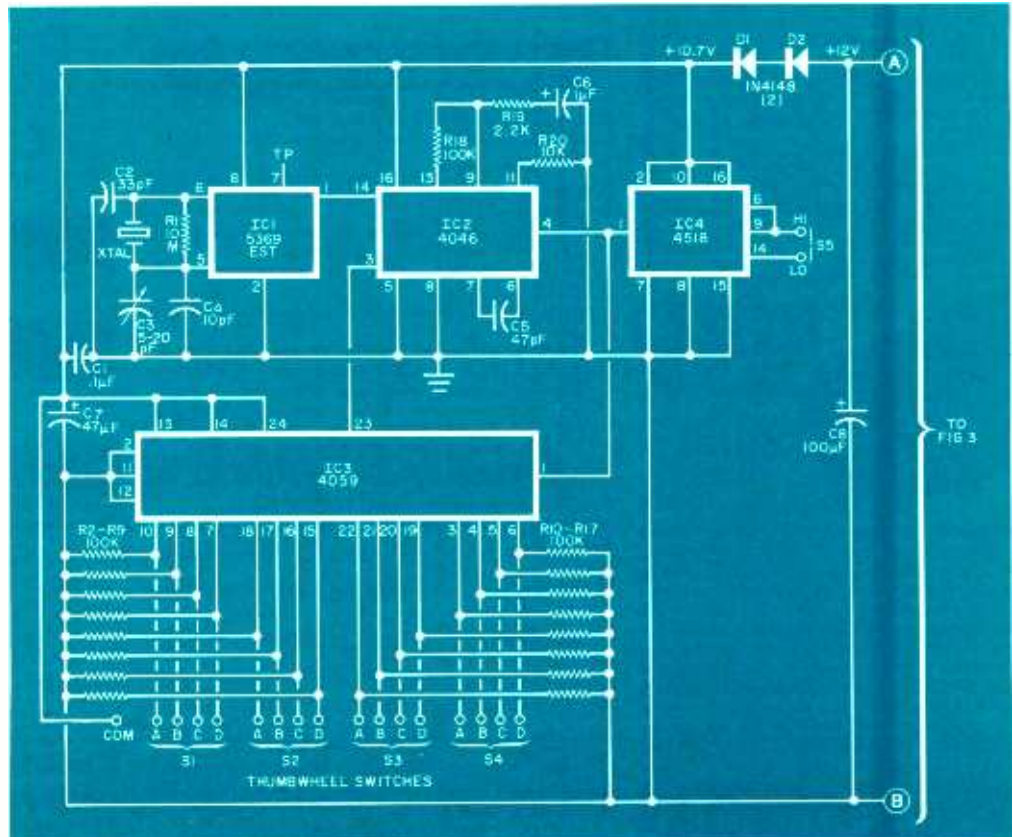




Fig. 2. The first phase-locked loop is a frequency synthesizer as shown here.



# Get more from your small computer!



a \$76.25  
value

## Take the 6-volume Microcomputing Library for only \$2.95

when you join the Small Computer Book Club.

You simply agree to buy 3 more books—at handsome discounts—within the next 12 months.

This set of six carefully selected books—a \$76.25 value—will be your basic reference source for small computing.

### 1. BASIC AND THE PERSONAL COMPUTER.

*Thomas A. Dwyer and Margot Critchfield.* A down-to-earth introduction to programming in BASIC. Includes: computer graphics, program development, data bases, and more. Also, many step-by-step examples of word processing, computer games, and computer simulations. **Publisher's Price \$14.95**

### 2. USING CP/M: A Self-Teaching Guide.

*J.N. Fernandez and R. Ashley.* A complete introduction to the CP/M ("Control Program") software package used on many advanced microcomputers. **Publisher's Price \$14.95**

### 3. MICROCOMPUTER GRAPHICS.

*Roy E. Myers.* Provides the essential mathematics and programming techniques you will need for computer graphics applications in BASIC, and many other topics. **Publisher's Price \$11.95**

### 4. INTERFACING MICROCOMPUTERS TO THE REAL WORLD.

*Murray Sargent III and Richard L. Shoemaker.* The complete guide for computerizing your home, office, or laboratory. Tables, charts, and displays show you how to handle microcomputer software and operating systems. Examples feature the Z-80 microprocessor. **Publisher's Price \$14.50**

### 5. THE WORD PROCESSING BOOK: A Short Course in Computer Literacy.

*Peter A. McWilliams.* You'll see how to save up to \$15,000 by buying a small computer with word processing capacities. Includes a brand name buying guide. **Publisher's Price \$9.95**

### 6. EXECUTIVE COMPUTING.

*John Newelson.* 25 business methods illustrated by computer programs, in a step-by-step case-book. You'll find details on pricing techniques... long-range planning... corporate data bases... and much more. **Publisher's Price \$9.95**

SMALL COMPUTER BOOK CLUB is a division of the Library of Computer and Information Sciences, the oldest, largest and most respected computer book club in the world. THE SMALL COMPUTER BOOK CLUB will keep you up-to-date with the latest developments in soft-

ware, improvements in hardware, programming languages, and much more—all at handsome discounts.

So start enjoying the club's benefits today.

#### The Small Computer Book Club

Y-AC6

(a division of the Library of Computer and Information Sciences)  
Riverside, N.J. 08075

Please accept my application for trial membership and send me the MICROCOMPUTING LIBRARY (11000), billing me only \$2.95. I agree to purchase at least three additional Selections or Alternates over the next 12 months. Savings range up to 30% and occasionally even more. My membership is cancelable any time after I buy these three books. A shipping and handling charge is added to all shipments.

**No-Risk Guarantee:** If you are not satisfied—for any reason—you may return the MICROCOMPUTING LIBRARY within 10 days and your membership will be cancelled and you will owe nothing.

Name \_\_\_\_\_

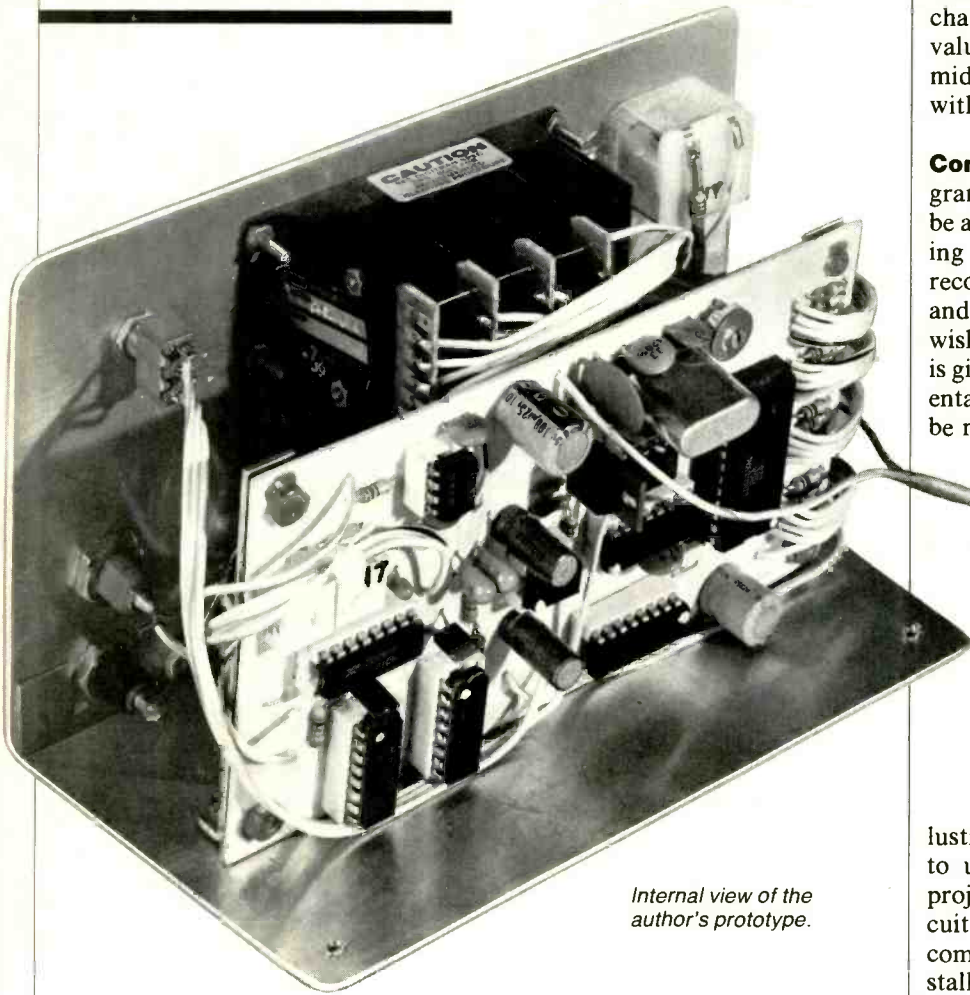
Address \_\_\_\_\_ Apt. \_\_\_\_\_

City \_\_\_\_\_

State \_\_\_\_\_ Zip \_\_\_\_\_

(Offer good in Continental U.S. and Canada only. Prices slightly higher in Canada.)

...FUNCTION GENERATOR



Internal view of the author's prototype.

Current rises rapidly for any small change in voltage thereafter. The value of  $R_{33}$  is selected to provide a mid-scale meter pointer deflection with a 14-volt input.

**Construction.** Although the programmable function generator can be assembled using any desired wiring technique, pc board wiring is recommended. A full-size etching-and-drilling guide for those who wish to fabricate their own pc board is given in Fig. 4. Locations and orientations of components that are to be mounted on the pc board are il-

lustrated in Fig. 5. It's a good idea to use sockets for all ICs in the project. And when wiring the circuit as shown, be sure to observe component orientations and to install wire jumpers on the compo-

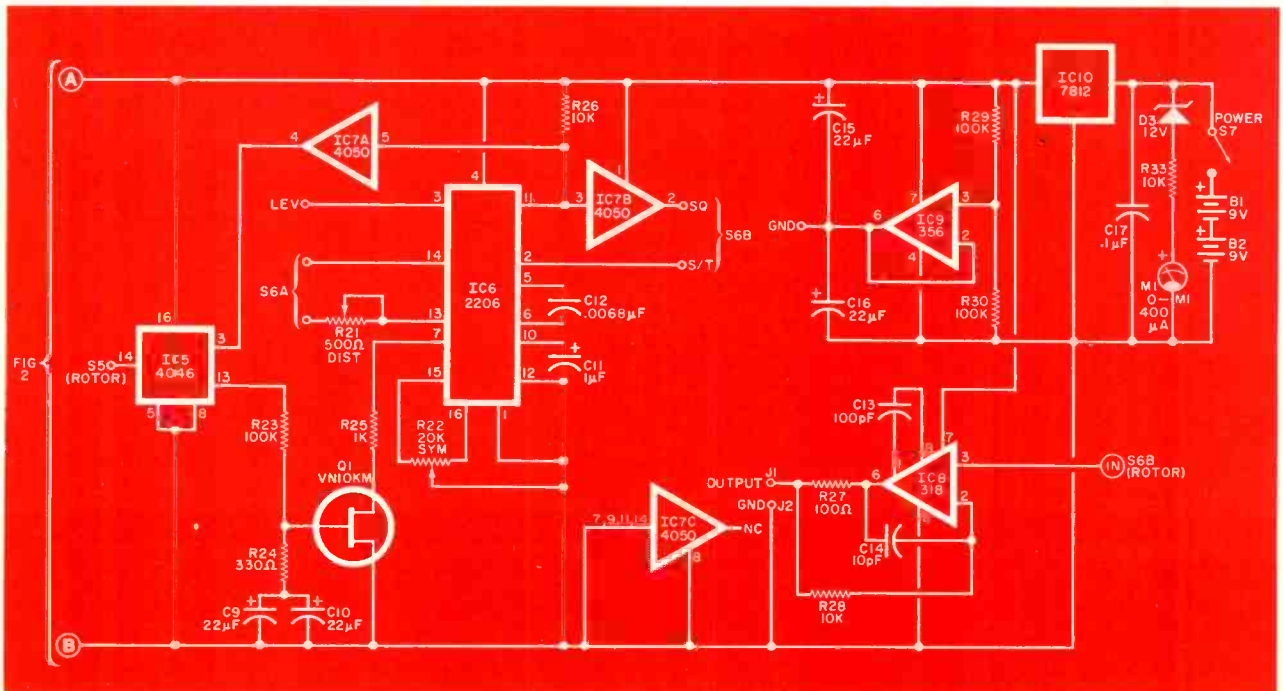


Fig. 3. Shown here are the second PLL and the power supply.






Fig. 4. Full-size etching and drilling guide for pc board.

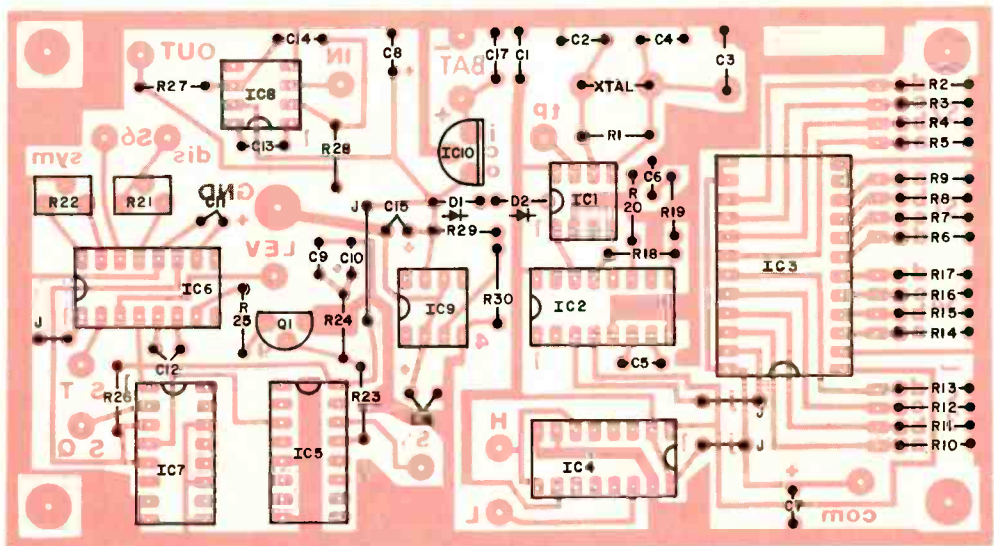


Fig. 5. Locations and orientations of the components on the pc board.

ment side of the board where indicated.

All off-the-board components must be mounted on the walls of the enclosure selected to house the project, via appropriate-size mounting holes. The exception here is with batteries *B1* and *B2*, which mount in brackets that are secured to one of the inside walls of the enclosure with quick-set epoxy cement. An ordinary 4" × 6" plastic file box makes an ideal-size enclosure for the project.

Interconnect the off-board components with the pc assembly according to the diagram shown in Fig. 6. Note the use of 4-conductor

ribbon cable between thumb-switches *S1* through *S4* and the appropriate solder pads on the printed circuit board.

Upon completion of assembly, use a lettering kit to label identifiers and/or positions of the various controls, switches, connectors, and meter.

**Test and Adjustment.** With the function generator powered up, measure the frequency at pin 1 of *IC1* with a frequency counter. The counter's display should read 100 Hz, which is the reference signal; if it reads 60 Hz, the wrong IC is installed. Make sure that you install

an MM5369-EST version in the *IC1* socket before proceeding.

Set thumbwheel switches *S1* through *S4* to 1-0-0-0 and use the frequency counter to measure the frequency at pin 4 of *IC2*, which should be 100,000 Hz. Then set *S1* through *S4* to 2-0-0-0, 4-0-0-0, and 8-0-0-0 and in each case note the frequency measured at pin 4 of *IC2*. The displayed frequencies should be 200, 400, and 800 kHz, respectively. Repeat the switch-setting sequence using 0-1-0-0, 0-2-0-0, 0-4-0-0, and 0-8-0-0 and note that the measured frequencies at pin 4 of *IC2* are 10, 20, 40, and 80 kHz, respectively. Repeat the thumbwheel settings one

## ...FUNCTION GENERATOR

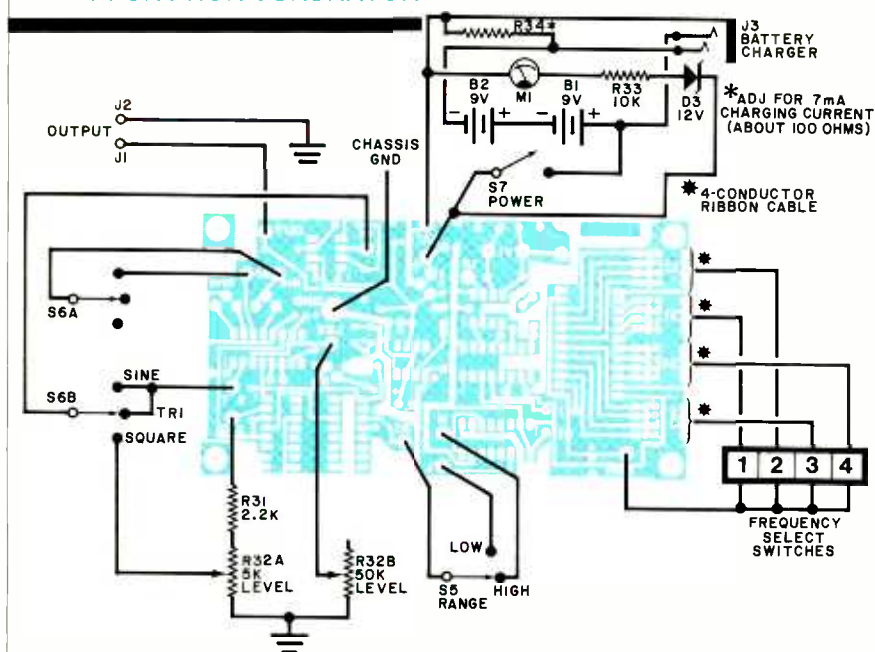


Fig. 6. Connection of off-board components to the pc assembly.

more time, using the sequences 0-0-1-0, 0-0-2-0, 0-0-4-0, and 0-0-8-0 and measure at pin 4 of *IC2* the frequencies 1, 2, 4, and 8 kHz.

Return the settings of *S1* through *S4* to 1-0-0-0 and connect the frequency counter to first pin 9 and then pin 14 of *IC4*. The counter should indicate 10,000 Hz at pin 9 and 1000 Hz at pin 14.

To check operation of *IC6*, keep the thumbswitches set to 1-0-0-0 and connect an oscilloscope's probe to pin 14. A 10-kHz signal should be displayed on the scope's CRT with the project's RANGE switch set to HI and 1 kHz with it set to LO. A square-wave signal should be present at pin 11 of *IC6* and pin 3 of *IC5*.

Once the programmable function generator has been tested, you can proceed to adjustments with an oscilloscope and accurate frequency counter. If you don't have access to these instruments, you can skip this section. Basic accuracy of the instrument, even without formal calibration procedures, will be sufficient for all but critical testing.

Begin the adjustments procedure by setting POWER switch *S7* to ON, FREQUENCY SELECT thumbwheel switches to 1-0-0-0, RANGE switch to LO, and function switch *S6* to SQUARE. Position LEVEL control *R32* to the center of its rotation.

Connect the frequency counter between TP (pin 7 of *IC7*) and GND jack *J2* on the instrument's front panel. Carefully adjust trimmer capacitor *C3* for a displayed frequency of 3,579,545 Hz. This done, disconnect the frequency counter and set it aside.

Connect the scope's probes to the function generator's OUTPUT and GND binding posts. Set the scope's vertical gain for a display of at least two graticule divisions and horizontal sweep time and sync controls for display of one full cycle, starting and ending at the ends of the graticule. Adjust trimmer potentiometer

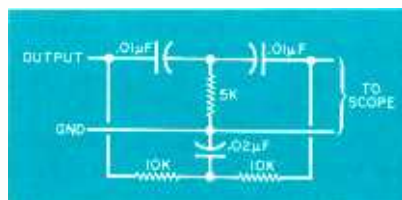


Fig. 7. Filter to be used in viewing project output on scope.

*R22* until the waveform changes state at the center of the graticule, producing positive and negative signal peaks of equal size on the CRT screen.

There are three ways to adjust for minimum sine-wave distortion. One is to set the function switch to SINE

and adjust trimmer potentiometer *R21* (DIST) for a clean approximation of a sinusoid waveform at the output of the function generator. Using this technique, distortion can be brought to within 3%. If the sine wave flattens during adjustment, decrease signal amplitude with the LEVEL control to restore the sinusoid shape to the monitored waveform.

An alternative approach to making the distortion adjustment requires building of the bridged-T filter shown schematically in Fig. 7. (Use 1% tolerance resistors and matched capacitors when assembling this circuit.) With this filter connected to the project's OUTPUT and GND binding posts, use an oscilloscope to observe the signal present directly at the project's output connectors (before the filter) while adjusting the LEVEL control for a 2-to-3-volt peak-to-peak signal. Then move the scope probes to the output end of the filter and adjust the scope's vertical gain for a usable display. Set the function generator's FREQUENCY SELECT switches for the lowest-amplitude display, which should be in the neighborhood of 1590 Hz with the component values specified in Fig. 7. Disregard the least-significant-digit switch (*S4*), since the units position switch generates such small changes in amplitude that they won't be discernible on the scope's CRT.

Having adjusted for minimum amplitude, adjust DIST control *R21* to minimize the displayed signal. All peaks should have equal amplitude. In the prototype, this point occurred at about a 9-mV peak-to-peak signal level.

The third and, by far, most accurate approach to minimizing distortion is with the aid of a total harmonic distortion (THD) analyzer. If you have access to such an instrument, connect it to the programmable function generator's OUTPUT and GND binding posts and set the FREQUENCY SELECT switches for a 1-kHz output. Then adjust the project's DIST control for the lowest possible measured distortion figure. This is a one-time-only adjustment; the DIST control need never be touched again unless you replace *IC1* or *IC6*. ♦



It's like having X-ray ears...

# Tiny, powerful electronic "ears" let you hear whispers through walls, conversations 2 miles away.

## The Dyna-Mike Transmitter

It's smaller than a quarter. But DYNA-MIKE will transmit every sound in a room to an FM radio tuned to the proper unused frequency, from 1/2 mile to 2 miles away.

If you're at a neighbor's home a block from your own, you can hear your baby's cry, or you can tell the instant your spouse comes home.

If two of you are driving tandem in two cars, one or both of you can communicate with the other even if other cars drive between you.

DYNA-MIKE has as many uses as your imagination can think of. For a business conference, let the tiny microphone sit unobtrusively on the table or concealed on a shelf, and you'll be able to record every word. For businesses, you can put an FM receiver in a warehouse or remote office and "broadcast" instructions or orders to be filled.

Public speakers never had a better friend than the DYNA-MIKE. No wires or setup — just turn on one or more radios and your speech will come through with perfect fidelity. Put one on the front porch. If you hear a suspicious sound, turn on the radio and you'll hear the doorbell or the ring of the telephone.

### Choose Your Model

New Horizons is introducing three models of the DYNA-MIKE supersensitive broadcast microphone. Model IC-18 is the world's smallest microphone — it's a miracle of electronic miniature power, with a high-fidelity range of 1800 feet. Introductory price is \$129.95 (two for only \$119.95 each).

Model X-18 is the longest-range microphone, with an unbelievable two-mile range. Introductory price is \$149.95 (two for only \$139.95 each).

Model X-3 is the most sensitive microphone. It broadcasts perfect-quality sound even from low-levels or whispers, up to 1,500 feet. Introductory price is \$99.95 (two for only \$89.95 each).

Each microphone is fully wired, complete with standard HC-1.35v. battery, good for 100 hours of continuous use and easily and inexpensively replaceable.

Of course you're protected by the New Horizon guarantee: use any DYNA-MIKE transmitter microphone for 30 days, with the right to return it for a full refund if you're not delighted.

— Phone or use this coupon —



## The Super-Ear

You'll hear it all.

Effortlessly, you can hear not just a baby's cries, but quiet breathing, through a concrete wall a foot thick. Put the SUPER-EAR earphone in your ear and place the speaker on the wall. That's all there is to it.

SUPER-EAR hears everything, and even more astounding, hears it clearly. It's as though the wall weren't there. If you're coming home late at night and think intruders are in your residence, let SUPER-EAR find out for you. Want to know if the meeting is over in the room with the closed door? SUPER-EAR will tell you in a second.

SUPER-EAR is undetectable from the other side of the wall. The quality of sound has amazing fidelity—good enough to record, and SUPER-EAR has its own built-in recorder jack.

Because SUPER-EAR is the ultimate listening device, you can use it to pinpoint hidden squeaks in your car or the source of mysterious engine noises.

Construction experts use it to check for flaws or cracks in buildings.

**It Works Anywhere!**

Ever put your ear to a railroad track to try to hear the train? Try it with SUPER-EAR. You'll hear that train many miles away. Use it as a powerful stethoscope on yourself, a friend, or a pet. You can even hear a bird's breathing.

The only source for SUPER-EAR is New Horizons. Choose from two models — Model SB-5, with ultrasensitive microphone, \$139.95 (two for only \$129.95 each); or Model SB-1, with suction-type microphone, \$99.95 (two for only \$89.95 each).

Use your SUPER-EAR for 30 days. If for any reason you're not delighted, the absolute New Horizons guarantee means you can return it for a prompt refund.



## The Phone Answerer Recorder

The PHONE ANSWERER/RECORDER connects in seconds between any tape recorder and your telephone. When you're away it automatically delivers a message up to 20 seconds to anyone who calls: when you'll return, when to call back, where you are.

When you're there, the ANSWERER/RECORDER starts any cassette recorder automatically when you pick up the phone and shuts off when you hang up.



It records both sides of the conversation with astonishing clarity, giving you a permanent record of every call, preventing unauthorized use of your phone, and eliminating misunderstandings over what was said. It's specially wired to extend recording time on your tape recorder. Needs no batteries - it's always "alive".

The PHONE ANSWERER/RECORDER is a masterpiece of miniaturization. It's yours for \$49.95 (two for only \$44.95 each). PHONE RECORDER unit alone, records but doesn't answer, \$29.95 (two for \$24.95 each). Every instrument has the unbeatable New Horizons guarantee.

For immediate service on credit card orders, call toll-free 24 hours a day, seven days a week:

**1-800-824-7888**

**Ask for operator NO. 551**

in California: 800-852-7777

We Absolutely Guarantee! Use any electronic instrument acquired from us for up to 30 days. If you decide for any reason that you don't want to keep it, return it for a 100% refund.

## NEW HORIZONS

1 Penn Plaza, Suite 100

New York, N.Y. 10119

For Information Call (201) 370-8029

New Horizons, 1 Penn Plaza, Suite 100, New York, NY 10119

CE-2

Please ship at once, with 30-day money-back guarantee.

— Phone or use this coupon —

- Super-Ear Model SB-5, \$139.95
- 2 for \$129.95 each
- Super-Ear Model SB-1, \$99.95
- 2 for \$89.95 each
- Dyna-Mike Model IC 18, \$129.95
- 2 for \$119.95 each
- Dyna-Mike Model X-18, \$149.95
- 2 for \$139.95 each
- Dyna-Mike Model X-3, \$99.95
- 2 for \$89.95 each
- Phone Answerer/Recorder, \$49.95
- Phone Recorder, \$29.95
- 2 for \$24.95 each

Indicate payment method:

Check enclosed  
 Bill to  VISA  Master Card

No. \_\_\_\_\_

Expires \_\_\_\_\_ Signature \_\_\_\_\_

Name \_\_\_\_\_

Address \_\_\_\_\_

City \_\_\_\_\_ State \_\_\_\_\_ Zip \_\_\_\_\_

Please add \$1.75 per total order for shipping.

CIRCLE NO. 17 ON FREE INFORMATION CARD

## Deciding Which Computer to Buy

Of the 1.9 million people who bought small computers last year, over 20,000 of them bought the wrong computer for their needs. And no wonder. New products are introduced into the market at a breathtaking pace. The language question. The terminology problem -RAMs, ROMs, bits, bytes, bauds, protocols and processors. What's important? What's standard and what's optional? Even the dealers are confused.

To help you tackle this problem, we pulled together many of our sources -including leading experts in the field, manufacturers, marketing analysts, computer dealers and customers. In addition, we utilized computer user groups, clubs and associations throughout the United States, contacts in Japan and numerous industry and business publications. **COMPUTER GUIDE 1983** is the natural result of learning from the knowledge and mistakes of more than one million people.

The following steps will help you with your computer shopping -whether you're buying your first computer, or updating the one you have. **COMPUTER GUIDE 1983** can help you make the right decision.

### 1. What is the computer to be used for?

You may want to use it for entertainment, financial planning, learning how to speak a foreign language, office work, drawing and many other tasks a computer does well. The possible uses of a computer are as varied as human activities.

### 2. Which program will do the best job?

There are thousands of application programs on the market to consider. It is the program that gives you the power to control the actions of the computer. You must choose the right application program.

The first section of **COMPUTER GUIDE 1983** surveys each of the application programs available with computers today. Similar programs are grouped together and compared -one against another. **COMPUTER GUIDE 1983** contains over 2,000 application programs, grouped in over 100 categories -including programs for accounting, management, professional uses, word processing, graphics, research, games, learning and special applications. Programs are described using comparison charts -listing for each application program: the program name, computer(s) and system configuration(s) required, the documentation available and the price.

**COMPUTER GUIDE 1983** provides you with a quick and efficient way of deciding which application program and which computer and options for that computer can do the right job for you.

### 3. The language?

You cannot get a computer to do anything useful unless you know how to talk to it. This is no easy task. But, **COMPUTER GUIDE 1983** can help.

The second section of **COMPUTER GUIDE 1983** guides you in selecting the right language. Different dialects of languages are grouped in their generic category. The BASIC language, for example, is a generic name and has many dialects -including Microsoft Basic, Atari Basic, Basic Plus and Basic-80.

Each of these languages have their own machine requirements. **COMPUTER GUIDE 1983** provides the name, machine and machine requirements, documentation and price of over 500 dialects, for over 50 languages. **COMPUTER GUIDE 1983** helps you solve the language problem.

### 4. What about the machine?

Depending on your needs, there will probably be several computers still in the running. Now the decision is based on the guts of the machines (hardware). **COMPUTER GUIDE 1983** compares machine characteristics in an easy to follow format. You don't have to be an electrical engineer to make an intelligent decision.

The solution is to work top down and not to go any further down than is needed. Your uses for the computer determines which machine characteristics are important. **COMPUTER GUIDE 1983** divides the machine into five areas -the keyboard, video display, printer, other peripherals and I/O, processor and memory and direct access storage. These five areas correspond to your basic machine needs. For example, an accountant needs a keyboard with a numeric keypad; word processing requires a printer; games utilize a video display; a mathematician wants a very fast machine; lots of memory is best when using the LISP language; and so on, as the hardware combines with the application program to develop a complete computer system.

**COMPUTER GUIDE 1983** contains machine descriptions for over 250 computer systems, produced by over 150 manufacturers. Information is displayed in spreadsheets -allowing you to get the information you need. You don't have to bother with extraneous details and cumbersome text. **COMPUTER GUIDE 1983** can accommodate millions of people in making the right decision, as varied as those decisions will be.

### 5. Where to buy the chosen computer system.

**COMPUTER GUIDE 1983** lists hundreds of vendors, by geographical location, and by the products they sell. It also provides additional consumer information. The first ship date, the ship rate, the number installed to date, prices and what that includes, purchasing terms and warranties. **COMPUTER GUIDE 1983** contains the names, addresses and phone numbers of hundreds of manufacturers, dealers and stores throughout the United States.

No one wins when you buy the wrong computer or computer product. Make the right decision. Use **COMPUTER GUIDE 1983**.

Send me **COMPUTER GUIDE 1983**  
The complete computer buyer's guide.

I'm enclosing my check for \$32.75 plus \$1.50 for shipping.  
(Mass. residents add 5% sales tax.)

Mail to: **CESS**  
P.O. Box 345, MIT Branch P.O.  
Cambridge, MA 02139  
(617) 491-8925

Name \_\_\_\_\_


Address \_\_\_\_\_

City, State and Zip \_\_\_\_\_

Please allow six to eight weeks for delivery.

COMPUTER GUIDE and CESS are trademarks of Computer & Electronic Supply Services. P.O. Box 345, MIT Branch P.O. Cambridge, MA 02139.





# Build The Intelligent Thermometer *Part 2*

*A microprocessor and a programmed EPROM are used in this sophisticated circuit to measure and analyze changes in temperatures*

*By Tom Fox*

**L**AST month, we described the circuit of the Intelligent Thermometer and how it works. Here is a description of the program and instructions on construction.

**EPROM Program Description.** Figure 5 shows a simplified flow chart for the program.

The CPU must receive 18 identical temperature readings in a row before it can continue its program. This feature provides digital filtering, makes for a steady display, and eliminates faulty readings.

Every four minutes an internal clock causes the CPU to stop what it's doing, find the current temperature, and then proceed to the MEAN routine. Although the procedure appears simple in the flow chart in Fig. 5, it takes many instructions to calculate the different mean-temperatures and degree-days. For instance, first the hourly mean is calculated. This is done by using temperature readings taken every four minutes over a one-hour period. These temperatures are added together and divided by 15. Next, the daily mean is found by adding up 24 consecutive hourly means and

dividing by 24. Finally, the mean is found by adding up the daily means and dividing by the days since the mean was last cleared.

A complete EPROM listing can be obtained free of charge by including a self-addressed stamped envelope and requesting it from the address in the Parts List.

**Construction.** The project should be constructed on a pc board. A double-sided board for this purpose has been designed but the foil patterns are too large to be reproduced here without reduction. Full-size copies of the foil patterns for the CPU board and the display board will be supplied with component layout diagrams when the EPROM listing is ordered from the address given in the Parts List. Note that, while the pc board is double-sided with plated-through holes, it is possible to use a one-sided board with jumpers, instead of foil, on the component side. Use wires or a cable to connect points labeled with letters on the display board to the same points on the CPU board. External elements are connected to the CPU board as shown in Fig. 6.

Battery *B1* is an optional four-cell nickel-cadmium type that has a fully charged voltage of about 5.2 V. This back-up battery will allow retention of information in its memory during a power failure. Resistor *R13* should be chosen for a proper trickle-charge rate for the battery used. As a rule of thumb this rate should be around  $C/50$ , where *C* is the capacity of the battery in ampere-hours. AA cells having an ampere-hour rating of about 0.5 were used in the prototype. C cells have a rating about three times as high. With AA cells you can try 470 ohms for *R13*. It is best to check *B1*'s charging rate after you have the project up and running for a day or so. Use a milliammeter placed in series with *B1*.

If you choose not to use a back-up battery, eliminate *D1*, *D2*, *R13*, and *C6* and connect pin 35 of *IC8* to the main  $V_{cc}$  (+5 V) source. You can do this on the circuit board by connecting jumper wire *J* to point *J5* instead of point *JB* on the board.

Resistors *R34* through *R45* are optional. In most applications they increase the circuit's noise immunity although here their use is ques-

... THERMOMETER

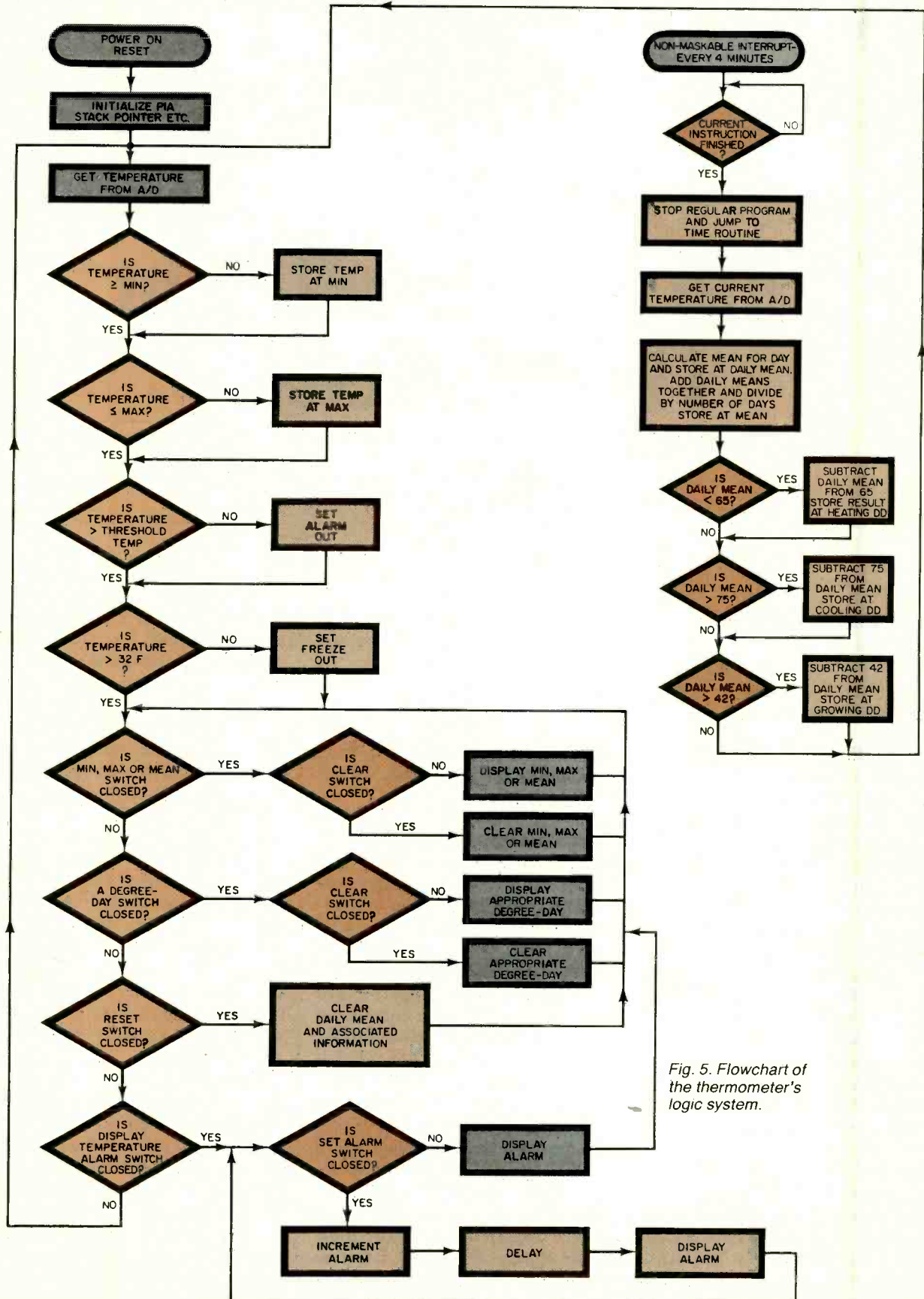


Fig. 5. Flowchart of the thermometer's logic system.



tionable. They are not shown on the pc board. If you wish, they can be easily soldered directly to the switches.

Capacitors *C7* and *C31* are needed for *IC8*'s crystal oscillator to perform properly. The 6802 is designed to be used with a 4-MHz parallel-resonant fundamental crystal.

Connect point T on the CPU circuit board to a secondary lead of the power transformer. Make sure this lead is not a ground. If you are not sure of the voltage rating of the transformer (which sometimes happens if you buy a commercial power supply) use an ac voltmeter to measure the voltage between this lead and ground. If the voltage is 6.3 V, *R7* should be about 100 kilohms. If the voltage is 12.6 V, try a 39-kilohm resistor, and if you have a 16-V transformer, a 33-kilohm resistor is close to optimum. The exact value of *R7* is not critical. Just make sure it is chosen so that the output of *IC5A* is normally high when *R9* is adjusted properly.

Notice that *R30* and *R31* are 1% precision resistors. They simplify calibration. If you wish, you can re-

## ORDERING INFORMATION

*Note: The following are available from Magicland, 4380 S. Gordon, Fremont, MI 49412: complete kit of parts including pc boards, all ICs, and sensor, but not case, power supply, battery or cable, for \$179.00, postpaid. Also available separately: 2708 EPROM (preprogrammed) for \$25.00; ADC0801 for \$8.25, LM135H for \$9.50; 1% precision resistor for \$1.75 each; LM324N for \$1.25. On orders less than \$5.00, add \$1.00 for handling. Outside U.S., Canada, and Mexico, add \$5.00 for shipping. Michigan residents, add 4% tax. The following are available from Danocinths Inc., PO Box 261, Westland, MI 48185: microprocessor pc board (#RW403) for \$64.00; display pc board (#RW403D) for \$10.85; both pc boards for \$70.00; postpaid. Michigan residents, add 4% tax. The listing for programming the EPROM and the foil patterns and component layouts for the pc boards can be obtained by sending a stamped, self-addressed legal-size envelope to Dept. IT, Computers & Electronics, One Park Ave., New York, NY 10016.*

place *R31* with a combination 22-kilohm resistor and 5-kilohm pot in series. However, this complicates calibration and can reduce long-term accuracy.

For a faster responding unit, reduce *C8* (*IC9*, pin 4) to 150 pF, but some flicker may be noticed in the display. Although they are not shown in the schematic (they are shown on the component layout), 0.01- $\mu$ F capacitors should be connected between the supply leads (+5 V and ground) physically close to *IC5*, *IC10*, *IC13*, *IC17*, *IC18*, *IC20*, *IC22*, *IC24*, and *IC27*.

Figure 7 shows a typical low-cost power supply that uses a 6.3-V transformer that can be purchased from surplus electronic dealers. The transformer should be rated at least at 1.5 A. This circuit uses two voltage-doubling circuits to achieve +12 V and -5 V, in addition to the +5-V supply. Keep in mind that this is a low-cost power supply that provides the minimum power requirements. Any other power supply is suitable as long as it is well filtered, well regulated ( $\pm 5\%$ ), and provides the following minimum requirements: +5 V at 500 mA, +12 V at 50 mA, and -5 V at 40 mA.

To protect the circuit against lightning and other destructive power-line surges, it is wise to connect a surge absorber to the ac line immediately after the switch and fuse. You can use Panasonic's ZNR or GE's Varistor or any other similar device. To protect the RAM from error bits, you also might want to connect an r-f filter to the line circuit. One filter that is readily available is Radio Shack's 15-1106.

**Sensor Assembly.** Use a 2-conductor cable, size #26 or larger, for the sensor probe assembly. If a length of several hundred feet is desired, use #22 wire.

Refer to Fig. 8 for one way of sealing and waterproofing the probe. If you use this construction, first, color code the leads so there can be no confusion. Cut off the "Adj" lead from *D9* since it will not be used. Place sleeving on the cable's wires before making connections to the sensor. After soldering (use a heat sink between the solder and sensor), spray the assembly

with several coats of a plastic insulating spray. Pull up the sleeving to cover all bare wires. Spray the assembly again. When the spray is dry, use an epoxy-type putty (E-POX-E Ribbon etc.) to encase the assembly. Use your fingers and hands to form a neat appearing probe. After the epoxy sets, spray the assembly again with plastic. If you wish to paint the probe, use a white or metallic silver paint.

**Preliminary Testing.** If the display doesn't show some number when first turned on, don't panic! It is possible that *R9* may have to be adjusted. Slowly turn *R9* until the display appears steady. Then turn it another  $\frac{1}{8}$ th of a turn in the same direction. Hold the probe in your hand. The display should show increasingly larger numbers. If everything seems to be OK so far, proceed to the Calibration section. If not, use a voltmeter or oscilloscope to measure the voltage at pin 40 of *IC8*. It should be close to 4 volts. If you cannot get pin 40's voltage up this high by adjusting *R9*, you'll have to increase *R7*. Try first increasing it by about 25%. If still no luck, increase it further.

**Calibration.** Use an accurate voltmeter (a DVM is preferred) to measure the voltage, with respect to ground, at pin 9 of *IC9*. Adjust *R28* so that it is exactly 2.49 V.

Note that the display shows the temperature of the probe unless one of the pushbutton switches is pressed. To measure temperatures in degrees Fahrenheit, place the "F/C" switch (*S10*) in the "F" position. The "F" on the display should light. If you prefer the Celsius system, switch to "C".

For final calibration, place the waterproof probe in the middle of a large container that has a mixture of ice and water (50% minimum ice). Stir occasionally and wait at least 10 minutes. Adjust *R26* so that 32 F or 0 $\circ$  C shows on the display. If you wish, you can place a drop of cement on *R26*'s wiper arm.

**Operation and Use.** If this sophisticated instrument is to be used to monitor the weather and local climate (its original purpose) don't

## ...THERMOMETER

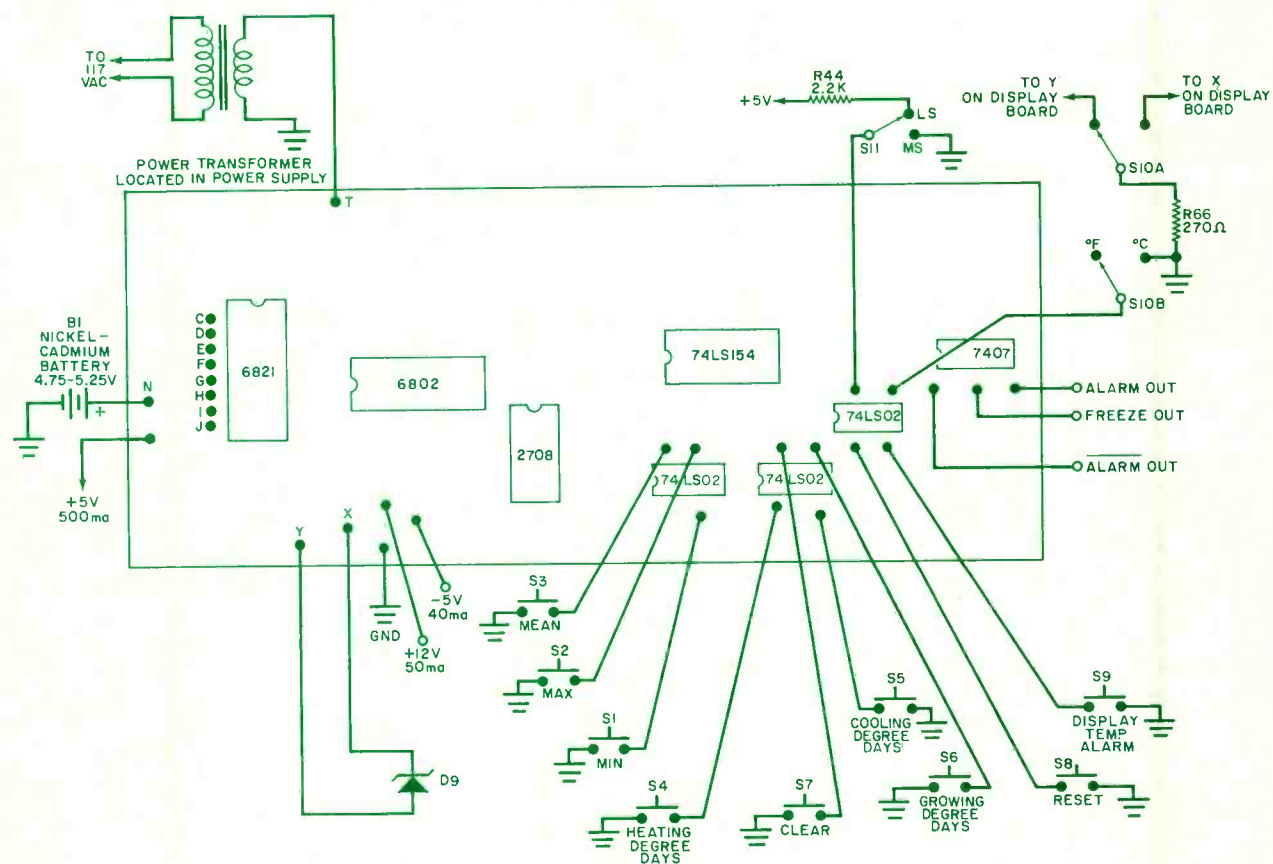


Fig. 6. External connections to the main pc board.

simply stick the probe out a window! Even a north window isn't good enough. No matter how accurate an instrument is, the readings it takes can only be correct if the probe is placed in a suitable location. The reason for this is that only *air* temperature readings are pertinent for most applications. Your primary aim in locating the probe is to avoid letting the sensor receive any infrared radiation from a source that is at a different temperature from that of the air. You may already have taken the first step by painting the probe white or metallic silver. Placing the probe at the 5-foot level in a large screened porch where it gets plenty of air circulation and is away from a heated building is close to being the ideal location for the sensor.

On the other hand, a simple shelter can be made from a wood box that has no bottom and a back con-

sisting of a fine meshed plastic or aluminum screen. A second large roof on top of the box can be added for even better results. Paint the shelter and roof white and suspend the sensor in the middle of the box about 5 feet from ground level. Place the shelter in a location that gets plenty of air circulation and orient it so that the screened back is pointing north.

After turning the unit on, press the RESET switch (S8). This is necessary to clear internal registers in the memory. The RESET switch can also be used whenever you want the precise mean temperature or degree-days from a particular time. If you simply clear the MEAN memory registers (by pressing the MEAN and CLEAR switches at the same time), without pressing the RESET switch, the mean temperature shown by the display can be off a bit. Practically speaking, however, if you plan to

find the mean-temperature or degree-days for a period longer than a week, it is not necessary to reset the circuit (except when you first turn it on).

To clear the minimum, maximum, mean, heating degree-days, cooling degree-days or growing degree-days memory registers, press clear switch S7 at the same time you press the switch that pertains to the register you want cleared.

When the minimum or maximum memory registers are cleared, the present temperature is stored in the registers. When the mean register is cleared,  $-56^{\circ}\text{F}$  ( $-49^{\circ}\text{C}$ ) is stored in the mean memory register. When any degree-day registers are cleared, 0 is stored in the respective register.

When operating any of the pushbutton switches, keep the switch depressed until the display



# CREATIVE COMPUTING

# WIN AN ATARI® SWEEPSTAKE

Save up to 33% on *Creative Computing*, too!

**T**he Creative Computing Sweepstakes is open to all our readers. No purchase is necessary—and you'll receive a fantastic Atari home computer system worth over \$1600 if you're the lucky winner!

### How the Sweepstakes works

Just mail the attached card or the coupon below after filling in your name and address. Be sure to indicate whether you're also subscribing to *Creative Computing* at the special rates shown—you can save as much as 33%.

Then, if you win, you'll get a superb Atari personal computer system: the Atari 800 with 16K RAM and 10K ROM... an 810 Disk Drive... a 16K RAM Memory Module for extra memory... a pair of Joystick Controllers for game interaction. Use the Atari to handle small business and professional applications as well as sophisticated home processing functions—and, of course, for entertainment. Analyze your investments, learn languages, do



business accounting, play video games. Programmable in Basic or Assembly, the 800 can use all Atari peripherals and can control up to four disk drives and a 60 lpm printer. In all, the 800 and its accessories form a package worth a full \$1620 at retail!

### You're sure to win with *Creative Computing*!

Whether you win our Sweepstakes or not, the hours you spend with a computer are certain to be winners when you subscribe to *Creative Computing*. It's the Number One magazine of computer applications and software—filled with in-depth evaluations of computers, peripherals and software, plus applications and software that you can run directly on your computer.

Why not enjoy a year or more of *Creative Computing* at our low introductory prices? You'll save up to 33% if you subscribe at the same time you enter our Sweepstakes!

*Atari is a registered trademark of Atari, Inc.*



### OFFICIAL RULES

#### No Purchase Necessary

1. On an official entry form or a 3" x 5" piece of paper, hand print your name, address and zip code. Enter as often as you wish, but mail each entry separately to Creative Computing Sweepstakes, P.O. Box 5215, Boulder, Colorado 80322. Entries must be received no later than March 31, 1983, and the drawing will be held by April 21, 1983. All entries become the property of Creative Computing, which reserves the right to reprint the name and address of the winner.
2. The winner will be selected in a random drawing from among all entries received, under the supervision of the publishers of Creative Computing, whose decision will be final. Only one prize will be awarded in this Sweepstakes. Winner will be notified by mail and may be required to execute affidavit of eligibility and release. Odds of winning will depend on the number of entries received. Creative Computing will arrange delivery of prize. Taxes are the responsibility of the winner. Any manufacturer's claims and warranties will apply, but Creative Computing makes no claims or warranties with regard to any prizes. Prize is not transferable. No substitutions for prizes.
3. Sweepstakes open to all residents of the U.S., its territories and possessions, except employees (and their families) of Creative Computing, its affiliates, and its advertising and promotion agencies. Void wherever prohibited or restricted by law.
4. For the winner's name, send a stamped, self-addressed envelope to Creative Computing Sweepstakes, Circulation Department, One Park Avenue, New York, N.Y. 10016.

### OFFICIAL ENTRY FORM

Mail to: Creative Computing Sweepstakes  
P.O. Box 5215, Boulder, Colorado 80322

**YES!** Enter my name in the Creative Computing Sweepstakes and start my subscription to *Creative Computing* for the term checked:

- One year (12 issues) only \$19.97—20% off!
- Two years only \$36.97—26% off!
- Three years only \$49.97—33% off!

Savings based on full one-year subscription price of \$24.97.

**NO** I don't wish to subscribe now, but tell me if I've won the Creative Computing Sweepstakes.

Mr./Mrs./Ms. \_\_\_\_\_  
(please print full name)

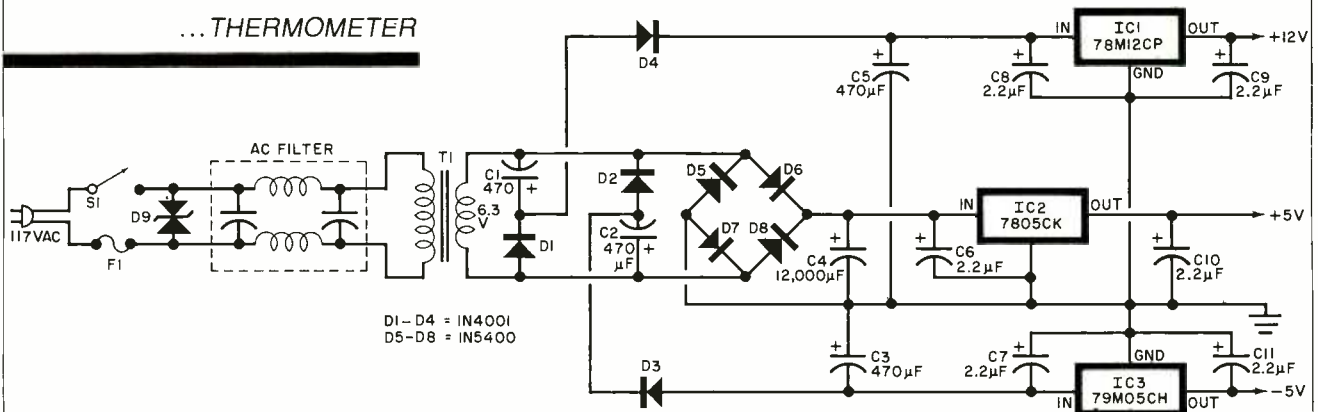
8H294

Address \_\_\_\_\_ Apt. \_\_\_\_\_

City \_\_\_\_\_ State \_\_\_\_\_ Zip \_\_\_\_\_

Offer valid only in the U.S., its territories and possessions. Please allow 30 to 60 days for delivery of first issue if you subscribe.

...THERMOMETER



D1-D4 = 1N4001  
D5-D8 = 1N5400

**PARTS LIST (Power Supply)**

C1, C5—470-µF, 25-V electrolytic  
C2, C3—470-µF, 15-V electrolytic  
C4—12,000-µF, 15-V electrolytic  
C6 through C11—2.2-µF tantalum capacitor

D1 through D4—1N4001 diode (or similar)  
D6 through D8—1N5400 diode (or similar)  
D9—Varistor (Panasonic ZNR or similar)  
F1—½-A slow-blow fuse  
IC1—78M12CP, 12-V voltage regulator  
IC2—7805CK, 5-V voltage regulator

IC3—79M05CH, -5-V voltage regulator  
S1—125-V, 3-A spst switch  
T1—6.3-V, 1.5-A transformer  
Misc.—AC filter (Archer 15-1106 or similar), wire, hardware, etc.

Fig. 7. Schematic for a suitable power supply.

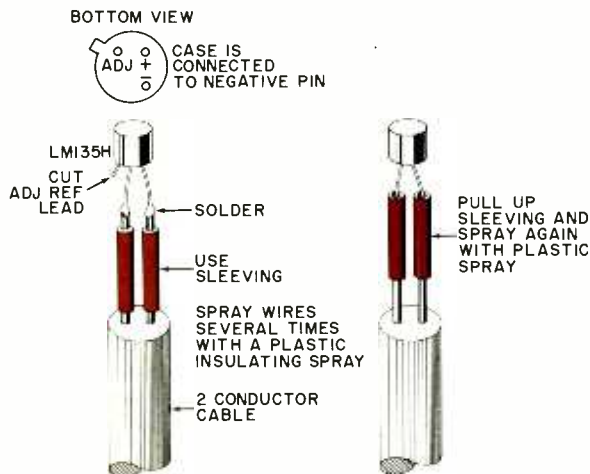


Fig. 8. How to make the sensor assembly.

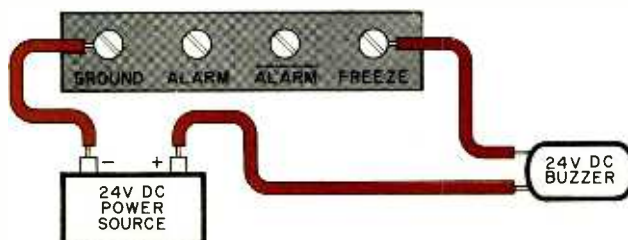


Fig. 9. Connecting to the terminals on the back panel.

changes. The CPU must receive 18 identical temperature readings in a row before continuing the program. If the temperature is exactly between two numbers (which occurs infrequently) this "digital filtering" can cause a second or so delay in switch action.

The operation of the MINIMUM and MAXIMUM switches is rather obvious. When you press either of these switches, the display shows the minimum or maximum temperature, respectively, measured since last memory clearance. When the MEAN switch is pressed, the display shows the accumulated mean temperature over a period of days (255 maximum) since the MEAN register was last cleared.

To display degree-days, place the LS/MS switch (S11) in the MS position. Also determine if you want Fahrenheit degree-days or Celsius degree-days and place the °F/°C switch (S10) in the appropriate position. (Note: Celsius degree-days are automatically rounded off to the nearest hundred and the LS display will always show 00.) When you press the particular DEGREE-DAY switch you are interested in, the display will show the number of degree-days in hundreds (e.g. 34 stands for 3400). Finally, switch the LS/MS switch to the LS position to



## ...THERMOMETER


find the units. (If the display shows 34 in the MS position and 53 in the LS position the number of degree-days is 3453.)

To display the threshold temperature stored in the alarm memory register, press the DISPLAY TEMPERATURE ALARM (DTA) switch. To change this threshold temperature, momentarily switch on the SET ALARM TEMPERATURE switch while pressing the DTA switch. Continue pressing the DTA switch until the desired temperature shows up on the display and then release it.

Up to 30 V and up to 40 mA dc can be controlled with the FREEZE and ALARM outputs (Fig. 9). The "FREEZE" output sinks current when the temperature drops to 32°F (0°C) or lower. The "ALARM" output sinks current when the temperature drops to or below the "threshold temperature" stored in the ALARM memory register. The

ALARM output is complementary to the ALARM output since it responds to temperatures above the threshold.

**Applications.** The practical uses for this thermometer to measure the current temperature, and record the maximum and minimum tempera-



Photos of the rear and interior of the author's prototype.

tures over a period are obvious.

The interested builder should consult library references covering heating/cooling degree days as they pertain to gas or oil heating and air conditioning, and growing/cooling degree days as they pertain to plant and crop growing.

The FREEZE output is connected to an alarm that will sound off when the measured temperature drops below freezing. The ALARM output is set to the "threshold" temperature; and, when an alarm is connected to this output, it will sound off at the preset temperature. The threshold temperature can be set (another example) to -20°F to sound an alarm that the water pipes are frozen!

By connecting the ALARM output to one relay, and the ALARM output to another relay, you can create a digital heating/cooling thermostat. It is possible to re-write the EPROM program to use the built-in clock and make a very sophisticated thermostat that is activated by time and temperature. ◇

# GET THE SAME VIDEO TRAINING THE PEOPLE AT SONY GET.

Now you can be trained by Sony even if you aren't employed by Sony.

Because we're making our vast library of training videotapes available to you. The very tapes that teach our own engineering, service and sales personnel.

The tapes cover the products and concepts of video and its related technologies. You can learn the basics of video recording. Color systems. Digital video and electronics. Television production. And more. Plus you can learn how to service specific products. As professionally as Sony does.

The tapes are produced entirely by Sony and contain up-to-the-minute information. They communicate clearly and simply. And some of

them are even programmed for interactive learning.


And learning through video can be done at your own pace, in the convenience of your home, shop or school. Reviewing is quick and easy. And the tapes are always available for reference.

Send for your catalog, which lists more than 250 titles. In your choice of 3/4" or 1/2" formats. Write Sony Video Products Company, Tape Production Services, 700 W. Artesia Boulevard, Compton, California 90220.

There's no obligation. Except the obligation you have to yourself: to find out about the best training available in one of the **SONY** Video Communications most lucrative fields. Sony is a registered trademark of Sony Corp.

CIRCLE NO. 49 ON FREE INFORMATION CARD

# Hire a fast thinker.




## 5 MHz CPU Card

■ Intel 8085A-2 microprocessor ■ Hardware floating point ■ Performs calculations six times faster than other CPUs ■ On-board monitor in PROM ■ 1K RAM scratch pad ■ Keyboard or RS232C terminal ■ Variable clock frequency

PRICE—\$450

(California residents add 6% sales tax)

Call or write Artec for details.



**ARTEC ELECTRONICS, INC.**

605 Old County Rd., San Carlos, CA 94070

Telephone (415) 592-2740

CIRCLE NO. 55 ON FREE INFORMATION CARD

## COMPUTER HOTLINE

The C & E Staff Answers Your Questions About Computers

### CP/M ANYONE

**Q:** I went to a lot of trouble and expense to add CP/M to my computer. Now I find that I can not get versions of programs to run on my machine. In addition, all of the CMUG (CP/M Users Group) and SIG/M public-domain software that I thought I would be able to use does not come in my format. Is this a rip-off or just a misunderstanding on my part?—Joe Stratton, Norr Hope, PA.

**A:** It is a misunderstanding of CP/M and the mechanism for distributing public-domain software. Each manufacturer who distributes CP/M for his computer writes the BIOS for his format and design; most of them are different. Software publishers sell their programs through distributors who undertake to translate the CP/M program into many different formats that they support. Lifeboat Associates, for example, has a list of CP/M formats that they support. When a customer orders a copy of a program, say, in Micropolis format, the people at Lifeboat download the programs from a "standard" 8-inch single-density disk to the Micropolis format. This is the process used to convert all CP/M software from one format to another. Now this doesn't happen unless the computer manufacturer makes his equipment available to the distributors and asks that his format be supported.


In the case of public-domain software, all distribution is made in 8-inch, single-density, single-sided disks. In some cases, there are also libraries of other formats such as NorthStar, Micropolis, and Apple because someone in the group went to the trouble of downloading the entire library of software. SIG/M will supply clubs with NorthStar

OF THE EIGHT MAJOR CAPACITANCE INSTRUMENTS MADE; ONLY THE CM-100...

## DETECTS LEAKAGE

(and at half the price!)

**\$89<sup>95</sup>**



**Usefulness** — Measure capacitors 10pF — 500 $\mu$ F; leakage 1 nA or .005 C.V., whichever is greater. **Accuracy** — To 2% depending on range. **Dependability** — Ruggedized construction; 1 yr. warranty. **Versatility** — In circuit measurement of capacitance and leakage. Output signal proportionate to measurement. **Portability** — 350 Hr. Battery Life. \*To 25,000 $\mu$ F with external voltmeter

Send check, address (NO P.O. BOX) plus \$3.50 Handling. CT res. add 7 $\frac{1}{2}$ % tax.

Phone orders: (203) 423-7940


**ANDERS PRECISION INSTRUMENT CO., INC.**  
4 Bridge St. Plaza, P.O. Box 75 Willimantic, CT 06226

CIRCLE NO. 6 ON FREE INFORMATION CARD

## Put Professional Knowledge and a COLLEGE DEGREE

in your Electronics Career through

## HOME STUDY



## Earn Your DEGREE

No commuting to class. Study at your own pace, while continuing your present job. Learn from easy-to-understand lessons, with help from your home-study instructors whenever you need it.

In the Grantham electronics program, you first earn your A.S.E.T. degree, and then your B.S.E.T. These degrees are *accredited* by the Accrediting Commission of the National Home Study Council.

Our *free* bulletin gives full details of the home-study program, the degrees awarded, and the requirements for each degree. Write for *Bulletin ET-83*.

**Grantham College of Engineering**  
2500 So. LaCienega Blvd.  
Los Angeles, California 90034



## ...COMPUTER HOTLINE

and Micropolis versions for distribution to their members. It is up to the club to keep them up to date by getting future releases. I don't know if anyone has collections of CP/M Users Group or SIG/M software in any other formats.

When you see a new computer come on the market and it is advertised to have CP/M, do not assume that there will be CP/M software to run with it. There is no assurance that software vendors will convert their product to this new format.

### AC CONTROL CIRCUIT

**Q:** *I'm interested in designing and building an ac outlet control circuit for my home that can be controlled by my Radio Shack TRS-80 Color Computer. I need help in designing the carrier-current circuit that would activate electrical outlets via the home power system.*—David McNamara, Detroit, MI

**A:** There are two types of devices needed to implement a computer-operated, carrier-current, electrical control system. First, there is the Interface/Controller connected to the computer. This device translates the programmed output from the computer into coded pulses. The pulses are then transmitted along the 60-Hz lines to the receivers.

The second type of device is a Receiver/Decoder and Switch that's connected to the power system at the remote location. When this unit receives its coded number, it changes the status of the switch according to the received message (from ON to OFF or vice versa).

I would not recommend that you build the Interface/Controller device. Use the one designed for your computer. Radio Shack has provided the TRS-80 Plug'n Power Controller for the Color Computer and Models I and III. It plugs directly into the cassette port and is able to access any of 16 house codes used to avoid conflict. For each house code there are 16 module codes that control individual outlets, appliances, or lights. This gives you maximum flexibility in working out the different control programs. ◇

# The professional breadboard.

(For professional, hobbyist or student.)

Global Specialties' PB-203A Proto-Board®

The solderless breadboard that set the industry standard for speed, versatility and convenience. With a capacity up to twenty-four 14-pin DIPs and three regulated power supplies (one fixed, two variable), PB-203A features a large array of sockets and bus strips that emulates standard PC layouts. Permitting instant insertion and removal of virtually any component from the largest DIP to the smallest discretes. Helping you design, assemble, test and modify circuits almost as fast as you can think! And built with professional durability, for all types of applications.

Our PB-203A. Only \$174\* (kit \$149.95\*) or PB-203 with single 5V supply, \$133.\* One more reason so many people say "Proto-Board" for solderless breadboarding.



## GLOBAL SPECIALTIES CORPORATION

70 Fulton Terr., New Haven, CT 06509 (203) 624-3103, TWX 710-465-1227  
OTHER OFFICES: San Francisco (415) 648-0611, TWX 910-372-7992, Europe: Phone Saffron-Walden 0799-21682, TLX 817477  
Canada: Len Finkler Ltd., Downsview, Ontario

Call toll-free for details **1-800-243-6077** During business hours

\*Suggested U.S. resale. Prices, specifications subject to change without notice. © Copyright 1981 Global Specialties Corporation.

CIRCLE NO. 46 ON FREE INFORMATION CARD

# POCKET SCANNER CLOSE OUT



Thanks to a European Distributor's overstock, you can get a great deal on a pocket scanner.

It's a six channel, three band unit that is actually the smallest scanner available on the market. You'll hear your choice of police, fire and emergency calls and get extra features like channel lock-outs, manual control, two antennas plus an AC

**\$79<sup>95</sup>**

Includes TWO FREE frequency crystals. Additional crystals \$4.95 ea., other accessories available.

charger/adaptor. Coverage includes UHF bands, VHF high bands and mid-band.

We've taken what is already a good value and made it a steal! From the original price — the equivalent of \$190 — we've lowered the price a full \$110. Plus you get two frequency crystals of your choice at absolutely no charge. And, you'll have our 25 day no-hassle refund privilege so you can try it out before making your decision. Don't Delay. Supplies are limited. Call Today. 24 hrs. a day 7-days a week.

Order product 1050. Visa/Master Charge or COD customers may call toll free. Or send check for \$79.95 plus \$2.00 shipping and handling. 90 day warranty.

**MTN** 800-528-6050. Ext. 1035  
P.O. Box 215 In AZ 800-352-0458 Ext. 1035  
Yankton, S.D. 57078  
CIRCLE NO. 48 ON FREE INFORMATION CARD



# RCA Model VGM 2023S 25" Color TV Receiver

**W**HEN is a TV set not a TV set? When it's a Selecta-Vision Video Monitor like the new Model VGM 2023S 25" color model introduced recently by RCA. Taking a tip from a host of component TV systems that feature separate video monitors and tuners, RCA combined both in a single unit.

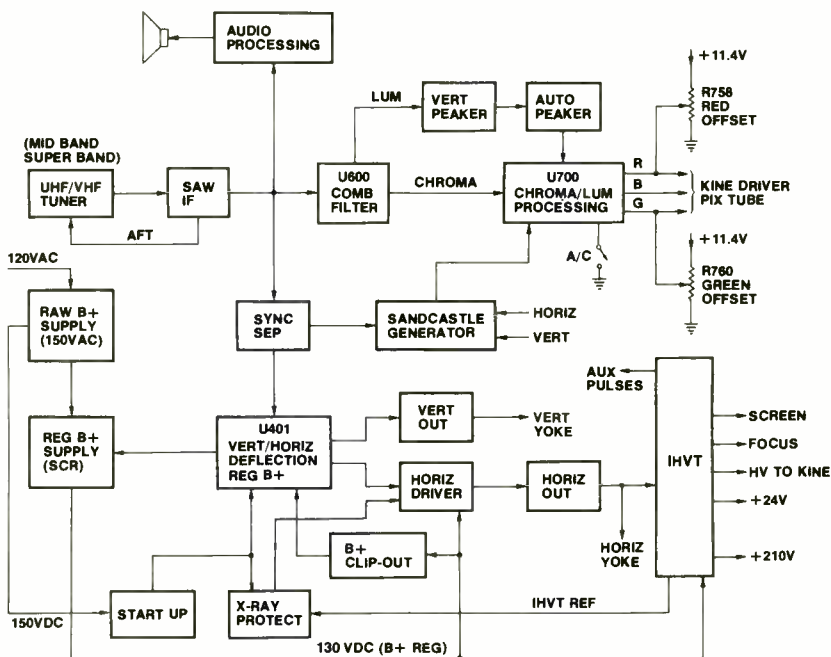
This is essentially a top-of-the-line RCA ColorTrack TV receiver with an extra source of picture and sound from a PW44000 circuit board added to a CTC-121 chassis. It includes an auxiliary input/output panel at the rear for easy access to video and audio monitor facilities for a VCR, video camera, video disc, computer, and external hi-fi stereo system. Its high-performance TV receiver section includes a bevy of advanced features such as a solid-state tuner that can receive 127 channels (vhf, uhf, and the cable midband, superband, and hyperband channels), comb filter and surface acoustic wave (SAW) filter circuitry, and a deluxe infrared wireless remote control. Additionally, the audio system includes a pseudo stereo synthesizer with a pair of speakers for each channel, while the monitor section has stereo output/input hi-fi signal jacks and external speaker jacks.

The "S" in the model number we tested stands for silver finish, add-

ing \$50 to a suggested retail price of \$1080 (a wood-grain finish cabinet is the standard model).

**General Description.** One obvious attribute is the unit's cabinet size. RCA's designers have managed to wrap the cabinet so closely around the screen that only a two-inch space is left at the sides and bottom, and only three inches at the top. This results in a cabinet that is

21 $\frac{3}{4}$ " H  $\times$  24 $\frac{1}{4}$ " W. And, because of the short, 110° deflection, 25" CRT, the cabinet is only 18 $\frac{3}{8}$ " deep. Within the top three inches RCA has neatly stowed channel tuning and power and volume controls, while the rest of the custom-ary controls are located under a hinged panel strip that runs the width of the screen. A set of built-in, high-compliance speakers (5" woofer, 2" tweeter) are located at each



Functional block diagram of the RCA 2023 TV receiver.





# The Computer Book Club®

"The ONLY Book Club for micro hobbyists"

Save time and money  
Keep up with the latest in  
computer books and software  
without leaving your terminal!

Select 5 fact-filled books  
for ONLY \$2.95 (values to \$102.75)



1468  
List \$18.95



1394  
List \$15.95



1205  
List \$16.95



1160  
List \$13.95



1350  
List \$15.95




1406  
List \$17.95



1050  
List \$12.95



1277  
List \$19.95



1442  
List \$18.95



1108  
List \$14.95



1526  
List \$18.95



1290  
List \$15.95



1295  
List \$18.95



1479  
List \$19.95



1141  
List \$11.95



1070  
List \$16.95



1391  
List \$17.95



1195  
List \$13.95



335  
List \$14.95



1485  
List \$21.95



1085  
List \$11.95



1398  
List \$16.95



1169  
List \$17.95



1455  
List \$15.95



1369  
List \$21.95



1276  
List \$15.95



1466  
List \$17.95



1473  
List \$18.95



1293  
List \$15.95



1062  
List \$12.95

## 7 very good reasons to try The Computer Book Club Blue Ridge Summit, PA 17214

- **Reduced Member Prices.** Save 20% to 75% on books sure to increase your computer know-how
- **Satisfaction Guaranteed.** All books returnable within 10 days without obligation
- **Club News Bulletins.** All about current selections—mains, alternates, extras—plus bonus offers. Comes 13 times a year with dozens of up-to-the-minute titles you can pick from
- **"Automatic Order."** Do nothing, and the Main selection will be shipped automatically! But... if you want an Alternate Selection—or no books at all—we'll follow the instructions you give on the reply form provided with every News Bulletin
- **Continuing Benefits.** Get a Dividend Certificate with every book purchased after fulfilling membership obligation, and qualify for discounts on many other volumes
- **Extra Bonuses.** Take advantage of added-value promotions, plus special discounts on software, games, and more
- **Exceptional Quality.** All books are first-rate publisher's editions, filled with useful, up-to-the-minute information



## The Computer Book Club Blue Ridge Summit, PA 17214

Please accept my membership in The Computer Book Club and send the 5 volumes circled below, billing me \$2.95 plus shipping and handling charges. If not satisfied, I may return the books within ten days without obligation and have my membership cancelled. I agree to purchase 4 or more books at reduced Club prices (plus shipping/handling) during the next 12 months, and may resign any time thereafter.

335 1050 1062 1070 1085 1108 1141 1160  
1169 1195 1205 1276 1277 1290 1293  
1295 1350 1369 1391 1394 1398 1406 1442  
1455 1466 1468 1473 1479 1485 1526

Name \_\_\_\_\_ Phone \_\_\_\_\_

Address \_\_\_\_\_

City \_\_\_\_\_

State \_\_\_\_\_ Zip \_\_\_\_\_

(Valid for new members only. Foreign and Canada add 20%. Orders outside U.S. or Canada must be prepaid with international money orders in U.S. dollars.) This order subject to acceptance by The Computer Book Club. PECC-283

side panel, internally recessed to project sound forward. The 127-channel tuning system uses frequency-synthesized circuits. An infrared (IR) remote control permits either direct channel access by dialing the channel number, sequential scanning through every channel, or scanning through preprogrammed channels only. There is also a channel-up/down, and a mute switch that instantly silences the audio. (The same channel selection can be made using the levered pushbuttons at the top of the set.)

Fifteen separate RCA phono jacks, two slide switches, and two potentiometers provide the array of video and phono inputs and outputs accessible to the user on the set's rear panel. Video inputs are selected by using the channel selection on the front of the receiver or by the IR remote control. Once the two video

input level controls are set, the viewer can switch from TV reception to monitoring a VCR or another source of video just by dialing "91" or "92."

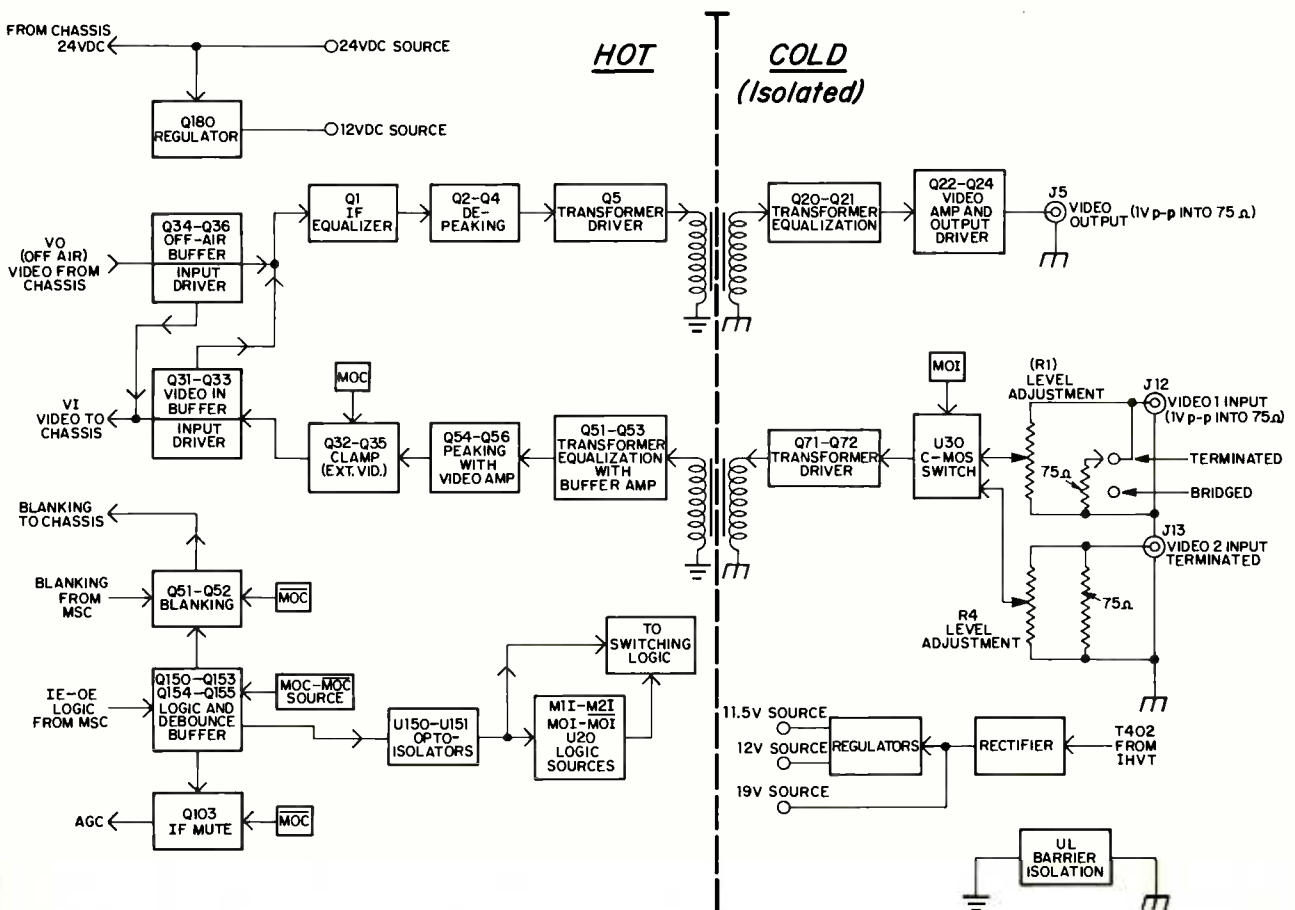
The channel number and the time-of-day are superimposed on the picture whenever a channel is selected or the RECALL button is pressed. After about 6 seconds, the display disappears. Separate push-buttons under the hinged panel at the top of the screen set the correct hours and minutes. The internal digital clock runs even when the set is turned off, but if power is interrupted, the next time display on the screen will show blank dashes, requiring resetting of the clock.

The TV broadcast channels, 2 through 83, are selected in the usual manner by their assigned numbers. To receive any of the 45 cable channels, the viewer must actuate a slide switch at the rear of the set near the antenna terminals. A simple chart is provided assigning a two-digit num-

ber to each cable channel. Both vhf and uhf 300-ohm terminals as well as a 75-ohm, coax terminal with a moveable jumper, permit connection of indoor and outdoor antennas or cable TV signals.


Though the channel selection and on-screen display features are not unusual in digital tuning TV sets, the fact that they are accomplished by only four ICs is certainly novel. Even more intriguing, however, is the actual r-f tuner circuitry. It consists of three separate, varactor-tuned, r-f amplifiers, oscillators and mixers—one covering uhf and one each covering the superband and vhf midband channels. Each r-f amplifier uses individually trimmed, multiple, resonant-circuit input and output stages as well as isolation amplifiers following the mixer. A host of separate varactor diodes assures precise tuning for each channel.

The output from the solid-state varactor tuner goes to an i-f amplifi-



Block diagram of the video section of the PW4400 monitor board.





# DISCOVER THE MAGAZINE THAT HELPED LAUNCH THE MICROCOMPUTER INDUSTRY

Incredible as it may seem, *Popular Electronics* helped launch the microcomputer industry. Back in 1975, we published plans for building the first powerful microcomputer based on the 8080 cpu. These plans generated incredible excitement—and started the world thinking about personal computing.

Since then, we've added more coverage of personal computing. Today, so much of the magazine is devoted to microcomputers that we've changed our name to...

## Computers & Electronics


*Computers & Electronics* continues the *Popular Electronics* tradition of helping our readers experience the advances of the future—today. We do it with clearly written, in-depth articles explaining each innovation... plans for building useful, money-saving projects incorporating the newest technology... reviews of the latest mass-produced equipment. Whether it's microcomputer equipment, audio, video, or personal electronics, *Computers & Electronics* will make it possible for you to enjoy the newest, the most sophisticated, the most innovative technology around.

## Helpful buying guides

*Computers & Electronics* compares and contrasts computers and other electronics gear in meaningful buyer's guide articles. We discuss features and options, what to look for, and how to get the best value. Recent buyer's guides have covered computer printers, pocket computers, sophisticated telephones, video cassette recorders and high-tech audio cassettes.

## World-famous test reports

In every issue of *Computers & Electronics* you'll find our famous in-depth test reports. We take a new product, test it and analyze the results. Recently we've tested the Radio Shack TRS-80 Model III, the IBM Personal Computer, and the Sinclair ZX-81. Microcomputers by Apple, Atari, Hewlett-Packard, Intelligent Systems and Netronics. Plus an interactive data terminal, software,



and a variety of audio, video and testing equipment.

## Innovative construction projects

If you're a do-it-yourselfer, you'll love the construction projects in *Computers & Electronics*. Not only did we bring the world the first successful microcomputer kit, but also projects for building the first low-cost modem. The first computer keyboard integrated with the computer (SOL).

The first low-cost voice synthesizer. The first low-cost logic analyzer. The first 1802-based microcomputer (ELF). The first low-cost function generator. The first gas-laser communicator (awarded a place in the Smithsonian Institution). The first low-cost color graphics computer module. An interface to transfer narrow line listings from your TRS-80 Pocket Computer to either a printer or CRT screen...

As you can see, our construction projects, while not necessarily complex (thanks to multifunction IC chips), will keep you at the forefront of technological development—at remarkably low cost. And in the future, we'll be bringing you construction projects to help you make your microcomputer more useful—whether it's an enhancement, an application, or a merging of technology with external controls and products.

## Get the leader in the field— at up to 33% off!

*Computers & Electronics* is the world's most widely read computer and personal electronics magazine. Now you can subscribe at big savings: up to 33% off. At our New Subscriber rates, a one-year subscription is only \$12.97. Take advantage of this offer—complete and return the coupon or postage-paid reply card today!

## Computers & Electronics

P.O. Box 2774, Boulder, Colorado 80322

- YES!** Send me one year (12 issues) of *Computers & Electronics* at \$12.97—I save 19%.  
 I prefer two years for \$22.97—I save 28%.  
 Make that three years for \$31.97—I save 33%.

Savings based on full one-year subscription price of \$15.97.

Mr./Mrs./Ms. \_\_\_\_\_ (please print full name) 4S994

Address \_\_\_\_\_ Apt. \_\_\_\_\_

City \_\_\_\_\_ State \_\_\_\_\_ Zip \_\_\_\_\_

CHECK ONE:  Payment enclosed.  Bill me later.

Offer valid in U.S. and possessions only. Please allow 30 to 60 days for delivery of first issue.

**Make up to \$1250 an hour**  
**Start your own money making business!**

Be Your Own Boss!

Be A **LOCKSMITH**

Hundreds of Foley-Belsaw trained men have succeeded in this fascinating and highly profitable field. YOU Can Do It Too!

Never before have money-making opportunities been so great for qualified Locksmiths. Now lucrative regular lock and key business has multiplied a thousandfold as millions seek more protection against zooming crime. Yet there's only one Locksmith for every 17,000 people!

**Train FAST at Home - Collect CASH PROFITS Right Away.**

You're in business - ready to earn up to \$1250 an hour a few days after you begin Foley-Belsaw's short-cut training. Take advantage of today's unprecedented opportunities in Locksmithing for year-round EXTRA INCOME in spare time - or full time in a high-profit business of your own. Hundreds we've trained have done it, so can YOU! All tools, plus professional Key Machine given you with course. These plus practice materials and equipment, plus simple, illustrated lessons, plus expert supervision (plus business-building guidance) will ensure you to KEEP THE MONEY COMING IN! Ideal for retirement - good jobs too.



SEND FOR EXCITING FACTS—No Obligation!  
 ALL SPECIAL TOOLS AND EQUIPMENT INCLUDED!

**PRO KEY MACHINE YOURS TO KEEP!**

This Pro Key Machine can save you up to \$200 a month in your income and if you use it you save extra with our training. Find out all about it!

**RUSH COUPON!**

**FREE 10-DAY NO RISK TRIAL!**

Send for details: **FOLEY-BELSAW INSTITUTE**  
 10149 Field Bldg.  
 Kansas City, MO. 64111

There is NO OBLIGATION and NO SALESMAN Will Call—ever!

**FREE!** **FOLEY-BELSAW INSTITUTE**  
 10149 Field Bldg., Kansas City, Mo. 64111  
 Please rush FREE Book "Keys to your Future."

NAME \_\_\_\_\_  
 ADDRESS \_\_\_\_\_  
 CITY, STATE, ZIP \_\_\_\_\_

CIRCLE NO. 33 ON FREE INFORMATION CARD

**FOCUS**

FOR ORDERS ONLY! TOLL - FREE (800)221-0828

Electronic/Computer **GAMES** **VIDEO** **LARGEST AUTHORIZED SONY DEALER IN BROOKLYN**

**NEW VECTREN Arcade w/Screen \$17995**

Atari \$11495  
 Solid w/Combat Cartridge \$11.90  
 Pacman Cartridge \$25.90

**Intellivision II by Mattel \$14995**

Intellivoice - \$59.95  
 Buy 10 Cart. for Mattel or Atari & get 1 free

Pacman Game \$43.90  
 Donkey Kong Game \$24.95

**FIDELITY: CHESS**

Sensory Voice Chess \$179.90  
 Mini-Sensory \$39.95  
 Sensory 8 \$84.95  
 Chess Challenger 7 \$69.90  
 Champion Sensory \$264.95  
 Chess Sensory 9 \$119.90

**Computers**

Atari 400 w/16K \$199.95  
 Atari 800 w/Basic Cart. \$499.95  
 Commodore Vic 20, expands to 32K \$169.95  
 Sharp PC-1211 w/Printer \$108.95  
 CE 122 \$219.95  
 Sharp PC-50H w/CE150 printer \$79.95  
 Times Sinclair Computer \$254.90  
 TI 99/4A Comp \$100.00 w/100 Mfg. rebate  
 Commodore 64 - Call \$135.90  
 Amdck 12" Green Monitor

**Original Daisey Dish Microwave Receiver \$129.90**

Free 7.1 2.4 ghz  
 with Box & 30 ft. of cable  
 The Channel Cable Converter \$10.00  
 with AC Power & 12 300 Ohm coils

**Calculators**

SHARP EL182A 10 Digit Print Display \$59.95  
 FX-2105 deluxe 12 Digit \$72.95  
 FX-7001 Microwriter \$69.95

**TEXAS INSTRUMENTS**

TI-59 amat. mh. rebate \$147.95  
 TI-PC-100C \$148.95  
 TI-58 \$78.95  
 TI-5130 Print & Display \$64.95  
 TI-84 II \$29.95  
 TI-54 \$32.95  
 TI-55 II \$37.95  
 TI Student BA-35 \$27.95

**CASIO**

HR-5 Card Print & Display \$29.95  
 FX702P Scientific \$69.95  
 LC-950 Metric Converter \$19.95

**HEWLETT PACKARD**

HP-41 CV \$209.95  
 HP-41C \$149.95  
 HP-85C \$78.95  
 HP-11C Scientific \$74.95  
 HP-12C Financial \$110.95  
 HP-15C Scientific \$103.95  
 HP-15C Programmer \$114.95

FREE GIFT WITH THIS AD

CIRCLE NO. 18 ON FREE INFORMATION CARD

...RCA TV

er IC, which also provides automatic gain control (agc), noise limiting, detection, and video preamplification. A surface acoustic wave filter ensures proper i-f response. The vertical-sync system operates in two different modes, depending on the setting of an internal electronic switch that senses whether or not the NTSC standard vertical sync is received. On NTSC signals the crystal-controlled horizontal sync signal is counted-down further to generate the vertical sync. If another type of vertical sync signal is detected, the count-down is disabled and a sync separator and detector are switched in. The horizontal sync system uses two phase control loops: one each for slow and fast changes—comparing the incoming horizontal sync pulses against those counted-down from the 251-kHz crystal oscillator. This system provides such solid lock-in that no external horizontal sync control is needed.

Probably the most important circuit feature is the CCD (charge coupled device) comb filter, which removes the interleaved color sub-carrier from the luminance signal, and then reinstates it while maintaining the full 4-MHz luminance bandwidth. Thus, video information, i.e., picture detail carried at

the higher frequency, is retained without interference from the lower-frequency chrominance sidebands. This system is not really new, but the combination of the filter with RCA's elaborate automatic color features promises unusually high video quality. The automatic color control section maintains color or intensity regardless of station variations. The automatic contrast/color control (acc) maintains the balance of color, contrast, and brightness. RCA's unique automatic flesh-tone correction ensures that there are no green or purple faces, and the automatic light sensor uses a light-dependent resistor (LDR) to compensate for changes in room lighting.

When we dial 91 or 92 on the front panel or on the remote control channel selector, the RCA model VGM 2023 becomes a video monitor. There are two separate video input channels, each with its own stereo audio input capability. One channel provides an optional internal bridge circuit for both video and audio inputs. This allows us to connect, for example, a camera and microphones to the monitor, and then connect a VCR to the other side of the bridge. If the bridge on the first video input is not desired, a slide switch disconnects it. The second video input channel is not bridged. There is a level adjustment for each video input, while a set of output

**TEST MEASUREMENTS  
 RCA MODEL 2023S 25" COLOR TV RECEIVER**

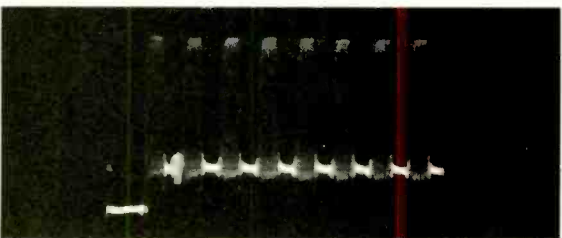
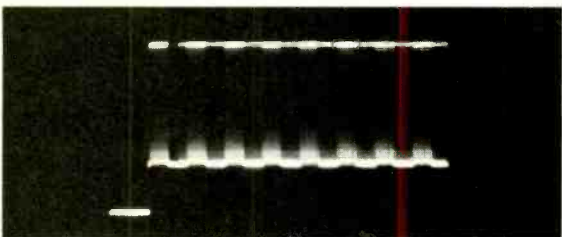
Parameter	Measurement
Sensitivity, vhf (Ch. 3):	-58 dBm
Sensitivity, uhf (Ch. 20):	-55 dBm
Noise figure, vhf (Ch. 3):	5 dB
Noise figure, uhf (Ch. 20):	9 dB
Horizontal resolution at CRT:	350 lines
Video bandwidth to CRT (-6 dB):	4.25 MHz
R-f osc. stability (Ch. 3):	0.05 MHz
(105 to 130 V ac, 2 hr.) (Ch. 20):	0.05 MHz
Agc dynamic range:	67 dB
Dc restoration:	100%
Horizontal linearity:	100% left, 100% right
Vertical linearity:	100% top, 100% bottom
Convergence:	95% at worst area
Audio frequency response:	60 to 16,000 Hz
Speaker impedance:	16 ohms (internal > 6 ohms)
Dc regulation, B +:	98% at +127 V dc
High-voltage regulation:	96% at +27.0 kV
Weight:	78 lb
Power rating:	110 W avg.



jacks provides access to video and audio whether in the monitor or TV broadcast mode. The audio is either in mono or stereo, and separate jacks are available for speakers.

For regular TV broadcast operation the audio is, of course, monophonic. However, the SelectaVision monitor automatically engages the Dual Dimension Sound circuitry to electronically divide and enhance the mono sound to simulate stereo. In addition, the internal stereo amplifier for this and other SelectaVision monitors can be connected to any external stereo signal source via the audio inputs on the rear panel. Similarly, if you want to hook up a stereo disc or VCR to your own hi-fi equipment, the monitor's audio output will route the sound directly to your amplifier or audio receiver, while at the same time displaying the video portion of the program on the screen or recording on another VCR. RCA's audio specifications include a frequency response of 50 to 15,000 Hz, an audio output of 1.3 V rms, audio input of 0.96 V rms, and an external speaker impedance of 6 ohms or greater. The VGM 2023 also has bass and treble controls for use with the internal amplifier.

For servicing purposes, you should note that this is a "hot" chassis except for the monitor panel section's audio and video output. Thus, an isolation transformer should be used when troubleshooting circuits.



Color-bar pattern scope photos. Input on Ch. 3 at top; video output below.

**Laboratory Measurements.** The r-f performance measurements of vhf and uhf sensitivity and signal-to-noise ratio are clearly the best of any TV all-in-one receiver we have reviewed in the last two years, although the tuner of the Sony Profeel component system came very close. The noise figure of 5 dB vhf and 9 dB uhf are obviously the result of the elaborate r-f amplifier circuits described. This receiver will do well even in deep fringe areas.

As soon as we saw the color pictures from our studio camera, we knew that the video bandwidth was excellent. We measured 4.25 MHz, slightly better than the Sony Profeel monitor, though the difference of 0.05 MHz would not be noticeable on any picture. As promised by RCA's literature, the CCD comb filter provided excellent bandwidth and color fidelity without any trace of 900-kHz interference. The same five observers who had previously admired the color pictures of the Sony Profeel now agreed that the RCA VGM 2023 color quality and resolution were just as good.

The remaining measurements, as indicated in the accompanying table, show excellent results that correspond almost exactly to those measured on the Sony Profeel monitor. Deflection linearity and convergence were excellent. The top of the screen has a 5% misconvergence, but this was noticeable only with a grid pattern.

**User Comments.** Summing up the results of our measurements, it is clear that this RCA Model VGM

2023 provides excellent performance, both as a deluxe color TV receiver and as a versatile video monitor. From a technical point of view, RCA's r-f tuning system and its CCD comb filter, combined with all the automatic color circuitry, represent a highly successful, advanced design. For the consumer, this RCA model represents the top-of-the-line in performance and features.

If we continue the comparison with the Sony Profeel as a reference, we find that the two systems are close to equal in performance and operating features; both are excellent. There are some differences, however, that may be important.

While both systems have versatile video and audio input/output arrangements, only the Sony has the ability to accept RGB signals directly. Also, Sony's RS232 computer interface connector, for RGB and other signals, is a decided advantage for some applications. The RCA system, on the other hand, is much more compact. Its monitor and built-in tuner are smaller than Sony's 25" monitor alone. Sony's tuner is designed to be part of a modular video system, but it is a separate box and needs a cable to connect it to the monitor.

A significant difference between the RCA and the Sony, however, is cost. RCA's suggested selling price for the VGM 2023 is \$1080, while Sony's is \$2020 for the monitor alone if one is using a VCR as a tuner. Beyond price, a buyer should take into account the potentially superior picture garnered by using RGB signals with the Sony. This becomes especially important should the monitor be used for computer alphanumeric displays. Furthermore, the Profeel is built like a monitor—coaxial cable connectors rather than pin jacks, for example—throughout.

We were favorably impressed with the Sony Profeel's performance and features, and now that we have tested RCA's VG2023, we are equally impressed and hope that other manufacturers will join in elevating TV receivers to meet the multiple needs of today's video applications. —Walter Buchsbaum

CIRCLE NO. 102 ON FREE INFORMATION CARD



## Flash Analog/Digital Converters Come of Age

By Forrest M. Mims

**T**RANSFORMING a digital signal into its analog equivalent is relatively simple; it can be done with little more than a handful of resistors and an op amp. The reverse operation, analog-to-digital conversion, is more involved.

Many clever schemes have been developed for achieving analog-to-digital (A/D) conversion. Unfortunately most require a synchronized series of operations that are very slow by today's standards. Consider, for example, an A/D converter consisting of a D/A converter, clock, counter, and comparator, as shown in Fig. 1.

The counter, which is initially cleared, is incremented by the clock. Each successive count is converted to an analog voltage by the D/A converter and applied along with the incoming analog signal to the comparator. When the voltages are unequal, the counter continues to advance. When the voltages are

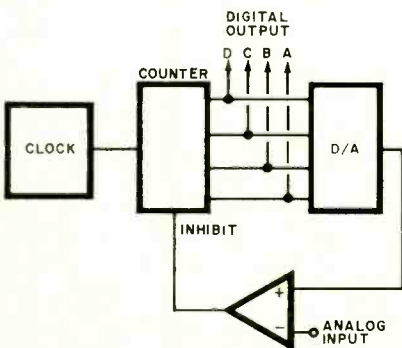


Fig. 1. Simple A/D converter.

equal, the comparator changes states and inhibits the clock. The binary output from the counter is the digital equivalent of the analog input signal.

The conversion time for this method of A/D conversion, can range from instantaneous when the input signal is 0 V to  $2^n$  clock periods (where  $n$  is the counter's capacity in bits). Therefore, an 8-bit counter would require a minimum of 256 clock intervals for a single conversion cycle.

However, there are other sequential A/D conversion methods that are faster than the rudimentary method just described. The *successive approximation* method, for example, although more complex, achieves a conversion in only  $n$  clock periods.

**Flash A/D Converters.** There's a much simpler method of A/D conversion and it is achieved by means of a voltage divider, a string of comparators and an encoder, connected as shown in Fig. 2.

Each node in the divider chain provides a successively higher voltage which serves as a reference level to the noninverting input of the comparator to which it is connected. As the signal voltage is increased from zero potential, it reaches the reference level of the lowest order comparator and causes it to change states. When the signal amplitude rises to the next reference voltage level, the second comparator changes states. The comparators continue to change states to reflect the level of the incoming signal.

Since all comparators whose reference voltage is at or below the amplitude of the signal change states, a basic voltage-divider/comparator circuit can function as a LED bargraph voltage indicator. For microprocessor and other digital applications, it's necessary to incorporate a network of gates from the comparators into its respective digital word. Though this increases circuit complexity, no clock is required and the conversion time is much faster than that of other methods.

Though the operating principle of a flash converter is very simple, the number of circuit components increases rapidly with the resolution required. The number of comparators needed, for example, is  $2^n - 1$  where  $n$  is the number of bits of resolution required. Therefore, a 4-bit flash A/D converter requires only 15 comparators but an 8-bit unit requires 255.

For this reason, flash A/D converters have not been developed nearly as rapidly as other types. One firm that makes microprocessor compatible flash A/D converters is TRW LSI Products (PO Box 2472, La Jolla, CA 92038).

TRW's 6-bit TDC1014J flash A/D converter accepts and digitizes a 1-volt p-p signal at sample rates of dc to 30 megasamples per second. A complete conversion requires only 33 ns! This chip is supplied in a 24-pin DIP package, with an optional evaluation board available.

One-micron fabrication technology has recently permitted TRW to surpass the performance of the TDC1014J. For example, the TDC1025EIC is a 100-mm by 160-

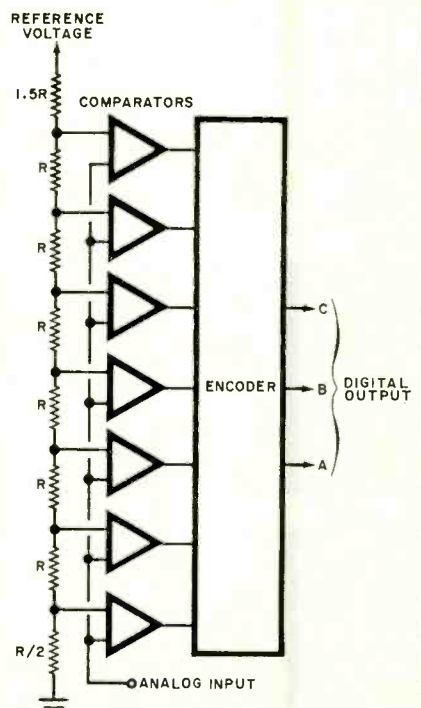


Fig. 2. A 3-bit flash A/D converter.



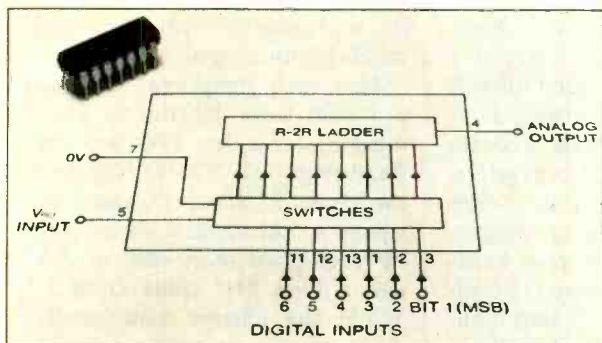


Fig. 3. Ferranti's ZN436 6-bit D/A converter operates from a 5-V supply and has 1- $\mu$ s conversion speed.

makes an 8-bit chip that uses what the company calls a "half-flash" technique. Designated the ADC0820, the chip includes 32 comparators and has a maximum conversion time of 1.2  $\mu$ s. While not as fast as some chips that use nonflash A/D conversion methods, it's reasonably priced. The plastic-packaged version of the chip sells for \$12.95 in quantities of 100. All these new products portend

mm circuit board containing an 8-bit flash A/D converter and all necessary support circuitry.

The circuit provides 75 megasamples per second. Even faster conversion speeds are provided by TRW's TDC1029J. This 6-bit flash A/D converter provides 100 megasamples per second!

The latest flash A/D converter from TRW, the TDC1019J, provides 9 bits of resolution, the highest yet for a monolithic flash A/D converter. Operating at 20 megasamples per second, the 9-bit chip incorporates 511 comparators, a 511-to-9-bit encoder, and a 9-bit ECL-compatible latch on a single chip.

No other A/D conversion method available can come close to the conversion speeds provided by these flash converters. Unfortunately, however, the TRW flash converters are more expensive than slower kinds of converters. The price drawback may soon change, however, as more companies enter the flash A/D converter business.

Recently, for example, RCA (Route 202, Somerville, NJ 08876) introduced the first CMOS flash A/D converter, the CA3308. This 8-bit device operates at 15 megasamples per second and dissipates only 240 mW. Fully microprocessor compatible, the CA3308 includes an 8-bit latch with three-state outputs, plus two chip-enable inputs. Two CA3308's can be paralleled to double the conversion speed of a single chip.

Motorola (Box 20912, Phoenix, AZ 85036) and National Semiconductor (2900 Semiconductor Drive, Santa Clara, CA 95051) have also begun to make flash A/D converters. Motorola's 10315/10317 provides 7 bits of resolution at 15 megasamples per second. National

## VIC20™ PERSONAL COMPUTER

### TOP 10 ARCADE GAMES

VIC-20 TAPE PROGRAM SALE!!

Rank	Name	List	Sale
1.	Super Paratrooper (Fantastic)	\$24.95	\$19.95
2.	Exterminator-Plus (Better than Centipede)	\$24.95	\$19.95
3.	Cricket (Better than Frogger)	\$24.95	\$19.95
4.	3-D Hackman (3-Dimensional)	\$24.95	\$19.95
5.	Snackman (Better than Packman)	\$19.95	\$15.95
6.	Bug Blast (Creepy)	\$19.95	\$16.95
7.	Anti Matter Splatter (Nuclear Disaster)	\$24.95	\$19.95
8.	Bombs Away (Great)	\$18.95	\$15.95
9.	3-D Maze-Escape	\$16.95	\$14.95
10.	Krazy Kong	\$16.95	\$14.95

**BUY ANY FOUR — DEDUCT 10% MORE**

### VIC-20 ACCESSORY SALE!!

**1. TRACTION-FRICTION LINE PRINTER** This new COM-STAR deluxe printer, prints 8½" x 11" full size letter quality single, roll or fan fold paper, labels and etc. Impact dot matrix bi-directional 40, 66, 80, 132 columns. Includes interface cable that plugs direct into the VIC-20 computer, no other costly interface is needed. List \$599.00 — Sale \$399.00.

**2. UP TO 60K EXPANSION MODULE** Aero Space designed—6 slot—add up to 6 cartridges— switch select any program. Start and stop any program with reset button—not necessary to remove cartridges or turn off computer, saves time, television and computer (one year warranty) List \$149.00 — Sale \$89.00.

- 10 DAY FREE TRIAL
- WE HAVE THE LOWEST PRICES
- ONE DAY DELIVERY EXPRESS MAIL
- FREE CATALOGS
- WE LOVE OUR CUSTOMERS!

# PROTECTO

ENTERPRIZES (FACTORY-DIRECT)

BOX 550, BARRINGTON, ILLINOIS 60010  
Phone 312/382-5244 to order

CIRCLE NO. 47 ON FREE INFORMATION CARD

## ...SOLID STATE

the eventual arrival of a wide selection of very affordable flash A/D converters. This development, which cannot be far away, will usher in a new era of ultra-fast processing for such applications as speech processing and recognition, television special effects, video frequency

signature recognition, and high-speed sampling and data analysis.

One application to watch for will be inexpensive, high-speed, sampling oscilloscopes that incorporate one or more flash A/D converters. While some of these instruments will resemble conventional scopes, others will take the form of hardware peripherals that convert ordinary personal computers into high-

ly sophisticated, fully programmable oscilloscopes.

One such peripheral is already available from Northwest Instrument Systems, Inc. (PO Box 1309, Beaverton, OR 97075). It's called the Model 85 aScope™, and it's designed to interface with an Apple II™ equipped with 48K of RAM and a Disk II™ (plus DOS 3.3). While the aScope uses nonflash A/D conversion, it can provide a bandwidth of dc to 50 MHz. Flash A/D conversion would provide even higher bandwidths. The aScope sells for \$995. You can receive a data sheet by calling toll free 800-547-4445.

**Low Cost D/A Converter.** Many different D/A converter chips are readily available, but few can match the price of Ferranti Semiconductor's new 6-bit ZN436. Featuring a 1-μs conversion time, the ZN436 is priced at only 83 cents in quantities of 1000.

As shown in Fig. 3, the ZN436 contains an R-2R ladder network and an array of bipolar switching transistors. The chip is housed in a 14-pin DIP package. For more information, contact a Ferranti distributor or write the company (87 Modular Ave., Commack, NY 11725).

**A Liquid-Crystal Bar-graph Readout.** Epson America, Inc. (23844 Hawthorne Blvd., Torrance, CA 90505), a major supplier of liquid-crystal displays manufactured by Japan's Shinshu Seiki Co., Ltd., has recently introduced a 100-element bar-graph and display. Designated the LD-H9003A, the display is organized as a row of 100 parallel bars, each tenth bar being slightly longer than the preceding nine. The display measures 2.75" by 0.87" and is enclosed in a glass package.

The LD-H9003A does not have conventional connection pins. Instead, connection is made to the conductive regions on the display by means of elastomer connectors similar to those used to establish electrical contact with the miniature liquid-crystal readouts used in watches. Operating over a -20° C to +80° C range, it is available for \$8.10 in 100-unit quantities. ◇

FREE CATALOG

### THE INDUSTRY'S LARGEST SELECTION OF OUTSTANDING SOFTWARE FOR THE RADIO SHACK:

- TRS-80® Model I and Model III
- TRS-80® Color Computer
- TDP-100®

Call or Write for Our FREE Catalog!  
- Over 36 Pages of Information -

**SSM** SOFT SECTOR MARKETING,  
INCORPORATED

P.O. Box 340 • Garden City, Michigan 48135  
(313) 425-4020 • 800-521-6504

CIRCLE NO. 53 ON FREE INFORMATION CARD



Be an  
**ELECTRONICS  
TECHNICIAN!**  
Get your 2-Year  
Associate Degree

Train at home  
in spare time!

Now you can train for a money-making career in Electronics. No previous experience necessary. No need to quit your job. Your

Associate Degree gives you all the technical subjects you need—electronic measurement, circuitry, instrumentation—all the training you need to get your Electronics Technician rating. No time wasted on subjects you don't need or traveling to and from class. Instructors are as close as your telephone. Use our 24-hour home-study hot line—we pay the bill.

Thousands of Electronic Specialists  
Have Exciting Jobs Like These

Choose from exciting opportunities in the fast-growing space-age industries...Automation, Aerospace, Cable-TV, Missile Design, Electronic Circuitry, Computers, Telemetry and much, much more. Get the same home study training system used by many giant corporations for their own employees. Everything explained in easy-to-understand lessons with plenty of pictures and drawings.

SEND FOR FREE FACTS

- No obligation • No salesman will call
- Mail Coupon Today!

**ICS**  
SINCE 1981

Center for Degree Studies, Dept. PD013  
ICS Electronics Center, Scranton, PA 18515

Yes! Rush me free facts telling how I can get my 2-Year Associate Degree in Electronics Technology at home in spare time.

Name \_\_\_\_\_ Age \_\_\_\_\_  
Address \_\_\_\_\_  
City/State/Zip \_\_\_\_\_

## NEW INDOOR ACTIVE ANTENNA

Covers 300 KHz - 30 MHz.  
For SWL, BCL, VLF DXers.

Rivals long  
wires

\$7995  
(+ \$4.00 shipping)



**MFJ-1020 NEW INDOOR ACTIVE ANTENNA** sits on your desk ready to listen to the world. Rivals, can often exceed, reception of outside long wire. Unique Tuned Active Antenna minimizes intermod, provides RF selectivity, reduces noise outside tuned band. Also use as preselector for external antenna. Covers 300 KHz to 30 MHz in 5 bands. Adjustable telescoping antenna. Controls: Tune, Band Selector, Gain, On-Off/Bypass. LED. FET, bipolar circuitry. Phono jack for external ant. 6x2x6 in. 9-12 VDC or 9 V battery for portable use. 110 VAC with optional AC adapter, MFJ-1312, \$9.95.

Order from MFJ and try it. If not delighted, return it within 30 days for refund (less shipping). One year unconditional guarantee.

Order today. Call TOLL FREE 800-647-1800. Charge VISA, MC. Or mail check, money order.

Write for free catalog.

CALL TOLL FREE ... 800-647-1800

601-323-5869 in MS, outside continental USA.

**MFJ ENTERPRISES,  
INCORPORATED**

921 Louisville Road, Starkville, MS 39759

CIRCLE NO. 32 ON FREE INFORMATION CARD



## Experimenting With a Low-Cost Fiber-Optic Link

By Forrest M. Mims

UNTIL now high prices have prevented many hobbyists from experimenting with fiber-optic data links. General Electric has come to the rescue, however, with a fiber-optic designer's kit that sells for only \$9.95. The kit includes a near-infrared emitter and a photo-transistor detector, each of which is installed in a threaded plastic receptacle. Low-cost AMP Optimate™ fiber-optic connectors can be quickly mated to the receptacles.

The General Electric kit also includes a one-meter length of DuPont Crofon™ 1040 fiber-optic cable terminated with Optimate connectors at each end and a complete set of specification sheets and application notes. You can order the kit directly from General Electric (Semiconductor Products Dept., Optoelectronics, West Genesee St., Auburn, NY 13021).

The key feature of General Electric's designer's kit is the cleverly designed threaded plastic package into which the active emitting and detecting components are installed.

Figure 1 shows the package and how it interfaces with a threaded Optimate plastic connector. Figure 2 is an internal view of a package that contains an infrared emitting diode. Note the use of a reflector and lens to collect radiation emitted by the diode and direct it toward the aperture in the package, where a terminated fiber will be connected.

**The Emitter.** The emitter furnished with the General Electric designer's kit is designated GFOE1A1. This device is a silicon-compensated, liquid-phase, epitaxial, gallium-arsenide diode that emits near-infrared radiation peaking at about 940 nanometers. At room temperature and 30 to 50 mA forward current, the diode has a power conversion efficiency of about 4%. The conversion efficiency increases to 5 to 6% at 200 mA (pulse drive).

The diode is mounted behind a diffuse, molded-epoxy lens that provides a 1.2-mm diameter source having nearly uniform intensity across its surface. The large source size assures good optical coupling between the LED and the wide variety of different fibers to which Optimate connectors can be terminated.

At 50 mA forward current, a typical GFOE1A1 will couple more than 100  $\mu$ W into a 1-mm diameter fiber. This is approximately 10% of

the total power (i.e. a -20-dB loss) radiated by the chip and is comparable to the light injection efficiency of other low to moderately priced fiber-optic links.

The silicon dopant added to the GFOE1A1 increases both power conversion efficiency and wavelength at the expense of the diode's response time (the sum of delay and rise times or storage and fall times). Conventional GaAs emitters, for example, have response times measured in tens of nanoseconds or even less. A GaAs:Si emitter like the GFOE1A1, however, has a response time of nearly a microsecond. This places an upper limit of about 400 kHz on the modulation bandwidth of the GFOE1A1, which, of course, is more than adequate for many kinds of telecommunications and data-transmission applications.

**The Detector.** One of two different detectors can be provided with the General Electric designer's kit. One is an npn phototransistor (GFOD1A1), and the other is a photodarlington transistor (GFOD1B1). Both are installed in packages identical to those used for the GFOE1A1 emitter. Since the base of a phototransistor is not often used in optoelectronic circuits, neither device is provided with an external base lead.

The spectral response of both

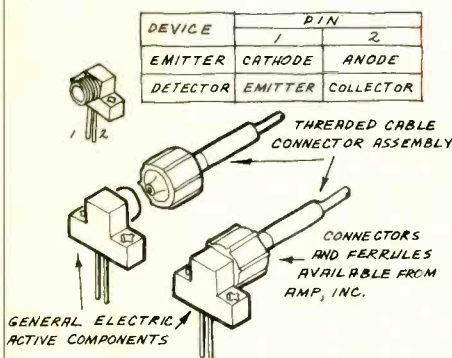


Fig. 1. Construction of GE active fiber-optic components.

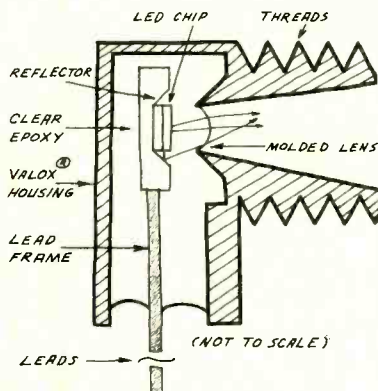


Fig. 2. Internal view of GE side-looking emitter.

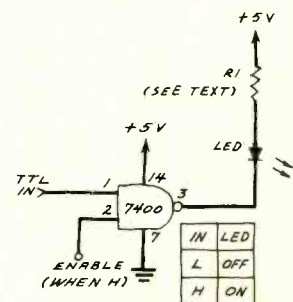


Fig. 3. Basic TTL compatible LED driver.

phototransistors peaks at about 850 nanometers. At the 940-nanometer wavelength emitted by the GFOE1A1 emitter, both phototransistors exhibit about 80% response efficiency.

When illuminated by radiation from a GFOE1A1 emitter transmitted to the phototransistor via a 1-m length of Crofon 1040 fiber, the GFOD1A1 exhibits a minimum responsivity of 70  $\mu\text{A}$  per  $\mu\text{W}$ . The GFOD1B1 provides 1000  $\mu\text{A}$  under the same conditions. The turn-on and turn-off times of the GFOD1A1 are each 3  $\mu\text{s}$  when the load resistance is 0 ohm. The turn-on and turn-off times for the GFOD1B1 are, respectively, 10 and 25  $\mu\text{s}$  when the load resistance is 0 ohms.

**Digital Logic Application Circuits.** Short fiber-optic links are ideally suited for transmitting digital data through noisy environments. The circuits that follow illustrate straightforward ways to send and receive signals through such a fiber-optic link.

**TTL Emitter Driver Circuits.** Figure 3 shows a basic TTL LED driver made from a single NAND gate. When the enable input is low, the LED is turned off irrespective of the logic level at the TTL input. When the enable input is high, the LED is forward-biased when the logic level input is high. When the input is low, the LED is turned off.

Series resistor  $R1$  limits current through the LED to a safe value.

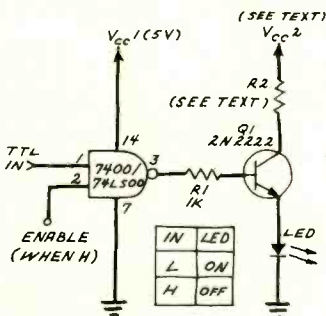


Fig. 4. TTL compatible fiber-optic LED driver with gain stage.

The output from a standard TTL 7400 gate can sink up to 16 mA. To drive the LED at this level means  $R1$  must be 312.5 ohms. (From Ohm's law,  $R1$  equals 5 volts divided by 16 mA.) The closest standard resistance value, 330 ohms, will provide a LED current of 15 mA.

Incidentally, the maximum current output from a LS TTL gate is only 5 mA. Therefore, you should use standard TTL in the circuit shown in Fig. 3.

In applications where higher infrared emission levels are required, more drive current can be provided by adding a transistor driver stage as shown in Fig. 4. Note that the transistor inverts the signal from the gate. Also note that since the transistor and not the gate drives the LED, a LS TTL gate can be used.

Resistor  $R2$  should be selected to limit the current (I) through the LED to the desired level. The combined voltage drop of  $Q1$  and the LED is about 2 V. Therefore, the series resistance is  $(V_{cc2}-2)/I$ . If  $V_{cc2}$  is 5 V and the desired current level is 50 mA, then  $R2$  should have a resis-

tance of 60 ohms. Higher current levels can be achieved by increasing  $V_{cc2}$  or reducing  $R2$ 's resistance. It is essential, of course, that  $Q1$ ,  $R2$ , and the LED emitter be rated for the selected current level.

**Detector Circuits.** Figure 5 shows two basic phototransistor detector circuits. In Fig. 5A, the phototransistor is normally off and the voltage across  $R_L$  is high. When the phototransistor is turned on by an incoming light pulse, the output is brought low.

While a basic phototransistor circuit is very sensitive, its response time is slowed by the RC time constant of the internal capacitance of the phototransistor and  $R_L$ . The delay induced by the load resistor is virtually eliminated by adding a common-base stage as shown in Fig. 5B. The low-resistance path provided by  $Q2$  greatly speeds up the charge-discharge time of  $Q1$ 's internal capacitance, thereby substantially improving its response time.

Figure 6 compares the response of the two basic phototransistor circuits in Fig. 5. Waveform A is the

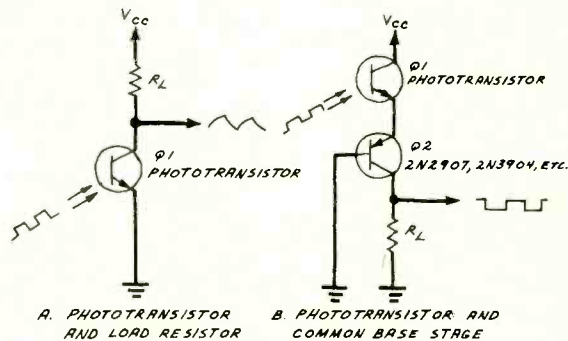


Fig. 5. Two phototransistor circuits.

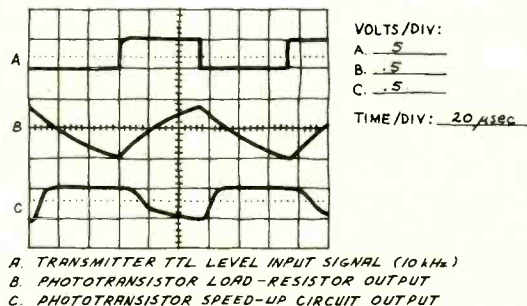


Fig. 6. Received signal waveforms for basic phototransistor detector circuits.



If you own a Timex Sinclair, a ZX81, or any other Sinclair computer, you've probably discovered that the big microcomputer magazines cover only the bigger computers. Where can you find helpful articles on the Sinclair? In *Sync*!

*Sync* is the one magazine that's written exclusively about Clive Sinclair's marvelous inventions, the Sinclair computers. And it's the one magazine to read if you want to get more from your Sinclair.

You'll find program listings for games, helpful programming techniques, hardware upgrades, math and science programs, news of new products for the Sinclair—in short, everything you need to use and enjoy your Sinclair to the fullest.

In just two recent issues, for example, we covered:

- Putting a Reverse Character in a String
- How to Double Your Memory
- Least Squares Data Analysis With the ZX80/81
- Space Warp: A Graphics Space Game
- How to Reduce "Blank Screen Time"

- Storing Three-Letter Words in an Array
- Software Review: ZX Galaxians
- An Introduction to Expression Evaluation
- Short Programs Just for Fun
- The ZX81 Parser and User-Defined Commands
- Understanding Floating Point Arithmetic
- Handling Strings from Another Dimension
- Book Review: Understanding Your ZX81 ROM
- How to Add a Keyboard to Your Sinclair
- Translating Other Basics: DEF on the ZX81
- Six Outer Space Games—With Program Listings
- Hardware Review: Sinclair ZX Spectrum High Resolution Color/Sound Computer

If you own a Sinclair microcomputer, *Sync* is the only computer magazine you really need. Subscribe now to *Sync*, and you can save up to 33%! Just complete and return the postage-paid reply card or the coupon at right.

**SAVE UP TO 33%  
ON SYNC!**

**SYNC**

CN 1986 · Morristown, NJ 07960

**YES!** Please send me *Sync* for:

- One year (6 issues) for \$12.97—I save 19%.
- Two years (12 issues) for \$22.97—I save 28%.
- Three years (18 issues) for \$31.97—I save 33%.

Savings based on full 1-year subscription price of \$16.

Mr. \_\_\_\_\_  
Mrs. \_\_\_\_\_  
Ms. \_\_\_\_\_  
(please print full name) 8H04

Address \_\_\_\_\_ Apt. \_\_\_\_\_

City \_\_\_\_\_

State \_\_\_\_\_ Zip \_\_\_\_\_

**CHECK ONE:**

- Payment enclosed.
- Bill me later.

Offer valid in U.S. and possessions only. Please allow 60 to 90 days for delivery of first issue.

**NEW SUBSCRIBERS ONLY**



**FOR  
SINCLAIR  
AND  
TIMEX  
SINCLAIR  
OWNERS  
ONLY**

PAT. # 4,259,705

**WARNING!**

Electric Power Pollution, Spikes, Interference & Lightning HAZARDOUS to HIGH TECH EQUIPMENT!!



MicroComputers, VTR, Hi-Fi, Lasers, Spectrometers are often damaged or disrupted due to Power Pollution.

High Tech components may interact!

Our patented ISOLATORS eliminate equipment interaction, curb damaging Power Line Spikes, Tame Lightning bursts & clean up interference.

Isolated 3-prong sockets; integral Spike/Lightning Suppressor. 125 V, 15 A, 1875 W Total, 1 KW per socket.

ISO-1 ISOLATOR. 3 Isolated Sockets; Quality Spike Suppression; Basic Protection . . . . . \$69.95

ISO-3 SUPER-ISOLATOR. 3 DUAL Isolated Sockets; Suppressor; Commercial Protection . . . . . \$104.95

ISO-17 MAGNUM ISOLATOR. 4 QUAD Isolated Skts; Suppressor; Laboratory Grade Protection . . . . \$181.95

Master-Charge, Visa, American Express

TOLL FREE ORDER DESK 1-800-225-4876

(except AK, HI, MA, PR & Canada)

**SATISFACTION GUARANTEED!**

**Electronic Specialists, Inc.**

171 South Main Street, Natick, MA 01760

Technical & Non-800: 1-617-655-1532

CIRCLE NO. 51 ON FREE INFORMATION CARD

**SEE YOUR DEALER TODAY**

FROM



HERE'S A TIP THAT'S PERFECT!

AM/FM AUTO RADIO AND CB

**'Firestik' II**

GOLDEN SERIES

BARE-HANDS TUNABLE "NO TOOLS NEEDED" HIGH PERFORMANCE ANTENNAS

ALSO ANTENNAS FOR CORDLESS TELEPHONES MONITOR SCANNERS

Dealer & Distributor Inquiries Invited SEND FOR FREE CATALOG

'Firestik' Antenna Company

2614 East Adams, Phoenix, AZ 85034

Name \_\_\_\_\_

Street \_\_\_\_\_

City \_\_\_\_\_

State \_\_\_\_\_ Zip \_\_\_\_\_

Serving the CB and Communications Market Since 1962.

**5-YEAR REPLACEMENT WARRANTY**

CIRCLE NO. 26 ON FREE INFORMATION CARD

**...EXPERIMENTER'S CORNER**

signal delivered to the TTL compatible LED driver shown in Fig. 4. The signal is inverted by the LED driver transistor. Waveform B is the output of a basic phototransistor load-resistor circuit (Fig. 5). Waveform C is the output of a phototransistor circuit to which a common base stage has been added.

Note the slow response of the phototransistor circuit in trace B. The rise time of the common base circuit in trace C is approximately ten times faster. Also note the phase reversal of the output from the two phototransistor circuits.

**TTL Compatible Fiber-Optic Receiver.** The outputs from the phototransistor circuits in Fig. 5 are not TTL compatible. To provide a fully transparent TTL fiber-optic link (one that accepts and outputs TTL level logic signals), amplification and pulse restoration is required.

Figure 7 shows a fiber-optic receiver that provides a TTL compatible output signal. An optical signal received by Q1 is delivered directly to the inverting input of a 741 operational amplifier. Potentiometer R2


permits the gain of the 741 to be adjusted. The amplified signal from the 741 is coupled through C1 into a Schmitt trigger formed by a 555 timer.

Figure 8 is a set of oscilloscope waveforms that confirms the transparent nature of this receiver. Waveform A is the TTL signal delivered to a TTL compatible LED transmitter (Fig. 4). Waveform B is the signal at the output of the 741. Waveform C is the TTL level signal at the output of the Schmitt trigger.

The 555 output is a phase-reversed image of the TTL input at the transmitter. The phase reversal can be eliminated simply by following the 555 with a TTL inverter.

The circuit in Fig. 7 requires an initial gain adjustment via R2. It may also be necessary to alter the transmitted signal level. Too much infrared at the phototransistor may result in failure of the phototransistor to follow the transmitted signal.

Though the phototransistor load resistor arrangement is very slow (trace B in Fig. 6), this circuit has a surprisingly fast response of about 60 kilobits per second. This performance is made possible by the Schmitt trigger stage. The oscilloscope traces in Fig. 8 were produced



GE components, Dupont cable, and AMP connectors.

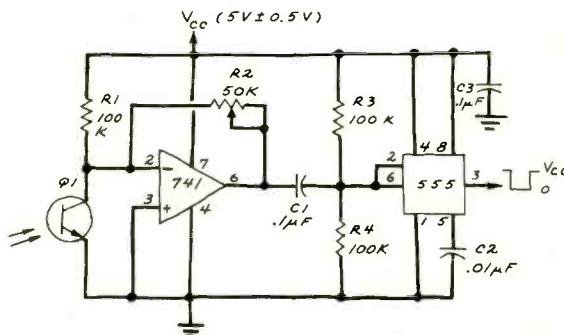


Fig. 7. Fiber-optic receiver with TTL output.



...EXPERIMENTER'S CORNER

when the circuit was receiving a pulse train of 50 kilobits per second.

**General-Purpose Fiber-Optic Receiver.** The circuit in Fig. 9 is a more versatile version of the preceding circuit. The Schmitt trigger stage has been replaced by a 555 connected as a monostable multivibrator. Optical pulses received by the phototransistor are amplified by the 741 and passed directly to the trigger input of the 555.

A negative-going pulse triggers the 555 into delivering a positive output pulse having a duration of 1.1R3C2 seconds. With the values given in Fig. 9, the pulse duration is about 2.5  $\mu$ s. This corresponds to an upper bandwidth of about 160 kHz. (Bandwidth is found by dividing 0.4 by the pulse duration.)

The circuit in Fig. 9 will provide a response greater than 100 kilobits per second. As with the circuit in Fig. 8, it is necessary to adjust the transmitted signal level and R2 for optimum results.

**Going Further.** Though I used GFOE1A1 emitters and GFOD1A1 detectors in the test versions of the circuits described above, many other emitters and detectors can be used. Also, many kinds of fiber-optic cable can be used. In fact, over short distances, fiber is not required at all so long as infrared from the emitter can reach the detector.

The GFOE1A1 emitter and GFOD1A1 detector can also be used to transmit *analog* signals through a fiber-optic cable. Many suitable transmitter and receiver circuits have appeared in past installments of this column. Several of these circuits have recently been published in Chapter 2 of *The Forrest Mims Circuit Scrapbook* (McGraw-Hill, 1983). Additional circuits appear in *Engineer's Notebook II* (Radio Shack, 1982).

Finally, the GFOE1A1 emitter can also function as a detector. This means half-duplex, bidirectional transmission over a single fiber-optic cable can be achieved by placing a GFOE1A1 at each end of the link.  $\diamond$

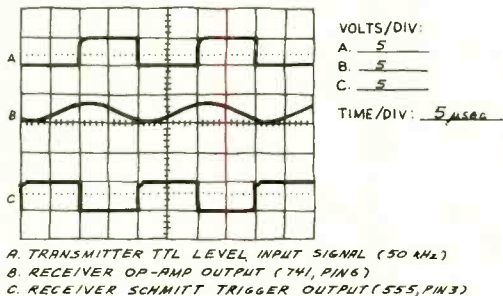


Fig. 8. Received signal waveforms for circuit in Fig. 7.

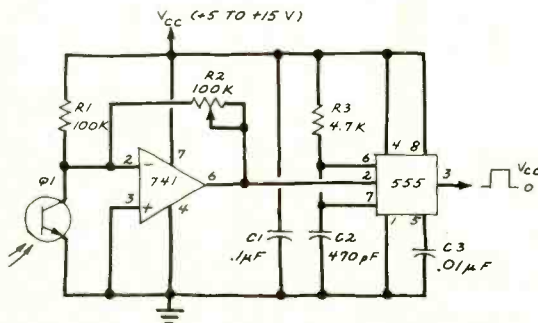


Fig. 9. Fiber-optic receiver with pulse restorer output stage.

AMAZING DEVICES

**PHASORS**

**PHASOR PAIN FIELD** — Patented and recently developed in our labs is being tested by Gov't for riot control. Soon to come under weapons restrictions as an infernal machine. Easily hand-held. Hazardous IF NOT USED WITH DISCRETION.  
PPF-1 PLANS (sold for animal control) \$15.00

**INVISIBLE PAIN FIELD GENERATOR** — Produces a directional field of moderately intense pain to back of head up to 50'. Cigarette pack size enclosure is easily hidden.  
IPG-3 PLANS \$7.00 IPG-3K KIT & PLANS \$44.50  
IPG-30 (assembled for animal control) \$59.50

**PHASOR STUN/BURNING WAND** — Produces sufficient electrical energy capable of burning flesh. Intended as a personal defense device.  
PSW-3 PLANS \$8.00 PSW-3K KIT & PLANS \$59.50

**LASERS**

**RUBY LASER RAY PISTOL** — Intense visible red, burns, hazardous. With parts sources  
RUBY PLANS (includes all part sources) \$15.00

**CARBON DIOXIDE LASER** — Generates 20-40 watts of continuous power capable of burning, cutting, hazardous. (with all part sources) \$15.00

**LASER RIFLE** — Produces 200-3000 pulses of 30 watt optical energy. Portable and easily hand-held.  
LRG-3 PLANS \$10.00  
LRG-3K KIT PLANS (minus diode) \$129.50

**POCKET LASER** — For the beginner, visible red "optical version", non-hazardous.  
LHC-2 \$5.00 LHC-2K KIT & PLANS \$24.50

**HIGH POWERED PORTABLE ENERGY SOURCE FOR LASERS AND MAGNETIC WEAPONS** — Exploding wires, shockwave, etc. Miniature size.  
HPS-1 PLANS \$8.00 HPS-1K KIT & PLANS \$49.50

**PARTICLE BEAM WEAPON** — PLANS \$15.00

**SECURITY**

**INFINITY XMTR** — Uses telephone lines for selective home or office listening while away on business or vacation.  
INF-1 PLANS \$15.00

**SEE IN DARK** — Long range, total darkness.  
SD-4 PLANS \$10.00

**LONG RANGE WIRELESS MIKE** — Crystal clear quality — miniature.  
FBT-7 PLANS \$7.00 FBT-7K PLANS & KIT \$34.50

**WIRELESS TELEPHONE TRANSMITTER** — Long range, automatic  
VWPM-5 PLANS \$10.00 VWPM-5K PLANS & KIT \$34.50

Send for **FREE** catalog description of above plus hundreds more plans, kits and completed items. We accept MC or Visa or when ordering, send check or money order. We pay shipping charges on orders over \$50.00, otherwise include 10% with remittance.

SEND TO: **SCIENTIFIC SYSTEMS**  
DEPT. Q1 BOX 716 AMHERST, NH 03031

Free! Edmund Scientific Catalog



4,000 Unique Items

Astronomy, Microscopy, Biofeedback, Weather, Alternate Energy, Binoculars, Optics, Magnets, Magnifiers, Tools, Unique Lighting, Lab Equipment, and much more. Over 4,000 unique and fascinating products. Send for our **FREE, colorful Edmund Scientific Catalog**. . . Today!

Rush me your free catalog!

Name \_\_\_\_\_  
Department \_\_\_\_\_  
Institution \_\_\_\_\_  
Address \_\_\_\_\_  
City \_\_\_\_\_  
State \_\_\_\_\_ Zip \_\_\_\_\_

Clip And Mail Coupon Today To:  
Edmund Scientific, Dept. 8332 2116  
Edscorp Bldg., Barrington, N.J. 08007

# PROJECT OF THE MONTH

## A Photonic Door and Window Intrusion Alarm

By Forrest M. Mims

**T**HE circuit in Fig. 1 is the photonic equivalent of a conventional intruder alarm that uses magnet switches to detect open doors and windows. The circuit consists of two 555 timers, the first of which is connected as a free-running oscillator that drives the LED in a slotted optoisolator (or optocoupler) at a frequency given by  $1.44 / (R1 + R2)C1$ . Resistor  $R3$  limits current through the LED to a safe value.

The second 555 is connected as a monostable multivibrator that functions as a missing pulse detector. When the slot in the optoisolator is blocked, pulses from the LED do *not* reach the phototransistor in the optoisolator and the output from the one-shot is *low*.

When the slot is opened, the phototransistor receives pulses from the LED. With the first pulse, the one-shot begins its timing cycle. Its output goes *high* until the timing cycle is completed. The piezoelectric alerter is activated during this time.

The time constant of the one-shot is  $R5C2$ . If the time constant is adjusted so the timing cycle is *longer* than the interval between incoming pulses from the LED, the output from the one-shot will stay high and the alerter will emit a continuous alarm tone.

If, on the other hand, the timing cy-

cle is *shorter* than the interval between pulses, the one-shot will complete its timing cycle before the next pulse from the LED arrives. This will cause the alerter to emit a pulsating warning tone.

The component values in Fig. 1 have been selected to provide the pulsating output tone because of its attention-getting impact. An added benefit is that in this mode the circuit consumes less current when the alarm is sounding.

Although I used a General Electric H20A1 slotted optoisolator, any LED-phototransistor optoisolator will work. Some of these devices, such as G.E.'s H13B1, have mounting holes. If you cannot locate one of these devices, you can make your own with a phototransistor and an infrared LED. Install the two components facing one another on a small phenolic board. Leave a gap of about 0.25" between them.

To operate this circuit as an intruder alarm, the optoisolator should be installed on the frame of the door or window to be protected. Attach an opaque projection flag such as a small aluminum L-bracket to the door or window so that it rests in the slot of the optoisolator when the door or window is closed. When the door or window is opened, the alarm will sound.

The circuit can be powered by a supply providing from 3 to 15 V. My prototype version, powered by a 9-V transistor radio battery, consumed about 8.5 mA in standby.

**Going Further.** An obvious simplification of the basic circuit in Fig. 1 is to re-

place the pair of 555 timers with a 555 dual timer. The circuit in Fig. 2 is the result. Though it is functionally identical to the circuit in Fig. 1, I have included it to preclude the possibility of pin errors should you wish to try it.

Other variations are also possible. For example, the piezoelectric alerter can be replaced by a relay (Radio Shack 275-004 or similar) which, in turn, can switch on a siren or other powerful alarm signal. For silent alarms, substitute for the alerter a 270-ohm resistor in series with a red LED. The LED will flash at a rate of a few hertz when the alarm is triggered.

Still another variation is to replace the slotted optoisolator with a reflection-sensing transducer. The sensor, consisting of a LED and phototransistor facing in the same direction, can detect the presence of an object a few millimeters away. If the object is sufficiently reflective (add white tape if it is not), the alarm will sound. When the object is moved away from the sensor, the alarm will cease sounding. This operating mode can be reversed by connecting the alarm between pin 3 of the 555 and  $V_{cc}$ . This will cause the sensor to sound the alarm when a door, window or valuable object has been moved away from its detection zone.

Finally, be sure to assemble and install your alarm circuit with care, for the quality of your work will determine the reliability of the alarm. Be sure to not have exposed wires leading to the optoisolator to avoid pickup and replace the battery when necessary to prevent improper operation. ◊

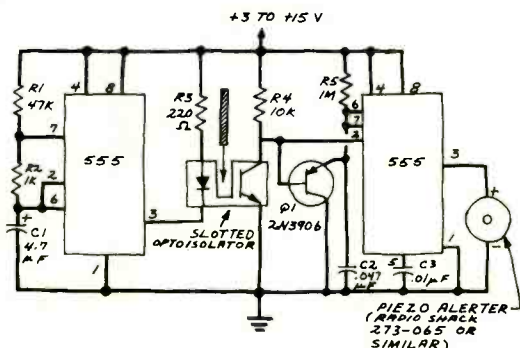


Fig. 1. Schematic of a simple photonic door and window intrusion alarm. Components shown provide a pulsating output tone.

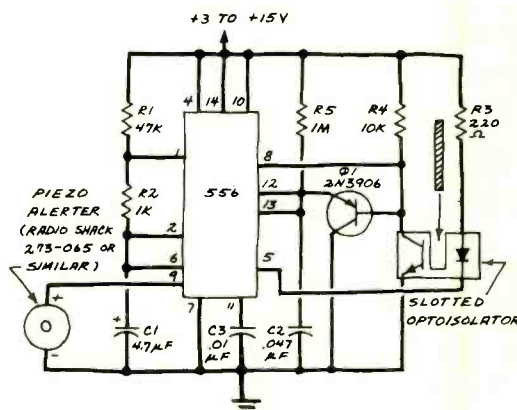


Fig. 2. In a variation of the circuit in Fig. 1, the two 555 timers are replaced by a 556 dual timer as shown here.



# OPERATION ASSIST

If you need information on outdated or rare equipment—a schematic, parts list, etc.—another reader might be able to assist. Simply send a postcard to Operation Assist, COMPUTERS & ELECTRONICS, 1 Park Ave., New York, NY 10016. For those who can help readers, please respond directly to them. They'll appreciate it. (Only those items regarding equipment not available from normal sources are published.)

**Hallcrafters** Model SX-28 sky rider. Need schematic and parts list. Bruce Myers, 9915 Oleander Ave., Vienna, VA 22180.

**Archer** project board catalog #277-109. Need board, schematic and parts list. **Cal-Tex** CT 7001 IC. Need data and schematic for 6 digital/alarm/calendar clock or complete kit. Joseph DeMaio, 84-31 110 St., Richmond Hill, NY 11418.

**Collins** R-388/URR receiver. Need manual and schematic. Larry Gotts, Box 44, Pleasant Mount, PA 18453.

**Hallcrafters** Model S20R receiver. Need schematic and alignment data. Louis A. Johnson, 2453 Coronet Way, Apt. A1, Atlanta, GA 30318.

**Precision Apparatus Co.**, Model 915 tube tester, **RCA** Model TMV-122-B oscilloscope, **RCA** WV-500A volt ohmmyst and **Electronic Designs** vollmeter (circa 1940.) Need tube rolls, owner's manuals, operating manuals and schematics. Robert A. Ridings, 2370 SW, 23 Terrace, Miami, FL 33145.

**B&K** Model 650 tube tester. Need tube chart. Daniel Putallaz, 39 E. Broadway, Apt. 307, Long Beach, NY 11561.

**Raytronic** Model CB-54A cathode ray tube tester, **Hickok** Model 610A sweep generator, **Friden** Model 1160 calculator and **Victor** Model 14 321 calculator. Need manuals or any information available. Jim Hudson, 1826 Elmwood Lane, Bettendorf, IA 52722.

**Fisher** Model 800 output transformer. Need part #T806-127. Also need operating manual for **JVC** Model V73 S.E.A. controller. Robert O. Adams, 4755-A N.W. 2nd St., Delray Beach, FL 33445.

**Dumont** Model 224 3" oscilloscope. Need schematic. Harold Hersh, 40 Monument St., Freehold, NJ 07728.

**Challenger** Model CHA75 amplifier. Need output transformer. Fred McClintic, Rt. 1, Hunnewell, MO 63443.

**RCA** Model WV-97A VTVM. Need schematic. Robin Krisher, RD #1, Box 66, Shinglehouse, PA 16748.

**Superior Instruments Co.**, Model 77 VTVM. Need schematic and service manual. E. Verhulst, 3837 Lexington Dr., St. Charles, MO 63301.

**Teletype** Model 33 keyboard/page printer. Need electronic and mechanical operating instructions and source of supply for parts. Tim Dove, 601 Riverside Drive, West Richland, WA 99352.

**Teac** Model A-2050 tape deck. Need head covers and service manual. Tracy Lavere, 12850 Sundance Ave., San Diego, CA 92129.

**Sanders Associates** Model 722-1, series #ED0170 CRT terminal. Need schematics and documentation. Kendall Stambaugh, PhD., 5009 Guide Meridian Road, Bellingham, WA 98226.

**Sears** Model #4132 TV. Need service manual and schematic. Kim R. Phillips, 107 Brian St., Mingo Junction, OH 43938.

**Singer** Model HE-8101 9" TV. Need schematic, parts list and DC power cord. **Echo Communications** 2 tube 25-40 MHz linear amplifier. Need schematic, parts list and operation manual. Lee A. Freel, 4725 Lane Ave., Jacksonville, FL 32210.

**RCA Victor** Model K80 radio. Need complete dial assembly or picture of dial and schematic. Bill Spaulding, 10607 32nd Dr. S.E., Everett, WA 98204.

**Mostek** Model 3870 and 3872 microprocessors. Need programming manual. Junioa Gentler, 118-50 229th St., Queens, NY 11411

**Roberts** Model 450A tape deck. Need playback head. Jimmy Hubbard, 11104 Coppermine Rd., Woodsboro, MD 21798.

**Kenwood** Model KX1030 cassette deck. Need wood side panels. B. Fox, Box 286, Highland Park, IL 60035.

QUALITY  
SERVICE  
AVAILABILITY



ACTIVE, YOUR  
NUMBER ONE  
CHOICE

# Active Electronic

Active Electronics

Your one stop source for the widest variety of factory fresh electronic components

FEATURING

THE 1982 I.C. MASTER \$39.95

WHILE QUANTITIES LAST

Extensive Product Offering

Semiconductors, Integrated Circuits, Micro-computer Boards, Microprocessor and Support Circuits, Transistors, Diodes, Capacitors, Resistors, Optoelectronics, Potentiometers, Relays, Multimeters, Switches, Knobs, Connectors, Sockets, P.C. Boards, Enclosures, Data and Reference Books, Soldering Aids, AND MUCH MORE

Superior Service

Greater choice. Easier, faster ordering and more reliable deliveries. Active's all NEW comprehensive Fall/Winter catalog is now available — FREE OF CHARGE. Circle No. 50 on free information card or write to: P.O. Box 8000, Westboro, MASS. 01581 U.S.A.

Call Toll Free 800-343-0874


MASS. customers call (617) 366-0500

# Diskettes For Less!

MEMOREX

AS LOW AS

\$2<sup>10</sup>



MAXELL

AS LOW AS

\$2<sup>74</sup>

Part #	100 Quantity Price per Disk
<b>8" DISKS</b>	
SSDD IBM Compatible (128 B/S, 26 Sectors)	3062 ..... \$2.10
SSDD Shugart Compatible, 32 Hard Sector	3215 ..... 2.10
SSDD IBM Compatible (128 B/S, 26 Sectors)	3090 ..... 2.75
DSDD Soft Sector (unformatted)	3102 ..... 3.35
DSDD Soft Sector (128 B/S, 26 Sectors)	3115 ..... 3.40
DSDD Soft Sector (256 B/S, 26 Sectors)	3103 ..... 3.40
DSDD Soft Sector (512 B/S, 15 Sectors)	3114 ..... 3.40
DSDD Soft Sector (1024 B/S, 8 Sectors)	3104 ..... 3.40
<b>5 1/4" MINI DISKS</b>	
SSDD Soft Sector w/Hub Ring	3481 ..... 2.35
SSDD 10 Hard Sector w/Hub Ring	3483 ..... 2.35
SSDD 16 Hard Sector w/Hub Ring	3485 ..... 2.35
DSDD Soft Sector w/Hub Ring	3491 ..... 3.10
DSDD 10 Hard Sector w/Hub Ring	3493 ..... 3.10
DSDD 16 Hard Sector w/Hub Ring	3495 ..... 3.10
SSDD Soft Sector w/Hub Ring (96TPI)	3504 ..... 3.00
DSDD Soft Sector w/Hub Ring (96TPI)	3501 ..... 4.00

Model No.	100 Quantity Price per Disk
<b>8" DISKS</b> (Single and Double Density)	
<b>Single sided</b>	
FDI-128M-1100	\$3.56
FDI-128M-1200	
FHI-32M-1200	
<b>Double sided</b>	
FD2-X-DM-1100	\$4.37
FD2-X-DM-1200	
FH2-32-DM-1200	
<b>5 1/4" MINI DISKS</b> (Single and Double Density)	
<b>Single sided</b>	
MD1-M	\$2.74
MH1-10M	
MH1-16M	
<b>Double sided</b>	
MD2-DM	\$3.87
MH2-10DM	
MH2-16DM	

Quantities less than 100 units available at 10% surcharge, prepaid or C.O.D. Minimum order \$50.00.

## MAGTEK MEDIA DATA SUPPLIES LTD.

5916 Eighteenth Avenue  
Brooklyn, N.Y. 11204

ORDER TOLL FREE: 1-800-221-0869  
MasterCard and Visa Accepted.

In New York (212) 232-7166

CIRCLE NO. 37 ON FREE INFORMATION CARD

# FREE!

## ELECTRONICS WAREHOUSE

### BI-MONTHLY CATALOG AVAILABLE NOW.

Hundreds of products offered from test equipment to computers and accessories.

Name \_\_\_\_\_

Co. Name \_\_\_\_\_


Street \_\_\_\_\_

City, State, Zip \_\_\_\_\_

MAIL TO:  
**ELECTRONICS WAREHOUSE, INC.**  
**CATALOG SUBSCRIPTION DEPT.**  
**BOX 624**  
**OLD LYME, CT 06371**  
**(203) 434-8308** 2/83

CIRCLE NO. 52 ON FREE INFORMATION CARD

# Be an FCC LICENSED ELECTRONIC TECHNICIAN!



No costly School. No commuting to class. The Original Home-Study course that prepares you for the FCC Radio-telephone license exam in your spare time! Passing the exam is your "ticket" to thousands of exciting opportunities in Communications, Broadcasting, Mobile two-way systems, Microwave stations, Radar installations, Aerospace and more.

**NO NEED TO QUIT YOUR JOB OR GO TO SCHOOL**

You learn how to pass the FCC license exam at home at your own pace with this easy-to-understand, proven course. Within a few short weeks you could be on your way to being one of the highest paid workers in the electronics field. It's that easy! U.S. Federal law requires you to have an FCC license if you want to operate and maintain *virtually any communications system* — you don't need a College degree to qualify, but you DO need an FCC License. With this Home-Study course, you'll be ready to pass the FCC Government licensing exam in a remarkably short time. Send for FREE facts now. No obligation. No salesmen will call. **MAIL COUPON TODAY!**

### COMMAND PRODUCTIONS

FCC LICENSE TRAINING, Dept. P  
 P.O. Box 2223, San Francisco, CA 94126  
 Rush FREE facts on how I can prepare for my FCC license at home in my spare time.

NAME \_\_\_\_\_  
 ADDRESS \_\_\_\_\_  
 CITY \_\_\_\_\_ STATE \_\_\_\_\_ ZIP \_\_\_\_\_

CIRCLE NO. 16 ON FREE INFORMATION CARD

## Computers & Electronics

### ADVERTISERS INDEX

RS no.	ADVERTISER	PAGE no.
50	Active Electronics	119
3	All Electronics Corp.	131
6	Anders Precision Instruments	102
4,35	Apple Computer	14, 15, 56, 57
5	AP Products	84
55	Artec Electronics	102
7	Bottom Line, The	36
	C & D Electronics	120
	Classified Advertising	132-140
	Cleveland Institute of Electronics, Inc.	62-65
16	Command Productions	120
29	Commodore Computer	Cover 2
12	CompuServe	38
8	Computers & Electronics Supply Co.	94
11	Computer I/Mail Order	35
	Connecticut MicroComputer	51
14	Digi-Key Corp.	128, 129
	Edmund Scientific Co.	117
51	Electronic Specialists	117
52	Electronic Warehouse	120
25	Epsom America	4, 5
26	Firestik	116
18	Focus	108
33	Foley-Belsaw Co.	108
	Fuji Photo Film USA, Inc.	Cover 2
19	Gladstone Electronics	87
46	Global Specialties	103
	Grantham College of Engineering	102
24, 28	Heath Co.	17, 41-46
54	Hewlett-Packard	1
41	IBM Corporation	7
	ICS Electronics Center	112
13	International Publishing & Software, Inc.	30
21	Jameco Electronics	122, Cover 3
22	JDR Microdevices	126, 127
23	J & R Music World	21
20	Leading Edge	Cover 4
	McGraw-Hill Book Club	8-11
31	McIntosh Laboratory, Inc.	21
32	MFJ Enterprises	112
37	Magteck Media Data Supplies Ltd.	119
	Menotech	73
	Netronics, R & D Ltd.	121, 131
17	New Horizons	93
	NRI Schools	26-29
	NTS National Technical Schools	80-83
40, 47	Protecto Enterprises	33, 111
34	Quest Electronics	130
15	Quick Brown Fox	53
	Radio Shack	31, 125
48	Regency Electronics	103
56	Romox, Inc.	68, 69
	Scientific Systems	116
45	Shure Brothers, Inc.	34
	Sinclair Research Ltd.	55
36	Sintec Co.	130
	Small Computer Book Club	
	McMillan Book Club	89
49	Sony	101
53	SSM Soft Sector Marketing, Inc.	112
39	Tab Books	105
42	TAMS, Inc.	120
	Tektronix	37
	Timex Computer	71

## CALCULATOR SAVINGS



HP-10C Scientific	\$66.95	82161A Cassette Drive	\$419.95
HP-11C Programmable	79.95	82162A HP-IL Printer	379.95
HP-12C Financial	114.95	82163A Video Interface	249.95
HP-15C Programmable	104.95	82165A GP-10 Interface	259.95
HP-16C Hexadecimal	117.95	82180A Extnd Functns	59.95
HP-41C Alpha Prog	149.95	82181A Extnd Memory	59.95
HP-41CV Full Memory	207.95	82182A Time Module	59.95
Port-X Tender to 10 pts	169.95	82183A Extnd I/O	59.95
82104A Card Reader	154.95	82184A Plotter ROM	59.95
82143A Printer	289.95	82189 Desk Progrmble	599.95
82153A Wand	99.95		
Gordon Battery System	34.95		
HP-41 Pacs	26.95 to 64.95		
82160A HP-IL Module	94.95		

Call for Low Prices on All Accessories and Software

Texas Instruments 99/4A Computer	\$329.95	TI-35	\$19.95
Extended BASIC Module	74.95	TI-55-II	39.95
Peripheral Expansion Box	192.95	TI-58C	89.95
Call for low prices on all TI-99/4A products		TI-59	189.95
		PC-100C	169.95
\$100 rebate from TI on TI-99/4A purchase		LCD Progr	59.95

Olivetti Praxis 35 Triple-pitch Electronic Typewriter	\$429.95
Sharp PC-1211 Computer, free cassette interface	\$99.95
CE-122 Cassette Interface/Printer	79.95
PC-1500 Advanced Handheld Computer	179.95
CE-150 Cassette Intrfc/4-color Printer-Plotter	179.95
CE-151 4K Memory Expansion for PC-1500	59.95
CE-155 8K Memory Expansion for PC-1500	99.95
CE-158 RS-232C & Parallel Interface for PC-1500	179.95
CE-159 8K Memory Expans with Battery Back-up	139.95

Casio FX-702P Handheld Computer, 1680 Steps	\$99.95
FA-2 Cassette Interface for FX-702P	42.95
FP-10 Printer for FX-702P	79.95
FX-602P Alphanumeric Programmable, 512 Steps	69.95
MJ-45 Keyboard with Bass and Rhythms	159.95
MT-65 Home Entertainment Keyboard	249.95
MT-70 Advanced Memory Keyboard	299.95
CT-701 Advanced Electronic Organ with Memory	729.95
CT-1000P Polyphonic Synthesizer	549.95

Pearl S904 Two-speed, Two-hour Recorder	\$49.95
S901 Two-speed, Two-hour, Tape Counter	99.95
S801 Two-speed, Compact, Memory Hewino	149.95
X-01 Ultra-thin All Electronic	199.95
XR Advanced Tiny Recorder/AM/FM	299.95
Olympus Pearlrecorder Microcassettes	10 for 29.95

We accept cashier's checks, money orders, VISA and M/C. Personal checks take 3 weeks to clear. Add shipping 1% of your order (\$9.95 minimum). East of Miss. Riv. add \$1.50. CA res. add 6%. Subject to availability. USA orders.

ORDER **800-421-5188** Outside  
 TOLL-FREE Information line (213) 633-3262 CA, AK, HI

CIRCLE NO. 42 ON FREE INFORMATION CARD

## CABLE TV


### CONVERTERS DESCRAMBLERS

Largest Selection of Equipment Available  
 \$ Buy Warehouse Direct & Save \$



36 channel converter  
**\$4595**

36 channel wired remote converter only  
**\$8895**



Send \$2 for complete catalog of converters and unscramblers

Quantity Discounts • Visa • Master Charge  
 Add 5% shipping—Mich. residents add 4% sales tax

**C&D Electronics, Inc.**  
 P.O. Box 21, Jenison, MI 49428  
 (616) 669-2440



# ANNOUNCING TWO NEW TERMINALS

Smart • Fast • Graphics • Matching Modem and \$295 Printer

Netronics announces a state of the art breakthrough in terminals, now at prices you can afford, you can go on-line with data-bank and computer phone-line services. It's all yours... electronic newspapers, educational services, Dow-Jones stock reports, games, recipes, personal computing with any level language, program exchanges, electronic bulletin boards... and more every day!!!



Netronics offers two new terminals, both feature a full 56 key/128 character typewriter-style keyboard, baud rates to 19.2 kilobaud, a rugged steel cabinet and power supply. The simplest one, FASTERM-64, is a 16 line by 64 or 32 character per line unit, with a serial printer port for making hard copy of all incoming data, and optional provisions for block and special character graphics. The "smart" version, SMARTERM-80, features either 24 line by 80 characters per line or 16 by 40 characters per line, it offers on-screen editing with page-at-a-time printing, 12,000 pixel graphics, line graphics, absolute cursor addressing, underlining, reverse video, one-half intensity and much more... simply plug them into your computer or our phone modem and be on-line instantly. Use your TV set (RF modulator required) or our deluxe green-phosphor monitor pictured above. For hard copy just add our matched printer.

Price breakthrough!!! Own the FASTERM-64, a complete terminal kit, ready to plug in for just \$199.95 or order the SMARTERM-80 kit for just \$299.95. (both available wired and tested.) Be on-line with the million-dollar computers and data services today... we even supply the necessary subscription forms.

More good news: All the components in our terminals are available separately (see coupon), so you buy only what you need!!!

**FASTERM-64** DISPLAY FORMAT: 64 or 32 characters/line by 16 lines... 96 displayable ASCII characters (upper & lower case)... 8 baud rates: 150, 300, 600, 1200, 2400, 4800, 9600, 19,200 (switch sel)... LINE OUTPUT: RS232C or 20 ma current loop... VIDEO OUTPUT: 1V PIP (EIA RS-170)... CURSOR MODES: home & clear screen, erase to end of line, erase cursor line, cursor up & down, auto carriage return/line feed at end of line & auto scrolling. REVERSE VIDEO, BLINKING CURSOR, PARITY, odd, even or odd STOP BITS: 1, 1.5, 2... DATA BITS PER CHARACTER: 5, 6, 7 or 8... CHARACTER OUTPUT: 5 by 7 dot matrix in a 7 by 12 cell... PRINTER OUTPUT: prints all incoming data... 1K ON BOARD RAM... 2K ON BOARD ROM... CRYSTAL CONTROLLED... COMPLETE WITH POWER SUPPLY. OPTIONAL GRAPHICS MODE: includes 34 Greek & math characters plus 30 special graphics characters. ASCII ENCODED KEYBOARD: 56 key/128 characters.

**SMARTERM-80** DISPLAY FORMAT: 80 characters by 24 lines or 40 characters by 16 lines. 128 displayable ASCII characters (upper & lower case) 8 baud rates: 110, 300, 600, 1200, 2400, 4800, 9600, 19,200... LINE OUTPUT: RS232C or 20 ma current loop... VIDEO OUTPUT: 1V PIP (EIA RS-170)... EDITING FEATURES: insert/delete line, insert/delete character, forward/back tab... LINE OR PAGE TRANSMIT... PAGE PRINT FUNCTION... CURSOR POSITIONING: up, down, left, right, left, plus absolute cursor positioning with read back... VISUAL ATTRIBUTES: underline, blink, reverse video, half intensity, & blank GRAPHICS: 12,000 pixel resolution block plus line graphics... ON-SCREEN PARITY INDICATOR... PARITY, odd, even or odd STOP BITS: 110 baud 2, all others 1 CHAR. OUTPUT: 7 by 11 character in a 9 by 12 block... PRINTER OUTPUT: 60 OR 50 Hz VERTICAL REFRESH, BLINKING BLOCK CURSOR... CRYSTAL CONTROLLED... 2K ON BOARD RAM... ASCII ENCODED KEYBOARD: 56 key/128 character... 4K ON BOARD ROM... COMPLETE WITH POWER SUPPLY.

**TELEPHONE MODEM 103 O/A** FULL DUPLEX, FCC APPROVED, DATA RATE 300 baud... INTERFACE: RS232C and TTY... CONTROLS: talk/data switch (no need to connect and disconnect phone), originate/answer switch on rear panel... NO POWER SUPPLY REQUIRED.

**ASCII KEYBOARD ASCII-3** 56 KEY/128 CHARACTER ASCII ENCODED, UPPER & LOWER CASE FULLY DEBOUNCED, 2 KEY ROLLOVER, POS OR NEG LOGIC WITH POS STROBE, REQUIRES +5 & -12V DC (SUPPLIED FROM VIDEO BOARDS).

**PRINTER COMET I** SERIAL I/O TO 9600 BAUD... 80 CHARACTER COLUMN (132 COMPRESSED)... 10" TRACTOR FEED... UPPER/LOWER CASE... INDUSTRY STANDARD RIBBONS... 4 CHARACTER SIZES... 9 BY 7 DOT MATRIX... BI-DIRECTIONAL PRINTING.



Continental U.S.A. Credit Card Buyers Outside Connecticut  
**CALL TOLL FREE 800-243-7428**

To Order From Connecticut Or For Tech. Assist. Call (203) 354-9375

**NETRONICS R&D LTD.** Dept. CE  
333 Litchfield Road, New Milford, CT 06776

- Please send the items checked below:
- COMPLETE FASTERM-64 TERMINAL (includes FASTVID-64 video board ASCII-3 keyboard, steel cabinet and power supply) ... kit \$199.95 plus \$3 P&I ... wired & tested \$249.95 plus \$3 P&I ... graphics option: add \$19.95 to each of above
  - COMPLETE SMARTERM-80 TERMINAL (includes SMARTVID-80 video board, ASCII-3 keyboard, steel cabinet and power supply) ... kit \$299.95 plus \$3 P&I ... wired and tested \$369.95 plus \$3 P&I
  - FASTVID-64 VIDEO BOARD (requires +5 & -12V DC) ... kit \$99.95 plus \$3 P&I ... graphics option add \$19.95 ... wired & tested \$129.95 plus \$3 P&I ... graphics option add \$19.95
  - SMARTVID-80 VIDEO BOARD (requires +5 & -12V DC) ... kit \$199.95 plus \$3 P&I ... wired & tested \$249.95 plus \$3 P&I
  - DELUXE STEEL TERMINAL CABINET ... \$19.95 plus \$3 P&I
  - ASCII-3 KEYBOARD (requires +5 & -12VDC) ... kit \$69.95 plus \$3 P&I ... wired and tested \$89.95 plus \$3 P&I
  - POWER SUPPLY (powers ASCII-3 keyboard & video boards) ... kit only \$19.95 plus \$2 P&I
  - ZENITH VIDEO MONITOR (high resolution green phosphor) ... wired & tested \$149.95 plus \$6 P&I
  - TELEPHONE MODEM MODEL 103 O/A ... wired & tested \$189.95 plus \$3 P&I
  - DOT MATRIX PRINTER Comet I ... wired & tested \$299.95 plus \$10 P&I
  - RF MODULATOR MOD RF-1 ... kit only \$8.95 plus \$1 P&I
  - 3FT-25 LEAD WIDE/MID/TERMINAL OR PRINTER/TERMINAL CONNECTOR CABLE ... \$14.95 ea plus \$2 P&I

For Canadian orders, double the postage. Conn. res. add sales tax.

Total Enclosed \$ \_\_\_\_\_

Personal Check     Cashier's Check/Money Order

VISA     MasterCard (Bank No. \_\_\_\_\_)

Acct. No. \_\_\_\_\_ Exp. Date \_\_\_\_\_

Signature \_\_\_\_\_

Print Name \_\_\_\_\_

Address \_\_\_\_\_

City \_\_\_\_\_ State \_\_\_\_\_ Zip \_\_\_\_\_

# FOR ONLY \$129.95 Learn Computing From The Ground Up

Build a Computer kit that grows with you, and can expand to 64k RAM, Microsoft BASIC, Text Editor/Assembler, Word Processor, Floppy Disks and more.



## EXPLORER/85

Here's the low cost way to learn the fundamentals of computing, the all-important basics you'll need more and more as you advance in computer skills. For just \$129.95 you get the advanced-design Explorer/85 motherboard, with all the features you need to learn how to write and use programs. And it can grow into a system that is a match for any personal computer on the market. Look at these features: **8085 Central Processing Unit**, the microprocessor "heart" of the Explorer/85. (Join the millions who will buy and use the 8080/8085 this year alone!) Four 8-bit parallel input/output ports from which you can input and output your programs, as well as control exterior switches, relays, lights, etc. a cassette interface that lets you store and reload programs you've learned to write. **Intellex 2, 1000 byte operating system/monitor** makes it easy to learn computing in several important ways: • It allows simpler, faster writing and entering of programs. • It permits access by you to all parts of the system so you can check on the status of any point in the program. • It allows tracing each program step by step, with provision for displaying all the contents of the CPU (registers, flags, etc.) and it does much more!

- 4. Plug in Level E basic or accepts Microsoft BASIC, or Editor/Assembler in ROM
- 5. Add 16K or 32K RAM
- 6. Add your own custom cartridges (optional units)
- 7. Connect terminal


You get all this in the starting level (Level A) of the Explorer/85 for only \$129.95. Incredible! To use, just plug in your BASIC power supply and terminal or keyboard/display — if you don't have them, see our special offers below.

- Level A computer kit (Terminal Version) ... \$129.95 plus \$3 P&I
- Level A kit (Hex Keypad/Display Version) ... \$129.95 plus \$3 P&I
- LEVEL B — This "building block" converts the motherboard into a two-slot \$100 bus (industry standard) computer. Now you can plug in any of the hundreds of \$100 cards available.
  - Level B kit (Hex Keypad/Display Version) ... \$49.95 plus \$2 P&I
  - Level B kit (Terminal Version) ... \$49.95 plus \$2 P&I
  - Level B kit (two required) ... \$4.85 each, postpaid

\* CRT monitor or a TV set (if you have an RF modulator)

Hex Keypad/Display kit ... \$69.95 plus \$2 P&I \*

FASTERM-64 TERMINAL KIT — featuring a 56 key ASCII keyboard, 128 character set upper and lower case, 75 ohm output, 8 baud rates, 150 to 19,200 (switch selectable), RS232C or 20 MA output, 32 or 64 character by 16 line formats, complete with Delux Steel Cabinet and Power Supply ... \$199.95 plus \$3 P&I \*



RF Modulator kit (allows you to use your TV set as a monitor) ... \$8.95 postpaid

Video Monitor (10MHz bandwidth) ... \$139.95 plus \$3 P&I \*

Delux Steel Cabinet for the Explorer/85 ... \$49.95 plus \$3 P&I \*

Fan for cabinet ... \$15.00 plus \$1.50 P&I \*



**ORDER A SPECIAL-PRICE EXPLORER/85 PAK — THERE'S ONE FOR EVERY NEED.**

Beginner Pak (Save \$28.00) — You get Level A (Terminal Version) with Monitor Source Listing (\$25 value) AP-1 5-amp power supply, Intel 8085 Users Manual (Reg. \$199.95) SPECIAL: \$169.95 plus \$4 P&I \*

Experiment Pak (Save \$53.40) — You get Level A (Hex Keypad/Display Version) with Hex Keypad/Display, Intel 8085 User Manual, Level A Hex Monitor Source Listing and AP-1 5-amp power supply (Reg. \$279.95) SPECIAL: \$219.95 plus \$6 P&I \*

Special Microsoft BASIC Pak (Save \$103.00) — You get Levels A (Terminal Version), B, D (4k RAM), E, K (Microsoft in ROM, Intel 8085 User Manual, Level A Monitor Source Listing, and AP-1 5-amp power supply) (Reg. \$439.70) SPECIAL: \$329.95 plus \$7 P&I \*

Add a ROM-Version Text Editor/Assembler (Requires Levels B and D or \$100 Memory) ... \$99.95 plus \$2 P&I \*

**Starter 8" Disk System** — Includes Level A floppy disk controller, one CDC 8" disk drive, two-drive cable, two \$100 connectors, just add your own power supplies, cabinets and hardware ... (Reg. \$1065.00) SPECIAL: \$999.95 plus \$13 P&I \* ... 32k Starter System, \$1045.95 plus \$13 P&I \* ... 48k Starter System, \$1145.95 plus \$13 P&I \*

Add to any of above Explorer steel cabinet, AP-1 5-amp power supply, Level C with two \$100 connectors, disk drive cabinet and power supply, two sub-D connectors for connecting your printer and terminal (Reg. \$225.95) SPECIAL: \$199.95 plus \$13 P&I \*

Complete 64K System Wired & Tested ... \$1650.00 plus \$26 P&I \*

Special! Complete Business Software Pak (Save \$625.00) — Includes CP/M 2.2, Microsoft BASIC, General Ledger, Accounts Receivable, Accounts Payable, Payroll Package (Reg. \$1325) SPECIAL: \$699.95 postpaid

\*P&I stands for "postage & insurance." For Canadian orders, double this amount.

Continental Credit Card Buyers Outside Connecticut:

**TO ORDER**  
**Call Toll Free:**  
**800-243-7428**

To Order From Connecticut, or For Technical Assistance, Call (203) 354-9375

CP/M is a reg. trademark of Digital Research

★ (Clip and mail entire ad) ★ CE

SEND ME THE ITEMS CHECKED ABOVE

Total Enclosed (Conn. Residents add sales tax) \$ \_\_\_\_\_

Paid by:  Personal Check     Cashier's Check/Money Order

VISA     MASTER CARD (Bank No. \_\_\_\_\_)

Acct. No. \_\_\_\_\_ Exp. Date \_\_\_\_\_

Signature \_\_\_\_\_

Print Name \_\_\_\_\_

Address \_\_\_\_\_

City \_\_\_\_\_

State \_\_\_\_\_ Zip \_\_\_\_\_



LEVEL C — Add still more computing power, this "building block" mounts directly on the motherboard and expands the \$100 bus to six slots.

- Level C kit ... \$39.95 plus \$2 P&I \*
- Level C kit (two required) ... \$4.85 each, postpaid.

**LEVEL D** — When you reach the point in learning that requires more memory, we offer two choices: either add 4k of a memory directly on the motherboard, or add 16k to 64k of memory by means of a single \$100 card, our famous "JAWS".

**Level D kit (CHECK ONE)** ... 4k on-board \$49.95 plus \$2 P&I \* ... 16k \$100 "JAWS" ... \$149.95 plus \$2 P&I \* ... 32k \$100 "JAWS" ... \$199.95 plus \$2 P&I \* ... 48k \$100 "JAWS" ... \$249.95 plus \$2 P&I \* ... 64k \$100 "JAWS" ... \$299.95 plus \$2 P&I \*

**LEVEL E** — An important "building block," it activates the 8k ROM/EPROM space on the motherboard. Now just plug in our 8k Microsoft BASIC or your own custom programs.

Level E kit ... \$3.95 plus 50¢ P&I \*

**Microsoft BASIC** — It's the language that allows you to talk English to your computer! It is available three ways:  8k cassette version of Microsoft BASIC (requires Level B and 12k of RAM minimum, we suggest a 16k \$100 "JAWS" — see above) ... \$64.95 postpaid

8k ROM version of Microsoft BASIC (requires Level A and 8k E and 4k RAM; just plug into your Level E sockets. We suggest either the 4k Level D RAM expansion or a 16k \$100 "JAWS") ... \$99.95 plus \$2 P&I \*

Disk version of Microsoft BASIC (requires Level B, 32k of RAM, floppy disk controller, 8" floppy disk drive) ... \$325 postpaid

**TEXT EDITOR/ASSEMBLER** — The editor/assembler is a software tool (a program) designed to simplify the task of writing programs. As your programs become longer and more complex, the assembler can save you many hours of programming time. This software includes an editor program that enters in programs you write, makes changes, and saves the programs on cassettes. The assembler performs the clerical task of translating symbolic code into the computer-readable object code. The editor/assembler program is available either in cassette or a ROM version.

Editor/Assembler (Cassette version, requires Level B and 8k (min) of RAM — we suggest 16k "JAWS" — see above) ... \$59.95 plus \$2 P&I \*

Editor/Assembler (ROM version, supplied on an \$100 card, requires Level B and 4k RAM (min) — we suggest either Level D or 16k "JAWS") ... \$99.95 plus \$2 P&I \*

**8" FLOPPY DISK** — A remarkable "building block" that adds 8" floppy disk when you need faster operation, more convenient storage, portability, business application, and access to the literally thousands of programs and program languages available today. You simply plug them into your Explorer/85 disk system — it accepts all IBM-formatted CP/M disks.

8" Floppy Disk Drive ... \$499.95 plus \$12 P&I \*

Floppy Controller Card ... \$199.95 plus \$2 P&I \*

Disk Drive Cabinet & Power Supply ... \$69.95 plus \$3 P&I \*

Drive Cables (set up for two drives) ... \$25.00 plus \$1.50 P&I \*

CP/M 2.2 Disk Operating System, includes Text Editor/Assembler, dynamic debugger, and other features that give your Explorer/85 access to thousands of existing CP/M-based programs ... \$150.00 postpaid

**NEED A POWER SUPPLY?** Consider our AP-1. It can supply all the power you need for a fully expanded Explorer/85 (note, disk drives have their own power supply). Plus the AP-1 fits neatly into the attractive Explorer steel cabinet (see below).

AP-1 Power Supply kit (IV @ 5 amp) in deluxe steel cabinet ... \$39.95 plus \$2 P&I \*

**NEED A TERMINAL?** We offer you choices the least expensive one is our Hex Keypad/Display kit that displays the information on a calculator-type screen. The other choice is our ASCII Keyboard/Computer Terminal kit, that can be used with either



**NETRONICS Research & Development Ltd.**  
333 Litchfield Road, New Milford, CT 06776



ATARI

POWER SUPPLIES — KEYBOARDS

EXPAND YOUR MEMORY

**JOYSTICKS**  
JSA (2) ... \$6.95/pair

**PADDLES**  
JSP (2) ... \$4.95/pair

**TV GAME SWITCH**  
Switches TV to video game or computer operation. Used on Atari.

**TGS-1** ... \$2.95 ea.

**JOYSTICKS**

JS-5K 5K Linear Taper Pots \$5.25

JS-100K 100K Linear Taper Pots \$4.95

JS-150K 150K Linear Taper Pots \$4.75

JVC-40K 40K (2) Video Controller in Case \$4.95

JS KNOB Knob for JSK5K, 100K, 150K \$3.99 ea.

JVC KNOB Knob for JVC-40K \$3.99 ea.

**RADIO CONTROL CIRCUITS**

Ideal to use for:

- Toys, hobby crafts, robots, trains
- Burglar alarms • IR data link
- Remote side projector control
- Consumer remote data links
- Energy saving, remotely switched lighting systems

A complete 6-channel digital encoder and RF transmitter, low power, at frequency of 27MHz or 49MHz, a field strength of 10,000uV/m at 3 meters. 9V operation on chip RF oscillator/transmitter, on chip 4.8 regulator. Up to 80MHz carrier frequency operation.

**LM1871N RC Encoder/Transmitter Chip** ... \$1.95

A complete RF receiver/decoder, used at either 27MHz, 49MHz or 72MHz. It provides 4 independent channels when used with LM1871 (2 analog, 2 dig) operates from four 1.5V cells. Crystal controlled.

**LM1872N RC Receiver/Decoder Chip** ... \$2.49

**SRX1504 49.435MHz Crystal (LM1872N)** ... \$3.95

**SRX1505 49.890MHz Crystal (LM1871N)** ... \$3.95

**Jameco Digital Thermometer Kit**

Dual sensors — switch controls for indoor/outdoor or dual monitoring — can be extended to 500 feet. Display. Large LED 8 digit. Display. Range: -40°F to 192°F, -40°C to 100°C. Accuracy ±1° nominal. Calibrate for Fahrenheit/Celsius. Simulated walnut case. AC wall adapter included. Size 6 1/2" x 3 7/8" x 1 1/2".

**JE300** ... \$39.95

**BOOKS**

**NATIONAL SEMICONDUCTOR — INTERSIL — INTEL**

30001 National CMOS Data Book (1981) (640 pages) 74C, CD4000, and Logic Converters \$6.95

30002 National Interface Data Book (1980) (704 pages) DP, DS8000, DS3800, DS5700, etc. \$6.95

30003 National Linear Data Book (1982) (1376 pages) LM, LF, AD, DAC, LH Series \$11.95

30004 National Series 80 — Board Level Computer (1980) (224 pages) \$4.95

30005 National TTL Logic Data Book (1981) (624 pages) 7400, L.S., L.H.S., and DM8000 Series \$9.95

**30006 Above (3) 30001, 3, 5 as set** ... \$24.95

30008 National Memory Data Book (1980) (464 pages) RAMs, ROMs, PROMs, EPROMs Series \$6.95

30009 Interl Data Book (1983) (1356 pages) Complete line. \$9.95

30010 National Audio/Radio Hand Book (1980) (240 pages) Pre-AMs, AM, FM, FM Stereo, Power Amps \$5.95

30011 National Linear Application Hand Book (1980) (736 pages) Application Notes, Linear, Bi-riels, etc. \$15.95

30012 National PAL Data Book (1982) (176 pages) Data Sheet, PAL Design \$5.95

30013 Zilog Data Book (1983) (641 pages) Microprocessors and Support Chips \$7.95

010400 Intel Component Data Book (1982) (1405 pp) Full data sheets for Intel's products incl. mem. devices, microproc., periph. & ind./mil. products \$14.95

205510 Intel Peripheral Design Hand Book (1981) (826 pages) Full data sheets, application notes for Intel peripheral device components \$9.95

**Universal Computer Keyboard Enclosures**

"DTE" Blank Desk-Top Enclosures are designed for easy modification. High strength epoxy molded end pieces in black/brown finish. Sliding ear/bottom panel for service component access. Top/bottom panels (300" thick alum. slotted type 1020 finish (gold/pol color) for best paint adhesion after modification. Vented top & bottom panels for cooling efficiency. Rigid construction provides unlimited applications. Assembly instructions included.

DTE-8 Panel Width 7.5" ... \$24.95

DTE-11 Panel Width 10.13" ... \$27.95

DTE-14 Panel Width 13.5" ... \$29.95

DTE-20 Panel Width 19.25" ... \$34.95

**Mostek DC/DC Converter**

+5 VOLTS TO -9 VOLTS

Input: +5V. Output: -9V (regulated) @ 30mA. Printed circuit mounting. Specifications incl.

**DC10** ... \$2.95 ea. / \$214.95

**Battery Checker**

Easy-to-use hand-held battery checker tests AA, AAA, C, D, and 216 batteries. A multi-colored meter shows if battery is good, weak or needs replacing. Size: 6 1/2" x 2 1/4" x 1 7/8" H.

**BC-1** ... \$6.95 ea.

**POWER SUPPLY +5VDC @ 1 AMP REGULATED**

Transaction Tech  
Output: +5VDC @ 1A (plus +30VDC) reg. Input: 115VAC 60Hz. 2-zone (black/white) self-enclosed case. 6 ft. 3 cond. black power cord. 5 1/2" x 7 1/2" x 2 1/4" H. Wt. 3 lbs. Data sheet incl.

Part No. **PS51194** ... \$19.95 each

**POWER SUPPLY +5VDC @ 1 AMP REGULATED**

B Industries  
Output: +5VDC @ 1 amp, +36-24VDC adj. 400mA or less. 30VDC (isol. @ 1.5 amp). Input: 115VAC 60Hz. Circ. break. 1/2" button. Blk. self-enc. case w/ rubber feet. 6 ft. 3 cond. blk. pow. cord. 6 1/2" x 7 1/2" x 2 1/4" H. Wt. 1.7 lbs. Data sheet included.

Part No. **PS4070** ... \$24.95 each

**POWER SUPPLY +5VDC @ 3 AMP REGULATED**

Daltron  
Input: 115VAC, 47-440Hz. Output: 5VDC Adjustable @ 3 amp. 6VDC @ 2.5 amp. Adjustable current limit. Ripple & Noise: 1mV rms. 5mV p-p. 2 mounting surfaces. UL recognized. Size: 4" W x 4 1/2" H. Wt. 2 lbs. Data sheet included.

Part No. **QPS-1** ... \$29.95 each

**POWER SUPPLY +5VDC @ 7.5 AMP, 12VDC @ 1.5 AMP SWITCHING**

Input: 115VAC, 50-60Hz @ 3 amp/230VAC, 50Hz @ 1.6 amp. Fan volt./power supply select switches (115V/230VAC). Output: 5VDC @ 7.5 amp, 12VDC @ 1.6 amp. 8 ft. blk. pow. cord. 11 1/2" x 13 1/2" x 3 1/2" H. Wt. 5 lbs.

Part No. **PS94V** ... \$49.95 each

**POWER SUPPLY 4-Channel Switching Power Supply**

Microprocessor, terminal, medical, electronic and process control applications. Input: 90-130VAC 47-440Hz. Output: +5VDC @ 5A, -5VDC @ 1A, +12VDC @ 1A, -12VDC @ 1A. Line reg. ±0.2%, Ripple: 30mV p-p. Load reg. ±1%. Overcurrent protection. Adj. 5V main output. 10 ft. 6 3/4" x 7 1/2" x 2 1/4" H. Wt. 1 1/2 lbs.

Part No. **FCS-604A** ... \$69.95 each

**POWER SUPPLY Adjustable Switching 4-24VDC to 5 Amps**

Adj. 4-24VDC, 5VDC @ 5A, 6VDC @ 4A, 8VDC @ 4A, 12VDC @ 3A, 18VDC @ 1.9A, 24VDC @ 1.5A. Overload Protection. Input: 115VAC 50/60Hz. Output variations within 20mV. 8.25" x 4.25" x 2.25" H. Wt. 3.25 lbs

**JE224 Kit** ... \$79.95 each

**JE224A Assembled & Tested** ... \$99.95 each

**MICRO SWITCH 69-KEY KEYBOARD**

Data Entry Keyboard, Encoded Output: 8-Bit Parallel EBC DIC. Switching: Hall Effect. Data Card Connection. Complete w/ Pin Connection. Can easily be modified to ASCII code.

Part No. **KB69S012-2** (Fits into DTE-20 Enclosure) ... \$49.95 each

**MICRO SWITCH 85-KEY KEYBOARD**

Word Processing Keyboard, 26 Pin Edge Card Connection. Supply Voltage: +5VDC. Main Keyboard is QWERTY. Additional Key Pads for Cursor and word processing functions.

Part No. **85S018-1** ... \$29.95 each

**MICRO SWITCH 88-KEY KEYBOARD (PARALLEL)**

Data Entry Keyboard used in Diablo 1640 Terminal. Supply Voltage: +5V, +12V. Switching: Hall Effect. 18-pin Edge Card Connection. Schematic included. Used 8048 Encoder Chip.

Part No. **88S022** (Fits into DTE-20 Enclosure) ... \$69.95 each

**HI-TEK 58-KEY KEYBOARD**

SPST switching, mechanical, monolithic housing, charcoal grey keyboard. Keyboard is not mounted on circuit board (fits into DTE-20 enclosure). Individually accessible. See keycap membrane found in Sinclair, Atari, and TRS-80 computers.

Part No. **K-58** ... \$19.95

**84-Key Keyboard CONTROL DATA**

RS232C Interface

**CA153A** ... \$69.95

**104-Key Keyboard CONTROL DATA**

RS232C Interface

**CA148** ... \$99.95

**95-Key Keyboard CONTROL DATA**

Momentary Contact Keyswitches 30" Interface Cable Attractive Case

**CA154A** ... \$79.95

**80-Key Keyboard CONTROL DATA**

Attractive Case

**CA150C** ... \$89.95

**BUG BOX™ STORAGE SYSTEMS**

BUG BOX™ — 30 individual compartments — Stores 60 Dip or 30 14 or 16 pin DIPs. Heavy duty injection molded plastic. Clear plastic covers slides & locks. Cover marked numbers 1-30. • Compartments size: 1" x 3 1/2" x 5" deep • Box size: 4.9" x 3.3" x 6" • Weight: 1.75 oz.

Please specify color code: (B) Blue, (R) Red, (W) White, (Y) Yellow.

Part No./Color Code QTY PRICE

BGX-001-( ) 10 1 2.29

BGX-010-( ) 10 19.99

ANTI-STATIC

BGX-001-( ) JAS 10 1.29

BGX-010-( ) JAS 10 28.89

**BUG BOX™ STORAGE SYSTEMS**

BUG CAGE™ (BGC-001-...) with Bug Boxes

LSI BIG BUG BOX™ — Designed to store large ICs, Resistors, Capacitors and Diodes. • Divided into three compartments measuring 1" x 4.15" x 5" deep. • Three vertical and three horizontal dividers included. • Heavy duty injection molded plastic. • Box size: 4.9" x 3.3" x 6" • Weight: 1.75 oz.

**LSI BIG BUG BOX™**

Please specify color code: (B) Blue, (R) Red, (W) White, (Y) Yellow.

Part No./Color Code QTY PRICE

BLX-001-( ) 10 1 3.29

BLX-010-( ) 10 28.79

ANTI-STATIC

BLX-001-( ) JAS 10 4 29

BLX-010-( ) JAS 10 37.89

**BACK PACK™** — Self-adhesive labels for the back of IC's. • Shows exact internal logic in relation to IC pins • 52 labels in each package (including several blank labels). • Each package for 8, 14, 16, 24, 28 and 40-pin IC's. • Combo package includes 1 ORG label for 101, 102, 104 CMOS IC's. • Microprocessor package contains 744 labels.

Part No. Description Price

BPT-012 TTL \$7.95

BPC-012 CMOS \$8.95

BPM-012 Combo \$14.95

BPU-012 Microprocessor \$9.95

**STANDARD DIP JUMPERS**

All jumpers use low profile dip Plugs with heavy duty pins for retriated connector applications

Part No. Description Price

DJ1-1 92x102-12 1 1.79

DJ2-2 92x102-24 2 2.05

DJ3-3 92x102-36 3 2.35

DJ4-4 92x102-48 4 2.95

DJ5-5 92x102-72 5 3.19

DJ6-6 92x102-96 6 3.49

DJ7-7 92x112-12 1 1.89

DJ8-8 92x112-24 2 2.19

DJ9-9 92x112-36 3 2.59

DJ10-10 92x112-48 4 2.99

DJ11-11 92x112-72 5 3.59

DJ12-12 92x112-96 6 3.59

DJ13-13 92x122-12 2 2.69

DJ14-14 92x122-24 2 3.19

DJ15-15 92x122-36 2 3.59

DJ16-16 92x122-48 2 4.49

DJ17-17 92x122-72 2 4.95

DJ18-18 92x122-96 2 5.39

**JUMPER AND CABLE ASSEMBLIES**

Custom Jumpers! Custom Cables!

Part No. Cable Length Connectors Price

DB25P-4 4 feet 1 DB25P \$7.95

DB25S-4 4 feet 1 DB25S \$8.49

DB25P-4-F 4 feet 2 DB25P \$13.49

DB25P-4-S 4 feet 1 DB25P/1 DB25S \$13.75

DB25S-4-S 4 feet 2 DB25S \$13.95

**Jameco ELECTRONICS**

1355 SHOREWAY ROAD, BELMONT, CA 94002

2183 PHONE ORDERS WELCOME — (415) 592-8097 Telex: 176043

CIRCLE NO. 21 ON FREE INFORMATION CARD

**TRS-80 to 16K, 32K, or 48K**

\*\*Model 1 = From 4K to 16K Requires (1) One Kit

Model 3 = From 4K to 48K Requires (3) Three Kits

Color = From 4K to 16K Requires (1) One Kit

\*Model 1 equipped with Expansion Board up to 48K Two Kits Required

One Kit Required for each 16K of Expansion

TRS-16K3 \*200ns for Color & Model III ... \$12.95

TRS-16K4 \*250ns for Model I ... \$19.95

**TRS-80 Color 32K or 64K Conversion Kit**

Kit comes complete with 8 each 4164-2 (200ns) 64K dynamic RAMs and conversion documentation. Converts TRS-80 color computers with E-Rasion boards and 1.1 ROMs to 32K of memory. Minor modifications of 20K memory will allow the use of all 64K of the dynamic RAM.

TRS-64K2 (200ns) ... \$54.95

**5 1/4" Mini-Floppy Disk Drive**

FOR TRS-80 MODEL I (Industry Standard)

Features single or double density. Recording mode: FM single, MFM double density. Power: +12VDC (±0.05V) 1.6A max., +5VDC (±0.25V) 0.8A max. Limit as pic. at left (does not incl. case, power supply, cables) 30-pg. data book incl. Wt. 3 1/2 lbs. Size: 5 1/4" x 8" x 3 3/4" H.

Part No. Limited Quantity! Price

**FD200** Single-sided, 40 tracks, 250K by 5 cables ... \$179.95

**FD250** Double-sided, 35 tracks, 438K bytes capacity ... \$199.95

**8" Floppy Disk Drive**

- Single-Sided
- 77 Tracks
- 400/800K Bytes Capacity
- Industry Standard

The FDD100-8" Floppy Disk Drive (Industry Standard) features single or double density. Recording mode: FM single, MFM double density. Transfer rate: 250K bits/sec. single density, 500K bits/sec. double density. The FDD100-8" is designed to work with the single-sided soft sector IBM Diskette I, or 5.25" disk cartridge. Hard-sectored option available. Power: 115/230VAC @ 50/60Hz, +24VDC @ 1.7 amps max., +5VDC @ 1.2 amps max. Limit as pictured above. (Does not include case, power supply or cables). Size: 8.5" x 14" x 4 1/2" H. Weight 11 lbs. Incl. 96-pg. manual.

Part No. Price

FDD100-8 Buy 1 for ... \$269.95 each

FDD100-8 Buy 2 for ... \$259.95 each

FDD100-8 Buy 10 for ... \$249.95 each

2708, 2716, 2732 & 2764 EPROM Programmer

**JE664 EPROM PROGRAMMER**

8K to 64K EPROMS — 24 AND 28 PIN PACKAGES

Self-Contained — Requires No Additional Systems for Operation

**NEW!**

JE664-A EPROM Programmer \$995.00

Programs, validates, and checks for properly erased EPROMs • Emulates PROMs or EPROMs • RS232C Computer Interface for editing/program/locate • Loads data into RAM by keyboard • Changes data in RAM by keyboard • Loads RAM from an EPROM • Copies EPROMs for content differences • Copies EPROMs • Power input: 115VAC, 60Hz, ±10% power consumption • Enclosure: Color-coordinated, light tan plastic w/molded black brown and pieces • Size: 15.5/8" L x 8 1/4" W x 3 1/4" H • Wt. 5 1/2 lbs.

**JE664-A EPROM Programmer \$995.00**

Assembled & Tested (Includes JM16A Module)

**JE665 — RS232C INTERFACE OPTION** — The JE665 RS232C interface option implements computer access to the JE664's RAM. Sample software written in BASIC provided for the JE665 Model I. Level II Computer. Baud rate: 9600. Word length: 8 bits, odd parity. Stop bits: 2. Option may be adapted to other computers.

**JE664-ARS EPROM Prog. w/JE665 Option \$1195.00**

Assembled & Tested (Includes JM16A Module)

**EPROM JUMPER MODULES** — The JE664's JUMPER MODULE (Personality Module) is a plug-in module that preset JE664 for proper programming pulses to the EPROM & configures EPROM socket connections for that particular EPROM.

Part No. EPROM EPROM MANUFACTURER PRICE

JM08A 2708 AMD/Motorola, National, Intel, TI \$14.95

JM16A 2716, TM52516 Intel, Motorola, National, NEC, TI \$14.95

JM16B TM52716 Motorola TI (+5, +12, +12) \$14.95

JM32A TM52532 Motorola TI \$14.95

JM32B 2732 AMD/Fujitsu, NEC, Hitachi, Intel \$14.95

JM64A MCW68764 MCW68764 Motorola \$14.95

JM64B TM64 Intel \$14.95

JM64C MCW68564 MCW68564 Motorola \$14.95

**UV-EPROM Eraser**

8 Chips — 51 Minutes

1 Chip — 37 Minutes

Erases 2708, 2716, 2732, 2764, 2516, 2532, 2564. Erases up to 8 chips within 51 minutes (1 chip in 37 minutes). Maintains constant exposure distance of one inch. Special conductive foam liner eliminates static build-up. Built-in safety lock to prevent UV exposure. Compact — only 9.00" x 7.00" x 2.60". Complete with holding tray for 8 chips.

**UVS-11EL Replacement Bulb \$16.95**

**DE-4 UV-EPROM Eraser \$79.95**

**Sprite-style Fan**

- 36cm free air delivery
- 3.125" sq. x 1.665" depth
- 10 yrs. cont. duty at 20°C
- 115V 50/60Hz

PWS2107U (tested used) \$ 9.95 ea.

\*PWS2107F New \$14.95 ea.

**Muffin-style Fan**

- 105cm free air delivery
- 4.68" sq. x 1.50" depth
- 10 yrs. cont. duty at 20°C
- Impedance protected, ambient to 70°C
- 115V 50/60Hz 14W Wt. 1.70 lbs.

MU2A-1U Cleaned & tested (used) \$9.95 ea.

MU2A-1N New \$14.95 ea.



# There's No Place Like the Parts Place™

## Big Selection! High Quality! In Stock!

### 21-Range, 30,000 Ohms/Volt Micronta® Multitester



Built-in  
"Beep"  
Continuity  
Indicator

Fused and  
Overload  
Protected

**4995**

#### Big 5" Color-Coded Scale

Our best analog multitester. Measures to 1000 volts DC in seven ranges, to 1000 volts AC in five ranges, DC current to 10 amps in five ranges, resistance to 10 megs in four ranges and dB in five ranges. With leads. Requires 9V and "C" batteries. 22-210 ..... 49.95

### Sound Switch Module

Whistle Activated!



Application Notes  
Included

**NEW**  
**199**

Whistle for on, again for off! Control a relay, motor, LED, even a radio or TV. 6 to 9VDC. 277-1011 ... 1.99

### Varactor UHF-TV Tuner



Brand New,  
Not Surplus!  
Stable!

**2495**

UES-A56F. Perfect for your video projects. 0 to 28VDC control voltage. 75 ohms. 12VDC. 277-220 ... 24.95

### IF Amp, FM & Video ICs




Low As  
**179**

**D** MC1330 Video Detector. For many solid-state TV circuits. Replaces 3rd IF, detector, video/ AFC buffers. 10-24VDC. 8-pin. 276-1757 ... 2.49

**D** MC1350 Universal IF Amp With AGC. For TV, radio. DC to over 60 MHz. Gain at 45 MHz: 50 dB typ. 12VDC. 8-pin. 276-1758 ..... 2.19

**E** MC1358/CA3065 FM Detector. Converts CBs, receivers to pick up NBFM. 100 kHz to 5.5 MHz IFs. 10-24VDC. 14-pin DIP. 276-1759 ..... 1.79

### Design/Letter Templates



**NEW**  
**299**  
Each

For Diagrams,  
Blueprints

- A** General Purpose. 53 shapes, sizes. 276-181
- B** Perfect Circles. 1/32" to 2". 276-182
- C** Lettering Guide. 1/8" to 1/4". 276-183

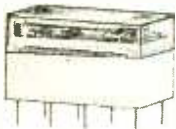
### FM Stereo Decoder



**249**

LM1800. Tunes with one pot—no coils needed. 30 dB (min.) separation. 16-pin. 276-1719 ... 2.49

### DPDT 5VDC Relay



**449**

Fits 16-pin DIP socket, or mount on PC board. Contacts: 1 amp at 125VAC. Coil: 100 mA, 50 ohms. 275-215 ..... 4.49

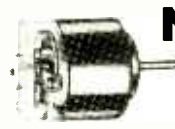
### Versatile Solar Cell



**395**

Harness the sun for "free" energy to drive projects, charge batteries, much more! 2.5 x 5 cm. Generates 0.42 volt at 160 mA. 276-124 ..... 3.95

### Toy Hobby Motor



**NEW**  
**79c**

Reliable power source at a low price—great for projects, toys, more! 3.0 to 15VDC. 273-221 ..... 79c

### DIP Switches



Low As  
**149**

For digital and low current uses.  
**G** 8-Position. 16-pin DIP. 275-1301 ..... 1.99  
**H** 4-Position. 8-pin DIP. 275-1304 ..... 1.49

### Sound Synthesizer



**38% Off**  
Reg. 2.49  
**155**

SN94281. Add a few parts and create sounds galore. 125 mW amp drives speaker. 7.5-10VDC. 16-pin. 276-1767 ... Sale 1.55

### Push-In Neon Lamps



**199**

Pkg. of 2

One red, one green. Built-in dropping resistors for 120VAC use. Require 7/16" mounting holes. Solder lugs. 272-709 ..... 1.99

### 40k Joystick Pot

Dual  
Linear  
Taper Controls

**495**



40k. Max. displacement, 30°. 1" shaft. Body, 17/16" sq. Solder lugs. 271-1706 ..... 4.95  
100k Pot. 271-1705 ..... 4.95

### Operational Amplifiers

Frequency  
Compensated



Use for Control,  
Computing and  
Instrumentation!  
One Trillion Ohms  
Input Sensitivity!



#### NFET Op Amps

Type	DIP	Cat. No.	Each
TL091 (Single)	8-pin	276-1745	1.79
TL092 (Dual)	8-pin	276-1746	2.29
TL094 (Quad)	14-pin	276-1747	4.49

#### CMOS Op Amps. 1 picoamp input.

Type	DIP	Cat. No.	Each
ICL7611 (Single)	8-pin	276-2330	2.49
ICL7621 (Dual)	8-pin	276-2331	3.79
ICL7641 (Quad)	14-pin	276-2332	4.99

### Deluxe Plastic Project Enclosure

Cut 25%  
Reg. 7.95  
**595**

Dress up and protect that prized project. Stylish two-tone color, easy-to-drill end panels. 2 1/4 x 5 x 5 1/4". 270-218 ... Sale 5.95

### Panel Lettering

**259**  
Label your project controls. Rub-on letters, numbers, symbols transfer to metal, plastic surfaces. Four sheets. 270-201 ... 2.59



### Piezo Buzzer

**299**

For projects that call for sound. Super-loud 4.8 kHz signal. 1.5 to 20VDC. Great for battery-powered circuits—draws just 12 mA at 9V. With leads. 273-060 ..... 2.99

# Radio Shack®

A DIVISION OF TANDY CORPORATION • OVER 8500 LOCATIONS WORLDWIDE

Retail prices may vary at individual stores and dealers.

# 4164 64K DYNAMIC \$625

200 NS

# TMM2016 2KX8 STATIC \$415

200 NS

ALL MERCHANDISE 100% GUARANTEED!

CALL US FOR VOLUME QUOTES

## STATIC RAMS

2101	256 x 4 (450ns)	1.95
5101	256 x 4 (450ns) (cmos)	3.95
2102-1	1024 x 1 (450ns)	.89
2102L-4	1024 x 1 (450ns) (LP)	1.29
2102L-2	1024 x 1 (250ns) (LP)	1.69
2111	256 x 4 (450ns)	2.99
2112	256 x 4 (450ns)	2.99
2114	1024 x 4 (450ns)	8/14.95
2114L-4	1024 x 4 (450ns) (LP)	8/15.25
2114L-3	1024 x 4 (300ns) (LP)	8/15.45
2114L-2	1024 x 4 (200ns) (LP)	8/15.95
2147	4096 x 1 (55ns)	4.95
TMS4044-4	4096 x 1 (450ns)	3.49
TMS4044-3	4096 x 1 (300ns)	3.99
TMS4044-2	4096 x 1 (200ns)	4.49
MK4118	1024 x 8 (250ns)	9.95
TMM2016-200	2048 x 8 (200ns)	4.15
TMM2016-150	2048 x 8 (150ns)	4.95
TMM2016-100	2048 x 8 (100ns)	6.15
HM6116-4	2048 x 8 (200ns) (cmos)	4.95
HM6116-3	2048 x 8 (150ns) (cmos)	5.95
HM6116-2	2048 x 8 (120ns) (cmos)	8.95
HM6116LP-4	2048 x 8 (200ns) (cmos)(LP)	6.95
HM6116LP-3	2048 x 8 (150ns) (cmos)(LP)	8.95
HM6116LP-2	2048 x 8 (120ns) (cmos)(LP)	10.95
Z-6132	4096 x 8 (300ns) (Qstat)	34.95

LP = Low Power Qstat = Quasi-Static

## DYNAMIC RAMS

TMS4027	4096 x 1 (250ns)	1.99
UPD411	4096 x 1 (300ns)	3.00
MM5280	4096 x 1 (300ns)	3.00
MK4108	8192 x 1 (200ns)	1.95
MM5298	8192 x 1 (250ns)	1.85
4116-300	16384 x 1 (300ns)	8/11.75
4116-250	16384 x 1 (250ns)	8/11.95
4116-200	16384 x 1 (200ns)	8/13.95
4116-150	16384 x 1 (150ns)	8/15.95
4116-120	16384 x 1 (120ns)	8/29.95
2118	16384 x 1 (150ns) (5v)	4.95
4164-200	65536 x 1 (200ns) (5v)	6.25
4164-150	65536 x 1 (150ns) (5v)	7.25

5V = single 5 volt supply

## EPROMS

1702	256 x 8 (1us)	4.50
2708	1024 x 8 (450ns)	3.95
2758	1024 x 8 (450ns)(5v)	5.95
2716	2048 x 8 (450ns)(5v)	3.95
2716-1	2048 x 8 (350ns)(5v)	6.25
TMS2516	2048 x 8 (450ns)(5v)	5.50
TMS2716	2048 x 8 (450ns)	7.95
TMS2532	4096 x 8 (450ns)(5v)	7.95
2732	4096 x 8 (450ns)(5v)	4.95
2732-250	4096 x 8 (250ns)(5v)	12.95
2732-200	4096 x 8 (200ns)(5v)	16.95
2764	8192 x 8 (450ns)(5v)	16.95
2764-250	8192 x 8 (250ns)(5v)	18.95
2764-200	8192 x 8 (200ns)(5v)	24.95
TMS2564	8192 x 8 (450ns)(5v)	24.95
MC68764	8192 x 8 (450ns)(5v)(24 pin)	39.95

5v = Single 5 Volt Supply

## EPROM ERASERS

	Timer	Capacity Chip	Intensity (uW/Cm <sup>2</sup> )	
PE-14		6	5,200	83.00
PE-14T	X	6	5,200	119.00
PE-24T	X	9	6,700	175.00
PL-265T	X	20	6,700	255.00
PR-125T	X	16	15,000	349.00
PR-320	X	32	15,000	595.00

## DISC CONTROLLERS

1771	16.95
1791	29.95
1793	38.95
1795	54.95
1797	54.95
6843	34.95
6847	39.95
UPD765	39.95
1691	18.95
2143	18.95

## INTERFACE

8T26	1.69
8T28	2.49
8T95	.99
8T96	.99
8T97	.99
8T98	.99
DM8131	2.95
DP8304	2.29
DS8835	1.99
DS8836	.99

## MISC.

3242	7.95
3341	4.95
MC3470	4.95
MC3480	9.00
11C90	13.95
95H90	7.95
2513-001 UP	9.95
2513-002 LOW	9.95

## SOUND CHIPS

76477	3.95
76489	8.95
AY3-8910	12.95
MC3340	1.49

## CRT CONTROLLERS

6845	14.95
68B45	35.95
HD46505SP	15.95
6847	12.25
MC1372	6.95
68047	24.95
8275	29.95
7220	99.95
CRT5027	39.95
CRT5037	49.95
TMS9918A	39.95
DP8350	49.95

## BIT-RATE GENERATORS

MC14411	11.95
BR1941	11.95
4702	12.95
COM5016	16.95
COM8116	10.95
MM5307	10.95

## UARTS

AY3-1014	6.95
AY5-1013	3.95
AY3-1015	6.95
PT1472	9.95
TR1602	3.95
2350	9.95
2651	8.95
TMS6011	5.95
IM6402	7.95
IM6403	8.95
INS8250	14.95

## KEYBOARD CHIPS

AY5-2376	11.95
AY5-3600	11.95

## CLOCK CIRCUITS

MM5314	4.95
MM5369	3.95
MM5375	4.95
MM58167	8.95
MM58174	11.95
MSM5832	6.95

## Z-80 2.5 Mhz

Z80-CPU	3.95
Z80-CTC	5.95
Z80-DART	15.25
Z80-DMA	17.50
Z80-PIO	5.75
Z80-SIO/0	18.50
Z80-SIO/1	18.50
Z80-SIO/2	18.50
Z80-SIO/9	16.95

## 4.0 Mhz

Z80A-CPU	6.00
Z80A-CTC	8.65
Z80A-DART	18.75
Z80A-DMA	27.50
Z80A-PIO	6.00
Z80A-SIO/0	22.50
Z80A-SIO/1	22.50
Z80A-SIO/2	22.50
Z80A-SIO/9	19.95

## 6.0 Mhz

Z80B-CPU	17.95
Z80B-CTC	15.50
Z80B-PIO	15.50

## ZILOG

Z6132	34.95
Z8671	39.95

## CRYSTALS

32.768 khz	1.95
1.0 mhz	4.95
1.8432	4.95
2.0	3.95
2.097152	3.95
2.4576	3.95
3.2768	3.95
3.579535	3.95
4.0	3.95
5.0	3.95
5.0688	3.95
5.185	3.95
5.7143	3.95
6.0	3.95
6.144	3.95
6.5536	3.95
8.0	3.95
10.738635	3.95
14.31818	3.95
15.0	3.95
16.0	3.95
17.430	3.95
18.0	3.95
18.432	3.95
20.0	3.95
22.1184	3.95
32.0	3.95

## DATA ACQUISITION

ADC0800	15.55
ADC0804	3.49
ADC0809	4.49
ADC0817	9.95
DAC0800	4.95
DAC0806	1.95
DAC0808	2.95
DAC1020	8.25
DAC1022	5.95
MC1408L6	1.95
MC1408L8	2.95

## 8000

8035	5.95
8039	6.95
INS-8060	17.95
INS-8073	24.95
8080	3.95
8085	5.95
8085A-2	11.95
9086	29.95
8087	CALL
8088	39.95
8089	89.95
8155	7.95
8156	8.95
8185	29.95
8185-2	39.95
8741	39.95
8748	29.95
8755	32.00

## 8200

8202	29.95
8203	39.95
8205	3.50
8212	1.80
8214	3.85
8216	1.75
8224	2.25
8226	1.80
8228	3.49
8237	19.95
8238	4.49
8243	4.45
8250	10.95
8251	4.49
8253	6.95
8253-5	7.95
8255	4.49
8255-5	5.25
8257	7.95
8257-5	8.95
8259	6.90
8259-5	7.50
8271	39.95
8272	39.95
8275	29.95
8279	8.95
8279-5	10.00
8282	6.50
8283	6.50
8284	5.50
8286	6.50
8287	6.50
8288	25.00
8289	49.95

## FUNCTION GENERATORS

MC4024	3.95
LM566	1.49
XR2206	3.75
8038	3.95

## INTERSIL

ICL7103	9.50
ICL7106	9.95
ICL7107	12.95
ICL7660	2.95
ICL8038	3.95
ICM7207A	5.59
ICM7208	15.95

## 6800

68000	59.95
6800	4.95
6802	7.95
6808	13.90
6809E	19.95
6809	12.95
6810	2.95
6820	4.95
6821	3.25
6828	14.95
6840	12.95
6843	34.95
6844	25.95
6845	14.95
6847	12.25
6850	3.45
6852	5.75
6860	9.95
6862	11.95
6875	6.95
6880	2.25
6883	24.95
68047	24.95
68488	19.95

## 6800 - 1MHZ

68B00	10.95
68B02	22.25
68B09E	29.95
68B09	29.95
68B10	7.95
68B21	12.95
68B45	35.95
68B50	12.95

## 6500 1 MHZ

6502	5.95
6504	6.95
6505	8.95
6507	9.95
6520	4.35
6522	8.75
6532	11.25
6545	22.50
6551	11.85

## 2 MHZ

6502A	9.95
6522A	11.70
6532A	12.40
6545A	28.50
6551A	12.95

## 3 MHZ


6502B	14.95
-------	-------

## EXAR

XR 2206	3.75
XR 2207	3.85
XR 2208	3.90
XR 2211	5.25
XR 2240	3.25

## 9000 SERIES

9316	1.00
9334	2.50
9368	3.95
9401	9.95
9601	.75
9602	1.50
96S02	1.95



# JDR MICRODEVICES, INC.

1224 S. Bascom Avenue  
San Jose, CA 95128  
800-538-5000 • 800-662-6279 (CA)  
(408) 995-5430 • Telex 171-110

© 1982 JDR MICRODEVICES, INC.

— NEW HOURS —  
M-W-F, 9-5  
T-Th., 9-9 Sat. 11-3  
PLEASE USE YOUR CUSTOMER NUMBER WHEN ORDERING

TERMS: For shipping include \$2 for UPS Ground or \$3 for UPS Blue Label Air. Items over 5 pounds require additional shipping charges. Foreign orders, include sufficient amount for shipping. There is a \$10 minimum order. Bay Area and Los Angeles Counties add 6 1/2% Sales Tax. Other California residents add 6% Sales Tax. We reserve the right to substitute manufacturer. Not responsible for typographical errors. Prices are subject to change without notice. We will match or beat any competitor's price provided it is not below our cost.



## 74LS00

74LS00	.24	74LS86	.39	74LS169	1.75	74LS323	2.75
74LS01	.25	74LS90	.55	74LS170	1.49	74LS324	1.75
74LS02	.25	74LS91	.89	74LS173	.69	74LS352	1.29
74LS03	.25	74LS92	.55	74LS174	.55	74LS353	1.29
74LS04	.24	74LS93	.55	74LS175	.55	74LS363	1.35
74LS05	25	74LS95	.75	74LS181	2.15	74LS364	1.95
74LS08	.28	74LS96	.89	74LS189	8.95	74LS365	.49
74LS09	29	74LS107	.39	74LS190	.89	74LS366	.49
74LS10	.25	74LS109	.39	74LS191	.89	74LS367	.45
74LS11	35	74LS112	.39	74LS192	.79	74LS368	.45
74LS12	35	74LS113	.39	74LS193	.79	74LS373	.99
74LS13	.45	74LS114	.39	74LS194	.69	74LS374	.99
74LS14	.59	74LS122	.45	74LS195	.69	74LS377	1.39
74LS15	.35	74LS123	.79	74LS196	.79	74LS378	1.18
74LS20	25	74LS124	2.90	74LS197	.79	74LS379	1.35
74LS21	.29	74LS125	.49	74LS221	.89	74LS385	1.90
74LS22	.25	74LS126	.49	74LS240	.95	74LS386	.45
74LS26	29	74LS132	.59	74LS241	.99	74LS390	1.19
74LS27	29	74LS133	.59	74LS242	.99	74LS393	1.19
74LS28	.35	74LS136	.39	74LS243	.99	74LS395	1.19
74LS30	.25	74LS137	.99	74LS244	.99	74LS399	1.49
74LS32	.29	74LS138	.55	74LS245	1.49	74LS424	2.95
74LS33	.55	74LS139	.55	74LS247	.75	74LS447	.37
74LS37	.35	74LS145	1.20	74LS248	.99	74LS490	1.95
74LS38	.35	74LS147	2.49	74LS249	.99	74LS624	3.99
74LS40	25	74LS148	1.35	74LS251	.59	74LS668	1.69
74LS42	.49	74LS151	.55	74LS252	.59	74LS669	1.89
74LS47	.75	74LS153	.55	74LS257	.59	74LS670	1.49
74LS48	.75	74LS154	1.90	74LS258	.59	74LS674	9.65
74LS49	.75	74LS155	.69	74LS259	2.75	74LS682	3.20
74LS51	.25	74LS156	.69	74LS260	.59	74LS683	3.20
74LS54	29	74LS157	.65	74LS266	.55	74LS684	3.20
74LS55	.29	74LS158	.59	74LS273	1.49	74LS685	3.20
74LS56	1.25	74LS160	.69	74LS275	3.35	74LS688	2.40
74LS73	.39	74LS161	.65	74LS279	.49	74LS689	3.20
74LS74	.35	74LS162	.69	74LS280	1.98	74LS783	24.95
74LS75	.39	74LS163	.65	74LS283	.69	81LS95	1.49
74LS76	.39	74LS164	.69	74LS290	.89	81LS96	1.49
74LS78	.49	74LS165	.95	74LS293	.89	81LS97	1.49
74LS83	.60	74LS166	1.95	74LS295	.99	81LS98	1.49
74LS85	.69	74LS168	1.75	74LS298	.89	25LS2521	2.80
						25LS2569	4.25

## IC SOCKETS

8 pin ST	.13	11
14 pin ST	.15	12
16 pin ST	.17	13
18 pin ST	.20	18
20 pin ST	.29	27
22 pin ST	.30	27
24 pin ST	.30	27
28 pin ST	.40	32
40 pin ST	.49	39
ST SOLDER TAIL		
8 pin WW	.59	49
14 pin WW	.69	52
16 pin WW	.69	58
18 pin WW	.99	90
20 pin WW	1.09	98
22 pin WW	1.39	128
24 pin WW	1.49	135
28 pin WW	1.69	149
40 pin WW	1.99	180
WW WIREWRAP		
16 pin ZIF	6.75	call
24 pin ZIF	9.95	call
ZIF TEXTOL		
(Zero Insertion Force)		

## CONNECTORS

RS232 MALE	2.95
RS232 FEMALE	3.50
RS232 FEMALE	3.50
RIGHT ANGLE	5.25
RS232 HOOD	1.25
S-100 ST	3.95
S-100 WW	4.95

## DIP SWITCHES

4 POSITION	.85
5 POSITION	.90
6 POSITION	.90
7 POSITION	.95
8 POSITION	.95

## 7400

7400	.19	74132	.45
7401	.19	74136	.50
7402	.19	74141	.65
7403	.19	74142	2.95
7404	.19	74143	2.95
7405	.25	74145	.60
7406	.29	74147	1.75
7407	.29	74148	1.20
7408	.24	74150	1.35
7409	.19	74151	.55
7410	.19	74152	.65
7411	.25	74153	.55
7412	.30	74154	1.25
7413	.35	74155	.75
7414	.49	74156	.65
7415	.25	74157	.55
7416	.25	74159	1.65
7417	.25	74160	.85
7418	.35	74161	.69
7419	.35	74162	.85
7420	.29	74163	.69
7421	.29	74164	.85
7422	.29	74165	.85
7423	.29	74166	1.00
7424	.29	74167	2.95
7425	.45	74167	2.95
7426	.29	74168	1.65
7427	.29	74172	5.95
7428	.45	74173	.75
7429	.29	74174	.89
7430	.29	74175	.89
7431	.29	74176	.89
7432	.29	74177	.75
7433	.29	74178	1.15
7434	.29	74179	1.75
7435	.69	74180	.75
7436	.69	74181	2.25
7437	.69	74182	.75
7438	.69	74184	2.00
7439	.19	74185	2.00
7440	.23	74186	18.50
7441	.23	74190	1.15
7442	.23	74191	1.15
7443	.23	74192	.79
7444	.35	74193	.79
7445	.29	74194	.85
7446	.34	74195	.85
7447	.33	74196	.79
7448	.45	74197	.75
7449	.35	74198	1.35
7450	.59	74199	1.35
7451	1.10	74201	1.35
7452	.95	74206	1.35
7453	.50	74207	1.25
7454	.59	74208	1.85
7455	.35	74209	1.95
7456	2.15	74215	.75
7457	.35	74219	2.25
7458	.40	74225	1.35
7459	.50	74227	1.95
7460	.35	74228	1.25
7461	.65	74229	.75
7462	.55	74232	2.00
7463	.70	74234	3.75
7464	2.75	74235	3.97
7465	1.75	74236	.95
7466	.30	74237	.75
7467	.45	74238	.85
7468	.45	74351	2.25
7469	.45	74352	.65
7470	.55	74366	.65
7471	1.20	74367	.65
7472	.29	74368	.65
7473	.45	74376	2.20
7474	.49	74390	1.75
7475	.45	74393	1.35
7476	.45	74425	3.15
7477	.55	74426	.85
7478	.55	74490	2.55

## CMOS

4000	.29	4528	.19
4001	.25	4531	.95
4002	.25	4532	1.95
4006	.89	4538	1.95
4007	.29	4539	1.95
4008	.95	4543	1.19
4009	.39	4555	.95
4010	.45	4556	.95
4011	.25	4581	1.95
4012	.25	4582	1.95
4013	.38	4584	.75
4014	.79	4585	.75
4015	.39	4702	12.95
4016	.39	74C00	.35
4017	.69	74C02	.35
4018	.79	74C04	.35
4019	.79	74C08	.35
4020	.75	74C10	.35
4021	.79	74C14	.59
4022	.79	74C20	.35
4023	.29	74C30	.35
4024	.65	74C32	.39
4025	.25	74C42	1.29
4026	1.65	74C48	1.99
4027	.45	74C73	.65
4028	.69	74C74	.65
4029	.79	74C76	.80
4030	.39	74C83	1.95
4034	1.95	74C85	1.95
4035	.95	74C86	.39
4040	.75	74C89	4.50
4041	.75	74C90	1.19
4042	.69	74C93	1.75
4043	.85	74C95	.89
4044	.79	74C107	.89
4046	.85	74C150	5.75
4047	.95	74C151	2.25
4049	.35	74C154	3.25
4050	.35	74C157	1.75
4051	.79	74C160	1.19
4053	.79	74C161	1.19
4060	.89	74C162	1.19
4066	.39	74C163	1.19
4068	.39	74C164	1.39
4069	.29	74C165	2.00
4070	.35	74C173	.79
4071	.29	74C174	1.19
4072	.29	74C175	1.19
4073	.29	74C192	1.49
4075	.79	74C193	1.49
4076	.29	74C195	1.39
4078	.29	74C200	5.75
408*	.29	74C221	1.75
4082	.25	74C373	2.45
4085	.95	74C374	2.45
4086	.95	74C901	.39
4093	.49	74C902	.85
4098	2.49	74C903	.85
3099	1.95	74C905	10.95
14409	12.95	74C906	.95
14410	12.95	74C907	1.00
1441*	11.95	74C908	2.00
14412	12.95	74C909	2.75
14419	7.95	74C910	9.95
4502	.95	74C911	8.95
4503	.65	74C912	8.95
4508	1.95	74C914	1.95
4510	.85	74C915	1.19
4511	.85	74C918	2.75
4512	.85	74C920	17.95
4514	1.25	74C921	15.95
4515	1.79	74C922	4.49
4516	1.55	74C923	4.95
4518	.89	74C925	5.95
4519	.39	74C926	7.95
4520	.79	74C927	7.95
4522	1.25	74C928	7.95
4526	1.25	74C929	19.95
4527	1.95	74C930	19.95

## Prices Slashed! 74S00

74S00	.32	74S163	1.95
74S02	.35	74S168	3.95
74S03	.35	74S169	3.95
74S04	.35	74S174	.95
74S05	.35	74S175	.95
74S08	.35	74S181	3.95
74S09	.40	74S182	2.95
74S10	.35	74S188	1.95
74S11	.35	74S189	6.95
74S15	.35	74S194	1.49
74S20	.35	74S195	1.49
74S22	.35	74S196	1.49
74S30	.35	74S197	1.49
74S32	.40	74S201	6.95
74S37	.88	74S225	7.95
74S38	.85	74S240	2.20
74S40	.35	74S241	2.20
74S51	.35	74S244	2.20
74S64	.40	74S251	.95
74S65	.40	74S253	.95
74S74	.50	74S257	.95
74S85	1.99	74S258	.95
74S86	.50	74S260	.79
74S112	.50	74S274	19.95
74S113	.50	74S275	19.95
74S114	.55	74S280	1.95
74S124	2.75	74S287	1.90
74S132	1.24	74S288	1.90
74S133	.45	74S289	6.89
74S134	.50	74S301	6.95
74S135	.89	74S373	2.45
74S138	.85	74S374	2.45
74			



# AMERICAN ELECTRONIC CORPORATION

In Mn., Ak. Hi. Call 218-881-6674

NATIONAL SEMICONDUCTOR • PANASONIC • QUALITY - Name brand products from nationally recognized manufacturers. CHEMICALS • ARIES • PLESSEY • MOLEX • E. MACHINE • DIAMOND TOOL • UNGAR • GC CH. W. INSTRUMENTS • ITT • PRODUCTS • ITT • master charge  
OK MACHINE • UNGAR • GC CHEMICALS • A. T. TOOLS • UNGAR • GC CHEMICALS • A. RIES  
SAVINGS - Volume Discounts • OEM Quantity Pricing • Toll Free 800 Number

The Big D.I.G.I.-KEY Discount is on a Big Price Difference

## INTEGRATED CIRCUITS

7400 TTL	74100 TTL	74500 TTL	4000 CMOS	Linear	Linear
7400N	74100N	74500N	4000B	7410	7410
7401N	74101N	74501N	4000B	7411	7411
7402N	74102N	74502N	4000B	7412	7412
7403N	74103N	74503N	4000B	7413	7413
7404N	74104N	74504N	4000B	7414	7414
7405N	74105N	74505N	4000B	7415	7415
7406N	74106N	74506N	4000B	7416	7416
7407N	74107N	74507N	4000B	7417	7417
7408N	74108N	74508N	4000B	7418	7418
7409N	74109N	74509N	4000B	7419	7419
7410N	74110N	74510N	4000B	7420	7420
7411N	74111N	74511N	4000B	7421	7421
7412N	74112N	74512N	4000B	7422	7422
7413N	74113N	74513N	4000B	7423	7423
7414N	74114N	74514N	4000B	7424	7424
7415N	74115N	74515N	4000B	7425	7425
7416N	74116N	74516N	4000B	7426	7426
7417N	74117N	74517N	4000B	7427	7427
7418N	74118N	74518N	4000B	7428	7428
7419N	74119N	74519N	4000B	7429	7429
7420N	74120N	74520N	4000B	7430	7430
7421N	74121N	74521N	4000B	7431	7431
7422N	74122N	74522N	4000B	7432	7432
7423N	74123N	74523N	4000B	7433	7433
7424N	74124N	74524N	4000B	7434	7434
7425N	74125N	74525N	4000B	7435	7435
7426N	74126N	74526N	4000B	7436	7436
7427N	74127N	74527N	4000B	7437	7437
7428N	74128N	74528N	4000B	7438	7438
7429N	74129N	74529N	4000B	7439	7439
7430N	74130N	74530N	4000B	7440	7440
7431N	74131N	74531N	4000B	7441	7441
7432N	74132N	74532N	4000B	7442	7442
7433N	74133N	74533N	4000B	7443	7443
7434N	74134N	74534N	4000B	7444	7444
7435N	74135N	74535N	4000B	7445	7445
7436N	74136N	74536N	4000B	7446	7446
7437N	74137N	74537N	4000B	7447	7447
7438N	74138N	74538N	4000B	7448	7448
7439N	74139N	74539N	4000B	7449	7449
7440N	74140N	74540N	4000B	7450	7450
7441N	74141N	74541N	4000B	7451	7451
7442N	74142N	74542N	4000B	7452	7452
7443N	74143N	74543N	4000B	7453	7453
7444N	74144N	74544N	4000B	7454	7454
7445N	74145N	74545N	4000B	7455	7455
7446N	74146N	74546N	4000B	7456	7456
7447N	74147N	74547N	4000B	7457	7457
7448N	74148N	74548N	4000B	7458	7458
7449N	74149N	74549N	4000B	7459	7459
7450N	74150N	74550N	4000B	7460	7460
7451N	74151N	74551N	4000B	7461	7461
7452N	74152N	74552N	4000B	7462	7462
7453N	74153N	74553N	4000B	7463	7463
7454N	74154N	74554N	4000B	7464	7464
7455N	74155N	74555N	4000B	7465	7465
7456N	74156N	74556N	4000B	7466	7466
7457N	74157N	74557N	4000B	7467	7467
7458N	74158N	74558N	4000B	7468	7468
7459N	74159N	74559N	4000B	7469	7469
7460N	74160N	74560N	4000B	7470	7470
7461N	74161N	74561N	4000B	7471	7471
7462N	74162N	74562N	4000B	7472	7472
7463N	74163N	74563N	4000B	7473	7473
7464N	74164N	74564N	4000B	7474	7474
7465N	74165N	74565N	4000B	7475	7475
7466N	74166N	74566N	4000B	7476	7476
7467N	74167N	74567N	4000B	7477	7477
7468N	74168N	74568N	4000B	7478	7478
7469N	74169N	74569N	4000B	7479	7479
7470N	74170N	74570N	4000B	7480	7480
7471N	74171N	74571N	4000B	7481	7481
7472N	74172N	74572N	4000B	7482	7482
7473N	74173N	74573N	4000B	7483	7483
7474N	74174N	74574N	4000B	7484	7484
7475N	74175N	74575N	4000B	7485	7485
7476N	74176N	74576N	4000B	7486	7486
7477N	74177N	74577N	4000B	7487	7487
7478N	74178N	74578N	4000B	7488	7488
7479N	74179N	74579N	4000B	7489	7489
7480N	74180N	74580N	4000B	7490	7490
7481N	74181N	74581N	4000B	7491	7491
7482N	74182N	74582N	4000B	7492	7492
7483N	74183N	74583N	4000B	7493	7493
7484N	74184N	74584N	4000B	7494	7494
7485N	74185N	74585N	4000B	7495	7495
7486N	74186N	74586N	4000B	7496	7496
7487N	74187N	74587N	4000B	7497	7497
7488N	74188N	74588N	4000B	7498	7498
7489N	74189N	74589N	4000B	7499	7499
7490N	74190N	74590N	4000B	7500	7500

## INTEGRATED CIRCUITS

4000 CMOS	Linear	Linear
4000B	7410	7410
4000B	7411	7411
4000B	7412	7412
4000B	7413	7413
4000B	7414	7414
4000B	7415	7415
4000B	7416	7416
4000B	7417	7417
4000B	7418	7418
4000B	7419	7419
4000B	7420	7420
4000B	7421	7421
4000B	7422	7422
4000B	7423	7423
4000B	7424	7424
4000B	7425	7425
4000B	7426	7426
4000B	7427	7427
4000B	7428	7428
4000B	7429	7429
4000B	7430	7430
4000B	7431	7431
4000B	7432	7432
4000B	7433	7433
4000B	7434	7434
4000B	7435	7435
4000B	7436	7436
4000B	7437	7437
4000B	7438	7438
4000B	7439	7439
4000B	7440	7440
4000B	7441	7441
4000B	7442	7442
4000B	7443	7443
4000B	7444	7444
4000B	7445	7445
4000B	7446	7446
4000B	7447	7447
4000B	7448	7448
4000B	7449	7449
4000B	7450	7450
4000B	7451	7451
4000B	7452	7452
4000B	7453	7453
4000B	7454	7454
4000B	7455	7455
4000B	7456	7456
4000B	7457	7457
4000B	7458	7458
4000B	7459	7459
4000B	7460	7460
4000B	7461	7461
4000B	7462	7462
4000B	7463	7463
4000B	7464	7464
4000B	7465	7465
4000B	7466	7466
4000B	7467	7467
4000B	7468	7468
4000B	7469	7469
4000B	7470	7470
4000B	7471	7471
4000B	7472	7472
4000B	7473	7473
4000B	7474	7474
4000B	7475	7475
4000B	7476	7476
4000B	7477	7477
4000B	7478	7478
4000B	7479	7479
4000B	7480	7480
4000B	7481	7481
4000B	7482	7482
4000B	7483	7483
4000B	7484	7484
4000B	7485	7485
4000B	7486	7486
4000B	7487	7487
4000B	7488	7488
4000B	7489	7489
4000B	7490	7490
4000B	7491	7491
4000B	7492	7492
4000B	7493	7493
4000B	7494	7494
4000B	7495	7495
4000B	7496	7496
4000B	7497	7497
4000B	7498	7498
4000B	7499	7499
4000B	7500	7500

## TEXAS INSTRUMENTS I.C. SOCKETS

26 Pin DIP Socket with Copper Alloy Contacts  
Standard - standard I/O on G16 thick and  
025 wide. Contact is designed and tested to  
allow for the "grain" of the IC. Contact is  
for the maximum and high retention force. Socket is  
designed for maximum reliability on boards.

## SOLDER TAIL DIP SOCKETS

• Single beam  
• Low profile  
• YOUR CHOICE TIN OR GOLD  
• 100% inspection gold wire on gold sockets

## TIN PLATED SOLDER TAIL

Min. 200 Microinches Tin

Part No.	Description	Min. 200 Microinches Tin
CS80	8-pin socket tail	13 15 10 10
CS14	14-pin socket tail	15 14 5 20 00
CS18	18-pin socket tail	17 15 0 15 00
CS22	22-pin socket tail	23 10 20 20 00
CS26	26-pin socket tail	25 2 25 20 00
CS30	30-pin socket tail	28 5 9 10 00
CS34	34-pin socket tail	31 2 20 20 00
CS38	38-pin socket tail	34 2 20 20 00
CS42	42-pin socket tail	37 2 20 20 00
CS46	46-pin socket tail	40 2 20 20 00
CS50	50-pin socket tail	43 2 20 20 00
CS54	54-pin socket tail	46 2 20 20 00
CS58	58-pin socket tail	49 2 20 20 00
CS62	62-pin socket tail	52 2 20 20 00
CS66	66-pin socket tail	55 2 20 20 00
CS70	70-pin socket tail	58 2 20 20 00
CS74	74-pin socket tail	61 2 20 20 00
CS78	78-pin socket tail	64 2 20 20 00
CS82	82-pin socket tail	67 2 20 20 00
CS86	86-pin socket tail	70 2 20 20 00
CS90	90-pin socket tail	73 2 20 20 00
CS94	94-pin socket tail	76 2 20 20 00
CS98	98-pin socket tail	79 2 20 20 00
CS102	102-pin socket tail	82 2 20 20 00

## PANASONIC ELECTROLYTIC CAPACITORS

Price includes container divided point but with 10% for shipping and handling charges for large quantities.



NATIONAL SEMICONDUCTOR • PANASONIC • QUALITY - Name brand products from nationally recognized manufacturers. SERVICE - Computerized order processing and inventory control. CHEMICALS • ARIES • PLESSEY • MOLEX • E MACHINE • DIAMOND TOOL • UNGAR • GC CH AS INSTRUMENTS • ITT • A PRODUCTS • AIA

3 AMP SILICON RECTIFIERS ZENER DIODES ITT RECTIFIERS ITT SILICON ZENER DIODES

National Semiconductor MA1026 Time-Temp. Clock Module

Silicon Transistors

TERMINATION JUMPERS

alpha wire cable tubing

Table with columns: Cat. No., Description, Price, Qty. Includes various electronic components.

Table with columns: Part No., Description, Price. Includes various electronic components.

Table with columns: Part No., Description, Price. Includes various electronic components.

Table with columns: Part No., Description, Price. Includes various electronic components.

DIP Jumper Cable Assembly Standard Assembly Styles

Table with columns: Digi-Key Part No., Amps, Price. Includes Littelfuse fuses.

5-Digit LED Clock

Table with columns: Digi-Key Part No., Description, Price. Includes PCB transformers.

Table with columns: Part No., Description, Price. Includes 5% carbon film resistors.

Table with columns: Part No., Description, Price. Includes various electronic components.

Table with columns: Digi-Key Part No., Amps, Price. Includes JAG SLO-BLO fuses.

LED's - find Great America

Table with columns: Part No., Description, Price. Includes various electronic components.

Table with columns: Part No., Description, Price. Includes various electronic components.

Table with columns: Part No., Description, Price. Includes various electronic components.

JAG PANEL FUSEHOLDER

Panasonic LED Numeric Displays

Table with columns: Part No., Description, Price. Includes various electronic components.

Table with columns: Part No., Description, Price. Includes various electronic components.

Table with columns: Part No., Description, Price. Includes various electronic components.

Handling Charges Volume Discount The Digi-Key volume discount and handling charges are simple to apply. Most items listed by Digi-Key may be combined for a volume discount. Items that are not discountable are identified by the suffix "ND" following the part number.





# FULL LINE ALL PARTS & COMPUTER PRODUCTS

P.O. Box 4430C  
 Santa Clara, CA 95054  
 Will calls: 2322 Walsh Ave.  
 (408) 988-1640

Same day shipment. First line parts only. Factory tested. Guaranteed money back. Quality IC's and other components at factory prices.

### INTEGRATED CIRCUITS

74LS00 TTL	25	2101-1	1.95	6800	11.85	N82523	2.95	IC SOCKETS	DISPLAY LEADS	MAN7274	CA	CA 300	75			
74LS02N	25	2102-1	1.95	6802	11.85	N825126	3.95	Solder Tin	Low Profile	DL704	CA	300	125			
74LS04N	25	2102AL-4	1.95	6802	11.85	N825126	3.95	Pin 11P	Pin 11P	DL707	CA	300	100			
74LS05N	25	2102AN-2L	1.65	6802	11.85	N825131	4.95	14	14	24	30	DL27/27B	CA	300	190	
74LS08N	25	2104-4	1.95	6804	11.85	N825137	8.75	16	16	28	40	DL47/50	CA	300	149	
74LS10N	25	2107B-4	3.75	6805A	13.95	DM8577	18.25	20	20	36	58	PN039	CA	300	70	
74LS13N	45	2111-1	2.99	780A	18.50	2716-1	8.95	20	20	40	49	FN500/507	CA	300	99	
74LS14N	45	2112-2	2.99	780A S10	18.50	2716-1	8.95	20	20	40	49	FN503/510	CA	300	90	
74LS20N	25	2114	2.24	780A S10	21.90	2716-1	8.95	20	20	40	49	FN800/807	CA	300	220	
74LS22N	25	2114L 300ms	2.00	8212	1.85	2716-1	8.95	20	20	40	49	10 digit display	CA	300	125	
74LS24N	25	2114L 450ms	1.95	8214	1.75	AVS-1014A	1612/19.95	14	55	24	53	7500 Data bus photoetics	CA	300	90	
74LS33N	25	2106-4	2.25	8216	1.80	2716-1	8.95	18	67	40	159	TL1131 Mes	CA	300	90	
74LS34N	25	2107B-4	2.25	8216	1.80	2716-1	8.95	18	67	40	159	TL1131 Mes	CA	300	90	
74LS38N	35	MM5200	12.40	8224	2.50	2716-1	8.95	2	2	14	pin array	20	MAN4610	CA	40	99
74LS74N	45	MM5321	9.95	8251	2.50	8095	65	65	65	65	65	65	MAN410	CA	40	99
74LS74N	45	MM5321	9.95	8251	2.50	8096	65	65	65	65	65	65	MAN640	CA	50	99
74LS74N	45	MM5321	9.95	8251	2.50	8097	65	65	65	65	65	65	MAN670	CA	80	99
74LS74N	45	MM5321	9.95	8251	2.50	8098	65	65	65	65	65	65	MAN670	CA	80	99
74LS74N	45	MM5321	9.95	8251	2.50	8099	65	65	65	65	65	65	MAN670	CA	80	99
74LS74N	45	MM5321	9.95	8251	2.50	8100	65	65	65	65	65	65	MAN670	CA	80	99
74LS74N	45	MM5321	9.95	8251	2.50	8101	65	65	65	65	65	65	MAN670	CA	80	99
74LS74N	45	MM5321	9.95	8251	2.50	8102	65	65	65	65	65	65	MAN670	CA	80	99
74LS74N	45	MM5321	9.95	8251	2.50	8103	65	65	65	65	65	65	MAN670	CA	80	99
74LS74N	45	MM5321	9.95	8251	2.50	8104	65	65	65	65	65	65	MAN670	CA	80	99
74LS74N	45	MM5321	9.95	8251	2.50	8105	65	65	65	65	65	65	MAN670	CA	80	99
74LS74N	45	MM5321	9.95	8251	2.50	8106	65	65	65	65	65	65	MAN670	CA	80	99
74LS74N	45	MM5321	9.95	8251	2.50	8107	65	65	65	65	65	65	MAN670	CA	80	99
74LS74N	45	MM5321	9.95	8251	2.50	8108	65	65	65	65	65	65	MAN670	CA	80	99
74LS74N	45	MM5321	9.95	8251	2.50	8109	65	65	65	65	65	65	MAN670	CA	80	99
74LS74N	45	MM5321	9.95	8251	2.50	8110	65	65	65	65	65	65	MAN670	CA	80	99
74LS74N	45	MM5321	9.95	8251	2.50	8111	65	65	65	65	65	65	MAN670	CA	80	99
74LS74N	45	MM5321	9.95	8251	2.50	8112	65	65	65	65	65	65	MAN670	CA	80	99
74LS74N	45	MM5321	9.95	8251	2.50	8113	65	65	65	65	65	65	MAN670	CA	80	99
74LS74N	45	MM5321	9.95	8251	2.50	8114	65	65	65	65	65	65	MAN670	CA	80	99
74LS74N	45	MM5321	9.95	8251	2.50	8115	65	65	65	65	65	65	MAN670	CA	80	99
74LS74N	45	MM5321	9.95	8251	2.50	8116	65	65	65	65	65	65	MAN670	CA	80	99
74LS74N	45	MM5321	9.95	8251	2.50	8117	65	65	65	65	65	65	MAN670	CA	80	99
74LS74N	45	MM5321	9.95	8251	2.50	8118	65	65	65	65	65	65	MAN670	CA	80	99
74LS74N	45	MM5321	9.95	8251	2.50	8119	65	65	65	65	65	65	MAN670	CA	80	99
74LS74N	45	MM5321	9.95	8251	2.50	8120	65	65	65	65	65	65	MAN670	CA	80	99
74LS74N	45	MM5321	9.95	8251	2.50	8121	65	65	65	65	65	65	MAN670	CA	80	99
74LS74N	45	MM5321	9.95	8251	2.50	8122	65	65	65	65	65	65	MAN670	CA	80	99
74LS74N	45	MM5321	9.95	8251	2.50	8123	65	65	65	65	65	65	MAN670	CA	80	99
74LS74N	45	MM5321	9.95	8251	2.50	8124	65	65	65	65	65	65	MAN670	CA	80	99
74LS74N	45	MM5321	9.95	8251	2.50	8125	65	65	65	65	65	65	MAN670	CA	80	99
74LS74N	45	MM5321	9.95	8251	2.50	8126	65	65	65	65	65	65	MAN670	CA	80	99
74LS74N	45	MM5321	9.95	8251	2.50	8127	65	65	65	65	65	65	MAN670	CA	80	99
74LS74N	45	MM5321	9.95	8251	2.50	8128	65	65	65	65	65	65	MAN670	CA	80	99
74LS74N	45	MM5321	9.95	8251	2.50	8129	65	65	65	65	65	65	MAN670	CA	80	99
74LS74N	45	MM5321	9.95	8251	2.50	8130	65	65	65	65	65	65	MAN670	CA	80	99
74LS74N	45	MM5321	9.95	8251	2.50	8131	65	65	65	65	65	65	MAN670	CA	80	99
74LS74N	45	MM5321	9.95	8251	2.50	8132	65	65	65	65	65	65	MAN670	CA	80	99
74LS74N	45	MM5321	9.95	8251	2.50	8133	65	65	65	65	65	65	MAN670	CA	80	99
74LS74N	45	MM5321	9.95	8251	2.50	8134	65	65	65	65	65	65	MAN670	CA	80	99
74LS74N	45	MM5321	9.95	8251	2.50	8135	65	65	65	65	65	65	MAN670	CA	80	99
74LS74N	45	MM5321	9.95	8251	2.50	8136	65	65	65	65	65	65	MAN670	CA	80	99
74LS74N	45	MM5321	9.95	8251	2.50	8137	65	65	65	65	65	65	MAN670	CA	80	99
74LS74N	45	MM5321	9.95	8251	2.50	8138	65	65	65	65	65	65	MAN670	CA	80	99
74LS74N	45	MM5321	9.95	8251	2.50	8139	65	65	65	65	65	65	MAN670	CA	80	99
74LS74N	45	MM5321	9.95	8251	2.50	8140	65	65	65	65	65	65	MAN670	CA	80	99
74LS74N	45	MM5321	9.95	8251	2.50	8141	65	65	65	65	65	65	MAN670	CA	80	99
74LS74N	45	MM5321	9.95	8251	2.50	8142	65	65	65	65	65	65	MAN670	CA	80	99
74LS74N	45	MM5321	9.95	8251	2.50	8143	65	65	65	65	65	65	MAN670	CA	80	99
74LS74N	45	MM5321	9.95	8251	2.50	8144	65	65	65	65	65	65	MAN670	CA	80	99
74LS74N	45	MM5321	9.95	8251	2.50	8145	65	65	65	65	65	65	MAN670	CA	80	99
74LS74N	45	MM5321	9.95	8251	2.50	8146	65	65	65	65	65	65	MAN670	CA	80	99
74LS74N	45	MM5321	9.95	8251	2.50	8147	65	65	65	65	65	65	MAN670	CA	80	99
74LS74N	45	MM5321	9.95	8251	2.50	8148	65	65	65	65	65	65	MAN670	CA	80	99
74LS74N	45	MM5321	9.95	8251	2.50	8149	65	65	65	65	65	65	MAN670	CA	80	99
74LS74N	45	MM5321	9.95	8251	2.50	8150	65	65	65	65	65	65	MAN670	CA	80	99
74LS74N	45	MM5321	9.95	8251	2.50	8151	65	65	65	65	65	65	MAN670	CA	80	99
74LS74N	45	MM5321	9.95	8251	2.50	8152	65	65	65	65	65	65	MAN670	CA	80	99
74LS74N	45	MM5321	9.95	8251	2.50	8153	65	65	65	65	65	65	MAN670	CA	80	99
74LS74N	45	MM5321	9.95	8251	2.50	8154	65	65	65	65	65	65	MAN670	CA	80	99
74LS74N	45	MM5321	9.95	8251	2.50	8155	65	65	65	65	65	65	MAN670	CA	80	99
74LS74N	45	MM5321	9.95	8251	2.50	8156	65	65	65	65	65	65	MAN670	CA	80	99



# QUALITY parts at DISCOUNT PRICES

## MINI BSR

## AUTOMATIC RECORD CHANGER



\$17.50 each

INCLUDES DUST COVER AND PLASTIC CASE (NOT PICTURED) WITH FRONT CUT OUT TO FIT STEREO UNIT (NOT INCLUDED).

B.S.R. MODEL C136R/C/3  
PLAYS 33/45/78 RECORDS  
MINI SIZE: 8 1/4" X 12"

## COMPUTER GRADE CAPACITOR

1700 mfd. 150VDC \$2.00  
2 1/2" DIA X 4 3/4" HIGH  
3,600 mfd. 40VDC \$1.00  
1 3/8" DIA. X 3" HI  
6,400 mfd. 60VDC \$2.50  
1 3/8" dia X 4 1/4"  
12,000 mfd. 40 VDC \$3.00  
2" DIA X 4 1/2" HIGH  
18,000 mfd. 75 VDC \$4.00  
2 1/2" DIA X 4 1/2" HIGH  
22,000 mfd. 15 VDC 2" DIA X 2 1/2" HIGH \$2.00  
22,000 mfd. 40VDC 2" DIA. X 6" HIGH \$3.00  
24,000 mfd. 30 VDC 1 3/4" DIA X 4" HI \$3.50  
31,000 mfd. 15 VDC 1 3/4" DIA X 4" HI \$2.50  
72,000 mfd. 15 VDC 2" DIA. X 4" HIGH \$3.50

COMPUTER GRADE CAPACITOR SPECIAL  
180,000 mfd. at 6V  
2 1/2" DIA X 4 1/2" HIGH \$1.50  
CLAMPS TO FIT CAPACITORS 50¢ ea.

## TRANSFORMERS

120 volt primaries

5.6 VOLTS at 750 MA \$3.00  
6 VOLTS at 150 MA \$1.25  
16.5 V. at 3 AMPS \$2.50  
18 VOLTS at 350 MA \$2.00  
18 VOLTS at 1 AMP \$4.50  
18 VOLTS at 2 AMP \$5.50  
24 VOLTS at 250 mA \$2.50  
24 VCT at 1 AMP \$4.50  
42 VCT. at 1.2 AMP \$4.50  
65 VCT. at 2 AMP \$5.50

## L.E.D.'s

STANDARD JUMBO DIFFUSED  
RED 10 FOR \$1.50  
GREEN 10 FOR \$2.00  
YELLOW 10 FOR \$2.00  
FLASHER LED 5 VOLT OPERATION  
RED JUMBO SIZE \$1.00 EACH  
BI POLAR LED 2 FOR \$1.70  
SUB MINI LED RED  
.079" X .098" 10 FOR \$1.00  
20mA at 1.75V 200 FOR \$18.00

LED HOLDERS  
TWO PIECE HOLDER FOR JUMBO LED 10 FOR 65¢ 200 FOR \$10.00

## CRYSTALS

CASE STYLE HC33/U  
2 MHZ: COLORBURST 3579,545 KC \$3.50 EACH  
\$1.00 EACH

## JOYSTICK

PRECISION DEVICE... CONTAINS 4 50K CENTER TAPPED POTTS \$4.75 ea

## BLACK PLASTIC CASE

PAC-TEC SERIES C

BLACK PLASTIC ENCLOSURE ADJUSTABLE HEIGHT FROM 1.63" TO 2.93"; WIDTH 6.85"; DEPTH 8". BUILT-IN STAND OFFS FOR P.C. BOARDS... FRONT AND BACK PANELS NOT INCLUDED... \$5.25 PER CASE

## VARACTOR DIODE

16 PF MV2205 2 FOR \$1.00 100 FOR \$30.00  
BB-103 4 FOR \$1.00 100 FOR \$22.50

## BRIDGE RECTIFIER


GENERAL INSTRUMENT # KBP04  
1 1/2 AMP 400 P.-I.V.  
2 FOR \$1.30

## 0-15 VDC METER

THIS 2 1/4" SQUARE METER MEASURES 0-15 VDC. \$4.50 EACH

# WE TAKE YOU BY THE HAND!

You'll learn all about computers: how to build, program, service, even play TV games—without knowing the first thing about it!



## The New ELF II "Beginners" Package

Your own expandable micro-computer kit, 5 diagnostic analyzers plus circuit, programming, diagnostic manuals, even games you can play on TV. All only \$139.95.

Even if you don't know bits from bytes, now it's easy and inexpensive to build your own micro-computer. Learn how it works, program it, service it—even play games with it on your TV! It's here in the New ELF II "Beginners" Package, only from Netronics. Only \$139.95. Here's the package: 1. your own micro-computer, the famous ELF II (featuring the RCA 1802 CMOS microprocessor) in kit form with step-by-step instructions on how to build it. Diagnostic Analyzers including 2. your own Logic Probe. 3. Pulse Catcher. 4. 8 bit Test Register. 5. Logic Analyzer. 6. Gate Arrays. 7. Non-Technical Manuals on how to use analyzers, how to get into the guts of the computer, what makes it tick, how to service it. 8. Sample Programs that teach you machine language programming plus how to correct or "debug" any programming mistakes. 9. TV games you can play. If your TV set has no video input, an optional converter (RF Modulator), is available. Then, once you've got this "Beginners" Package under your belt, keep on expanding your ELF II with additions like the Typewriter Key Board, added RAM, Full Basic Interpreter, Electric Mouth Talking Board, Color/Music, A/D-D/A Boards for Robot Controls and much, much more. We'll take you by the hand with the New ELF II "Beginners" Package. Only \$139.95. Mail or phone in your order today and begin.

Specifications: ELF II "Beginners" Package  
The computer features an RCA CMOS 1802 8 bit microprocessor, addressable to 64K bytes with DMA, interrupts, 18 Registers, ALU, 256 byte RAM expandable to 64K bytes, Professional Hex keyboard, fully decoded software's need to waste memory with keyboard scanning circuits, built-in power regulator, 5 slot plug-in expansion BUS (less connectors), stable crystal clock (for timing purposes) and a double-sided, plated through PC Board plus RCA 1861 video IC to display any segment of memory on a video monitor or TV screen along with the logic and support circuitry you need to learn every one of the RCA 1802's capabilities. The diagnostic analyzers and in understanding and trouble shooting your ELF II, as well as other computer and microprocessor products.

Continental U.S.A. Credit Card Buyers Outside Connecticut  
CALL TOLL FREE 800-243-7428  
To Order From Connecticut or For Technical Assistance, Etc.,  
Call (203) 354-9375

NETRONICS R&D LTD. Dept. CE-2  
333 Litchfield Road, New Milford, CT 06776

Please send the items checked below:  
 ELF II "Beginners" Kit ..... \$139.95  
 RF Modulator ..... \$ 8.95

Plus \$3.00 for postage, handling and insurance (\$6.00 Canada).

Connecticut Residents add sales tax  
Total Enclosed \$

Personal Check  Cashier's Check/Money Order  
 Visa  Master Charge (Bank No. \_\_\_\_\_)

Acct. No. \_\_\_\_\_  
Signature \_\_\_\_\_ Exp. Date \_\_\_\_\_

Print Name \_\_\_\_\_  
Address \_\_\_\_\_

City \_\_\_\_\_  
State \_\_\_\_\_ Zip \_\_\_\_\_

## FREE! SEND FOR OUR NEW 1983 40 PAGE CATALOG FREE!

## MINIATURE 6VDC RELAY

SUPER SMALL SPOT RELAY; GOLD COBALT CONTACTS. RATED 1 AMP AT 30 VDC; HIGHLY SENSITIVE, TTL DIRECT DRIVE POSSIBLE, OPERATES FROM 4.3 TO 6 V, COIL RES. 220 OHM. 1 3/16" X 13/32" X 7/16" ARMAIT # RSD-6V  
\$1.50 EACH  
10 FOR \$13.50

## 4PDT RELAY

14 pin style  
3 amp contacts  
24 volt d.c. or 120 volt a.c. coil  
Used but fully tested  
\$1.70 EACH  
specify coil voltage  
LARGE QUANTITIES AVAILABLE  
SOCKETS FOR RELAY 50¢ each

## 4 WATT STEREO AMP

ASSEMBLY INCLUDES VOLUME, BALANCE AND TONE CONTROLS, CERAMIC PHONE INPUT, LINE INPUT AND 8 OHM OUTPUT FOR SPEAKER OR HEADPHONES. OPERATES ON 12 VAC @ 500MA. OUR ABOVE 12 VOLT TRANSFORMER IS IDEAL FOR THIS APPLICATION \$4.50 EACH

## EDGE CONNECTOR

ALL ARE .156" SPACING  
15/30 GOLD  
SOLDER EYELET \$2.00 EACH  
18/36 GOLD  
SOLDER EYELET \$2.00 EACH  
22/44 GOLD  
SOLDER TAIL (P.C. STYLE)  
\$2.50 EA 10 FOR \$22.50  
22/44 GOLD  
SOLDER EYELET \$2.50 EACH

## 6 VDC RELAY

MINIATURE  
D.P.D.T.  
3 AMP CONTACTS  
FUJITSU # FBR3210006  
\$1.75 EA 10 / 16.00

## 13 VDC RELAY

CONTACT: S.P.N.C.  
10 AMP @ 120 VAC  
ENERGIZE COIL TO OPEN CONTACT...  
COIL: 13 VDC 650 OHMS  
SPECIAL PRICE \$1.00 EACH

## MINI-PUSH BUTTON

S.P.S.T. MOMENTARY NORMALLY OPEN 1/4" BUSHING  
35¢ EACH 10 FOR \$3.25  
100 FOR \$30.00  
SPECIFY COLOR: RED, BLACK, WHITE, GREEN, YELLOW.

## BLACK LIGHT (ULTRAVIOLET)

G.E. # F675BL \$2.50 each

## 2 CHANNEL LIGHT ORGAN

EASILY HOOKS INTO STEREO SPEAKERS AND ALLOWS 110 VAC LIGHTS TO DANCE WITH MUSIC. TWO SEPARATE 110 VAC OUTPUTS FOR HIGH AND LOW FREQUENCY AUDIO SIGNALS. USE TWO ORGANS FOR STEREO... \$6.50 PER UNIT  
COLOR LIGHT STRING AVAILABLE \$1.75 EA

## KEY SWITCH

S.P.S.T.  
4 AMPS @ 125 VAC  
KEY REMOVES BOTH POSITIONS \$3.50 EA

## FOOT CONTROL WITH SIDE SWITCH

MEASURES 4 3/4" X 9 3/4" WITH 100 K LINEAR POT AND MOMENTARY S.P.D.T. SWITCH.  
\$6.50 EACH

## LIGHTED PUSH BUTTON

RED LIGHTED 120 VAC 10 AMP. S.P.S.T.  
"POWER" PRINTED ON FACE. MOUNTS IN 7/8" SQUARE HOLE... \$1.50 EA 10/ \$13.50

## AM/FM/MPX CHASSIS

THIS AM / FM / STEREO CHASSIS IS COMPLETE AND READY TO PLUG IN EXCEPT FOR THE SPEAKERS... HAS CONNECTIONS FOR UP TO 4 SPEAKERS, A TURNTABLE, RECORDING OUTPUT AND HEADPHONES. IDEAL FOR MOUNTING INTO YOUR CUSTOM CABINET... \$12.50 EACH

## SLIDE POTS 500K

linear taper  
2 7/8" LG... 75¢ EACH  
1 3/4" TRAVEL  
DUAL 100 K AUDIO TAPER SLIDE POT  
3 1/2" LONG  
2 1/2" TRAVEL. \$1.50 EACH

## KEYBOARD w/ case

16 KEY KEYBOARD MATRIX ENCODED  
TERMINATES TO FLEXIBLE CABLE WITH CONTACTS ON .100 CENTERS. EDGE CONNECTOR INCLUDED... \$4.50 PER KEYBOARD, CASE, AND CONNECTOR...

## EQUIPMENT SLIDES

3 SECTION. LENGTH 22" CLOSED.  
HOLDS TO 85 LBS, EXTENDS 23"  
\$5.00 PER PAIR SOME HARDWARE INCLUDED

## METAL OXIDE VARISTOR

G.E. # V82ZA12  
50 VOLTS, NOMINAL  
D.C. VOLTAGE. 5/8" DIAMETER. 2 FOR \$1.50

# ALL ELECTRONICS CORP.

TOLL FREE ORDERS ONLY  
1-800-826-5432  
(ORDER ONLY)  
ALASKA, HAWAII, CALIF  
OR INFORMATION (213) 380-8000


905 S. Vermont Ave. P.O. BOX 20406 Los Angeles, Calif. 90006

CIRCLE NO. 3 ON FREE INFORMATION CARD



# Computer Mart

RATE: Ads are 2" by 3". 1 insertion: \$625.00. 6 insertions: \$600.00 ea. 12 insertions, \$575.00 ea. Closing date: 1st of the 2nd mo. preceding cover date. Send order and remittance to Computer Mart, Computers & Electronics, 1 Park Ave., N.Y., N.Y. 10016. Direct inquiries to (212) 725-4216.



**NEW! PLUG-IN MEMORY-X-TENDER**

Expand your HP-41C/CV to 10.6k (1600 registers) with the AME DESIGN Memory-X-Tender. Requires no modification to the calculator. Card Reader remains in place. One switch selects Bank A or B. Each bank can hold one X-FUNCTION and two X-MEMORY Modules. Additional slot for HP-IL Module. Built-in Lithium battery to maintain memory.

**SPECIAL INTRODUCTORY PRICE!!**  
\$99.00

**AME DESIGN**  
Box 373  
13450 Maxella, G185  
Marina del Rey, CA 90291  
(213) 306-1249

Please add \$2.00 for shipping, include 6% sales tax in California.

© 1982 AME DESIGN

CIRCLE NO. 100 ON FREE INFORMATION CARD

**Television Signal Processing Manual** ... \$15.95

**Microwave Television Education Manual** ... \$16.25

**Both TV Manuals only** ... \$26.95

---

**Your Fortune in the Microcomputer Business**

**Vol I: Getting Started** ... \$15.90

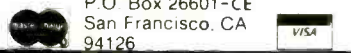
**Vol II: Growth, Survival and Success** ... \$15.95

**Both Microcomputer Books** ... \$26.85

---

Catalog on Video Products and exciting kits only \$2.00. Include 5% shipping. California residents add tax.

**Abex**  
P.O. Box 26601-CE  
San Francisco, CA 94126



CIRCLE NO. 101 ON FREE INFORMATION CARD

**Parallel, TTL Input I/O TYPEWRITER/PRINTER**

\*Excellent for Word Processing  
\*Use as a Computer Printer  
\*Use as a Typewriter  
\*Takes Std. "Golf Ball" Element



**399.00**

"SELECTRIC"®

**Flash Unit Assembly**

Same Flash Unit as Described By Forrest Mims of this Mag., Nov. Dec, Jan, '82-'83 Issues.  
Can be Flashed Every 1-1/3 sec.



Use Order No. D2DS0502 **ONLY \$44**

Call or Write for **Free!**  
40 Page Catalog of Illustrated Electronic & Computer Equipment!

**BNF Enterprises**

119r FOSTER St.  
Peabody MA 01960  
(617) 531-5774



Accepted


**Customer Pays All Shipping Charges.**

CIRCLE NO. 102 ON FREE INFORMATION CARD

**TIMEX**

**TS 1000 Computer**

**\$87.50**



**CONDITIONAL SALE**

We must receive at least 100 orders to qualify for a special purchase price. If less than 100 orders are received, all payments will be returned within 30 days.

**How To Order:** Make checks and money orders in the amount of \$87.50 payable to E. Arthur Brown Co. MN residents add \$4.38 for sales tax. VISA & MasterCard. Give card name, number, expiration date, and sign your order. Finally, print or type your name, address, and zip code on a blank sheet of paper and mail it along with your method of payment to the address below.

**E. Arthur Brown Company**  
Dept. TC2  
1702 Oak Knoll Drive  
Alexandria, MN 56308

**TIMEX-SINCLAIR**

ZX81 1000



**1983 Directory**

- \* Where to find: Disk Drives, RAM Extensions, Printers, Modems, Key Boards, Game and Serious Software, Books, Programming Aids, and Other Exciting Accessories!
- \* Articles on: Timex Sinclair 1000, History & Development, New Accessories, How-To-Projects.
- \* Reviews of: Books & Monthly Publications

No ZX81 or Timex 1000 owner should be without this valuable resource book!

**Only \$5.00 ... postpaid**

How to order: Make checks and money orders in the amount of \$5.00 payable to E. Arthur Brown Company. MN residents add 5% sales tax. VISA & MasterCard. Give card name, number, expiration date, and sign your order. Finally, print or type your name, address, and zip code on a blank sheet of paper and send it, along with your method of payment, to the address below.

**E. Arthur Brown Company**  
Department ZC2  
1702 Oak Knoll Drive  
Alexandria, MN 56308

MODULES FOR:

**TIMEX-Sinclair**

**64K MEMORY \$119.95 KIT**  
\$129.95 W&T **WHY PAY MORE?**

**MODEM \$119.95 KIT \$149.95 W&T**  
(RS-232 Port & Software Included)

**RS-232 PRINTER INTERFACE**  
Only **\$59.95 KIT \$69.95 W&T**

**CONTROL MODULE \$59.95 KIT**  
8 Relays, 8 Inputs, 8 LED's **\$69.95 W&T**

Expand your 16K to 32K with our M-16  
**\$59.95 KIT \$69.95 W&T**

90-Day Warranty On All Modules.  
10-Day Return Privilege

**ORDER PHONE 803-532-5812**  
Add \$4.95 shipping & handling to all orders.

CHECKS

BYTE-BACK CO.  
Rt. 3 Box 147 Brodie Rd.  
Leesville, S.C. 29070



THOUSANDS IN USE WITH PROVEN RELIABILITY.  
ALL MODULES IN STOCK.

CIRCLE NO. 103 ON FREE INFORMATION CARD

**A ZX-81 breakthrough!**

**The CAI/ESF mass storage device**



- Load or store 27K bytes in less than 30 seconds.
- Your existing cassette-stored programs transfer easily.
- Menu-driven, access by keyboard command.
- Second drive easily added for greater flexibility.
- For T/S 1000, ZX-81 and ZX-80

**\$119.95\***

\*Requires CAI/O Board for interface \$69.95

Order by phone or mail. Check, money order, VISA or MasterCard (include number and exp. date). Post. in U.S. \$5

**CAI Instruments**  
PO Box 2032, Midland, MI 48640


© Copyright 1982 CAI Instruments, Inc.

**517-687-7343**

CIRCLE NO. 104 ON FREE INFORMATION CARD

**ZX-81 Printer**

**\$139.95**



- Full 40 columns
- Prints library of regular + inverse alpha-numerics and graphics
- Print in regular and enhanced (double type size) to list program from memory, print text or data from program, print screen
- Includes mini-interface. Can be upgraded to use with high speed storage device, computer networking and other CAI peripherals
- For T/S 1000, ZX-81, ZX-80

Order by phone or mail. Check, money order, VISA or MasterCard (include number and exp. date) Postage \$5

**CAI Instruments**  
PO Box 2032, Midland, MI 48640


**517-687-7343**

CIRCLE NO. 105 ON FREE INFORMATION CARD

**THE TEACHER PC**

**For Your BASIC Viewing**

The complete teaching package for your use of the IBM Personal Computer.



- Lessons in BASIC
- Lessons in Data Processing
- IBM Manuals Guide
- "Computer Lingo" exposed
- Hardware "HOW TO"
- Home Study Guide
- Office Reference Manual and Much More

**CMA**

MICRO COMPUTER DIVISION  
55722 Santa Fe Trail  
Yucca Valley, CA 92284  
(619) 365-9718

CIRCLE NO. 106 ON FREE INFORMATION CARD



**SINGLE BOARD  
CONTROL COMPUTERS**

BOTH FEATURING  
8085 CPU  
CRYSTAL TIME BASE  
ON-BOARD REGULATOR

TIMER COUNTER  
256 BYTES OF RAM

**SPC85-1**

- ★ Has 2K/4K ROM/EPROM (ROM's are not supplied),
- ★ 16 I/O Lines (Parallel/Series/Handshake) and
- ★ 5 levels of interrupt Price: \$129 (A&T)

**SPC85-2**


- ★ Has 2 K ROM/EPROM (ROM's are not supplied)
- ★ 22 I/O Lines - Parallel/Series/Handshake) and
- ★ 2 levels of interrupt Price: \$99

**CER-TEK**  
ELECTRONICS

6020 Doniphan 3B El Paso, Tx 79932 (915) 581-6697  
ELECTRONICS MANUFACTURING SINCE 1975

CIRCLE NO. 107 ON FREE INFORMATION CARD

A/D 8 channels + D/A 8 channels



**Fast** 1.6 μs A/D CONVERSION TIME.  
100 NS ACQUISITION WINDOW. 1 μs D/A  
SETTLING TIME. 8 BITS OF RESOLUTION.  
0V-5V OR 0V-2.5V FULL SCALE OPTIONS.  
PIN RE-ARRANGEMENT FEATURE AND OTHERS  
ALLOW EASY INTERFACING TO Z80 &  
OTHER FAMILIES. FITS ON SINCLEAR ZX81.  
SWITCHES CHOOSE PORT-OR-MEMORY-MAPPED  
AND ADDRESS-BLOCK. ADDRESS PICKS  
CHANNEL. ASSEMBLED AND TESTED \$230.  
INQUIRE ABOUT KITS AND SOFTWARE.

**Computer Continuum**  
301-16th Ave  
San Francisco, CA. 94118 (415) 752-6294

CIRCLE NO. 108 ON FREE INFORMATION CARD

Why pay more for  
**TRS-80** EPSON  
C. ITOH  
FRANKLIN  
OKIDATA  
APPLE  
ATARI

Color Computer  
Model II  
Model III  
Model 16

Printers

We have cables to  
interface our printers  
with Commodore,  
IBM and  
Osborne  
computers.

Our prices  
are so low we  
aren't allowed  
to print  
them!

Most items in stock for immediate shipment.  
Call or write for Free 40 page catalog.

**Computer Discount of America**  
15 Marshall Hill Road  
West Milford Road  
West Milford, NJ  
07480-2198  
In New Jersey call  
201-728-8080  
**CALL TOLL FREE: 800-526-5313**

CIRCLE NO. 109 ON FREE INFORMATION CARD

**5 Meg  
Hard Disk  
\$600.00**

High reliability Shugart 8"  
SA1002 hard disk drives.

**Computer DYNAMICS**

(803) 877-7471  
105 S. Main St. Greer, S.C. 29651

Add-on disk systems for IBM  
PC, OSBORNE, TRS-80 II,  
XEROX, HEATH, S-100 and STD  
BUS from \$1500.00

CIRCLE NO. 110 ON FREE INFORMATION CARD

**YOU CAN PAY MORE  
BUT YOU CAN'T  
GET MORE!**



Color Computer 16K  
**\$249**  
w/16K Ext. Basic

Model III 16K  
**\$799**

Model III 48K  
2 disk & RS232 c  
**\$1899**

BUY DIRECT. These are just a few of our great  
offers which include Printers, Modems, Com-  
puters, Peripherals, Disc Drives, Software and  
more. **call TOLL FREE 1-800-343-8124**

We have the lowest  
possible fully  
warranted prices  
and a full complement  
of Radio Shack Software.

**computer plus**  
Write for your  
free catalog.  
480 King Street  
Littleton, MA 01460  
617-486-3193


CIRCLE NO. 111 ON FREE INFORMATION CARD

Radio Shack and TDP-100

**COLOR  
COMPUTER**

★ GAMES ★  
★ HOME & WORK ★  
★ PROGRAMMER AIDS ★

Dealer Inquiries Invited



**COMPUTERWARE®**  
Box 668 •  
6809 Specialists • Ercinitas, CA 92024  
(714) 436-3512

Computerware is a trademark of Computerware

**SINCLAIR  
ZX81**

**FORM FITTING  
DUST COVER  
ONLY  
\$11.95\***



Protect your ZX81 from dust, grime and spills with a  
quality dust cover from The Computer Trader. The  
form fitted cover provides protection during storage  
or transport. Available colors: black, tan, royal blue,  
brown, navy blue and burgundy

DEALER & DISTRIBUTOR INQUIRIES WELCOME

\* California residents add 6% sales tax. Please in-  
clude \$1 postage and handling. Allow 1-3 weeks for  
delivery. Specify color and amount

The Computer Trader  
P.O. Box 20976  
San Diego, CA 92120 (619) 283-9273

CIRCLE NO. 112 ON FREE INFORMATION CARD

**SAVE 90%**

YES you can save up to 90% on a  
computer system for home or office.

68000 microsystem (8MHz) with  
128KB & three RS-232C ports,  
\$252.00

8086 microcomputer with 128KB &  
three RS-232C ports, \$204.00

Z80A 4MHz micro with 64KB & two  
RS-232C ports, \$110.00

Floppy Interface as little as \$60.00


**FREE BROCHURE TODAY**

**DIGATEK CORPORATION**  
Suite 7  
2723 West Butler Drive  
Phoenix, Az. 85021

**ROLL-YOUR-OWN TECHNOLOGY  
AND SAVE A BUNDLE**

CIRCLE NO. 113 ON FREE INFORMATION CARD

**NEW! M-68000  
SINGLE BOARD COMPUTER**



**FEATURES:**  
16 bit Motorola 68000 CPU operating @ 10MHz, 28K bytes of on board fast static RAM,  
16K bytes of on board EPROM space, 7 levels of prioritized autovectorred interrupts,  
2 memory expansion buses (up to 246K), 2 serial communication ports (RS-232C),  
16-bit bidirectional parallel port, 480K peripheral accommodation bus, 512-bit counter/  
timers with vectored interrupts, on board real time clock, software compatible with  
Motorola MEX48KDM board.

**PRICE:**


Base board with documentation	\$90.00
ME X48KDM compatible monitor in 256K EPROM's	\$120.00
M4800 CPU & memory map FROM	\$115.00
Shipping and handling (Domestic)	\$3.00
(Foreign)	\$15.00

© CALIFORNIA REGULATES CHILD LAB

**EMS** Electronic  
Microcomputer  
Systems (714) 553-0133  
P.O. BOX 1619 IRVINE, CA 92713-0115

CIRCLE NO. 114 ON FREE INFORMATION CARD

**NEW! S-100 BUS COMPATIBLE**  
SINGLE BOARD COMPUTER WITH VIDEO OUTPUT



**USES:**  
This card can function as a stand alone single board computer or as S-100 intelligent video interface card.

**FEATURES:**  
4 MHz Z 80A\*, up to 8K of EPROM, up to 4K Static RAM, two 8-BIT input ports, one 8-BIT output port, one 8-BIT serial output port with interrupt, composite video output (RGB262), video attributes (reverse video, underline, blinking), graphic capabilities using SMC, CRT 5037 and CRT 8002

**PRICE:**  
Base board with documentation ..... \$49.95  
Monitor and video terminal software (in EPROM) ..... \$45.00  
Source listings (with Monitor purchase) ..... \$15.00  
Hard to find Parts for Crystal and fuse link PROMs ..... \$15.00

**EMS** Educational Microcomputer Systems  
P.O. BOX 16115 IRVINE, CA 92713-6115 (714) 553-0133

CIRCLE NO. 115 ON FREE INFORMATION CARD

TRS-80

**COLOR COMPUTER**

Quality Software on:

- DISK
- CARTRIDGE
- CASSETTE

Send for our free catalog

----- clip and mail -----

**Eigen Systems** Box 10234  
Austin, TX 78766  
(512) 837-4665

Name \_\_\_\_\_

Address \_\_\_\_\_

Zip \_\_\_\_\_

CIRCLE NO. 116 ON FREE INFORMATION CARD



**EWING ELECTRONICS**  
200 E. SPRING VALLEY  
RICHARDSON, TX 75081  
(214) 231-6725

QUALITY PARTS AT DISCOUNT PRICES

RAMs		
4116	200 N.S.	\$1.30
4116	250 N.S.	1.20
4164	150 N.S.	5.50

EPROMs		
2708	450 N.S.	3.25
2716	450 N.S.	3.50
2732	450 N.S.	6.50
2732	350 N.S.	7.50
2532	450 N.S.	7.50

MICROPROCESSORS		
Z80-CPU		3.25
Z80-S10/1		12.95
Z80A-CPU		4.95
Z80A-S10/0		14.95


CALL US WITH ALL OF YOUR COMPONENT NEEDS. WE STOCK TTL, 74LS, 74F, 74S, CMOS, LINEAR, CRYSTALS, MEMORY, CAPS, TRANSISTORS, DIODES, RESISTORS, ETC. CALL OR WRITE FOR OUR NEW CATALOG.

TERMS: COD, VISA, MASTERCARD, CHECK, OR MONEY ORDER. PLEASE ALLOW 10 DAYS FOR PERSONAL CHECKS TO CLEAR.

SHIPPING: ADD \$3.00 FOR UPS (+ 1.50 IF COD) ADD \$4.50 FOR UPS BLUE (+ 1.50 IF COD)

CIRCLE NO. 117 ON FREE INFORMATION CARD

**SCOTCH® QUALITY PLUS A FREE LIBRARY CASE AT A BUDGET PRICE!**



\$23.50

Double density, single sided, soft sectored diskettes with reinforced holes in a protective storage case for easy filing.

10 SCOTCH® Diskettes w/ protective case **\$23.50**

Protective Storage case only **\$2.00**

Send your order to: **FUTRA COMPANY, P.O. Box 4380, Dept. PE, Torrance, CA 90510**

For Mastercard and Visa orders call 1-800-421-5006 or 213-328-8951. Add \$1.50 handling per every 3 cases (or boxes of disks). Calif. residents add 6% (LA county 6.5%) sales tax. Continental USA orders only please.

CIRCLE NO. 118 ON FREE INFORMATION CARD

**STOP**

Wasting Money! We Have the World's Most Cost Effective Development System.



Send for Free Brochure

- Includes Hexkit 1.0, a powerful 100% machine code editor / debugger utility program that makes coding for 8-bit Micros a snap.
- Program from Commodore VIC-20 keyboard into built-in 4K ROM emulator
- Jumper to target ROM socket
- Test programs in circuit
- Built-in EPROM programmer and power supply
- Burns & runs EPROMs for the Commodore VIC-20, too
- Comprehensive manuals
- Fits EXPANSION PORT

**PROMQUEEN CARTRIDGE ONLY \$199**

**Gloucester Computer Bus Co.**  
6 Brooks Rd.  
Gloucester, MA 01930  
617-283-7719  
VISA AND MASTERCARD ACCEPTED

CIRCLE NO. 119 ON FREE INFORMATION CARD

**RAM**

For ATARI  
**48K RAM BOARD FOR THE 400**  
with Lifetime Warranty

- Highest quality available
- Reduces power consumption
- Reduces heat

**48K Board (400) \$175**

**32K Board (400/800) \$ 90**

**16K Board (800) \$ 60**

FREE SHIPPING ANYWHERE IN U.S.A.

**INTEC PERIPHERALS CORP**

906 E. Highland Ave.  
San Bernardino, CA 92404  
(714) 881-1533



ATARI 400, 800 are Trademarks of ATARI, Inc.

CIRCLE NO. 120 ON FREE INFORMATION CARD

**SINCLAIR ZX80/1 TIME X 1000**

I/O Board with our Real Time Clock/Calendar

Time	Month	Date	Year	Day of wk
23:59:59	12	31	99	7

- 8 Outputs capable of driving relays
- 8 TTL Compatible inputs
- Battery back up for clock
- All software included
- Feed through Sinclair Bus connector to allow normal expansion
- Output lines expandable through Multiplexing
- 5 volt regulator
- 90 day warranty.
- Future products used with I/O board
- Touch Tone™ encoder/decoder
- Speech and Sound synthesizer

Model	Description	price
310	I/O port with real time clock*	\$59.95
315	PC board and manual of #310	\$24.95
320	A to D and D to A converter*	\$47.95
325	PC board and manual of #320	\$19.95
330	Wireless control system (BSR™)	\$64.95
340	Solidstate 25amp sw. modules*	\$19.95
317	Clock IC and crystal (tested)	\$12.95
	Shipping and handling	\$3.95

\*Built and tested. Calif. residents add 6% tax. Mail order, check/money orders. Foreign orders in US money. Visa/Mastercard

**JK AUDIO**

P.O. Box 3295, Escondido, CA 92025-0580  
Info. (619) 741-5132

24 hour order line only **NATL 800-227-1617**  
Calif. Res. 800-772-3545 Ext. 367

CIRCLE NO. 121 ON FREE INFORMATION CARD

**POWER LINE PROBLEMS?**



**SPIKE-SPIKERS™... The Solution!**

Minimize equipment damaging spikes and conducted RF noise to or from sensitive equipment. Transient surge protection plus low pass RFI hash filtering. All units 120V 15A.



**DELUXE \$79.95**

Dual 5-stage filtered ckt's. 8 switch sockets main switch, fuse, light

**Kolgo Electronics Co., Inc.**  
65 84 Ruch Rd., Dept. C E  
Bethlehem, PA 18017

DEALERS INVITED

PA Res. Add 6% • COD add \$3.00 + Shipping

**MINI II \$44.95**

Wall Mount  
3-stage filter  
2 sockets

**QUAD II \$59.95**

Wall mount. Dual 3-stage filter  
4 sockets & light



Order Factory Direct  
**215-865-0006**

Out of State  
**800-523-9685**

CIRCLE NO. 122 ON FREE INFORMATION CARD

**SINCLAIR/TIMEX ZX81/TIMEX 1000**

**TouchaMatic™ Overlay**

\$9.95 plus \$1.50

Postage/Handling

Call or send for FREE Catalog.

**SIGNALMAN MODEM**

- Direct Connect
- 300 Baud
- Easy to use
- Accurate

\$89.95 Plus \$3.00 Postage/Handling.

**KOPAK Creations, Inc.**

Dept. CE1

448 W. 55th St.

New York, N.Y. 10019

(212) 757-8698

24 Hours MasterCard/Visa

CIRCLE NO. 123 ON FREE INFORMATION CARD





**LEO ELECTRONICS, INC.**  
8921 S. Sepulveda #208  
Los Angeles, CA 90045  
(213) 641-3101 (800) 421-2418

**WHY PAY MORE? SAVE MONEY!**  
**LOWEST PRICES ON PARTS!**

**EPROMS**

2708	3.00
2716	4.00
2716-1(350ns)	6.50
TMS 2716	6.00
2732	7.50
2532	8.00

**REGULATORS**

7805	.75
7812	.75
7815	.75
7905	.85
7912	.85
7915	.85

**RAMS**

4116(200ns)	8/13.00
4116(150ns)	8/16.00
2114(200ns)	8/18.00
4164(200ns)	8/54.00
4164(150ns)	8/56.00

**MICROPROCESSORS**

Z-80A-CPU	5.50
8080A	3.00
8085A	7.00

**TERMS:** Check, Visa, Mastercard. Call for C.O.D. U.S. Funds only. California Residents add 6.5% Tax.  
**SHIPPING:** Add \$2.00 for Ground \$5.00 for Air.  
**ALL MAJOR MANUFACTURERS**  
**ALL PARTS 100% GUARANTEED**

CIRCLE NO. 124 ON FREE INFORMATION CARD

**UV EPROM ERASER**

- Erases over 15 EPROMS - 15 minutes erase time
- Erases the 7700 series
- Intensity 12W5 "x" class #1
- Erases all UV EPROMS 2716, 2732, 2516, 2532, etc.

**\$49.95**



**INDUSTRIAL MODEL**  
DUV-18 / 2N  
**\$68.95**  
WITH TIMER AND SAFETY SWITCH  
DUV-18 / 2T  
**\$97.50**

**INTELLIGENT PROGRAMMER STAND ALONE**  
**RS-232**

★ **RELIABLE**  
★ **EASY COPY** (no external copy-in/copy-out needed)  
★ **COMPATIBLE**  
IBM PC, TRS-80, APPLE, CP/M, FLEX, TEXTRONICS, MDS  
**(MCS-48)**  
MICROPROGRAMMING  
PRICE INCLUDES PERSONALITY MODULE  
**\$489.00**

PROGRAMS: 2508, 2516, 2532, 2716, 27C16, 27C32, 2732A, 2750, 8748, 8749H, 8749H, 8749H  
OPTIONAL MODULES: 2564, 2764, 8755A, 8741  
★ **STAND ALONE CPU, OR COMPUTER CONTROL**  
★ **UP/DOWN LOADING BY MICROSOFT OR INTL HEX FORMAT**  
★ **MICROPROCESSOR BASED - 4 K INTERNAL RAM**  
★ **90 DAY PRICE & LABOR WARRANTY ON ALL PRODUCTS**


SOON TO BE RELEASED:  
**PR0MPRD-B 128K Version \$589.**  
**LOGICAL DEVICES INC.**  
781 W. OAKLAND PARK BLVD. • FT. LAUDERDALE, FL 33311  
Phone Orders (305) 776-5870 • Tel. # as of 1/11/1983 (305) 974-0967  
TWX: 510-955-9496

CIRCLE NO. 125 ON FREE INFORMATION CARD

**COMPUTERS**  
**Buy By Direct Mail**

**1-800-841-0860**

**Call For Your Discount Prices**



**MICRO MANAGEMENT SYSTEMS, INC.**

PARCEL DIVISION DEPT. NO. 12  
2803 Thomasville Rd. East  
Cairo, Georgia 31728  
**912-377-7120**

CIRCLE NO. 136 ON FREE INFORMATION CARD

**Votrax SC-01A**  
**SPEECH SYNTHESIZER**



**\$50. Each**  
**40 in 100's**

**Order in Ones or Thousands**

The SC-01A Speech Synthesizer is a completely self-contained solid state device. This single chip phonetically synthesizes continuous speech of unlimited vocabulary.

The SC-01A contains 64 different phonemes which are accessed by a 6-bit code. Computer interfaces and text-to-speech algorithms also available for product development. Largest U.S. Distributor Of Votrax Chips

Votrax is a trademark of Federal Screw Works

Call 1-800-645-3479, in N.Y. 1-516-374-6793

MICROMINT INC.  
917 Midway  
Woodmere, N.Y. 11598



Call for quantity pricing.



CIRCLE NO. 127 ON FREE INFORMATION CARD

**I WILL BEAT ANY COMPETITOR'S PRICE PROVIDED IT IS NOT BELOW MY COST. TRY TO BEAT THESE IC PRICES:**

**DYNAMIC RAM**

64K	200 ns	\$5.75
64K	150 ns	6.25
16K	150 ns	1.25

**EPROM**

2764	250 ns	\$10.00
2732	450 ns	4.15
2716	450 ns	3.43
2532	450 ns	4.94

**STATIC RAM**

6116P-3	150 ns	\$4.75
6116LP-3	150 ns	5.50
2114	200 ns	1.60

**Z80A FAMILY**

CPU, CTC, or PIO	\$ 3.50
DART	7.50
DMA or SIO0	13.50

MasterCard/VISA or UPS CASH COD

All Prime Parts  
**MICROPROCESSORS UNLIMITED**  
24,000 South Peoria Ave.  
BEGGS, OK 74421  
**(918) 267-4796**

Jan., 1983

Prices subject to change. Call for volume prices. Subject to available quantities. Shipping & Insurance extra.

CIRCLE NO. 128 ON FREE INFORMATION CARD

**ANNOUNCING...**

**An affordable, commercial-quality Signature Analyzer.**

Signature analysis is an exacting micro-processor troubleshooting tool. The #T1000 provides industry-compatible signatures at a third of the price.

The N.W.S. Inc. #T1000 will perform Signature Analysis on most microprocessor-based systems and projects. Stable signatures at up to 8 MHz, more than sufficient for all 8 and most 16 bit microprocessors.

Also available, *Implementing Signature Analysis*, a technical manual providing all the details necessary to implement Signature Analysis on any microprocessor-based design.

Manual provided with each #T1000, or available separately.


#T1000 ..... \$279.00  
Implementing S.A. .... \$10.00

**N.W.S. Inc.**

P.O. Box 62  
Westminster, MD 21157  
(301) 875-4054  
(301) 848-4828

Dealer inquiries invited.

CIRCLE NO. 129 ON FREE INFORMATION CARD



**CONTROL THE WORLD!**

A/D conversion, high current outputs, switch closure and logic inputs, BASIC language, RS-232 and cassette interfaces, and EPROM programmer are only some of the features of this family of single board computers. The lowest cost unit can control more than 2000 external devices. Programmed learning text, software, and other support available. Industrial, educational, and home uses. Prices start below \$150.

Octagon Systems Corporation  
5150 West 80th Avenue Suite B  
Westminster, CO 80020  
(303) 426-9780

**TIMEX SINCLAIR 1000 SOFTWARE**

ALSO COMPATIBLE WITH ZX81

**FREE CATALOGUE**

Fill out reader service card or write:

**ORBYTE SOFTWARE**

THE CREATIVE FORCE™

P.O. Box 948, Waterbury, CT 06720  
203-753-8308

CIRCLE NO. 131 ON FREE INFORMATION CARD



## ARBITRARY WAVEFORM GENERATOR ONLY \$345!

Generate any custom waveform with the Apple Computer.

- analog and digital outputs
- up to 20 volts p-p output
- 7 thru 10 MHz
- 64 words
- 18 channels
- Interval timer
- Delayed triggering
- Sequential triggers
- State and timing display
- 125 ns/pt. - 1 sec/pt
- up to 2048 points
- 8 bit resolution

Use the Apple Computer to capture and display digital data

## LOGIC ANALYZER • ONLY \$995.00!

PACIFIC MICROSYSTEMS INC.  
160 GATE 5 ROAD • SAUSALITO, CA 94965 (415) 331-2525

CIRCLE NO. 132 ON FREE INFORMATION CARD



## RADIO SHACK TRS-80's™

We offer Special Discounts, Free Shipping and a Toll Free Order Number

1-800-531-7466 TOLL FREE

## Pan American Electronics

Dept. P.E. - 1117 Conway Avenue  
Mission, Texas 78572  
(512) 587-2766 Telex 767339

CIRCLE NO. 133 ON FREE INFORMATION CARD

## SYNARO • SETTE

The Subscription Magazine for the Sinclair ZX-81/TS-1000 Microcomputers

Games, Educational, Business, Graphics Tutorial, 1K, 2K, 16K, Etc.

12 Mo. Issues — 6 Bi-Month CASSETTES  
AT LEAST 6 PROGRAMS EACH



\$39.50



Ill. Residents add \$2.07 tax  
outside USA add \$10.00

Ask for operator # 383  
24 Hr. Hot Line 800-543-1300

THE S & S COMPANY  
388 W. Lake Street, Dept. CE  
Addison, IL 60101  
(312) 628-8955

CIRCLE NO. 134 ON FREE INFORMATION CARD

## 'HOW TO WRITE SOFTWARE FOR PROFIT'

Software is emerging as America's next multi-billion dollar industry. Therefore, it is not surprising that a new breed of entrepreneur, born of high technology, has appeared on the scene to claim a share of the 'soft gold' which exists in today's lucrative software market. Many among these enterprising individuals are mere children; some of whom have barely reached their teens! HOW TO WRITE SOFTWARE FOR PROFIT will teach you how to prepare your original software to sell. In areas ranging from video game firmware to scientific and engineering analysis programs, the manual will instruct you how, when and where to market your software for profit. To order, send \$10.00 p.p.d., check or money order to:

SBJ Publications  
3124 S. Parker Road • Suite C292  
Aurora, Colorado 80014

CIRCLE NO. 135 ON FREE INFORMATION CARD

## TIMEX SINCLAIR 1000 SINCLAIR ZX81 SOFTWARE

CALL OR WRITE FOR FREE CATALOG

**SOFTSYNC, INC.**

14 E. 34th St. NY, NY 10016  
212-685-2080

CIRCLE NO. 136 ON FREE INFORMATION CARD

## SUPER SALE

EPROM's	1-7	8 up	50 up
2716 (5V, 450ns)	\$3.95	\$3.55	CALL
2732 (5V, 450ns)	7.49	6.55	CALL
2532 (5V, 450ns)	8.49	7.55	CALL
2764 (5V, 300ns)	19.95	CALL	CALL

### STATIC RAM

6116P-3 (150ns)	6.50	6.30	CALL
2114L-2 (200ns)	2.10	1.70	CALL

### DYNAMIC RAM

4164-2 (200ns)	7.90	7.49	CALL
(150ns also available) CALL			

### MISC

CPU Z80A	\$5.29 ea.
CDP-1854ACE (UART)	\$4.80 ea.
16K RAM Expansion Kit for TRS-80 Mod III	\$12.95/8



**SUNTRONICS CO., INC.**  
12621 CRENSHAW BOULEVARD  
HAWTHORNE, CALIFORNIA 90250

STORE HOURS: Mon-Fri: 9:00am to 6:30pm - Sat: 10am to 5pm  
IN CALIFORNIA OUTSIDE CALIFORNIA TOLL FREE  
(213) 644-1149 1-800-421-5775  
Min Order: \$10. P/H: \$2. Accept VISA, Mastercard, Check or M.O.

## TRS-80 COMPUTERS

Model II 64k	\$3288
Model III 16k	\$825
Model III 48k 2 Drives RS232	\$2069
Color Computer 4k Level I	\$308
Color Computer 16k Extended Basic	\$459

### EPSON Printers SCALL

All printers and accessories in stock.

### Discount Prices

on full line of Radio Shack & TCS Custom Computers and Accessories. Call for catalog

### Texas Computer Systems

P.O. Box 1327 Arlington, Texas 76004-1327

TOLL FREE 800-433-5184

Texas Residents 817-274-5625

PAYMENT: Money order, cashier's check or certified check. Prices reflect 3% cash discount. Call for VISA and Mastercard prices.

CIRCLE NO. 137 ON FREE INFORMATION CARD

## ★MICROCOMPUTER★ BUSINESS SOFTWARE

MEDICAL MGMT...  
DENTAL MGMT...  
INSURANCE AGENT  
LEGAL BILLING....  
PROPERTY MGMT..  
AND MUCH MORE !

### UNIVAIR INTERNATIONAL

9024 St. Charles Rock Road  
ST. LOUIS, MISSOURI U.S.A. 63114

(314) 426-1099

CIRCLE NO. 138 ON FREE INFORMATION CARD

### EDGE CARD CONNECTORS

S-100		APPLE BUS	
QTY	WIREWRAP	QTY	WIREWRAP
1 to 9 Pieces	\$6.25	1 to 9 Pieces	\$3.85
10 to 49 Pieces	5.82	10 to 49 Pieces	3.60
50 to 99 Pieces	5.45	50 to 99 Pieces	3.35
100 to 249 Pieces	4.95	100 to 249 Pieces	2.80

WESTLAND ELECTRONICS has a complete line of Texas Instruments Edge Card Connectors

### MEMORY

4116	300 ns	8/\$12.95 each
4116	250 ns	8/\$13.95
4116	200 ns	8/\$15.95
4116	150 ns	8/\$17.95
6116	P3 2K X 8 CMOS RAM	\$ 7.25
2716	2K X 8 EPROM	\$ 4.49
2732	4K X 8 EPROM	\$ 6.95
2764	HK X 8	\$18.00

SC-01 VOICE SYNTHESIZER CHIP \$55.00  
WESTLAND ELECTRONICS now stocks all standard values of 1% metal film resistors from 10 OHMS to 1 MEG OHMS

SEND FOR A COMPLETE CATALOG CALL OR WRITE:

WESTLAND ELECTRONICS

37387 FORD ROAD

WESTLAND, MI. 48185

313-728-0650 in Michigan

1-800-521-0664 outside Michigan

CIRCLE NO. 139 ON FREE INFORMATION CARD



# COMPUTER CASSETTES



**BASF  
-DPS**

THE WORLD'S FINEST  
Data media for all microcomputers.  
Used nationwide by software manufacturers, hobbyists, schools and businesses. Premium 5-screw shell with leader fits all standard recorders.

ITEM	1 DOZ.	2 DOZ.
C-05	7.50	13.50
C-10	8.00	14.40
C-20	10.00	18.00
Hard Box	2.50	4.00

Send for free brochure. Ask for quantity discounts. Calif. residents add sales tax. SHIPPING HANDLING (UPS) 1 doz. \$2. 2 doz. \$3.50 3 doz. \$4.50 ea. additional doz. \$ .50. For parcel post instead of UPS add \$1. Outside Continental USA, add \$2.

FOR IMMEDIATE SHIPMENT USE YOUR VISA OR MASTERCARD CALL 213/710-1430

**YORK 10™ Computerware**

24573 Kittridge St., P I Canoga Park, CA 91307

CIRCLE NO. 140 ON FREE INFORMATION CARD

# NEW COMPUTER MART FORMAT 2" x 3"

PICTURE YOUR AD HERE!

NEXT CLOSING DATE:  
FEB 1

# FREE CATALOG!

Just let us know and we'll mail you a FREE *Creative Computing* Catalog—16 pages filled with books, buyer's guides, magazines, and more!

To get your FREE catalog, write to: *Creative Computing* Catalog, Dept. NA9X, 39 East Hanover Ave., Morris Plains, NJ 07950.

# Computers & Electronics Marketplace

**CLASSIFIED RATES:** Per Word, 15 Word Minimum. **COMMERCIAL:** \$4.00. **PERSONAL:** \$2.30. **EXPAND-AD\*:** \$6.00. Ads set in all bold type @ 20% premium. Ads set with background screen @ 25% premium. **DISPLAY:** 1" x 2 1/4", \$485.00. 2" x 2 1/4", \$970.00. 3" x 2 1/4", \$1,450.00. **GENERAL INFORMATION:** Frequency rates and prepayment discounts available. Payment must accompany order except credit card—Am. Ex., Diners, MC, VISA (include exp. date)—or accredited ad agency insertions. Copy subject to publisher's approval; must be typewritten or printed. First word set in caps. Advertisers using P.O. Boxes MUST supply permanent address and telephone number. Orders not acknowledged. They will appear in next available issue after receipt. Closing date: 1st of the 2nd month preceding cover date (e.g., Mar. issue closes Jan. 1). Send order & remittance to: Classified Advertising, **COMPUTERS & ELECTRONICS** Magazine, 1 Park Avenue, New York, NY 10016. Direct inquiries to Rose Lynch, (212) 725-7686.

## FOR SALE

GOVERNMENT and industrial surplus receivers, transmitters, snooperscopes, electronic parts. Picture Catalog 25 cents. Meshna, Nahant, Mass. 01908.

ELECTRONIC PARTS, semiconductors, kits. FREE FLYER. Large catalog \$1.00 deposit. BIGELOW ELECTRONICS, Bluffton, Ohio 45817.

SAVE UP TO 50% on name brand test equipment. Free catalog and price list. Salen Electronics, Box 82, Skokie, IL 60077.

BUILD AND SAVE. TV EARTH STATION. DETECTIVE ELECTRONICS. Video Recorders, Color Cameras, advanced Telephone Projects. BROADCAST Electronics. 50 page color catalog of unusual electronic projects AIR MAILED \$3.00; with 3 hour audio cassette dramatization of our catalog \$5.00. Don Britton Enterprises, PO Drawer G, Waikiki, Hawaii 96815.

POLICE/FIRE SCANNERS, crystals, antennas, CBs, Radar Detectors. HPR, Box 19224, Denver, CO 80219.

RECONDITIONED TEST EQUIPMENT \$1.00 for catalog. WALTER'S TEST EQUIPMENT, 2697 Nickel, San Pablo, CA 94806. (415) 724-0587.

ELECTRONIC PARTS. Stamp for flyer, \$1.00 deposit + catalog. DAYTAPRO ELECTRONICS, 3029 N. Wilshire, Arlington Hts., IL 60004.

ELECTRONIC CATALOG. Over 4,500 items. Parts, & components. Everything needed by the hobbyist or technician. \$2.00 postage & handling (United States Only), refundable with first \$15.00 order. T & M Electronics, 472 East Main St., Patchogue, NY 11772. (516) 289-2520.

PRINTED CIRCUIT BOARDS, your artwork. Quick delivery. Reasonable. Atlas Circuits, Box 892, Lincolnton, NC 28092. (704) 735-3943.

SATELLITE TELEVISION... HOWARD/COLEMAN boards to build your own receiver. For more information write... ROBERT COLEMAN, Rt. 3, Box 58-APE, Travelers Rest, S.C. 29690.

SATELLITE TELEVISION INFORMATION \$4. Build or buy your Earth Station. Satellite Television, RD 3, Oxford, NY 13830.

SOUND SYNTHESIZER KITS—Surt \$19.95, Wind \$19.95, Wind Chimes \$24.95. Musical Accessories, many more. Catalog free. PAIA Electronics, Box J14359, Oklahoma City, OK 73114.

### Telephone Listening Device

Record telephone conversations in your office or home. Connects between any cassette or tape recorder and your telephone or telephone LINE. Starts automatically when phone is answered. Records both sides of phone conversation. Stops recorder when phone is hung up. This device is not an answering service.

Each \$19.95  
Qty. Disc Avail.

### Super Powerful Wireless Mic

10 times more powerful than other mics. Transmits up to 1/4 mile to any FM radio. Easy to assemble kit. 15V battery (not incl.)  
Call (305) 725-1000 or send \$19.95 + \$1.00 shipping per item to USI Corp., P.O. Box CE-2052, Melbourne, FL 32901. COD's accept. For catalog of transmitters, voice scramblers and other specialty items, enclose \$2.00 to USI Corp.

## SAVE UP TO 85%

### GOV'T SURPLUS and NEW EQUIP'T

Blower/Fan  
100-CFM  
115-VAC  
LIST OVER \$24.00  
**\$8.79**  
F.O.B. Lincoln

Powerful  
Battery  
Motor  
BRAND NEW

(13 lbs.)  
Normal Retail Over \$100.00 F.O.B. Lincoln  
**\$34.95**

\* (ITEM #16-940) - Use for intake, exhaust, cool electronic gear. 4" diam. blade, mounts in 6-1/2" diam. opening. 4-1/4" deep. (2-1/2 lbs.)

\* (ITEM #1066) - High torque, 1/2-HP, 12 to 36-VDC, 1200 to 3600-RPM. Motorize bikes, make small electric cars, drive pumps, compressors. Shaft 3/4" diam. Overall lgh. 9"

\* Many other motors shown in our catalog. Write for it!

100-Page Catalog  
Send 60 Cents  
COIN or STAMPS  
100's of BARGAINS

**SURPLUS CENTER PE-023** Lincoln, Ne. 68501  
(402) 474-4366

### SATELLITE TV

#### FANTASTIC 80 TV CHANNELS

New antenna construction plans plus big 8 x 11 book loaded with aiming info, kits, LNAs and receivers at wholesale prices. Far better than cable TV! Enjoy crystal clear reception. Send \$9.95 today. Add \$2.00 for 1st class (air mail) or call our 24 hr. COD order line (305) 862-5068 Now.

Global TV Electronics, P.O. Box 219-E, Maitland, FL 32751

CABLE TV CONVERTERS & EQUIPMENT. Plans and parts. Build or buy. For more information send \$2.00: C & D ELECTRONICS INC., P.O. Box 21, Jenison, MI 49428.

### Satellite Earth Station

Complete systems from \$1,899.00  
Call or write for our latest brochure.

#### TENNESSEE ELECTRONICS

P.O. Box 181108  
Memphis, TN 38118  
(901) 795-4504

### SATELLITE TV

• SYSTEMS • COMPONENTS • LNA's •  
• ANTENNAS • RECEIVERS •  
WE CAN HELP YOU!

#### HIGH FRONTIER

2230 E. Indian School Rd., Phoenix, AZ 85016  
(602) 954-6008

### ANTI GRAVITY

**ELECTRONIC LEVITATION**  
No moving parts, magnets, gases or exotic fuels. BUILD FLYING MODELS. Plans, schematics, diagrams, performance charts & more in PRIMER VOL. 105 pgs 8 x 10 mm \$20 ppd. GUARANTEED! VISA MC add \$5. FOREIGN ADD \$10. SAUCER TECHNOLOGY, Box 132-M, Eureka Springs, Ark. 72632



**TELETYPE EQUIPMENT:** Copy Military, Press, Weather, Amateur, Commercial Transmissions. Catalog \$1.00. **WEATHER-MAP RECORDERS:** Copy Satellite Photographs, National-Local Weather Maps. Learn How! \$1.00. Atlantic Sales, 3730 Nautilus Ave., Brooklyn, NY 11224. Phone: (212) 372-0349.

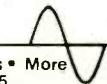
**MICRO TOPOLOGY EXPOSED!** Discover the incredible detail of a microprocessor chip enlarged over 20,000 times into a large full color poster. See how an LSI circuit, the 6502 CPU, is built. Poster only \$4.50 with free 6502 fact sheet. **OMICRON DIGITAL SYSTEMS LTD.,** Box 3055-PE, Falls Church, VA 22043.

**ELECTRONICS WALL CHART  
A VISUAL TOOL**

- Design your own projects
- Analyze & Repair Circuits
- AC/DC Theory • Power Supplies • More
- 3 Colors • Easy to read • 23 x 35

Shipped in sturdy tube \$9.95 + \$1.00 postage

**ELECTRONICS REFERENCE INC.,  
P.O. BOX 312, BKLYN., N.Y. 11214**



**SAVE!!! (KITS) 2.5 GHZ Downconverter \$29.95, P/S less Transformer \$15.00. Plans \$7.50. Hoptronix, Box 402183, Garland, TX 75040.**

**SHORTWAVE AND SCANNER LISTENERS**

Tune in spies, smugglers, secret satellites, undercover agents, pirate stations, foreign broadcasts. Choose the proper equipment to hear more, hear farther... Discover listening excitement beyond your dreams by reading **MONITORING TIMES**, respected authority on monitoring. For your **FREE SAMPLE** call toll-free **TODAY!** 1-800-438-8155 or 1-704-837-2216, or write:

**GROVE ENTERPRISES**  
Dept. A, 140 Dog Branch Road  
Brasstown, NC 28902

**TELEPHONES AND ACCESSORIES.** FCC registered. Send 20¢ stamp for catalog. **UNIQUE COMMUNICATIONS, 6335 S.R. 97 Galion, Ohio 44833.**

**CABLE TV  
CONVERTERS  
DESCRAMBLERS**

*BUY DIRECT & SAVE*

**36 CHANNEL  
REMOTE CONTROL  
CABLE CONVERTER**  
\$88.00



**AMATEUR MICROWAVE  
ANTENNA**

- 26 DB Gain
- Advanced Down Converter
- Complete-Ready to Install!

\$119.00



**LINDSEY JET I WIRELESS  
THE ULTIMATE CABLE TV CONVERTER**

**58 CHANNEL INFRARED  
REMOTE CONTROL  
COMPLETELY  
PROGRAMMABLE**  
\$188.00

Send \$1 for Complete Catalog  
VISA • MASTERCARD • COD



**DIRECT VIDEO SALES**  
P.O. BOX 1329  
JEFFERSONVILLE, INDIANA 47130

**CALL TOLL FREE  
1-800-626-5533**

**MICROWAVE TELEVISION "DOWNCONVERTERS."** Exclusive new five stage design. Easily assembled. Catalogue: \$2.00 (refundable). **NDS, Box 12652-E, Dallas, 75225.**

**LOUDSPEAKERS!** Electro-Voice raw components ready to ship with competitive prices. **FREE catalog. SONIX CO., Box 58-CE, Indian Head, MD 20640. (301) 753-6432.**

**OVER 200 PROJECTS AND KITS.** Send stamp for list, **MATCO-ELECTRONICS, Box 316P, Cadillac, MI 49601.**

**POLICE CODE UNSCRAMBLERS,** lets you hear the coded messages of Police, Fire and Medical channels; magnetic mobile scanner antennas and other scanner accessories, satisfaction guaranteed. **DNE Inc., Rt. 7, Box 257-A, Hot Springs, AR 71901. (501) 623-6027.**

**REPAIR ATARI GAMES AT HOME**

Complete repair course on 3 hour video tape (Beta or VHS) plus schematics and technical literature enables you to start earning money right away. All popular repair parts in stock for immediate shipment. \$1.00 for parts/price list and additional information refundable with order. Exclusive National Distributor.

**ELECTRONICS WAREHOUSE CORP.**  
1910 Coney Island Avenue  
Brooklyn, N.Y. 11230 (212) 375-2700

**HOME MICROWAVE RECEIVER—2.0-2.6 GHz** with 20" solid Parabolic dish and 40DB gain power supply in wood cabinet, complete system with cables — \$149.00. Send Money order only to: **D.F.E., 414 North State College Blvd., Suite C-173, Anaheim, CA 92806. 6 month warranty. DEALER INQUIRIES WELCOME!!!**

**FREE FLYER 99 cent kits. Parts. Bargains Galore! ALLKIT, 434 West 4th St., West Islip, New York 11795.**

**TRANSISTORS, IC's, RF Power, LED's and Sanyo rechargeable batteries.** For best buys plus service call **TOLL FREE 800-458-6053. PA call 800-672-7100. MC/VISA honored. Savings. Service. Quality. At: B&D we do it better. B&D ENTERPRISES, Box 305, Kane, PA 16735.**

**TUBES.** Large selection. Unused, in original cartons. **SASE** brings list. **Fala Electronics, Box 04134-9, Milwaukee, WI 53204.**

**RESISTORS, 1/4W 1/2W 5% C.F., 3¢ ea., 1% Metallfilms. NO MINIMUMS.** Quantity Discounts. Write: **JR INDUSTRIES, 5834-A Swancreek, Toledo, OH 43614.**


Call or Send for Free **SINTEC**  
**ELECTRONIC PARTS CATALOG**

Thousands of Quality Components  
No Mail Order - Seconds!  
Call Toll Free **800-526-5960**  
NJ Residents call 201-996-4093  
Sintec, Drawer Q, Milford, NJ 08848

**FAST, DEPENDABLE MAIL-ORDER!** Prime semiconductors, parts, accessories. Free 54 page catalog. **The Parts Store, Dept. 180, 999 44th St., Marion, IA 52302.**

**GUARANTEED SAVINGS.** I.C.'s, Rams, E-Proms. Cheapest possible prices. Send \$1.00 for list. \$5.00 **REFUNDABLE.** **Clement Associates, 6000 Etiwanda Ave., No. 215, Tarzana, CA 91356.**

**SPEAKER KITS.**



From the worlds oldest and largest speaker kit manufacturer, **SPEAKERLAB.** Save up to 30% on the speaker designs critics rave about. From tiny bookshelf speakers to slender, floor-standing models to massive folded corner horns. **PLUS** the latest in state-of-the-art car speakers. All in **Speakerlab's 1983 catalog.** Send for it today. (Allow 4 - 6 weeks for delivery. Send \$1.25 for faster, first class postage.)

**speakerlab**

Dept. CE32, 735 N. Northlake Way  
Seattle, Washington 98103

**LOW NOISE AMP**

Check or Money Order  
Call residents add 6% tax. **\$495.**

110°K noise temp. The LNA used in commercial satellite earth stations. Immediate delivery. Military quality 12 month guarantee. Factory repair service.

**MICROWAVE SUPPLY CENTER**  
8223 Manchester, Playa Del Rey CA 90291

**DIGITAL TAPE DRIVES, BRAEMAR CM600,** original boxes. \$132.00. **SPACE AGE TECHNOLOGY, Box 30, South Bend, Indiana 46624.**

**CRYSTAL TUBE EXPERIMENTER'S CATALOG — \$1.00.** None Free. Kits, supplies, obsolete tubes. **Laboratories, 1477-L, Garden Grove, CA 92642.**

**NEW UHF CONVERTERS** and Cable units Sound out TV CH3 antenna connections Model A Gated. Pulse Suppressed. Model B Computerized Addressable. Model C Cable computerized Addressable. Send \$2. for information: **J&D Engineering, P.O. Box 469, Boston, MA 02186. 1-617-837-8431.**

**Home Satellite Receiver**

**Special Offer**  
**\$1,995 Complete**

**PCM**

Power Consultants Microwave  
88 Woodberry Road • Little Rock, Arkansas 72212



**ELECTRONICS-VISUALIZER®** wall chart. A course in Basic Electronics. \$9.95 + \$1.00 postage. **Electronics Reference Inc., Dept. B, P.O. Box 312, Bklyn, NY 11214.**

**RELIABLE MICROWAVE TV ANTENNAS**  
**2.1 to 2.6 GHz**  
**Frequency Range**  
**34db System Gain (or Greater)**

Complete System (pictured) \$149.95  
Down Converter Probe Style (Assembled & Tested) \$ 64.95  
Power Supply (12V to 16V DC+) (Assembled & Tested) \$ 59.95

**PETERSON ELECTRONICS**  
4558 Auburn Blvd  
Sacramento, CA 95841  
(916) 486-9071

**SPECIAL QUANTITY PRICING**  
Dealers Wanted - COO'S

**1 YEAR WARRANTY PARTS & LABOR**





**SEE THE WEATHER AND SAVE \$1,000!**

A leading manufacturer of commercial weather chart recorders has developed a facsimile Weather Chart Recorder Kit for use by hobbyists, amateurs, pilots, and educators.

All you need is a stable HF general-coverage receiver to tune in weather facsimile frequencies—your recorder will print out accurate weather charts. Major components in this easy-to-build kit are pre-assembled and tested. And the recorder is backed by a limited warranty against defects. Special kit price is \$995. Add \$5 for shipping and handling in the U.S. and Canada. (For Massachusetts delivery, add \$49.75 sales tax.) MasterCard and Visa accepted.

Call or write for more information.

**ALDEN ELECTRONICS**  
Washington Street, Westborough, MA 01581  
(617) 366-8851



**HOW TO BUILD A SATELLITE TV LNA OR DOWNCONVERTER!** Save Hundreds! Free Information! **XANDI, Box 25647, Dept. 22G, Tempe, AZ 85282.**

**SATELLITE ANTENNA BUILD OR BUY** from \$160. Approved leading Electronics magazine. **Prototype Engineers, Box 1812, Deming, NM 88030.**

**FREE ELECTRONICS CATALOG:** 2716 Eproms-\$3.97 ea; 100 assorted resistors-\$1.97; 100 assorted caps-\$2.97; 20 assorted 74 & 74LS ICs-\$4.97. Much More. **RamPart, Room 301, Box 988, Evergreen, CO 80439.**

**MICRO CHIP POSTER!** See braincell of Apple, Atari, Vic, Pet. Incredible color blowup, \$4.50 prepaid. **OMICRON, Box 3055-PE, Falls Church, VA 22043.**

**MICROWAVE ANTENNA SYSTEM-2GHz,** guaranteed; \$59.95. 24 hr. shipping. **C.O.D.'s. Nevada Satellite Corporation, (702) 367-0333.**

**RESISTORS, 1/4W 5% C.F., 1-9/type \$0.03, 10/type \$0.025, 100/type \$0.015, 500/type \$0.013, 1000/type \$0.011.** Quantity discount. **Presto Enterprise, Box 9060, San Jose, CA 95157.**

**DAISY WHEEL PRINTERS.** High Speed Diablo Hytype Printer with Serial or Centronics Interface, 132 Column, friction feed, 2,000 character print buffer. Supports Bi-directional, Bold, Underline, Strike-through, Subscripts, Super-scripts, True Proportional Spacing, Graphics on 1/120 inch, Tab Stops, Communications Commands, Self Tests. Includes metal daisywheel, ribbon, power supply and warranty. \$795 Limited quantity. **ADCOCK & JOHNSON (817) 429-5131.**

**COMPUTER EQUIPMENT/PARTS**

**SAVE 90% Build Your own Minicomputer.** Free Details. **Digatek, 2723 West Butler Dr., Suite 20C, Phoenix, AZ 85021.**

**PLUGS-INS AND ADD-ONS FOR THE IBM PERSONAL COMPUTER.** Available in kit form as well as assembled. Build it yourself and save. Free information. **Compatible Computer Corp., Dept CE 9, Box 51102, Seattle, WA 98115.**

**ZENITH ZVM/1Z1, 12" diagonal green screen \$105. TIMEX/SINCLAIR 1000, \$89.95. MICROCOMPUTER RESOURCES, 33576 Orange Lawn, Livonia, Michigan 48150. (313) 522-6151.**

**MICROPROCESSOR CRYSTALS,** wide range of frequencies. Example: 4mhz \$2.00 each. Write: **Sigmatex, 327 Clarkin Court, Walnut Creek, CA 94598.**



**APPLE BUILDERS**—Send stamp for our flyer of Apple parts. IC sets, ROM sets, connectors, Shugart drive to Apple modification kits etc. Electrovalue Industrial Inc., Box 157-P, Morris Plains, NJ 07950.

**TIMEX/SINCLAIR:** Hardware, Software, books. Large CATALOGUE, \$1.00, REFUNDABLE. Allico Products, Box 43074, Detroit, Michigan 48243-0074.

**DIRECT VIDEO FOR SINCLAIR ZX-81** \$9.95. 12" B&W video monitor \$98.45. RANDOM ACCESS, Box 41770C, Phoenix, AZ 85080.

**COMPUTER SOFTWARE**

**SINCLAIR ZX81/TS-1000/TRS-80 COLOR COMPUTER PROGRAMS.** Wide selection/High quality. Catalog \$1.00. Zeta Software, Box 3522, Greenville, SC 29608.

**DISCOUNT SOFTWARE**—Available for Apple, TRS-80 and TI 99/4 Personal Computers. Professional applications for the doctor, dentist, attorney, school administrator, teacher, contractor and general office personnel. Catalog, \$1.00. Creative Discount Software, 256 S. Robertson Blvd., Suite 2156, Beverly Hills, CA 90211.

**THE CRITICAL CONNECTION!** Now you can buy an inexpensive ATARI-400, and have it use the disk drives, printer and keyboard on your CP/M computer. Complete package \$147.00. DEALER INQUIRIES WELCOME. USS ENTERPRISES, 6708 Landerwood Lane, San Jose, CA 95120, (408) 997-0264.

**TAX PROGRAM** to assist you in organizing/preparing an accurate return. 1040 Schedule A-B on 16K Cassette. For Timex-Sinclair, Texas Instruments, Commodore, Apple, Tandy (Color, II/III). Bonus 1983 H&R Block Tax Workbook (\$5.95 value) included. Tax deductible, \$29.75. Specify machine. Eugene Bock, Associates, 135 Heartwood Dr., Lansdale, PA 19446, (215) 362-5082.

**\*APPLE-II\*VIC-20\*PET\*CBM\*RCA\*ATARI-400/800\*** Programs for above, send 50¢ pst&hdg for Catalog to: DATRON, 1191E. 3150N, Ogden, UT 84404.

**ZX-81 & TS1000 Newsletter:** Free Software-Hardware articles and more! Z-WEST, Box 2411, Vista, CA 92083.

**KAYPRO 2 SOFTWARE** from any 8 inch disk to quality 5 inch format disk for just \$10 including postage. Have copies ready of all 85 volumes of famous user group on Kaypro 2 format \$10 each. Send \$2 for list. Sheephead Software, P.O. Box 486, Boonville, CA 94515.

**KROK—The great Sinclair/Timex game available only from Brown Cottage Industries.** \$8.85 by check. 5486 Bright Hawk Court, Columbia, MD 21045.

**VIC-20 AND SINCLAIR SOFTWARE** under \$12.00. Send for information—TOPWARE, Box 92, Princeton, IL 61356.

**SINCLAIR, TIMEX-SEND \$3.00** for p/h. Receive Software/Hardware/Schematic information on 16K RAM, input/output (remote control), keyboard beep, mail list, 30 1K programs, 80/81 software conversion and more. Santa Fe, 2342 S. Dundee Ct., Highland, MI 48031.

**FREE GAMES** for the TI99/4A. Buy 1 for \$8, get another free. Choose from BlackJack, Checkers, Lunar Lander, SpaceWar. All 4 for \$15. TEXware Associates, 350 First North St., Wellington, IL 60973.

**VIC 20: One Maze Chase, four number games, one adventure/cassette.** All \$21.95. M. Pascall Software, Box 1143, Dept. CE, Santee, CA 92071.

**VIC-20 USERS GROUP,** receive newsletter, programs, discounts and more. Send SASE for information. P.O. Box 459, Dept 7, Ladson, South Carolina 29456.

**ATTN: VIC 20 OWNERS!** Draw Poker on cassette. Others soon. Only \$9.95 satisfaction guaranteed. TWILIGHT ENTERPRISES, P.O. Box 1958, Camp Verde, AZ 86322.

**COMPUTER PUBLICATIONS**

**COMPUCOLOR/INTECOLOR** — Basic/Graphic Books, Disks. Write/call for information. CHARLES PUBLISHING, 130 Sherwood Drive, Dept CE, Hilton, New York 14468, (716) 392-8152.

**AMATEUR RADIO**

**RADIO AMATEUR CALLBOOKS:** 1983 Directories of Radio Amateurs around the world. U.S. Callbook \$23.00; Foreign Callbook \$22.00, shipping included. See your Dealer or write for FREE catalog. RADIO AMATEUR CALLBOOK, Dept CE, 925 Sherwood Dr., Lake Bluff, IL 60044.

**CALL AND ORDER NOW. SPECIALS:** Yaesu FT-102, \$999.; Kenwood TS-530S, \$600. DISCOUNTS! DISCOUNTS on many more! Fast shipping. MADISON ELECTRONICS, Houston, TX call: (713) 658-0268.

**VIDEOSCAN 1000 Slow Scan TV** — HIGH RESOLUTION (amateur, phone line, monitoring, teleconferencing). CODE\*STAR — DECODE Morse, RTTY, ASCII. LARGE LEDs or connect computer/printer. MORSE-A-KEYER—CW Keyboard. TRI-VOLTAGE POWER SUPPLY. Kits/Assembled. FREE brochures. MICROCRAFT CORPORATION, Box 513-PE, Thiensville, WI 53092. (414) 241-8144.

**NO SALES TAX IN MONTANA!** The New ICOM IC-R70 general coverage commercial grade receiver; List \$749. Cash \$649. Trades welcome. Catalog \$1. CONLEY RADIO, 318-P N. 16th, Billings, MT 59101. (406) 259-9554.

**TIMEX/SINCLAIR**

**16K (ZX81), Dominos plus new games.** Free brochure. \$9.95 cassette, check/M.O.: JPR SOFTWARE, Box 4155, Winter Park, Florida 32793.

**C.B. EQUIPMENT**

**IMPROVE CB PERFORMANCE!** Modification hardware, books plans, Catalog \$2. CBC INTERNATIONAL, Box 31500PE, Phoenix, AZ 85046.

**CABLE TV**

**PLANS AND KITS**

**GIANT SCREEN TV** projection system converts any television into 7-foot picture. Lens & instructions \$14.95. (Dealers welcome). Bell Video, 4616 Belair Rd., Baltimore, MD 21206.

**TELEVISION TO OSCILLOSCOPE CONVERSION KIT,** \$19.00. As featured in September, 1982 POPULAR ELECTRONICS. Microgrid, Box 613B, Ithaca, NY 14850.

**TTL/CMOS LOGIC PROBE** with pulse detector. Plans \$6.00. Mosley, 109 Rosford, White Sands, NM 88002.

**FREE PHONE CALLS MADE** by users of this electronic device. Complete report and plans sold for information, Education only. \$7.50. DISTRIBUTORS MART, Box 333, Modena, NY 12548.

**TESLA COIL—40" SPARKS!** Plans \$7.50. Information 75 cents. Huntington Electronics, Box 2009-P, Huntington, Conn. 06484.

**"PROFESSIONAL" GIANT SCREEN PROJECTION TV** — "Don't be fooled with cheap imitations!" "Build the best!" Use EXACT SAME TYPE LENSES and SCREENS utilized by Sony, Zenith, Pioneer, and Magnavox! Simple construction! Profitable! Illustrated information and complete parts catalog \$2.00. Money back guarantee! POLI-VISION, 168-F Dunmore St., Throop, PA 18512.

**PROJECTION TV...** Convert your TV to project 7 Foot picture... Results equal to \$2,500 projector... Total cost less than \$20.00. PLANS & LENS \$17.50. Illustrated information FREE. Microcomf, Washington Crossing, Pennsylvania 18977. Credit card orders 24 hours. 215-736-3979.

**ALARMS**

**SECURITY ALARMS.** Recession proof EMPLOYMENT AND BUSINESS opportunities. Information \$1. SECURITY ELECTRONICS INTERNATIONAL, P.O. Box 1456-A, Grand Rapids, Michigan 49501.

**BETTER EQUIPMENT,** Longer Guarantee. You'll save! Catalog 50¢, refundable. AAS, 414A Lorna Square, B'ham, AL 35216.

**ENTIRE HOME PROTECTION UNDER \$60.** How to build your own burglar alarm. \$4. TRK Industries, Box 2976, Kalamazoo, MI 49003-2976.

**HIGH FIDELITY**

**DIAMOND NEEDLES and STEREO CARTRIDGES at DISCOUNT PRICES** for SHURE, PICKERING, STANTON, EMPIRE, GRADO, AUDIO TECHNICA, ORTOFON, ADC, SONUS and Dynavector. Send S.A.S.E. free catalog. LYLE CARTRIDGES, Dept. P, Box 69, Brooklyn, NY 11218. For fast COD service Toll Free 800-221-0906. N.Y. State (212) 871-3303. 9AM-8PM except Sunday.

**WANTED**

**GOLD, Silver, Platinum, Mercury, Tantalum** wanted. Highest prices paid by refinery. Ores assayed. Free circular. Mercury Terminal, Box 191, Norwood, MA 02062.

**TUBES**

**TUBES: "Oldies",** Latest. Supplies, components, schematics. Catalog Free (stamp appreciated). Steinmetz, 7519-PE Maplewood, Hammond, Ind. 46324.

**HUGE INVENTORY!** Thousands of types. Wholesale prices. FREE CATALOG! ETCO Electronics, DEPT. 290, Plattsburgh, NY 12901.

**PERSONALS**

**MAKE FRIENDS WORLDWIDE** through international correspondence, illustrated brochure free. Hermes-Verlag, Box 110660Z, D-1000 Berlin 11, W. Germany.

**CORRESPONDENCE FOR FRIENDSHIP IN PHILIPPINES, MALAYSIA.** Free information. AAWS-(PE), Box 2777, Orcutt, California 93455-0777.

**PENFRIENDS—ENGLAND—USA,** through correspondence. Send age, interests. Free reply. Harmony, Box 89PE, Brooklyn, New York, 11235.

**UNIVERSITY DEGREES BY MAIL!** Bachelors, Masters, Ph.D.'s ... Free revealing details, Counseling, Box 317-EP02, Tustin, California 92680.

**UNIVERSITY DEGREES BY SPECIAL EVALUATION** of existing credits and Job experience. Fast, inexpensive. Call (614) 863-1791. Or write: EVALUATION; Box 13151-X2, Columbus, Ohio 43213.

**SCANDINAVIAN LADIES,** sincere, seek correspondence for friendship. Details—Send stamp: Scannaclub, Box 4-(CE), Pitsford, NY 14534.

**VITAMINS DIRECT FROM MANUFACTURER,** 14 years quality service, unbelievable savings. FREE Catalog. LIFE CYCLE VITAMINS, 6354 Van Nuys Blvd., Dept 136CE, Van Nuys, CA 91401.

..... CLASSIFIED ADVERTISING ORDER FORM .....

1	2	3	4	5
6	7	8	9	10
11	12	13	14	15 (MINIMUM)
16	17	18	19	20
21	22	23	24	25
26	27	28	29	30

Please refer to heading on first page of this section for ad placement information

**COMMERCIAL: \$4.00. PERSONAL: \$2.30. EXPAND-AD\*: \$6.00.**

# OF WORDS \_\_\_\_\_ # OF INSERTIONS \_\_\_\_\_

PAYMENT ENCLOSED \$ \_\_\_\_\_

CHARGE: You will be billed monthly.  American Express  Diners  Visa  MasterCard-Interbank # \_\_\_\_\_

Account # \_\_\_\_\_ Exp Date \_\_\_\_\_

SIGNATURE \_\_\_\_\_

PRINT NAME \_\_\_\_\_

ADDRESS \_\_\_\_\_

CITY \_\_\_\_\_ STATE \_\_\_\_\_ ZIP \_\_\_\_\_

CE-283



ORIENTAL SINGLES seeking cultural exchange, friendship, sharing, marriage. Write: CHERRY BLOSSOMS, Box 1021P, Honokaa, Hawaii 96727.

BEAUTIFUL PHILIPPINE ladies seek nice friendship, correspondence! Photos, information, free! Transcor-B Box 2321, Mania, Philippines 2801.

## INSTRUCTION

UNIVERSITY DEGREES BY MAIL! Bachelors, Masters, Ph.D.'s. Free revealing details. Counseling, Box 317-PE02, Tustin, California 92680.

LEARN WHILE ASLEEP! HYPNOTIZE! Astonishing details, strange catalog free! Autosuggestion, Box 24-ZD, Olympia, Washington 98507.

MEDICAL ELECTRONICS TECHNOLOGY, home study. Troubleshoot medical instruments. WTI, P.O. Box 3124, Fresno, CA 93650-3124.

UNIVERSITY DEGREES BY SPECIAL EVALUATION of existing credits and Job Experience. Fast, inexpensive. Call (614) 863-1791. Or write: EVALUATION, Box 13151-A2, Columbus, Ohio 43213.



Get your Associate Degree at Home!

## Be an ELECTRICAL ENGINEERING TECHNICIAN

Learn at home in spare time. No previous experience needed—just a high school diploma. Now you can get the same training system used by many of the Fortune "500" corporations to train their employees. Fully accredited. Associate Degree awarded with major in Electrical Engineering Technology. Master the technology of electricity and meet the increased demand for trained engineering technicians nationwide. Graduate in as little as two years. Approved for G.I.'s and Veterans. Get free facts now. No obligation. No salesman will call. Send for FREE FACTS.



CENTER FOR DEGREE STUDIES

Electrical Eng. Tech. Dept. PD013Scranton, PA 18515

Send free facts on how I can get my Associate Degree in Electrical Engineering Technology at home in spare time.

Name \_\_\_\_\_ Age \_\_\_\_\_  
Address \_\_\_\_\_  
City/State/Zip \_\_\_\_\_

## ATTENTION ELECTRONIC TECHNICIANS



Highly Effective Home Study BSEE Degree Program for Experienced Electronic Technicians. Our New Advanced Placement Program grants Credit for previous Schooling & Professional Experience. Advance Rapidly! Our 36th Year! FREE DESCRIPTIVE LITERATURE!

Cook's Institute of Electronics Engineering  
DESK 15, P.O. BOX 20345, JACKSON, MS 39209

COMPUTER REPAIR, PROGRAMMING, WORD PROCESSING Courses. Exciting "Hands On" training in 4 months, lifetime placement assistance. Systems Technology Institute, 6442 Edgewater Drive, Orlando, FL 32810. (305) 299-6535.

HANDLE YOUR OWN LEGAL AFFAIRS—Be a Paralegal. Accredited Attorney Instruction. Home Study. FREE CATALOG. Southern Career Institute, Drawer 23E-2158, Boca Raton, FL 33427. (305) 368-2522.

TECHNICIAN'S NOTES: Learn Electronics Easily; formulas, shortcuts, references. \$3. TRK Industries, Box 2976, Kalamazoo, MI 49003-2976.

REPAIR ELECTRONIC ORGANS—Revised home study course covers all current makes and models. Free booklet. Niles Bryant School, P.O. Box 20153, Sacramento, CA 95820.



## Be an ELECTRICIAN

Skilled Electricians Average Over \$11 an Hour! Learn at home in spare time with no previous experience. We encourage you to check on the job market in your area and send for employment success figures of our graduates. Learn installation, maintenance, construction, lighting, heating, air conditioning applications. Send for FREE FACTS.

Electrician's School, Dept. PDO13  
ICS Center, Scranton, PA 18515

F.C.C. COMMERCIAL RADIOTELEPHONE LICENSE Home Study. Fast, inexpensive! Free details. COMMAND, Box 26348-P, San Francisco 94126.

## FOR INVENTORS

### INVENTORS! IDEAS HAVE VALUE!

Ever think of an idea, forget it and see it later on the market? Many people don't forget, act quickly and are rewarded by American Industry. Write down your idea! We offer free disclosure registration and initial consultation regarding your idea's potential value. Call or write without delay for your free information package.

AMERICAN INVENTORS CORPORATION  
59 Interstate Drive, Dept. PE  
West Springfield, MA 01089  
(413) 737-5376

A fee Based Marketing Company  
Offices Coast to Coast

IDEAS, inventions, new products wanted! Call toll free 1-800-528-6050. In Arizona, 1-800-352-0458. Extension 831.

PATENT AND DEVELOP your invention. FREE PATENT INFORMATION. Richard L. Miller, P.E., 3612-E, Woolworth Building, New York, NY 10007, (212) 267-5252.

## BUSINESS OPPORTUNITIES

FREE CATALOGS. Repair air conditioning, refrigeration. Tools, supplies, full instructions. Doolin, 2016 Canton, Dallas, Texas 75201.

MECHANICALLY INCLINED individuals desiring ownership of Small Electronics Manufacturing Business—without investment. Write: BUSINESSSES, 92-K2 Brighton 11th, Brooklyn, New York 11235.

ERASE DEBTS with little-known law—create wealth! Details FREE—Moneywise, No. EE2, LaGrange, NY 12540.

MAILORDER OPPORTUNITY! Start profitable home business without experience or capital. Information free. Mail Order Associates, Dept 617, Montvale, NJ 07645.

ONE MAN CRT FACTORY. T.V.'s, Business machines. Monitors, Scopes, VDT's. \$3.00 rebuilding nets \$100-\$500 each tube. Higher profits overseas. New/used. FACTORY, 1909 Louise, Crystal Lake, IL 60014. (815) 459-0666.

MAKE MONEY SELLING ELECTRONICS. Wholesale dealer catalog \$5. (redeemable). ETCO, Dept. 532, Box 840, Champaign, N.Y. 12919.

BORROW \$25,000 "OVERNIGHT." Any purpose. Keep indefinitely! Free Report! Success Research, Box 19739-G, Indianapolis, IN 46219.

FREE BOOK "2042 Unique Proven Enterprises." Fabulous "unknowns," second inflation income. Haylings-M, Carlsbad, CA 92008.

LIFETIME INCOME, \$3,000 WEEKLY POSSIBLE! Unique system beats envelope stuffing anyway! Elliott, Box 7206-PE2, Columbia, MO 65205.

END YOUR MONEY WORRIES! Amazing system requires no investment. Guaranteed legal. Free Details. O. LOPEZ FINANCIAL SERVICES, INC., Box 650220, Miami, Florida 33165.

ATARI REPAIR BUSINESS. Start your own. Send \$5 for more information to: IRATA REPAIRS, 2562 E. Glade, Mesa, Arizona 85204.

BE A TI99 COMPUTER DEALER. INEXPENSIVE. Start part time. Send \$4.95 for details. JOE, Box 321, Aurora, CO 80040.

BORROW \$300-\$30,000 INTEREST FREE! Keep indefinitely! Free Details. Write: American, 1601 Main, Plainfield, Indiana 46168.

I HAVE MADE A FORTUNE in Mail Order, selling information. Let me show you how. Write Kash CE701, Box 31051, Indianapolis, IN 46241.

BORROW \$30,000 without interest! All eligible. Repay anytime. Free details! Infohouse, Box 1004-CE1, New York, NY 10003.

AMAZING PROFITS SELLING How to Make Money Books! Details \$1.00; Tom, 298-E, Sandbug Lane, North Bend, Oregon 97459.

PICTURE TUBE REBUILDING EQUIPMENT—new and used. ATOLL TELEVISION, 6425 Irving Park, Chicago, Illinois 60634, (312) 545-6667.

Be a **LOCKSMITH!**  
EARN WHILE YOU LEARN  
Send for FREE BOOK

Locksmithing Institute, Dept. 473-023  
117 Technical Home Study Schools,

Big opportunities. Big profits. Earn quickly. Full or part time. Learn at home, it's easy. Do real jobs. All Tools—Materials Supplied. Lic. State of NJ. Appd. for Veterans. Send Name and address for FREE book.

Little Falls, N.J. 07424

INTERNATIONAL COMPANY WANTS serious part-time agents. Send redeemable \$2.00 for details. PHOON, Box 20000, Dept. 246, Houston, TX 77025.

PROJECTION TV... Make \$\$\$'s assembling Projectors... Easy... Results comparable to \$2,500 projectors... Your total cost less than \$17.00—PLANS, LENS & Dealers information \$15.50... Illustrated information FREE... Macrocomctx, Washington Crossing, Pennsylvania 18977. Creditcard orders 24 hours 215-736-2880.

OWN YOUR OWN BUSINESS. SPARE TIME AT HOME! Rubber stamp industry needs small manufacturers. We furnish all equipment and know-how! Particulars free! Write: Bill, Room RC376-MB, 1512 Jarvis, Chicago, IL 60626.

## EMPLOYMENT OPPORTUNITIES

ELECTRONICS/AVIONICS EMPLOYMENT OPPORTUNITIES. Report on jobs now open. Details FREE. Aviation Employment Information Service, Box 240E, Northport, New York 11768.

JOBS OVERSEAS - Big money fast. \$20,000 to \$50,000 plus per year. Call 716-842-6000, ext. 320.

ELECTRONIC FIRM is looking for assemblers interested in working at home. Send \$3.00 application fee. I.R.D.C., Dept. CE, Joppa Hill Road, Manchester, NH 03102.

## BOOKS & MAGAZINES



### FREE OFFER FREE

NOW you can get a FREE electronic kit when you order our HOW TO UNDERSTAND BASIC ELECTRONICS booklet packed with illustrations and simple explanations. Send \$10.00: HOW TO COMPANY, P.O. Box 2592, Newport Beach, California, 92663-1592. 10 Day Money back guarantee.

PUBLISHERS' OVERSTOCK. BARGAIN BOOKS 2,000 titles, all subjects! Free catalog: Hamilton's, 98-85 Clapboard, Danbury, CT 06810.

## REAL ESTATE

NEW... FREE CATALOG! Top real estate values coast to coast! Please specify types, property and location desired. UNITED FARM AGENCY, 612-EP West 47th, Kansas City, MO 64112.

## RUBBER STAMPS

RUBBER STAMPS, BUSINESS CARDS. Free catalog 1-800-851-4945, Jackson's, E-100, Brownsville Rd., Mt. Vernon, Ill. 62864.

## MISCELLANEOUS

MPG INCREASED! Bypass Pollution Devices easily REVERSIBLY!! Free details—Posco GEE2, LaGrangeville, NY 12540.

FREE PROMOTIONAL ALBUMS, concert tickets, stereos, etc. Information: BARRY PUBLICATIONS, 477 82nd Street, Brooklyn, NY 11209.

## RETAIL ROSTER

### CALIFORNIA

P.C. COMPUTERS. 10166 San Pablo Ave., El Cerrito 94530. (415) 527-6044. Commodore 64, VIC-20, Pet Specialists. In-House Maintenance.

### LOUISIANA

THE COMPUTER PEOPLE—Apple, NEC, Osborne, Corvus Concept—Seminars, Sales, Service. Houma, Morgan City, Lafayette—1-800-352-5828.

### NEW HAMPSHIRE

COMPUTER MART OF NEW HAMPSHIRE, 170 Main Street, Nashua 03060. 603-883-2386. THE APPLE SPECIALISTS. Full line Hardware/Software. Training/Service.

### OHIO

COMPUTERLAND/CLEVELAND: 4 convenient locations! Columbia Plaza, N. Olmsted, (216) 777-1433; Som Center, Mayfield Hgts., 461-1200; Beiden Village, Akron-Canton, 493-7786; E. 9th St., Cleveland, 621-7262; IBM, Apple, Osborne, Altos, Fortune, peripherals. APPLICATIONS SOFTWARE TO FIT MOST NEEDS. FULL PROFESSIONAL SUPPORT. We know small computers.





# ONE-STOP COMPONENT CENTER

## OVER 665 QUALITY KITS & ELECTRONIC PARTS

**ALABAMA**  
 Birmingham American Electronic Supply  
 Birmingham J. L. S. Electronics  
 Birmingham Long's Electronics  
 Birmingham Micrologic, Inc.  
 Birmingham Fuller Distributing  
 Huntsville Industrial Electronic Supply  
 Huntsville W & W Electronics  
 Huntsville Forbes Electronics  
 Mobile O. B. J. Electronics  
 Montgomery Handy's Electronic Center  
 Opelika Southern Electronic Corp.  
 Tuscaloosa Radio Parts Inc.

**ALASKA**  
 Anchorage Electronic Supply Center  
 Anchorage The Electronic Company  
 Anchorage Electronic City  
 Wasipato

**ARIZONA**  
 Lake Havasu City Electronics 4-U  
 Sierra Vista B & S Electronics  
 Tucson Healthkit Electronic Center  
 Yuma Yuma Electronics / JTD Investment

**ARKANSAS**  
 Little Rock Southern Electronics

**CALIFORNIA**  
 Anaheim Healthkit Electronic Center  
 Anaheim R. F. Electronics  
 Anaheim Goodrich Electronics  
 Bakersfield Jay Kern Electronics  
 Berkeley Al Lasher's Electronics  
 Buena Park Ford Electronics  
 Burney Caltronics  
 Campbell Healthkit Electronic Center  
 Chico Payless Wholesale  
 Chico Jon Electronics  
 Chula Vista Clearlake Electronics  
 Clearlake Pacific Radio Supply  
 Corning Nor-Cal Electronics  
 Costa Mesa Mar-Vac Electronics  
 Covina G.S.H. / AMCO Elect. Supply  
 Cucamonga Adrilectronics  
 Cypress S. C. R. Electronics  
 Davis Paradyne Consumer Elect.  
 Eureka Redwood Electronics  
 Fontana Fortuna Electronics  
 Fresno National Computer  
 Fresno Sparky Electronics  
 Fresno Whitcomb Electronics  
 Glendale Eagle Electronics  
 Glendale Bill's Stereo  
 Half Moon Bay Strawflower Elect. / Radio Shack  
 Harbor City Buff Electronics  
 Hollywood Carson Electronics  
 Hollywood Pacific Radio Exchange  
 Inglewood Radioland / Inglewood Elect.  
 La Habra A. C. C. Electronics  
 Lancaster Healthkit Electronic Center  
 Lancaster Consumer Electronics  
 Los Angeles Healthkit Electronic Center  
 Los Angeles Inland Electronics  
 Modesto Pacific Radio  
 Monterey Zackit  
 Morro Bay Coast Electronics  
 National City Willy's Electronics  
 Oceanside Calco Digital  
 Oceanside Electronic Center  
 Orville Radio Mart  
 Palo Alto J. S. Electronics  
 Palo Alto Zack Electronics  
 Palmdale Radio Shack  
 Pasadena Dow Radio  
 Paso Robles Mission Electronics  
 Pomona Healthkit Electronic Center  
 Redding Radio Mart  
 Sacramento Cal Radio & TV  
 Sacramento The Radio Place  
 Sacramento Zackit  
 Salinas Salinas Radio  
 San Bruno Bruce Electronics  
 San Carlos J & H Outlet  
 San Diego Radio Shack / Mira Mesa  
 San Fernando San Fernando Electronics  
 San Francisco Sunset Electronics  
 San Jose Peninsula Elect. Supply  
 San Jose United Radio and TV  
 San Luis Obispo Mid-State Electronics  
 San Rafael Electronics Plus  
 Santa Ana Quality Electronics  
 Santa Clara Digital Pacific  
 Santa Cruz Santa Cruz Electronics  
 Santa Fe Springs Industrial Electronics  
 Santa Maria Caps Communications  
 Santa Maria Electronic Parts Supermart  
 Santa Rosa Fred Plante Electronics  
 South Gate Mac's Electronics  
 South Lake Tahoe Caprine Electronics  
 Sunnyvale Sunnyvale Electronics  
 Torrance Signal Electronics  
 Torrance Torrance Electronics  
 Tracy G. TEC  
 Tustin A. B. C. Electronic Supply  
 Vallejo Zackit  
 Van Nuys Thrifty Electronics  
 Westminster J.K. Electronics  
 Whittier Whittier Electronics  
 Woodland Hills Healthkit Electronic Center  
 Yuba City Electronic World

**COLORADO**  
 Aurora Aurora Electronics  
 Colorado Springs Calco Digital Equip.  
 Colorado Springs Centennial Electronics  
 Denver First's Electronics  
 Denver First's Microelectronics  
 Denver Mountain Coin Machine  
 Lakewood Micro World Machine

**CONNECTICUT**  
 Avon Healthkit Electronic Center  
 Branford Sherline Audio  
 New Haven Customized Computer  
 Tron Town USA  
 Westport Computer Works

**DELAWARE**  
 Computerland  
 Delaware Amateur Supply  
 Wilmington Laraco / Litzyette Radio  
 Wilmington Micro Products  
 Wilmington Wholesale Electronics

**FLORIDA**  
 Coral Gables Olson Electronics  
 Clearwater Tecktron Enterprises  
 Fort Lauderdale Shipper Electronics  
 Sameville Healthkit Electronic Center  
 Hialeah Erizzo Inc.  
 Hollywood Jacksonville Healthkit Electronic Center  
 Jacksonville Laraco of Florida  
 Lakeland Lakeland Specialty  
 Miami Herman Electronics  
 Miami O. S. Electronics  
 Miami C. S. Electronics  
 Orlando Lafayette Stereo & Elect.  
 Oakland Park Lafayette Radio  
 Panama City Bay-Mar Electronics  
 Pensacola Forbes Electronics  
 Pensacola Grice Electronics  
 Pensacola Quad Electronics  
 Plantation Healthkit Electronic Center  
 Tampa A. M. F. Micro Computer Center  
 Tampa Healthkit Electronic Center  
 Tampa Microcomputer Systems

**GEORGIA**  
 Atlanta A. C. M. Computer Mart  
 Atlanta Healthkit Electronic Center  
 Atlanta CompuShop  
 Atlanta Bailey Computer Shop  
 Dalton Radio Wholesale  
 Dalton A. C. M. Computer Mart  
 Dalton Electronic Supply  
 Dalton Coleman's Electronics  
 Dalton Day Electronics  
 Dalton C & L Electronics

**HAWAII**  
 Hilo Ai's Electronics  
 Honolulu Industrial Electronics  
 Honolulu Integrated Circuit Supply  
 Pearl City Healthkit Electronic Center

**IDAHO**  
 Boise Action Supply  
 Boise Kimball Electronics  
 Caldwell A-Gam Supply  
 Pocatello Kimball Electronics  
 Twin Falls Central Electronics

**ILLINOIS**  
 Addison Digital World, Inc.  
 Berwyn B. B. & W. Electronics  
 Carbondale Pick's Electronics  
 Chicago Healthkit Electronic Center  
 Chicago Howard Electronic Sales  
 Chicago Olson Electronics  
 Chicago Main Street Computer  
 Decatur Healthkit Electronic Center  
 Downers Grove Arco Electronics  
 Downers Grove Moyer Electronics  
 Gresham George Electronics  
 Harvey Olson Electronics  
 Meigs Park Tri-State Electronic Corp.  
 Niles Computerland of Niles  
 Niles Joseph Electronics  
 Peoria Computerland  
 Peoria Warren Radio Co.  
 Rockford Computer Store of Rockford  
 Rock Island Team Electronics  
 Schaumburg Data Domain of Schaumburg  
 Skokie Littlebit Computer  
 South Holland Union Electronic Dist.

**INDIANA**  
 Lakeland Electronics  
 Ellet Mart  
 Stansifer Radio  
 Chesterton Electronics  
 Evansville Hutch & Son  
 Gary Caumer Electronics  
 Healthkit Electronic Center  
 Warren Radio Co.  
 Vion's Electronics  
 Plerce Electronics  
 Radio Distributing Co.  
 TV Supply Co.  
 Industrial Electronics

**IOWA**  
 Ames Electronic Supply, Inc.  
 Bettendorf Memory Bank  
 Burlington Union Supply Co.  
 Clinton R. J. S. Electronics  
 Warren Radio Co.  
 Des Moines Gifford Brown Inc.  
 Des Moines Radio Trade Supply  
 Iowa City Littlebit Computer  
 Sioux City Mostad Distributing

**KANSAS**  
 Hutchinson Hutchinson Electronics  
 Kansas City Electronic Surplus Sales  
 Mission Healthkit Electronic Center  
 Salina Electronics Inc.  
 Topeka Carrol Radio & TV Supply  
 Wichita Amateur Radio Equipment  
 Wichita Loyd's Radio & Elec.  
 Wichita Radio Supply Inc.

**KENTUCKY**  
 Lexington Radio Electronic Equip. Co.  
 Louisville Healthkit Electronic Center  
 Louisville Peerless Electronic Equip. Co.  
 Paducah Warren Radio Co.  
 Richmond Madison County Electronics

**LOUISIANA**  
 Baton Rouge Davis Electronic Supply  
 Baton Rouge Industrial Elect. Supply  
 Baton Rouge Menard Electronics  
 Covington Electronic Mart  
 Gretna Pelican Electronics  
 Houma Healthkit Electronic Center  
 Kenner Wholesale Radio Equipment  
 Lake Charles Pelican Electronic Supply  
 Metairie Hooper Electronic Supply  
 Meridian Wm. B. Allen Supply Co.  
 New Orleans Electronic Supply of Shreveport  
 Shreveport Industrial Electronic Supply  
 Shreveport Southern Electronics  
 Slidell Electronic Mart

**MARYLAND**  
 Aberdeen Harco Electronics  
 Annapolis Compusers Etc.  
 Annapolis J & M Electronics  
 Baltimore Healthkit Electronic Center  
 Beltsville Mark Electronics  
 Beltsville Electronics Plus  
 College Park Damascus C. B.  
 Damascus Revaco of Maryland  
 Glen Burnie Custom Computing  
 Hagerstown The Conn Center  
 Laurel J & M Electronics  
 L'Annis Healthkit Electronic Center  
 Rockville Baynesville Electronics  
 Towson Compusers Etc.  
 Towson Computers Unlimited

**MASSACHUSETTS**  
 Computer Electronic Consultants  
 Computer Electronic Consultants  
 Tel-Com Inc.  
 Healthkit Electronic Center  
 Pittsfield Radio Equipment  
 Computer Mart Inc.  
 Healthkit Electronic Center

**MICHIGAN**  
 Adrian E & B Electronics  
 Ann Arbor Olson Electronics  
 Ann Arbor Wedemeyer Elect. Supply  
 Battle Creek Warren Radio  
 Bloomfield Kinda Distributing  
 Cadillac Electronic Supply  
 Cadillac Lafayette Elect.  
 The Electronic Connection  
 Westside Radio  
 Detroit Electronic Parts Co.  
 Detroit Healthkit Electronic Center  
 Detroit Radio Supply & Engineering  
 East Detroit S & S Electronics  
 Fenton Healthkit Electronic Center  
 Fenton Tri-County Electronics  
 Flint Shand Electronics  
 Grand Rapids Micro World Inc.  
 Grand Rapids Radio Parts Int.  
 Grand Rapids T & W Electronics  
 Grand Rapids Warren Radio  
 Hamcock Radio Shack  
 Holland Bits & Bytes  
 Jackson Fulton Radio Supply  
 Kalamazoo Warren Radio  
 Lansing Fulton Radio Supply  
 Lansing Wedemeyer Elect. Supply  
 Livonia Norwest Electronics  
 Madison Heights Olson Electronics  
 Madison Heights Olson Electronics  
 Midland Compusertronics  
 Milan C & S Electronics  
 Mount Clemens Olson Electronics  
 Mount Pleasant Barr's TV  
 Muskegon H & R Electronics  
 Niles Niles Radio Supply  
 Okemos Niles Radio Supply  
 Port Huron Main TV Radio Electronic  
 Saginaw Electronic Mart  
 Saint Clair Shores Bell Electronics Co.  
 Sterling Heights Electronic Supermarket  
 Taylor Taylor  
 Traverse City Tel Van Electronic Supply  
 Westland Traversa City Elect. Supply  
 Olson Electronics

**MINNESOTA**  
 Bemidji Bemidji Electronics  
 Duluth Northwest Radio of Duluth  
 Healthkit Electronic Center  
 Minneapolis Acme Electronics  
 Minneapolis Industrial Arts Supply  
 Healthkit Electronic Center  
 Hiawatha Electronics

**MISSISSIPPI**  
 Hooper Electronic Supply  
 Ellington Electronic Supply  
 Oxford Software  
 Hooper Electronic Supply

**MISSOURI**  
 Healthkit Electronic Center  
 Show Me Electronics  
 Burstein & Associates  
 Electronic Supply Co. Inc.  
 Walters Radio  
 Show Me Electronics  
 Show Me Electronics  
 Show Me Electronics

**NEBRASKA**  
 Lincoln Computer Systems Inc.  
 Lincoln Scott Electronic Supply  
 Lincoln Cawwus Gun & Hobby Shop  
 Norfolk Healthkit Electronic Center  
 Omaha Scott Elect. & Platte-Scott Elect.

**NEVADA**  
 Las Vegas Century 23  
 Las Vegas P. C. S. Computer Service

**NEW JERSEY**  
 Edison Radiomasters  
 Edison William Electronic Supply  
 Fair Lawn Healthkit Electronic Center  
 Lodi Comtek Electronics  
 Lodi Electronic World  
 Ocean Healthkit Electronic Center  
 Pompton Plains Computer Corner of NJ  
 Somerset Radios Unlimited  
 Vineland Lafayette Radio Supply  
 Laraco / Vineland

**NEW MEXICO**  
 Alamogordo Basin Electronics  
 Las Cruces Mannie's Electronics & Photo

**NORTH CAROLINA**  
 Greensboro Healthkit Electronic Center  
 Greenville Par Electronics  
 Winston-Salem Trayer-Yalverson Inc.

**NEW YORK**  
 Albany Greylock Electronics  
 Amherst Healthkit Electronic Center  
 Buffalo Olson Electronics  
 Buffalo Radio Equipment Corp.  
 Commack Spartan Electronics  
 Coramack Hornell Electronics  
 Ithaca Rad-Tronics  
 Jamestown Warren Radio  
 Jericho Healthkit Electronic Center  
 Johnson City Unicorn Electronics  
 Kingston Greylock Electronics  
 Kingston The Computer Shop  
 Newburgh Action Audio Inc.  
 New York Manhattan Electronics  
 New York Taft Electronics  
 New York I. C. E. Electronics  
 New York U Compute  
 Plattsburgh Greylock Electronics  
 Poughkeepsie Electronic Stockroom  
 Rochester Healthkit Electronic Center  
 Seneca Olson Electronics  
 Syracuse Nacomco Inc.  
 Troy Trojan Electronic Supply  
 Ulica AM-COM Electronics  
 Ulica Central Electronics  
 Ulica Computer Corner  
 White Plains Healthkit Electronic Center

**NORTH DAKOTA**  
 Fargo Radio & TV Equipment  
 Fargo S/S Electronics

**OHIO**  
 Akron Warren Radio  
 Canton Electronic Center Inc.  
 Cincinnati Healthkit Electronic Center  
 Cincinnati Micro Solutions  
 Cleveland Healthkit Electronic Center  
 Columbus Olson Electronics  
 Columbus T. V. Specialties  
 Lima Warren Radio  
 Massillon M. H. Martin Co.  
 Mogadore Olson Electronics  
 Parma Superior Electronics  
 Toledo Healthkit Electronic Center  
 Toledo Warren Radio  
 Youngstown Olson Electronics  
 Youngstown Ross Radio Co.

**OKLAHOMA**  
 Oklahoma City Microtronics Inc.  
 Oklahoma City Trice Wholesale Electronics

**OREGON**  
 Albany Oregon Ham Sales  
 Beaverton Norvac Electronics  
 Corvallis Norvac Electronics  
 Corvallis Zero-Gee Communications  
 Dallas Zero-Gee Communications  
 Portland Portland Radio Supply  
 Roseburg Roseburg Musical Instrument  
 Salem Computer Specialties  
 Salem Norvac Electronics  
 Salem Zero-Gee Electronics

**PENNSYLVANIA**  
 Braddock Left Electronics  
 Butler Computer Center  
 Chambersburg Sunrise Electronic Dist.  
 Dravel Hill Kass Electronic Dist.  
 Erie Warren Radio  
 Erie Bell Electronics  
 Frager Healthkit Electronic Center  
 Lancaster Computer TV & Sound Systems  
 McKeesport Barno Radio  
 Philadelphia Healthkit Electronic Center  
 Philadelphia Spectrum Electronics  
 Phoenixville Stevens TV & Electric  
 Pittsburgh Healthkit Electronic Center  
 Pittsburgh South Hills Electronics  
 Reading The Computer House  
 Reading Hamine Electronics  
 Reading Hamine Electronics  
 Sweet Valley G. Y. C. Co.

**RHODE ISLAND**  
 Cranston Jabour Electronics  
 Pawtucket Jabour Electronics  
 Warwick Healthkit Electronic Center

**TENNESSEE**  
 Concord National Electronics  
 Cookeville Wagon's Stereo Center  
 Dyersburg Warren Radio  
 Knoxville Shields's Electronic Supply  
 Memphis Buell City Electronics  
 Memphis Amateurelectronics  
 Memphis Warren Radio  
 Murfreesboro Murfreesboro Radio & Elect.  
 Murfreesboro Standard Auto Parts  
 Nashville Eddie Warners Parts Co.  
 Nashville Electra Dist. Co.  
 Oak Ridge M. Radio  
 Oak Ridge National Electronics  
 Smyrna Baker Electronics  
 Tullahoma D & H Electronics

**TEXAS**  
 Brownsville George's Electronic Mart  
 Dallas Healthkit Electronic Center  
 Dallas Trice Electronics  
 Fort Worth Healthkit Electronic Center  
 Garland Thinker Tronics  
 Harlingen George's Electronic Mart  
 Houston Healthkit Electronic Center  
 Lubbock Trice Electronics  
 Lubbock Carlos Franco Electronics  
 McAllen George's Electronic Mart  
 McAllen Martin Wholesale Electronics  
 Richardson Trice Electronics  
 San Antonio Applance Equipment Co.  
 San Antonio C & K Electronics  
 San Antonio Healthkit Electronic Center  
 Waco L & M Wholesale

**UTAH**  
 Midvale Healthkit Electronic Center  
 Ogden Cater Supply Co.  
 Provo Alpine Electronic Supply  
 Salt Lake City Best Distributing  
 Salt Lake City Kimball Electronics  
 Salt Lake City Mountain Coin Distributing  
 Salt Lake City RA-ELCO Inc.

**VERMONT**  
 Burlington Greylock Electronics  
 Essex Junction I. E. S. Lafayette Radio

**VIRGINIA**  
 Alexandria Computers Plus Inc.  
 Alexandria Healthkit Electronic Center  
 Annandale Arcade Electronics  
 Arlington Arlington Electronic Wholesalers  
 Blacksburg Scotty's Radio & TV  
 Charlottesville Graves Electronics  
 Falls Church Crossroad Elect. Wholesalers  
 Fairfax Electronic Sales Inc.  
 Harrisonburg Electrical Wholesalers  
 Hopewell B & G Electronics  
 Lynchburg Electronic Service Co.  
 Norfolk Avc Electronics  
 Norfolk Can Electronics  
 Norfolk Prest Electronics  
 Portsmouth Electronics Unlimited  
 Richmond Avc Electronics  
 Roanoke Avc Electronics  
 Vienna Electronic Equipment Bank  
 Virginia Beach Healthkit Electronic Center  
 Warrenton Trans. Tech Co.  
 Woodbridge Virginia Micro Systems

**WASHINGTON**  
 Bellevue A. B. Communications  
 Bremerton Electronic Supermart  
 Everett A. B. Communications  
 Hoquiam Harbor Electronics  
 Kennewick C & J Electronic  
 Kent Electronic Supermart  
 Moses Lake Ron's Electronics  
 Olympia The Electronic Shop  
 Pasco Radio Shack  
 Pullman Riverview Electronics  
 Richland H & D Electronics  
 Seattle Radio Shack  
 Seattle A. B. Communications  
 Seattle Amateur Radio Supply  
 Seattle Electronic Supply Co.  
 Seattle Empire Electronics  
 Seattle Healthkit Electronic Center  
 Spokane Don's Stereo Center (D. S. C.)  
 Spokane Personal Computer  
 Tacoma C & G Electronics  
 Tukwila Healthkit Electronic Center  
 Vancouver Healthkit Electronic Center

**WEST VIRGINIA**  
 Elkens Wilkams Electronics  
 Farmont T. P. S. Electronics  
 Morgantown Computer Corner  
 Morgantown Electro Dist. Co.  
 Morgantown State Electronics  
 Ripley Radio Shack  
 Wheeling Radio Shack  
 Wheeling electronics

**WISCONSIN**  
 Kenosha Chester Electronics  
 Milwaukee Amateur Electronic Supply  
 Milwaukee Healthkit Electronic Center  
 Milwaukee Olson Electronics  
 Milwaukee Patted Micro Systems  
 Milwaukee New-U Electronics

**WYOMING**  
 Cheyenne Computer Concepts  
 Rock Springs D. C. Electronics

**FOREIGN**  
 Guam: Agana Mariana Electronics  
 Guantánamo: Electronic Pan Americana  
 Panama: Sonnet S. A.  
 Panama: Tropico S. A.  
 Puerto Rico: Rio Piedras Microcomputer Store  
 Puerto Rico: Rio Piedras Radio Shack  
 Singapore: Applied Digital Systems  
 West Indies: Trinidad The Hobby Centre

SEE YOUR LOCAL AUTHORIZED **Jim-Pak** DISTRIBUTOR TODAY...

JIM-PAK ELECTRONICS, 1355 Shoreway Road, Belmont, California 94002



# THE LEADING EDGE IN PRINTERS

ONE GREAT LINE. ONE GREAT WARRANTY.


Finally, there's one full family of printers that covers every business or word processing application—all from C. Itoh, a company known for packing more product into less price; and all distributed exclusively by Leading Edge, a company known for searching out and providing that very thing. Which means that one call to one source can get you any printer, any time you need it, for any purpose. All backed by a full years' warranty from Leading Edge. (Try *that* on any other line of printers.)

## THE PRO'S.

**The Prowriters: business printers—and more.** The "more" is a dot-matrix process with more dots. It gives you denser, correspondence quality copy (as opposed to business quality copy, which looks like a bad job of spray-painting).

**Prowriter:** 120 cps. 80 columns dot matrix compressable to 136. 10" carriage. Parallel or serial interface.

**Prowriter 2:** Same as Prowriter, except 15" carriage allows full 136 columns in normal print mode. Parallel or serial interface.



## THE STAR.

**The Starwriter F-10.** In short (or more precisely, in a sleek 6" high, 30-pound unit), it gives you more of just about everything—except bulk and noise—than any other printer in its price range. It's a 40 cps letter-quality daisy-wheel with a bunch of built-in functions to simplify and speed up word processing. It plugs into almost any micro on the market, serial or parallel.



## THE MASTER.

**The Printmaster F-10.** Does all the same good stuff as the Starwriter except, at 55 cps, the Master does it faster.



Distributed Exclusively by Leading Edge Products, Inc., 225 Turnpike Street, Canton, Massachusetts 02021.  
Call: toll-free 1-800-343-6833; or in Massachusetts call collect (617) 828-8150. Telex 951-624.

CIRCLE NO. 20 ON FREE INFORMATION CARD