


Computers & Electronics

DECEMBER 1982

\$1.25


formerly Popular Electronics

A Guide to Hard-Disk Technology
New Optimized Audio Graphic Equalizer
Comparing Hewlett-Packard's Latest Desktop Computers



12

in This Issue:
Panasonic 2.6" Color TV Portable
Teac V-95RX Stereo Cassette Deck
Huke Compact Digital Multimeter



"TI's Home Computer. This is the one."

A lot of computers offer a lot. Only one in its price range offers the most. The TI Home Computer.

Better to begin with. Anyone can start right away with our Solid State Software™ Command Cartridges. Dozens of programs are available in home management, education and entertainment.

Easy to expand. Our Peripheral Expansion System gives you plug-in cards for memory expansion, P-Code capabilities, a disk drive controller and the RS232 Interface. You can also add a modem, speech

synthesizer, disk drive and 80 column dot matrix printer.

Programming flexibility. TI BASIC is built into the Home Computer. But it can also handle TI Extended BASIC, UCSD Pascal* Version IV.0, TI LOGO II, TMS 9900 Assembly Language and TI PILOT. Programs can be stored in the optional Mini Memory Command Cartridge..

High-Tech specs. 16-bit microprocessor, 16K bytes RAM (expandable to 52K). 26K bytes internal ROM, up to 30K bytes external ROM. 3 simultaneous tones from

110 HZ to 40,000 HZ. High resolution video. U. & l.c. Single line overlay for 2nd function. Control & function keys. 16 color graphics with 4 modes & sprites.

Sound impressive? Compare a TI Home Computer with the competition and really be impressed. You won't even need a computer to tell you this is the one.




**TEXAS
INSTRUMENTS**

© 1982 Texas Instruments

*UCSD Pascal is a trademark of the Regents of the University of California

AFTER 500 PLAYS OUR HIGH FIDELITY TAPE STILL DELIVERS HIGH FIDELITY.



If your old favorites don't sound as good as they used to, the problem could be your recording tape.

Some tapes show their age more than others. And when a tape ages prematurely, the music on it does too.

What can happen is, the oxide particles that are bound onto tape loosen and fall off, taking some of your music with them.

At Maxell, we've developed a binding process that helps to prevent this. When oxide particles are bound onto our tape, they stay put. And so does your music.

So even after a Maxell recording is 500 plays old, you'll swear it's not a play over five.



IT'S WORTH IT.

SEASON'S GREETINGS

HARDWARE		SOFTWARE		SOFTWARE	
		CP/M	★ IBM	APPLE	
FRANKLIN	CALL	★ WORDSTAR	MICROPRO	★ VISICALC	VISICORP
ALTOS	CALL	★ SUPERSORT	279	★ VISIDEX	184
IMS	CALL	★ MAILMERGE	89	★ VISIPILOT	158
VIC 20	CALL	★ DATASTAR	239	★ VISITERM	79
	HAYES	★ SPELLSTAR	149	★ VISITREND	239
CHRONOGRAPH	224	★ CALCSTAR	189	VISIFILE	184
MICROMODEM II	289			DESKTOP PLAN II	184
SMARTMODEM	224			★ DESKTOP PLAN III	184
1200 BAUD SMARTMODEM	589				MICROPRO
	MICROSOFT	BASIC COMPILER	299	WORDSTAR	224
Z80 SOFTCARD	279	BASIC 80	279	SUPERSORT	119
ENHANCER II	119	COBOL 80	559	MAILMERGE	79
	C. ITOH	MACRO 80	139	DATASTAR	189
PROWRITER 100 CPS	489	muSIMP/muMATH	199	SPELLSTAR	129
PROWRITER 120 CPS	639	MULTIPLAN	219	CALCSTAR	139
PROWRITER 15"	789				MICROSOFT
F10-55 CPS	1799			TASC APPLESOFT	
F10-45 CPS	1449	★ dBASE II	ASHTON-TATE	COMPILER	149
			529	TIME MANAGER	119
PRISM PRINTER 80	789	★ QUICKCODE	FOX & GELLER	FORTRAN 80	149
PRISM PRINTER 132	1689	★ dUTIL	68	COBOL 80	539
	OKIDATA	★ SUPERCALC	189	A.L.D.S.	99
MICROLINE 80	359	MATHSTAR	99		SORCIM
MICROLINE 82A	489	★ SPELLGUARD	189	SUPERCALC	189
MICROLINE 83A	739	★ WORDPLUS	OASIS	SPELLGUARD	189
MICROLINE 84A	1179	★ CROSSTALK	117	WORDPLUS	149
					OASIS

CALL TOLL FREE:
1-800-523-9511

IN PA:
1-215-868-8219



SEASON'S GREETINGS
TO
THE MICROHOUSE MANUFACTURERS

- ALTOS
- AMDEK
- ANADEX
- ASHTON-TATE
- BAYAD
- CALIFORNIA COMPUTERS
- C. ITOH
- COMSHARE TARGET SOFTWARE
- DENVER SOFTWARE
- EAGLE SOFTWARE
- ELEPHANT
- EPSON
- FORCE II
- FOX & GELLER
- FRANKLIN
- HAYDEN
- HAYES

- INTEGRAL DATA SYSTEMS
- INTERACTIVE STRUCTURES
- INNOVATIVE SOFTWARE APPLICATIONS
- INFORMATION UNLIMITED SOFTWARE
- MAXELL
- MICROPRO
- MICROSOFT
- MICROTEK
- MORROW
- MOUNTAIN COMPUTERS
- M&R
- MICROSTUFF
- NEC
- NOVATION
- OASIS
- OKIDATA
- PERFECT SOFTWARE

- PEACHTREE SOFTWARE
- QUADRAM
- SANYO
- SCITRONICS
- SILICON VALLEY SYSTEMS, INC.
- SORCIM
- SORRENTO VALLEY ASSOCIATES
- SYNTEX
- SYSTEMS PLUS
- TCS
- TELEVIDEO
- VENTEL
- VIDEX
- VISICORP
- WABASH
- ZENITH

DEALERS INQUIRIES INVITED




MICROHOUSE



1444 LINDEN ST./P.O. BOX 498, BETHLEHEM, PA 18016

PRICES AND AVAILABILITY SUBJECT TO CHANGE

CIRCLE NO. 19 ON FREE INFORMATION CARD



HOLIDAY PACKAGES

CALL US ABOUT YOUR FREE GIFT WITH PURCHASE

Computers & Electronics

DECEMBER 1982

VOLUME 20, NUMBER 12

FEATURE ARTICLES

- 68
SOFTWARE FOR GRAPHIC PLOTTING
Stan Veit/Programs available and what they can do.
- 76
MEMORY STORAGE THE MEGABYTE WAY
Stan Miastowski/The latest hard disk drives.
- 83
GENERATING SQUARE WAVES WITH ANY FREQUENCY AND DUTY CYCLE/Mark McWilliams
- 92
CALCULATING PARALLEL RESISTANCE PAIRS/Kevin Quinn
- 93
TESTING & COMPARING HEWLETT-PACKARD'S LATEST DESKTOP COMPUTERS
Carl Warren & Stan Veit/The HP-86 and HP-87.
- 121
1982 ANNUAL EDITORIAL INDEX

CONSTRUCTION ARTICLES

- 47
SPEECH BOARD MAKES ANYTHING TALK!/Ron Reese & Scott Keller
Synthesizes speech as a stand-alone or with any computer.
- 64
THE FLICKER BOX/William Russo
Candle-like effects with an ordinary bulb.
- 74
AUDIO VOLUME BOOSTER OVERCOMES EXTERNAL NOISE/W. Starnile
- 82
CARPENTER'S DE"LIGHT"/Arthur Plevy
- 85
OPTIMIZED GRAPHIC EQUALIZER
Joe Gorin/Sharper frequency control in the audio midband.

EQUIPMENT REVIEWS

- 16
PANASONIC MODEL CT-3311 MICRO COLOR TV

- 22
TEAC MODEL V-95RX CASSETTE DECK
- 107
FLUKE MODEL 8060A DIGITAL MULTIMETER

COLUMNS

- 10
ENTERTAINMENT ELECTRONICS/Len Feldman
- 30
STAN VEIT ON COMPUTER SOFTWARE
- 36
LES SOLOMON ON COMPUTER HARDWARE
- 99
DX LISTENING/Glenn Hauser
- 101
HOBBY SCENE/Joe Desposito
- 102
COMPUTER BITS/Carl Warren
- 104
PROGRAMMER'S NOTEBOOK/Jim Keogh
- 105
COMPUTER HOTLINE/Stan Veit
- 110
SOLID-STATE DEVELOPMENTS/Forrest M. Mims
- 116
EXPERIMENTER'S CORNER/Forrest M. Mims
- 124
PROJECT OF THE MONTH/Forrest M. Mims


DEPARTMENTS

- 8
EDITORIAL/Art Salsberg
- 9
LETTERS
- 14
NEW PRODUCTS
- 114
OPERATION ASSIST
- 136
ADVERTISERS' INDEX
- 138
COMPUTER MART/ELECTRONICS CLASSIFIED

COVER PHOTO BY JAY BRENNER

COPYRIGHT 1982 BY ZIFF-DAVIS PUBLISHING COMPANY. All rights reserved. Computers & Electronics (ISSN 0032-4485) December 1982, Volume 20, Number 12. Published monthly by Ziff-Davis Publishing Co., at One Park Ave., New York, NY 10016. Richard P. Fnese, President, Selwyn Taubman, Treasurer, Bertram A. Abrams, Secretary. One year subscription rate for U.S. and Possessions, \$15.97; Canada, \$20.97; all other countries, \$23.97 (cash orders only, payable in U.S. currency). Second Class Postage Paid at New York, N.Y. 10016 and at additional mailing offices. Authorized as second class mail by the Post Office Dept., Ottawa, Canada, and for payment of postage in cash. POPULAR ELECTRONICS including ELECTRONICS WORLD trademark registered. Indexed in the Reader's Guide to Periodical Literature. Ziff-Davis also publishes Boating, Car and Driver, Cycle, Flying, Popular Photography, Skiing, Stereo Review, Electronic Experimenter's Handbook, and Tape Recording & Buying Guide. **POSTMASTER:** Send address changes to COMPUTERS & ELECTRONICS, Circulation Dept., P.O. Box 2774, Boulder, CO 80302. Please allow at least eight weeks for change of address, enclosing, if possible, an address label from a recent issue. **Permissions:** Material in this publication may not be reproduced in any form without permission. Requests for permission should be directed to John Babcock, Rights and Permissions, Ziff-Davis Publishing Co., One Park Ave., New York, NY 10016.

How to
tell an
Epson HX-20
from an
ordinary
computer.



EPSON

CIRCLE NO. 25 ON FREE INFORMATION CARD

Actual

The size, of course, is a dead giveaway. But don't let the size fool you. The HX-20 is not a toy. Or a glorified calculator.

It's a computer.

A real computer, with 16K RAM (optionally expandable to 32K), and 32K ROM (optionally expandable to 64K), RS-232C and serial interfaces, a full-size ASCII keyboard, a built-in printer, a scrollable LCD screen, and sound generation. A micro-cassette and ROM cartridge are available as options.

Viva la difference!

In fact, the only differences between the Epson HX-20 and an ordinary computer are:

- 1) The HX-20 is small enough to fit inside your briefcase;
- 2) It'll run on its own internal power supply for 50-plus hours, and fully recharge in less than eight;
- 3) It gives you up to 10 program functions at the punch of a button;
- 4) It lets you interface with peripherals like the MX Series printers for correspondence quality output, the CX-20 Acoustic Coupler for remote communications, a barcode reader for inventory control, and an audio cassette for loading and saving programs;
- 5) It lets you shut the whole unit off while preserving all programs in RAM; and, last, but far from least,
- 6) It costs less than \$800. That's right—less.

The perfect traveling companion. With the Epson HX-20 and the optional RAM expansion, you'll be able to compute just about anywhere. Because its nickel-cadmium batteries and a low-power, all-CMOS memory keep the HX-20 running for over 50 hours. And even if you shut the HX-20 off, a low-voltage system maintains all programs you have in RAM.

Little screen, big picture.

The HX-20's unique scrollable LCD screen is the ultimate answer to the question, "How do you get a big screen in a small space?" You just show part of it at a time.



size.

Optional Microcassette



So with the HX-20, you can do programming, word processing and data entry just like you've got a big screen, up to 255 characters wide, with easy-to-read upper and lower case letters, numbers and punctuation and any 20 column by four line part of it visible by user command.

Built in hardcopies.

The HX-20's built-in 24 column dot matrix impact microprinter hands hardcopies to you at 42 LPM, in a crisp, precise 5x7 matrix. It even has bit addressable graphics to give you a pint-sized sales chart, and enough international symbols to print most Western languages.

Epson makes more and better printers than anyone else in the world. Need we say more?

The best is yet to come.

When you hold an HX-20 in your hand, you're not only holding a lot of capacity, you're holding a lot of expansion.

There's a standard cassette interface, a cartridge interface, the RS-232C and serial interfaces, and a system bus that lets you expand RAM and ROM capabilities. There's even a floppy disc drive for maxi capacity in a mini package.

The Epson edge.

Surprised that a computer like the HX-20 should come from Epson? You shouldn't be. Because we've been building computers in Japan since 1978. And we've been practicing ultra-high-quality precision manufacturing for a lot longer than that.

We didn't jump right into the American microcomputer market. We could afford to bide our time; to wait for the product that was going to stand America on its ear.

This is it.

The Epson HX-20.

EPSON

EPSON AMERICA, INC.

COMPUTER PRODUCTS DIVISION

3415 Kashiwa Street
Torrance, California 90505
(213) 539-9140



Omens for 1983

The end of any year is an appealing time to think about what happened during the past 12 months and what it portends for the following year. Here are some brief reflections on this that quickly come to mind.

With sales of home personal computers alone expected to grow very substantially in 1982—by more than 400 percent to over \$1-billion according to the Yankee Group, a Boston market-research company—1982 might be considered to be the “Take-off Year” for low-cost computers.

Mass-market retailers entered the computer sales fray this year, with major chains such as Sears, Toys-R-Us, and others selling low-end home computers, too, as are independent retailers who normally sold only calculators and typewriters, and video specialists who had sold and rented only VCRs, video games and video tapes.

Given this happening, I anticipate many more sales outlets to be established in the

coming year for low-cost personal computers that can meet or beat the price of programmable video games. And as sales of machines grow, expect software to do likewise in leaps and bounds.

It's obvious, too, that BASIC does not have a lock on programming languages. LOGO is eating away at it in some small computers, while Pascal and COBOL display growing strength in larger machines. UNIX has a bright future in operating systems for 16-bit and 32-bit machines, as does CP/M-86, while CP/M continues as a power for 8-bit machines.

With the FCC giving a go-ahead for direct-broadcast satellite (DBS) systems, the march is on toward beaming of multiple channels of TV programming to homes via satellite with subscribers receiving the signals via two-foot dish antennas.

In another area of communications, the FCC issued a Notice of Inquiry in 1979 requesting comment on whether a new personal radio system should be established. General Electric responded in 1982 with a proposal for a Personal Radio Communications Service in the 900-MHz band that provides two-way communication that will enable a user to connect to the public telephone network from his automobile and vice versa. With a five-mile range, extended to 15 miles with a repeater station, and at an approximate price equipment of \$400, this could be a boon to many motorists who can't afford costlier present-day mobile telephone services and don't have amateur radio licenses.

There's a critical shortage of university-level teachers in electrical engineering and computer sciences. Among the major reasons for this sad state is the high cost of acquiring a Ph.D., so necessary to be a full-time teacher in these fields. A few months ago, Hewlett-Packard announced an innovative

program as a move toward alleviating the problem. It is offering selected students fully paid tuition plus a living stipend totalling \$36,000 over a four-year degree program. Half of the funds will be provided in the form of forgivable loans at the rate of 20 percent per year for the first two years of teaching and fully forgiven after the third year of teaching. A \$50,000 H-P equipment grant will also be issued to each university where a program participant elects to teach. So 1982's announcement promises a good 1983 for some bright students.

There's no end to what manufacturers are squeezing into electronic wristwatches these days. The latest end-of-year novelty I've been made aware of through a press release is from Casio, Inc., which will offer three wristwatch models that display temperature in both Fahrenheit and Centigrade, as well as the more common time signals, stopwatch, world time, calendar, et al. Imagine someone stopping you next year and asking, “Pardon me, do you have the correct temperature?”

And finally, a “passenger” on an American Airlines flight from Chicago to New York was removed from the box it was encased in while resting on a seat just the other night. Opening the case, the airline attendants surrounding it were astonished to hear it say, “Boy, am I glad to be out of this box!” This 1982 event will be featured in the January 1983 issue of COMPUTERS & ELECTRONICS. It's a talking, moving, clutching, micro-computer-controlled ROBOT. Until then, Season's Greetings and Happy New Year.

Computers & Electronics

formerly Popular Electronics

JOE MESICS
Publisher

ARTHUR P. SALSBERG
Editorial Director

LESLIE SOLOMON
Technical Director

JOHN R. RIGGS
Managing Editor

EDWARD I. BUXBAUM
Art Director

JOSEPH DESPOSITO
Technical Editor

STANLEY VEIT
Technical Editor

DAVID M. WEBER
Features Editor

ANDRE DUZANT
Technical Illustrator

CARMEN ROBLES
Production Editor

JEFF NEWMAN
Editorial Assistant

Contributing Editors:

Walter Buchsbaum, Len Feldman,
Glenn Hauser, Julian Hirsch
Jim Keogh, Forrest Mims, Carl Warren

MARIE MAESTRI
Executive Assistant

Editorial and Executive Offices
One Park Avenue
New York, New York 10016
212 725-3500

New York Office
Advertising Director:
Richard Govatski 212 725-7460

Sales:
Tom Ballou 212 725-3578
Ken Lipka 212 725-3580

Midwestern Office
Suite 1400, 180 N. Michigan Ave.,
Chicago, IL 60601 312 346-2600
Sales: Robert Vanek

Western Office
3460 Wilshire Blvd.
Los Angeles, CA 90010 213 387-2100
Sales: Ted Welch

Representation in Japan
J.S. Yagi
Iwai Trading Co., Ltd.
603 Ginza Sky Heights Bldg.
18-13, Ginza 7-Chome
Tokyo, Japan 104

Ziff-Davis Publishing Company

Richard P. Friese President
Albert S. Traina President, Consumer Magazine Division

Furman Hebb Executive Vice President
Phillip T. Heffernan Senior Vice Presidents

Sidney Holtz
Edward D. Muhlfeld
Philip Sine
Robert Bavier Vice Presidents

Paul Chook
Baird Davis
George Morrissey
Selwyn Taubman Treasurer
Bertram A. Abrams Secretary

Editorial correspondence: COMPUTERS & ELECTRONICS, 1 Park Ave., New York, NY 10016. Editorial contributions must be accompanied by return postage and will be handled with reasonable care; however, publisher assumes no responsibility for return or safety of manuscripts, art work, or models submitted.

The publisher has no knowledge of any proprietary rights which will be violated by the making or using of any items disclosed in this issue.



Member Audit Bureau of Circulations

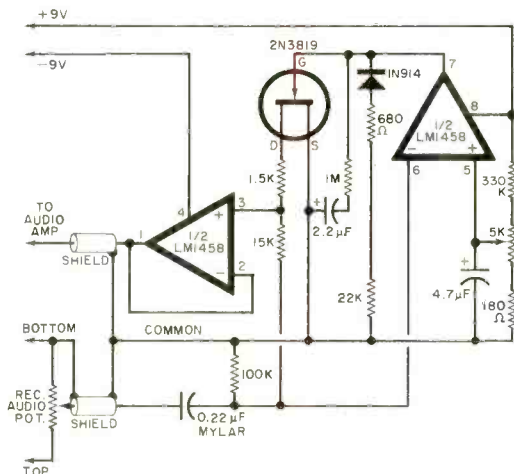
LETTERS

NO BLACK FLASH BEFORE TV COMMERCIALS

In the "Video Accessories" article in your October issue, the authors stated that the FCC requires broadcasters to precede and follow each commercial with a brief flash of black. This could then be used to trigger a commercial killer. To my knowledge, and I have also checked with the FCC, there is no such requirement. While it is true that modern television production techniques often result in a brief period of black before and/or after a commercial, it is not the rule. Many of the video transitions or wipes currently used result in uninterrupted video, without so much as a frame of black between segments. On the other hand, scene-to-scene dissolves within a feature can contain enough black to confuse the commercial killers. So, while units that look for black do remove some commercials, they may also remove some of the program.—*E. F. Arbuckle, III, WPIX, New York, NY.*

USES AUDIO GATE FOR SHORTWARE

I thought the circuit used in "Simple Audio Gate Expands Dynamic Range" (July 1982) might be useful in my shortwave receiver so I made a few modifications and hooked it up as shown in the diagram here.



Changes were made to allow long-life battery operation. Since no input buffer, preamplifier, nor LED were required, a dual op amp was used instead of the quad op amp. The results are most promising—there is marked quieting for S/N ratios of 5 dB or more. In the presence of fading, however, the noise level pot has to be set to a value lower than the optimum.—*C. H. Harry, Bowie, MD.*

LIKES OPERATION ASSIST

Your "Operation Assist" department has proven to be a worthwhile effort for me twice. Once I got five answers to a request for schematics; and the second, I received eight answers with three complete assembly manuals and schematic diagrams.—*F. N. Lockwood, WA6UCP, Santa Rosa, CA.*

VIC20™ PERSONAL COMPUTER

TOP 10 SALE!! ARCADE GAMES (VIC-20 TAPE PROGRAMS)

Rank	Name	List	Sale
1.	Super Paratrooper (Fantastic)	\$24.95	\$19.95
2.	Exterminator-Plus (Better than Centipede)	\$24.95	\$19.95
3.	Cricket (Better than Frogger)	\$24.95	\$19.95
4.	3-D Hackman (3-Dimensional)	\$24.95	\$19.95
5.	Snackman (Better than Packman)	\$19.95	\$15.95
6.	Bug Blast (Creepy)	\$19.95	\$16.95
7.	Anti Matter Splatter (Nuclear Disaster)	\$24.95	\$19.95
8.	Bombs Away (Great)	\$18.95	\$15.95
9.	3-D Maze-Escape	\$16.95	\$14.95
10.	Krazy Kong	\$16.95	\$14.95

BUY ANY FOUR — DEDUCT 10% MORE

VIC-20 ACCESSORY SALE!!

1. TRACTION-FRICTION LINE PRINTER This new COM-STAR deluxe printer, prints 8½" x 11" full size letter quality single, roll or fan fold paper, labels and etc. Impact dot matrix bi-directional 40, 66, 80, 132 columns. Includes interface cable that plugs direct into the VIC-20 computer, no other costly interface is needed. List \$599.00 — Sale \$399.00.

2. UP TO 60K EXPANSION MODULE Aero Space designed—6 slot—add up to 6 cartridges—switch select any program. Start and stop any program with reset button—not necessary to remove cartridges or turn off computer, saves time, television and computer (one year warranty) List \$149.00 — Sale \$89.00.

- 10 DAY FREE TRIAL
- WE HAVE THE LOWEST PRICES
- ONE DAY DELIVERY EXPRESS MAIL
- FREE CATALOGS
- WE LOVE OUR CUSTOMERS!

**PROTECTO
ENTERPRISES** (FACTORY-DIRECT)
BOX 550, BARRINGTON, ILLINOIS 60010
Phone 312/382-5244 to order

A New Approach To Automobile Stereo Systems

By Leonard Feldman

THE acoustic environment inside an automobile is often described as "hostile." At first glance, high-fidelity sound reproduction inside a car seems like an impossible achievement: the car's upholstery absorbs a lot of the treble frequencies; road and wind noises seem to drastically limit dynamic range (the difference between softest and loudest musical passages); and positioning of the driver and passengers would seem to rule out satisfactory perception of stereo separation and so-called imaging.

Despite all of these problems, car stereo systems have become very popular in recent years, with many music enthusiasts installing systems whose costs represent a fairly high percentage of the total cost of the automobile. They have traditionally snubbed the "factory equipped" radio-tape player combinations available from the automobile maker, preferring to install (or have installed) other systems.

A recent development may change this attitude, however. Some 1983 General Motors automobiles will include the option of a car stereo system that is custom-designed for a specific automobile acoustic environment. This was achieved through a cooperative effort between General Motors and the Bose Corporation.

Elements of the System. The first consideration in designing the system, after ensuring that the car's interior would be free of unacceptable resonances, was to determine where to put the speakers. If they were located in the most convenient area, the driver would hear mostly the left speaker, while the passenger in the front seat would hear mostly the right speaker. No balance control can provide proper stereo reproduction for both listeners!

The solution required a great many acoustic measurements, modeling, and much trial-and-error. One of the techniques used in making these measurements involved the use of "Morgan," whose photo is shown in Fig. 1. This "acoustic listener," equipped with a pair of sensitive microphone/ears, enabled Bose engineers to determine the acoustic characteristics of any vehicle model. Sounds picked up by the instrumentation microphones in Morgan's ears were processed through a digital computer and studies were made using a computer program called "Interval" (Interpretive Visual Analysis Language). This aid-




Fig. 1. Morgan's microphone/ears helped in the design of the new Delco-GM Car Stereo Systems for top-model 1983 cars.

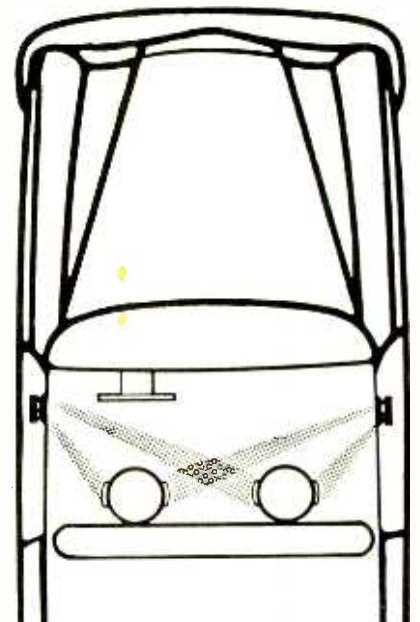


Fig. 2. Precise positioning of speakers creates proper balance.

ed the engineers to develop high-performance speaker/amplifier modules for what has come to be known as the Delco-GM/Bose Music System.

Figure 2 shows how the placement and directional characteristics of the speakers were chosen so that the driver is closer to the left-hand speakers but also directly on the radiation axis of the righthand speaker. Thus, only a front-rear balance control is said to be required; there is no left-right balance control in any of these new automobile systems.

Especially useful were the "Interval" computer-aided design techniques employed to study the acoustic requirements of the various car models. Among them: the fast-Fourier transform (permitting meaningful frequency measurements in the actual environment of the car's interior) and interaural cross-correlation measurements (when and how sounds arrive at each ear).

Equalization—A Key Element.

Bose was among the earliest speaker manufacturers to incorporate fixed equalization into home speakers. That approach was put to good use in the design of the Delco-GM/Bose Music System. The strategy here was to carefully measure the response of the system within the car's environment and then to apply active equalization to remove some of the anomalies in response caused by the car's acoustics. To illustrate this principle, consider the "car response" shown in Fig. 3, taken without any equalization. By combining this less-than-impressive response with the active equalization curve of Fig. 4, the result in Fig. 5 can be obtained.

Equalization was only one aspect of the system design. The tuner had to be matched to the antenna. The loudness control could be optimized only with a knowledge of what sound pressure level would be created by a given audio signal. Overload protection circuitry had to be tailored to the maximum output of the power amplifiers. The

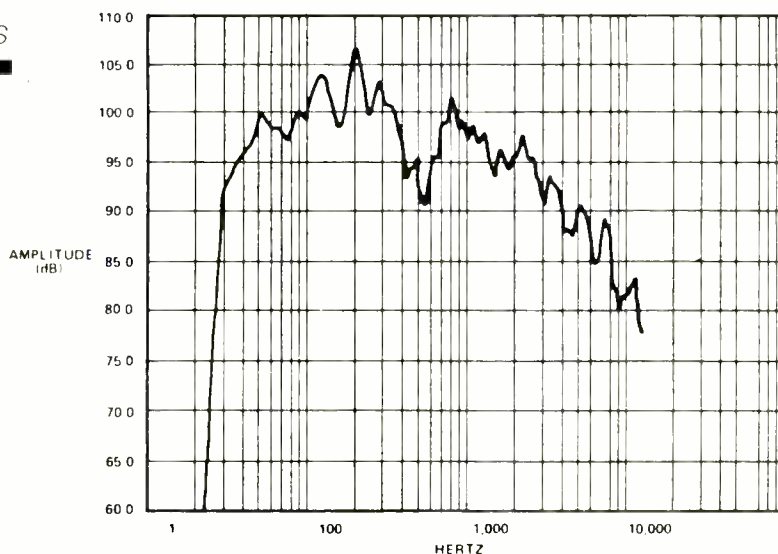


Fig. 3. Response measured in a car without equalization.

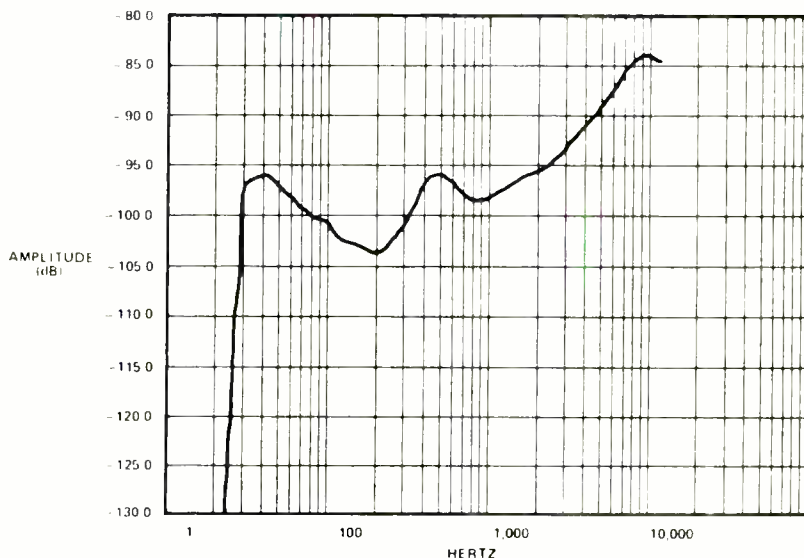


Fig. 4. Equalization curve to be used on response.

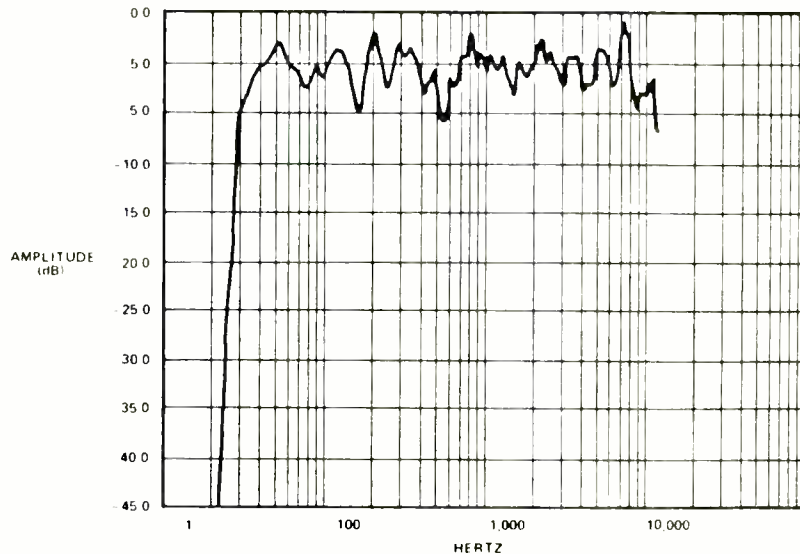


Fig. 5. Response of car with equalization applied.

special digital circuitry in the power amplifiers must not interfere with tuner performance. After all these design tasks were completed, there were still many problems to solve. Frequency response affected the perceived directional characteristics of the speakers so the speaker locations had to be changed after equalization was complete. Selection of grille material to match upholstery required yet another round of equalization. Even the wiring harness in the car caused performance changes that had to be evaluated before freezing the final design.

Speaker Enclosures. To determine whether speaker enclosures would be required, Bose measured a single speaker system mounted in the door panels of several cars with an enclosure and without one. Had the door panels been perfect enclosures (properly sealed, etc.), there would have been little difference.

Figure 6 shows the results in a 1983 Cadillac Seville. With the speaker enclosure, there is a 5-dB improvement in response at 50 Hz. Figure 7 shows the results in a compact car. Here, the potential improvement at that frequency was 15 dB. In other words, it would have taken 30 times more amplifier power at that frequency to get the same bass output without the enclosure. The use of specifically designed enclosures offers many benefits besides better bass. The most obvious of these is consistency from one unit to the next. In addition, protection against such hazards as water inside doors or foreign objects tossed into trunks is another obvious advantage. Perhaps the greatest benefit of all in using an enclosure, however, is the opportunity to include more complex acoustic elements in the design, such as a carefully tuned port to allow better low-frequency output.

The Electronics. The first step in the signal-processing chain of the Delco-GM/Bose Music System is Delco's Electronically Tuned Receiver (ETR) with its integrated

cassette player. Low-level signals from the receiver are converted to sound by the four speaker modules. A typical module is shown in Fig. 8. One module is installed in the lower section of each front door, and the other two are installed in the rear package shelf. Each module contains three separate components: a reflex enclosure specifically designed for each car model, a helical-voice-coil wide-range speaker driver, and a 25-watt power amplifier, the latter using a new circuit that employs "two-state modulation," as discussed below.

The amplifiers had to be small despite the 25-watt power output requirement. Furthermore, the car

itself had to be assembled in such a way that no direct "heat sinking" to the car body was used to cool the amplifier. Known as two-state amplifiers, these systems operate by switching very rapidly between two "states," with the output transistors either fully on or completely off.

When a transistor is fully on, load current flows but no voltage appears across the transistor; hence no power is dissipated in the transistor itself. When the transistor is off, voltage appears across it but no current flows, so again no power is dissipated. While this description also fits earlier "switching" or Class D amplifiers, one of the chief

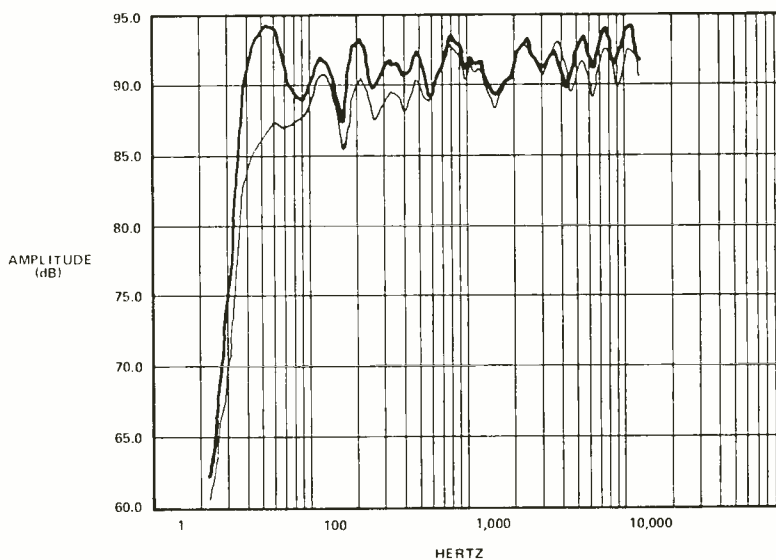


Fig. 6. Response of a standard car with (heavy line) and without a tuned enclosure.

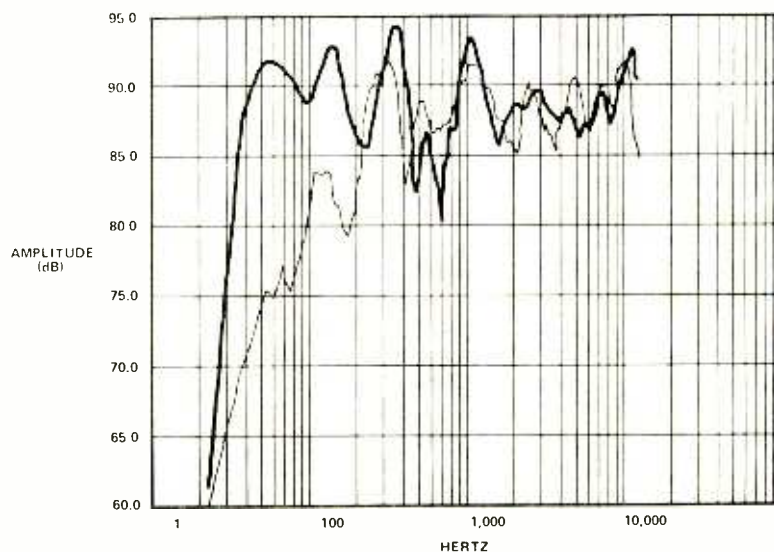


Fig. 7. Effect of a tuned enclosure (heavy line) in a compact car.

differences is that earlier units operated in an "open loop" manner without any negative feedback. In this design, negative feedback is used to ensure flat response and low distortion, just as in conventional high-fidelity solid-state amplifiers. Since virtually no power is dissipated in the output stages of these amplifiers, they are ideally suited to this new application. The on-off switching in a two-state amplifier is essentially digital in nature, hence the designation "digital mode."

In addition to power amplification, the active equalization circuits included with the amplifier provide the audio-signal processing needed to match the acoustic requirements of a specific model car with the requirements of a particular location within the car. The sig-




Fig. 8. Speaker modules are designed for specific locations.

nal processing circuits are actually different between the front and rear amplifiers.

Check out this option in a 1983 Cadillac Seville or Eldorado, Buick Riviera, or Oldsmobile Toronado, the first cars to employ this integrated car stereo system. It may well shatter several myths and misconceptions concerning the limitations thought to be inherent in car stereo.

QUALITY parts at DISCOUNT PRICES

<p>MINI BSR</p> <p>AUTOMATIC RECORD CHANGER</p> <p>* B.S.R. MODEL C136R/C/3 * PLAYS 33/45/78 RECORDS * MINI SIZE: 8 1/4" X 12"</p> <p>INCLUDES DUST COVER AND PLASTIC CASE (NOT PICTURED) WITH FRONT CUT OUT TO FIT STEREO UNIT (NOT INCLUDED).</p> <p>\$17.50 each</p>	<p>COMPUTER GRADE CAPACITOR</p> <p>1700 mfd. 150VDC \$2.00 2 1/2" DIA X 4 3/4" HIGH 3,600 mfd. 40VDC \$1.00 1 3/8" DIA. X 3" HI 6,400 mfd. 60VDC \$2.50 1 3/8" DIA X 4 1/4" 12,000 mfd. 40VDC \$3.00 2" DIA X 4 1/4" HIGH 18,000 mfd. 75VDC \$4.00 2 1/2" DIA X 4 1/2" HIGH 22,000 mfd. 15VDC \$2.00 2" DIA X 2 1/2" HIGH 22,000 mfd. 40VDC \$3.00 2" DIA. X 6" HIGH 24,000 mfd. 30VDC \$3.50 1 5/8" DIA X 4" HI 31,000 mfd. 15VDC \$2.50 1 5/8" DIA X 4" HI 72,000 mfd. 15VDC \$3.50 2" DIA. X 4" HIGH</p>	<p>TRANSFORMERS</p> <p>120 volt primaries</p> <p>5.0 VOLTS at 750 MA \$3.00 6 VOLTS at 150 mA \$1.25 16.5 V. at 3 AMPS \$6.50 18 VOLTS at 350 MA \$2.00 18 VOLTS at 1 AMP \$4.50 18 V.C.T. at 2 AMP \$5.50 24 VOLTS at 250 ma \$2.50 28 VCT at 3.6 AMP \$6.50 35 VCT. at 1 AMP \$3.50 42 V.C.T. at 1.2 AMP \$4.50 65 VCT. at 2 AMP \$5.50</p>
<p>JOYSTICK</p> <p>PRECISION DEVICE... CONTAINS 4 50K CENTER TAPPED ALPS POTS. \$4.75 ea</p>	<p>BLACK PLASTIC CASE</p> <p>PAC-TEC SERIES C</p> <p>BLACK PLASTIC ENCLOSURE ADJUSTABLE HEIGHT FROM 1.63" TO 2.93". WIDTH 6.85"; DEPTH 8". BUILT-IN STAND OFFS FOR P.C. BOARDS.. FRONT AND BACK PANELS NOT INCLUDED.. \$5.25 PER CASE</p>	<p>LE.D's</p> <p>STANDARD JUMBO DIFFUSED</p> <p>RED 10 FOR \$1.50 GREEN 10 FOR \$2.00 YELLOW 10 FOR \$2.00</p> <p>FLASHER LED</p> <p>5 VOLT OPERATION RED JUMBO SIZE \$1.00 EACH 2 FOR \$1.70</p> <p>SUB MINI LED</p> <p>RED</p>
<p>VARACTOR DIODES</p> <p>BB-103 3 FOR \$1.00 100 FOR \$30.00</p> <p>MV2205 3 FOR \$1.00 100 FOR \$30.00</p>	<p>35 MFD 330 VOLT</p> <p>1" X 5/8" DIA. 45¢ EACH... 10 FOR \$4.00</p> <p>170 MFD 330 VOLT</p> <p>1 1/2" X 7/8" 2 FOR \$1.50/10 FOR \$7.00</p> <p>600 MFD 360 VOLT</p> <p>3 3/4" HIGH X 1" DIA. \$1.00 EA. 10 FOR \$9.00</p> <p>750 MFD 330 VOLT</p> <p>2" HIGH X 1 3/4" \$1.25 EACH 10 FOR \$11.00</p>	<p>COMPUTER GRADE CAPACITOR SPECIAL</p> <p>180,000 mfd. at 6V 2 1/2" DIA X 4 1/2" HIGH \$1.50</p> <p>CLAMPS TO FIT CAPACITORS 500 ea.</p>
<p>MITSUMI MODEL UES-A55 VARACTOR UHF TUNER</p> <p>FREQ RANGE 470 - 889 MHz ANTENNA INPUT 300 OHMS \$25.00 each 10 FOR \$220.00</p>	<p>DC WALL TRANSFORMER</p> <p>ALL ARE 115VAC PLUG IN</p> <p>4 VDC at 70 MA \$2.50 5.8 VDC at 125 MA \$2.50 9 VDC at 100 MA \$2.00 9 VDC at 225 MA \$3.00 22 VDC at 60 MA \$2.50</p>	<p>LED HOLDERS</p> <p>TWO PIECE HOLDER FOR JUMBO LED 10 FOR 65¢ 200 FOR \$10.00</p>
<p>SLIDE POTS</p> <p>500K linear taper</p> <p>2 7/8" LG. 75¢ EACH 1 3/4" TRAVEL 75¢ EACH</p>	<p>FREE! SEND FOR OUR NEW 1983 40 PAGE CATALOG FREE!</p>	<p>8' LINE CORD</p> <p>5JT M/E 18 - 3 ROUND 6 GA \$2.00 EACH 10 FOR \$18.50</p>
<p>KEYBOARD w/ case</p> <p>16 KEY KEYBOARD MATRIX ENCODED</p> <p>TERMINATES TO FLEXIBLE CABLE WITH CONTACTS ON .100 CENTERS. EDGE CONNECTOR INCLUDED... \$4.50 PER KEYBOARD, CASE, AND CONNECTOR.</p>	<p>4PDT RELAY</p> <p>14 pin style 3 amp contacts 24 volt d.c. or 120 volt a.c. coil Used but fully tested \$1.70 EACH</p> <p>SPECIFY COIL VOLTAGE LARGE QUANTITIES AVAILABLE SOCKETS FOR RELAY 50¢ each</p>	<p>4 WATT STEREO AMP</p> <p>ASSEMBLY INCLUDES VOLUME, BALANCE AND TONE CONTRLS., CERAMIC PHONE INPUT, LINE INPUT AND 8 OHM OUTPUT FOR SPEAKER OR HEADPHONES. OPERATES ON 12 VAC @ 500MA. OUR ABOVE 12 VOLT TRANSFORMER IS IDEAL FOR THIS APPLICATION \$4.50 EACH</p>
<p>EDGE CONNECTOR</p> <p>ALL ARE .156" SPACING</p> <p>15/30 GOLD SOLDER EYELET \$2.00 EACH 18/36 GOLD SOLDER EYELET \$2.00 EACH 22/44 GOLD SOLDER TAIL (P.C. STYLE) \$2.50 EA 10 FOR \$22.50 22/44 TIN SOLDER TAIL (P.C. STYLE) \$1.35 EA 10 FOR \$12.50 22/44 GOLD SOLDER EYELET \$2.50 EACH</p>	<p>6 VDC RELAY</p> <p>MINIATURE D.P.D.T. 3 AMP CONTACTS FUJITSU # FBR3210005 \$1.75 EA 10 / 16.00</p>	<p>13 VDC RELAY</p> <p>CONTACT: S.P.N.C. 10 AMP @ 120 VAC ENERGIZE COIL TO OPEN CONTACT... COIL: 13 VDC 650 OHMS SPECIAL PRICE \$1.00 EACH</p>
<p>6 volt 9amp/hr RECHARGEABLE</p> <p>ELPOWER # EP690 SOLID GEL CELL 5 1/2" X 4 1/4" X 2 3/4" \$15.00 EACH</p>	<p>2 CHANNEL LIGHT ORGAN</p> <p>EASILY HOOKS INTO STEREO SPEAKERS AND ALLOWS 110 VAC LIGHTS TO DANCE WITH MUSIC. TWO SEPARATE 110 VAC OUTPUTS FOR HIGH AND LOW FREQUENCY AUDIO SIGNALS. USE TWO ORGANS FOR STEREO... \$6.50 PER UNIT</p> <p>COLOR LIGHT STRING AVAILABLE \$1.75 EA</p>	<p>MINI-PUSH BUTTON</p> <p>S.P.S.T. MOMENTARY NORMALLY OPEN 1/4" BUSHING 35¢ EACH 10 FOR \$3.25 100 FOR \$30.00</p> <p>SPECIFY COLOR: RED, BLACK, WHITE, GREEN, YELLOW.</p>
<p>BLACK LIGHT (ULTRAVIOLET)</p> <p>G.E. # F675BL \$2.50 each</p>	<p>FOOT CONTROL WITH SIDE SWITCH</p> <p>MEASURES 4 3/4" X 9 3/4" WITH 100 K LINEAR POT AND MOMENTARY S.P.D.T. SWITCH. \$6.50 EACH</p>	<p>KEY SWITCH</p> <p>S.P.S.T. 4 AMPS @ 125 VAC KEY REMOVES BOTH POSITIONS \$3.50 EA</p>
<p>CRYSTALS</p> <p>CASE STYLE HC33/U 2 MHZ: 3579.545 KC \$1.00 EACH 3.579545 MHZ \$1.00 EACH</p>	<p>4 CHANNEL 8 TRACK HOME UNIT</p> <p>BRAND NEW UNITS... ASSEMBLY INCLUDES; TAPE HEAD, MOTOR BELT, 110VAC MOTOR, PRE-AMP, LIGHTS, SWITCHES, SOLENOID AND OTHER USEFUL PARTS... AN EXCEPTIONAL BUY! \$7.25 PER ASSEMBLY</p>	<p>METAL OXIDE VARISTOR</p> <p>G.E. # V82ZA12 82 VOLTS, NOMINAL D.C. VOLTAGE. 5/8" DIAMETER. 2 FOR \$1.50</p>
<p>EQUIPMENT SLIDES CHASSIS-TRAK MODEL C3005</p> <p>HOLDS TO 85 LBS, EXTENDS 23" \$2.00 PER PAIR SOME HARDWARE INCLUDED</p>	<p>ALL ELECTRONICS CORP.</p> <p>905 S VERMONT AVE P O BOX 20406 LOS ANGELES, CA 90005</p>	

NEW PRODUCTS



PERSONAL COMPUTER WITH DISK DRIVE

Morrow Designs' new Micro Decision computer is for personal and small business use. The 8-bit unit is structured around the Z80A and includes 64K bytes of RAM, two RS232 ports, a smart terminal with detachable keyboard, and a single-sided 5 1/4" drive with 200K bytes of formatted capacity. A second drive is optional. It uses CP/M 2.2, permitting access to more than 2000 business programs. Other software included are Microsoft Basic 80, BaZic, Wordstar, Correct-It, and LogiCalc. Features include a menu-driven front end that provides a "road map" through CP/M and read/write capability for Osborne, IBM and Xerox 820. \$1790 with CRT and one floppy-disk drive; second drive, \$350.

Circle No. 93 on Free Information Card



MICROPHONE WITH ECHO PROVISION

Sony introduces its Echo Mic (F-V7ET), a high-Z dynamic cardioid vocal microphone, designed to produce vibrato and echo effects. It has a "Unimatch" plug to be compatible with home tape recorders. A switch controls speed of the desired effect. Frequency range is rated at 100 to 12,000 Hz. It measures approx. 2" x 8 1/2" and weighs 6.7 oz. Comes with stand. \$65.

Circle No. 95 on Free Information Card



VIDEO SWITCHER

The R.L. Drake Co. has announced the new VS35 video selector, a switcher designed to select the desired input to a TV or VCR. Five input sources, e.g. antenna/cable, satellite receiver, VCR, game, disc player, etc., can be directed to two TV sets (or monitors) and three of the inputs can be sent to the VCR. Pushbuttons effect operation, and LEDs indicate operating status. Isolation between the inputs is given as 60 dB. Dimensions are 9 1/2" D x 13" W x 3". \$160.

Circle No. 92 on Free Information Card

HEAVY-DUTY DMM

The HD-110 from Beckman is a portable multimeter with a fire-retardant plastic case said to protect the unit from drops, overloads, water, and dust. The "large area" LCD and 9-V battery are shock-mounted to resist damage from impact. Ranges are to 1500 V dc, 1000 V ac, 10 A ac and dc, and 20 megohms. Dc accuracy is rated at 0.25%. Has continuity checking. \$189.

Circle No. 94 on Free Information Card



Additional information on new products covered in this section is available from the manufacturers. Either circle the item's code number on the Free Information Card or write to manufacturer at the address given.



HIGH-PERFORMANCE JOYSTICK

For those who want to avoid (or at least postpone) the ignominy of being devoured by ghastly video monsters, Discwasher has introduced its PointMaster Competition Joystick. Designed as a replacement for Atari, Sears, Vic 20, and other joysticks, the PointMaster has one-handed action with the fire button at the top of a contoured hand grip. There's an additional benefit of this design for left-handed people since most other controls are for "righties." A five-foot cord permits players to move farther back from the TV screen than most joysticks allow. \$17 each.

Circle No. 91 on Free Information Card



WINCHESTER DRIVE FOR THE E'LITE



The Irwin 510 is a 5 1/4" Winchester disk drive with built-in cartridge tape backup and 12.2 megabytes unformatted capacity (10.0 megabytes, formatted) on a single platter. Average positioning time is given as 33 ms. Measuring 3 1/4" H x 5 3/4" W x 8" D, it is primarily for use in the E'lite microcomputer from Barrington Corp. The E'lite is intended for use by small businesses and includes 64K of RAM, 2K of ROM and a new 8-bit Z80B processor operating at 6 MHz. The E'lite offers a file-oriented backup program so that individual and groups of disk files can be copied and restored. Capacity is expandable to more than 100 megabytes in 10-byte increments, using the 510. The physical design of the 510 is such that it can be used with other systems. \$2575.

Circle No. 97 on Free Information Card

60-MHz DUAL-TRACE SCOPE

The V-650F from Hitachi has a 6" square CRT with an internal graticule. An improved metal-backed phosphor is said to make its new 10-kV tube as bright as the older 15-kV CRT. Vertical sensitivity is rated at 5 mV/div over the full bandwidth and 1 mV/div to 10 MHz. Display modes are Ch1, Ch 2 (normal or invert), chopped, or added. Horizontal deflection system consists of the main time base (22 calibrated sweep positions from 50 ns/div to 50 μs/div in 1-2-5 sequence) and the delayed time base. Dimensions are 12" W x 7" H x 16" D. \$1195.

Circle No. 99 on Free Information Card



EXPANDABLE TABLE-TOP RADIO

Proton Corp. has introduced a table-top AM/FM receiver called *the Radio*. It is claimed to have an improved way of capturing over-the-air signals (the Schotz Variable-Bandwidth PLL Detector) that eliminates multipath distortion. Stereo performance is achieved by adding a speaker system measuring 7" H x 11" W and containing its own amplifiers for the bass and treble speakers. Together, the amplifiers add 25 W and up to 10 powered speakers can be connected to the receiver at once. Specs for the FM tuner include a rated sensitivity of 1 μV, selectivity of 60 dB, S/N (stereo) of 77 dB, and THD of 0.15%. The amplifier section has a rated frequency range of 60 to 10,000 Hz and a THD of 0.03%. The receiver and attached speaker measure 7" H x 14" W. \$280. Optional speaker system, \$150.

Circle No. 96 on Free Information Card

NEW WALKMAN DESIGN

The Sony Walkman 5 is descended from the Walkman II and looks like it, only smaller. Dimensions are 4 1/4" H x 3 1/8" W x 1 1/8" D (slightly larger than a standard audio cassette). It has all the features of the original, including metal tape capability, auto shut-off at end of tape, fast forward and reverse, and two stereo headphone jacks (playback only). The Model 5 has the new featherweight MDR-30 headphones that adjust to hug the wearer's head. \$130.

Circle No. 98 on Free Information Card



Panasonic Model CT-3311 Micro Color TV



A SPATE of tiny-screen portable TV receivers has reached dealer shelves from many manufacturers. You can choose from among TV/AM-FM radio/cassette recorder combo models or a mini-TV by itself. Furthermore, you also have a choice of black-and-white or color models. Panasonic has produced the smallest-screen models yet, both black-and-white and color types. I've examined Panasonic's smallest-screen color unit for this report—the model CT-3311 Micro Color TV. It features a 2.6" diagonally measured screen, weighs only $3\frac{5}{16}$ lb, and has overall dimensions that enable it to fit into the palm of your hand. It operates on ac, car battery or with an optional rechargeable battery. Owing to its audio and video inputs provisions, it can also serve as a video cassette recorder color monitor. Suggested retail price is \$500 plus \$50 for the optional battery pack.

General Description. Most of the model's $3\frac{3}{8}$ " \times $4\frac{1}{2}$ " front panel (depth is $9\frac{1}{8}$ ") is taken up by the CRT, of course. This leaves room for an on-off switch, volume control, channel indicator switch, vhf/uhf selector, and twin channel tun-

ing search buttons. At the top of the set are an automatic-manual tuner slide switch, a recessed one-inch disc for manual tuning, a telescoping monopole antenna, and a loud-speaker grille.

When the power switch is turned on, it takes about 30 seconds until the screen lights. The automatic-search tuning buttons cause an illuminated vertical bar to be displayed that scans across the screen and stops at the first clear signal captured by the model's electronic synthesized tuner; it then disappears for clean picture viewing.

When vhf (channel 2 through 13) is selected, the bar is a thin red vertical line; with uhf selection (channels 14 through 82) the line is a greenish-blue color. Location of the color line with respect to the channel indication "dial" at the bottom of the screen identifies the channel tuned in. Channel 2 starts at the left of the screen with numbers running up to Channel 13 at the extreme right. Similarly, uhf Channel 14 is at left and Channel 82 is at right. The dial is always illuminated when in the automatic position. For manual tuning the dial indicator must be depressed. At the bottom right of the set are two pushbuttons with arrows

indicating the direction the automatic channel indicator should move.

Manual tuning can be accomplished by rotating the recessed disk at the top of the set while observing position of the vertical line on the screen in relation to the channel markings on the illuminated dial. Manual channel selection, however is tricky; it's easier to use the automatic tuning.

Five recessed adjustment buttons that can be rotated with a finger nail or, more conveniently, with a screw driver, are located in a row at the lower right of the cabinet. These include the vertical hold; the "Panabright" control, which simultaneously adjusts contrast color to balance with brightness levels; the regular master brightness control; the tint control; and the master color control.

At the rear of the set you find the input for the external antenna, an ear phone jack, the 12-V dc power input, the video monitor controls, and jacks.

Power is supplied from an optional 12-V dc battery pack (with carrying handle) that snaps into the base of the unit, or from the ac line via a built-in adapter that also serves as a battery charger.

A video input and output, as well as two inputs and outputs for audio, are also located on the rear panel. This makes it possible to use the Panasonic CT-3311 as a color video and audio monitor when operating a portable video cassette recorder and camera.

The model we tested was one of the first released and we were unable to obtain detailed troubleshooting instructions. When we opened up the cabinet, we quickly realized that packing a complete color TV receiver into this small space does not make for accessibility. The main PC board is located horizontally, at the bottom of the chassis. All remaining space within the cabinet, however, is taken up by other pc

WORD PROCESSOR?



You bet! Quick Brown Fox word processing software has more features than Word Star and runs on even a standard VIC-20. And it can grow and grow. Add memory, 80 column display, disks, even a letter quality printer. We'll show you how a first-class word processor can be yours for less than \$2000! It all starts with the Quick Brown Fox at \$65.



Call or write for our free brochure
Quick Brown Fox 548 Broadway New York NY 10012 (800) 547-5995 Ext 194
Dealer Inquiries Invited (212) 925-8290

CIRCLE NO. 27 ON FREE INFORMATION CARD

boards and components. We could not gain access to the convergence controls for the color picture tube nor could we reach the horizontal oscillator or many other test points. As in other compact electronic equipment, detailed manufacturer instructions are required for proper disassembly, alignment adjustment and troubleshooting.

In order to properly view the set's 2 1/8" by 1 5/8" color image, the viewer should be no farther away than 18", the standard distance for normal reading. Panasonic supplies an enlarging lens as an option, but this means that you have to be directly in front of the screen in order to avoid bad distortion at the edges. Another factor, illustrated by the grid test pattern of Figure 1, is that the amount of information that can be contained by this size image is substantially less than what you would see on a 12" to 19" TV screen. Although a moving color picture looks quite good, a test pattern, carefully analyzed, shows some of a small screen's limitations.


Laboratory Measurements. Our tests confirm that the Panasonic CT-3311 micro color TV set performs amazingly well as a color receiver and video monitor. Owing to its size, however the receiver portion, including the tuner and i-f section does not provide the kind of sensitivity or signal-to-noise ratio that can be expected from a full-size color TV receiver. But the differ-

ence is relatively small. While the -52 dBm vhf sensitivity and the corresponding 12-dB noise figure do not make the set an outstanding candidate for deep-fringe reception, it will perform quite adequately in the near-fringe range when relatively noise-free signals of 15 or 20 microvolts are received. The uhf performance is, relatively speaking, slightly better.

We were pleasantly surprised at the 3.1-MHz video bandwidth. We did not expect that such great resolution, the usual bandwidth for 19" color receivers, would be available. Although the grid test pattern pictured provides only an approximate indication of this bandwidth, it is clear that the screen can display quite a bit of fine detail for its size.

R-f oscillator stability, measured with the automatic frequency control locked in, is good. The figures for agc dynamic range and dc restoration were comparable to the performance figures of a 19" set, and the bright, true colors we saw on the screen were similarly comparable. Horizontal and vertical linearity could not be determined by our usual method of measurement because the screen was too small. The photograph of the electronically generated raster on the screen, however, shows that linearity was excellent, both horizontally and vertically. We found a bit of misconvergence along the top of the screen, but that was not apparent when a color bar test pattern or an actual color scene was observed.

The audio quality from the 3" speaker, while not subjected to mea-



Electronically generated test pattern shows good linearity.

surements, sounded adequate and comparable to that obtained from most portable radios.

In summing up, we conclude that the Panasonic CT-3311 performs as well as most color TV receivers, though on a measurement basis, less well in deep-fringe areas.

User Comments. The quality of the color pictures obtained on the Panasonic CT-3311 was excellent. Whether used as a receiver, on both vhf and uhf bands, or as a video monitor, we had the distinct impression that we were getting a great deal of performance from a handful of electronics.

The small size of the TV screen also has some limitations, naturally. When credits for a TV film appear, for example, or when a video camera is focused on relatively small lettering, we find that what would be legible on a 13" or 19" screen is simply too small to read. Panasonic does offer an optional enlarging lens that can be mounted in front of the screen. But owing to the inevitable side view distortion, the use of the set is limited to a single viewer who must watch it from directly in front. Even with the enlarging lens, the small screen presents a definite limitation when the set is used for computer alphanumeric display.

However, for those who would like to carry a color TV set along on their travels, or who go backpacking and cannot stay away from their favorite TV shows, the Panasonic 3311 provides good performance with maximum portability. For outdoor video recordists, the set will enable you to judge color quality while you're recording.

—Walter Buchsbaum

CIRCLE NO. 102 ON FREE INFORMATION CARD

PANASONIC CT-3311 MICRO COLOR TV

Parameter	Measurement
Video bandwidth to CRT (-6 dB):	3.1 MHz
Dc restoration:	95%
Horizontal linearity:	*
Vertical linearity:	*
Sensitivity, vhf (Ch. 3):	-52 dBm
Sensitivity, uhf (Ch. 20):	-50 dBm
Noise figure, vhf (Ch. 3):	12 dB
Noise figure, uhf (Ch. 20):	18 dB
Oscillator stability (Ch. 3): (105 to 130 V ac, 2 hr)	0.1 MHz**
Oscillator Error (Ch. 3):	**
Convergence:	75% at worst
Voltage regulation:	Battery
High-voltage regulation:	**
Power requirement:	9.5 W

* Appear good but screen too small to measure.

** Test points not accessible.

It's like having X-ray ears...

Tiny, powerful electronic "ears" let you hear whispers through walls, conversations 2 miles away.

The Dyna-Mike Transmitter

It's smaller than a quarter. But DYNA-MIKE will transmit every sound in a room to an FM radio tuned to the proper unused frequency, from 1/3 mile to 2 miles away.

If you're at a neighbor's home a block from your own, you can hear your baby's cry, or you can tell the instant your spouse comes home.



If two of you are driving tandem in two cars, one or both of you can communicate with the other even if other cars drive between you.

DYNA-MIKE has as many uses as your imagination can think of. For a business conference, let the tiny microphone sit unobtrusively on the table or concealed on a shelf, and you'll be able to record every word. For businesses, you can put an FM receiver in a warehouse or remote office and "broadcast" instructions or orders to be filled.

Public speakers never had a better friend than the DYNA-MIKE. No wires or setup — just turn on one or more radios and your speech will come through with perfect fidelity. Put one on the front porch. If you hear a suspicious sound, turn on the radio and you'll hear the doorbell or the ring of the telephone.

Choose Your Model

New Horizons is introducing three models of the DYNA-MIKE supersensitive broadcast microphone. Model IC-18 is the world's smallest microphone — it's a miracle of electronic miniature power, with a high-fidelity range of 1800 feet. Introductory price is \$129.95 (two for only \$119.95 each).

Model X-18 is the longest-range microphone, with an unbelievable two-mile range. Introductory price is \$149.95 (two for only \$139.95 each).

Model X-3 is the most sensitive microphone. It broadcasts perfect-quality sound even from low-levels or whispers, up to 1,500 feet. Introductory price is \$99.95 (two for only \$89.95 each).

Each microphone is fully wired, complete with standard HC-1.35v. battery, good for 100 hours of continuous use and easily and inexpensively replaceable.

Of course you're protected by the New Horizon guarantee: use any DYNA-MIKE transmitter microphone for 30 days, with the right to return it for a full refund if you're not delighted.

— Phone or use this coupon —

The Super-Ear

You'll hear it all.

Effortlessly, you can hear not just a baby's cries, but quiet breathing, through a concrete wall a foot thick. Put the SUPER-EAR earphone in your ear and place the speaker on the wall. That's all there is to it.

SUPER-EAR hears everything, and even more astounding, hears it clearly. It's as though the wall weren't there. If you're coming home late at night and think intruders are in your residence, let SUPER-EAR find out for you. Want to know if the meeting is over in the room with the closed door? SUPER-EAR will tell you in a second.

SUPER-EAR is undetectable from the other side of the wall. The quality of sound has amazing fidelity—good enough to record, and SUPER-EAR has its own built-in recorder jack.

Because SUPER-EAR is the ultimate listening device, you can use it to pinpoint hidden squeaks in your car or the source of mysterious engine noises. Construction experts use it to check for flaws or cracks in buildings.

It Works Anywhere!

Ever put your ear to a railroad track to try to hear the train? Try it with SUPER-EAR. You'll hear that train many miles away. Use it as a powerful stethoscope on yourself, a friend, or a pet. You can even hear a bird's breathing.

The only source for SUPER-EAR is New Horizons. Choose from two models — Model SB-5, with ultrasensitive microphone, \$139.95 (two for only \$129.95 each); or Model SB-1, with suction-type microphone, \$99.95 (two for only \$89.95 each).

Use your SUPER-EAR for 30 days. If for any reason you're not delighted, the absolute New Horizons guarantee means you can return it for a prompt refund.



The Phone Answerer Recorder

The PHONE ANSWERER/RECORDER connects in seconds between any tape recorder and your telephone. When you're away it automatically delivers a message up to 20 seconds to anyone who calls: when you'll return, when to call back, where you are.



When you're there, the ANSWERER/RECORDER starts any cassette recorder automatically when you pick up the phone and shuts off when you hang up.

It records both sides of the conversation with astonishing clarity, giving you a permanent record of every call, preventing unauthorized use of your phone, and eliminating misunderstandings over what was said. It's specially wired to extend recording time on your tape recorder. Needs no batteries — it's always "alive".

The PHONE ANSWERER/RECORDER is a masterpiece of miniaturization. It's yours for \$49.95 (two for only \$44.95 each). PHONE RECORDER unit alone, records but doesn't answer, \$29.95 (two for \$24.95 each). Every instrument has the unbeatable New Horizons guarantee.

For immediate service on credit card orders, call toll-free 24 hours a day, seven days a week:

1-800-824-7888

Ask for operator NO. 551

in California: 800-852-7777

We Absolutely Guarantee! Use any electronic instrument acquired from us for up to 30 days. If you decide for any reason that you don't want to keep it, return it for a 100% refund.

NEW HORIZONS

1 Penn Plaza, Suite 100
New York, N.Y. 10119
For Information Call (201) 370-8029

New Horizons, 1 Penn Plaza, Suite 100, New York, NY 10119

CE-12

Please ship at once, with 30-day money-back guarantee:

— Phone or use this coupon —

- Super-Ear Model SB-5, \$139.95
- 2 for \$129.95 each
- Super-Ear Model SB-1, \$99.95
- 2 for \$89.95 each
- Dyna-Mike Model IC 18, \$129.95
- 2 for \$119.95 each
- Dyna-Mike Model X-18, \$149.95
- 2 for \$139.95 each
- Dyna-Mike Model X-3, \$99.95
- 2 for \$89.95 each
- Phone Answerer/Recorder, \$49.95
- Phone Recorder, \$29.95
- 2 for \$24.95 each

Indicate payment method:

___ Check enclosed

___ Bill to ___ VISA ___ MasterCard

No. _____

Expires _____ Signature _____

Name _____

Address _____

City _____ State _____ Zip _____

Please add \$1.75 per total order for shipping.

The Choice of

Computer Exchange — The Supply Center for the IBM-PC

SOFTWARE for the IBM-PC

BUSINESS

	LIST PRICE	OUR PRICE
ASHTON-TATE, dBase II, CP/M-86	\$ 700	\$459
DENVER SOFTWARE, Easy (Executive Accounting System)	\$ 725	\$545
HOWARDSOFT, Real Estate Analyzer	\$ 250	\$189
INFORMATION UNLIMITED, Easywriter II (a WPS)	\$ 350	\$259
Easyspeller (88K Words)	\$ 175	\$129
Easytiter (a DBMS)	\$ 400	\$299
Easy Planner	\$ 250	\$189

IUS

	LIST PRICE	OUR PRICE
INNOVATIVE SOFTWARE, T.I.M. III (a DBMS)	\$ 495	\$369
INSOFT, Data Design (a powerful easy to use DBMS) NEW!	\$ 225	\$169
INNOVATIVE, Spell Guard	\$ 295	\$220
ISA, Spell Guard	\$ 295	\$195
ISM, MathMagic	\$ 90	\$ 69
LEXISOFT, Spellbinder (a versatile WPS in CP/M-86)	\$ 495	\$249
MICRO LAB, The Tax Manager	\$ 250	\$189
★MICROPRO, WordStar® plus free WordStar Training Manual	\$ 495	\$365
MailMerge™	\$ 250	\$185
SpellStar™	\$ 250	\$185
Special! All Three Above, WordPac	\$ 895	\$695
WordStar Training Manual	—	\$ 25

NORTH AMERICAN BUS. SYSTEM, The Answer

	LIST PRICE	OUR PRICE
PEACHTREE, Inventory Series 40	\$ 600	\$399
Peach Pak 40 (GL, AR & AP)	\$ 595	\$395

PERFECT SOFTWARE, Perfect Writer™

	LIST PRICE	OUR PRICE
Perfect Speller™	\$ 189	\$119
Perfect Filer™	\$ 289	\$179
Select Info.™ Select (a WPS)	\$ 595	\$375
SORCIM SuperCalc	\$ 295	\$199
SuperWriter, call on availability	\$ 395	\$269
Spell Guard, call on availability	Call	Call

SUPERSOFT, Disk Doctor (CP/M-86)

	LIST PRICE	OUR PRICE
Diagnosics II (CP/M-86)	\$ 100	\$ 75
Diagnosics II (CP/M-86)	\$ 125	\$ 95
Scratch Pad (CP/M-86 and MS-DOS)	\$ 295	\$225
VISICORP, VisiCalc®/256K	\$ 250	\$179
VisiDex	\$ 250	\$199
VisiTrend/Plot	\$ 300	\$219
VisiFile	\$ 300	\$239
Desktop Plan	\$ 300	\$239

UTILITY

	LIST PRICE	OUR PRICE
NAGY SYSTEM, Copy/PC, Backup Copier and Utilities	\$ 35	\$ 29
NORELL DATA,™ System Backup, Bit Copier	\$ 50	\$ 39
NORTON, Norton Utilities, 14 powerful programs, 3 disks	\$ 80	\$ 65

HOME & EDUCATIONAL

	LIST PRICE	OUR PRICE
ACORN, Last Colony	\$ 30	\$ 24
AUTOMATED SIMULATIONS, Temple of Apshai	\$ 40	\$ 29
Upper Reaches Apshai	\$ 20	\$ 15
JabberTalky	\$ 30	\$ 22
Curse of Ra	\$ 20	\$ 15

AVALON HILL, Galaxy

	LIST PRICE	OUR PRICE
Midway Campaign	\$ 25	\$ 20
Computer Stocks and Bonds	\$ 21	\$ 17
Voyager	\$ 25	\$ 20
Draw Poker	\$ 25	\$ 20

BRODERBUND, Apple Panic

	LIST PRICE	OUR PRICE
CONTINENTAL, The Home Accountant Plus	\$ 150	\$112
DATAMSD, Write-On	\$ 130	\$110
Pig Pen	\$ 30	\$ 22
Space Strike	\$ 30	\$ 22

CONTINENTAL, The Home Accountant Plus

	LIST PRICE	OUR PRICE
DAVIDSON, The Speed Reader	\$ 150	\$112
INFOCOM, Deadline	\$ 75	\$ 55
Zork I	\$ 50	\$ 39
Zork II	\$ 40	\$ 29


ON-LINE SYSTEMS, Frogger

	LIST PRICE	OUR PRICE
Ulysses & The Golden Fleece	\$ 35	\$ 26
PBL CORP, Personal Investor	\$ 25	\$ 25
SENTIENT, Cyborg (Call on availability)	\$ 145	\$ 99
SIRIUS, Conquest	\$ 35	\$ 23
SIRIUS, Conquest	\$ 30	\$ 23
SPINWAKER, Snooker Troops, #1 or #2	\$ 45	\$ 35
Story Machine	\$ 35	\$ 25
Face Maker	\$ 35	\$ 25
STRATEGIC, The Warp Factor	\$ 40	\$ 30
VERSA COMPUTING, Graphics Hardcopy System	\$ 25	\$ 19



VIC 20 Home Computer	\$300	\$199
Datasette VIC 1530	\$ 75	\$ 59
Disk Drive VIC 1540	\$ 600	\$369
Super Expander VIC 1211A 3K with lots of extras	\$ 70	\$ 56
8K Memory Expander Cartridge	\$ 60	\$ 48
16K Memory Expander Cartridge, Microtek	\$ 159	\$115

Wide VIC 20 Software and Peripheral line in stock. Call



HARDWARE for the IBM-PC

	LIST PRICE	OUR PRICE
AST RESEARCH, Combo Plus, 64K with one option	NEW! \$ 495	\$379
Combo Plus, 256K with one option	NEW! \$1095	\$729
Options Async. Comm Port. Para. Printer Port. Clock/Calendar	—	—
Add \$50 for second option and \$35 for third.	—	—
Parity Memory Card, 64K	\$ 395	\$279
256K	\$ 995	\$659

Note: All of above cards are memory upgradeable.

BYAD INC., DSI 2808 for CP/M-80

	LIST PRICE	OUR PRICE
DS2 above with serial port	\$ 660	\$570
	\$ 760	\$660

CORVUS, Hard Disk System. See Corvus Section This Page

	LIST PRICE	OUR PRICE
CURTIS, PC Pedestal™ for Display on PC	\$ 80	\$ 65
3 Foot Cable for IBM Mono Display	\$ 50	\$ 39

DAVONG, DS1-501 Hard Disk, 5 Meg

	LIST PRICE	OUR PRICE
★MICROSOFT, 64K RAM Card w/Parity, RAM Drive & Utility	\$ 350	\$255
128K RAM Card w/Parity, RAM Drive & Utility	\$ 525	\$395
256K RAM Card w/Parity, RAM Drive & Utility	\$ 875	\$659
64K RAM Chips™	\$ 175	\$129

QUADRAM CORPORATION

	LIST PRICE	OUR PRICE
Quadboard, 64K, expandable to 256K, 4 function board	\$ 595	\$445
Quadboard, 128K, expandable to 256K, 4 function board	\$ 775	\$575
Quadboard, 192K, expandable to 256K, 4 function board	\$ 895	\$645
Quadboard, 256K, four function board	\$ 995	\$685

★ MEMORY BOARD, 512K, with Serial Port, #6512

	LIST PRICE	OUR PRICE
Memory Upgrade Kit, 64K (9 chips), #B260	\$ 150	\$ 95
MicroLazer, Snap-on, 8K, Par/Par, Epson, #ME8	\$ 159	\$129
MicroLazer, Snap-on, 64K, Par/Par, Epson, #ME64	\$ 299	\$219
MicroLazer, same as #ME8 except with copy, #MP8	\$ 169	\$139
MicroLazer, same as #MP8 except 128K	\$ 445	\$345
Power Supply for MicroLazer, (9V, .25A) WPS1	\$ 20	\$ 15

TG PRODUCTS, Joystick

	LIST PRICE	OUR PRICE
Disk Drives		
TM100-1 Single Sided 160K	\$ 280	\$229
TM100-2 Double Sided 320K	\$ 350	\$279
VISTA COMPUTER, 576K Maxcard	\$1395	\$1195

XEDEX baby blue

	LIST PRICE	OUR PRICE
64K plus CP/M-80 operation	\$ 600	\$495

PRINTERS, Impact

	LIST PRICE	OUR PRICE
EPSON, See Epson section below		
105 Prism 132, Color w/Graphics	\$1995	\$1549
Prism 80, Color w/Graphics	\$1795	\$1450
Pager Tiger 440, w/Graphics & 2K Limited Special!	\$1295	\$495
MicroPrism 480, near letter quality	\$ 799	\$699
NEC, 8023 Printer F/1	\$ 695	\$525
OKIDATA, Microline 82A, 120 Cps 80 Col Para & Serial	\$ 649	\$495

PAPER, Tractor Feed, Variety in stock, call for price

CORVUS SYSTEMS

	LIST PRICE	OUR PRICE
★ 6 Meg Hard Disk	\$2995	\$2495
11 Meg Hard Disk	\$4795	\$3995
20 Meg Hard Disk	\$5795	\$4795
IBM PC Interface (IBM DDS), Manual & Cable 5	\$ 300	\$239
Mirror built-in for easy backup	\$ 790	\$649
Apple Interface, Manual & Cable 5	\$ 300	\$239
Other Interfaces, Omni-Net, Constellation, Mirror All in Stock		



	LIST PRICE	OUR PRICE
H/P 7470A Graphics Plotter	\$1550	\$1195
H/P 41C Calculator	\$ 250	\$215
H/P 41CV Calculator with 2.2K Memory	\$ 325	\$275
H/P 41 Card Reader	\$ 215	\$179
H/P 41 Optical Wand	\$ 125	\$105
Wide variety of software and accessories available.	Call	Call

8" CP/M-80 BUSINESS & SYSTEM SOFTWARE

	LIST PRICE	OUR PRICE
ADVENTURE, Adventure's #1 to #12 inclusive, 8"	\$ 129	\$ 95
ASHION-TATE, dBase II, 8"	\$ 700	\$459
COMSHARE TARGET, Target Planner/Calc	\$ 325	\$225
MasterPlanner	\$ 50	\$ 40
Planner/Calc Applications Pkg	\$ 60	\$ 45
Planner/Calc Combo Pkg	\$ 90	\$ 65
INFOCOM, Deadline, 8"	\$ 50	\$ 39
Zork I, 8"	\$ 50	\$ 39
Zork II, 8"	\$ 50	\$ 39
INNOVATIVE, Spellguard, 8"	\$ 295	\$199
ISM, MathMagic	\$ 100	\$ 75
MICROCRRAFT, Legal Billing & Time Keeping — Verdict	\$ 750	\$395
Prof. Billing & Time Keeping — Billkeeper	\$ 750	\$395
★MICROPRO, WordStar® plus free WordStar Training Manual	\$ 495	\$365
MailMerge™	\$ 250	\$185
SpellStar™	\$ 250	\$185
Special! All Three Above, WordPac	\$ 895	\$695
WordStar™ Training Manual	—	\$ 25
DataStar™	\$ 295	\$199
SuperSort™	\$ 250	\$175
CalcStar™	\$ 145	\$ 99
Special! All Three Above, DataPac	\$ 695	\$449
MICROSOFT, Multiplan	\$ 275	\$199
Fortran-80, 8"	\$ 500	\$325
BASIC Compiler, 8"	\$ 395	\$295
COBOL 80, 8"	\$ 750	\$545
BASIC 80, 8"	\$ 350	\$275
mLisp/muStar-80	\$ 200	\$145
MSort 80	\$ 195	\$145
Edit-80	\$ 120	\$ 80
Macro-80	\$ 200	\$145
OASIS, The Word Plus (a WPS)	\$ 150	Call
PEACHTREE, GL, AR & AP, Series 40, all three	\$ 595	\$395
Inventory, Series 40	\$ 600	\$399
Peach Text, Spell & Mail, all three	\$ 595	\$395
Call on Series 8, each	\$ 750	\$499
PERFECT SOFTWARE, Perfect Writer™	\$ 389	\$239
Perfect Speller™	\$ 189	\$119
Perfect Speller™	\$ 289	\$179
QUALITY, GBS with 3 generators, (a DBMS)	\$ 700	\$525
SELECT INFO.™ Select (a WPS)	\$ 595	\$375
SORCIM SuperCalc	\$ 295	\$199
Super Writer, call on availability	\$ 395	\$269
Spell Guard, call on availability	\$ 295	Call
SUPERSOFT, Disk Doctor (CP/M-80)	\$ 100	\$ 75
Diagnosics II (CP/M-80)	\$ 125	\$ 95
Scratch Pad (CP/M-80)	\$ 295	\$225

MONITORS

	LIST PRICE	OUR PRICE
NEC, 12" Green	\$ 249	\$159
12" Color, Composite	\$ 450	\$349
SANYO, 9" B&W	\$ 190	\$149
★ 9" Green Special truckload sale	\$ 200	\$119
12" B&W	\$ 250	\$199
12" Green	\$ 260	\$199
13" Color, Composite	\$ 470	\$349
13" Color RGB	\$ 995	\$795
ZENITH, 12" Green	\$ 150	\$119
AMDEK, 12" Green #300	\$ 200	\$159
13" Color I, Composite	\$ 449	\$359
13" Color IIA, RGB, Hi Res. (Ap II, III & IBM-PC)	\$ 999	\$799
13" Color III, RGB, Commercial, (Ap II, III)	\$ 569	\$469
DVM, Color II and III to Apple II Interface	\$ 199	\$175
Note: Color II and III come with cable for IBM-PC.		

DISKETTES

★ Control Data Corporation 12 for 10 Special, Limited Time!		
CDC, 120 each 5 1/4 with ring, SS, SO (Apple, IBM, etc.)	\$ 450	\$195
12 each 5 1/4 with ring, SS, SD (Apple, IBM, etc.)	\$ 40	\$ 22
12 each 5 1/4 with ring, SS, DD (H/P, IBM 320K, etc.)	\$ 51	\$ 28
12 each 8", SS, SO	\$ 51	\$ 28
10 each 5 1/4 with ring, DS, DO (IBM)	\$ 50	\$ 39
IBM, 10 each 5 1/4, SS, SD (Apple, IBM, etc.)	\$ 60	\$ 45
10 each 5 1/4, SS, DD (H/P, IBM 320K, etc.)	\$ 65	\$ 49
VERBATIM, 10 each 5 1/4 with ring, SS, SO or SS, DO	\$ 50	\$ 38
MAXELL, 10 each 5 1/4, SS, SD	\$ 55	\$ 35
DYSAN, 10 each 5 1/4, SS, SD	\$ 55	\$ 39
10 each 5 1/4, DS, DO	\$ 65	\$ 49

EPSON PRINTERS & ACCESSORIES

	LIST PRICE	OUR PRICE
MX80 F/T III, with GraftRx+	\$ 745	\$549
MX100 F/T III, with GraftRx+	\$ 995	\$739
IBM-PC to Epson Cable	\$ 60	\$ 45
Apple Interface and Cable for MX80 or MX100	\$ 120	\$ 95
Grappler- by Orange Micro, specify your computer	\$ 165	\$119
Apple Graphics Dump	\$ 15	\$ 9
Altari to Epson Cable	\$ 40	\$ 30
TRS-80 to Epson Cable	\$ 40	\$ 30
Other cables, interfaces, ribbons, heads and paper in stock	Call	Call

NATIONAL ORDER DESK TOLL FREE (800) 547-1289 OTHER ORDERS: 772-3256

Hot Line For Information On Your Order (503) 772-3803




Portland, OR, Cash & Carry Outlet, 11507-D SW Pacific Hwy., Terrace Shopping Center, Tigard, OR, Over-the-counter sales only, ON 99W between Rte. 217 and Interstate 5. Call 245-1020.

Professionals

Manufactured Exclusively for  Bell & Howell by  apple computer

The B&H Apple II+ differs from the Apple II+ only in that it is in black hammerstone color and its warranty is longer. Warranty. Factory warranty is by Bell and Howell (not by Apple) and is one year parts plus 90 day labor. Warranty service available at Bell and Howell service centers or return to Computer Exchange.



	LIST PRICE	OUR PRICE	SAVE
B&H Apple II+			
64K (48K + ALS 16K)	\$1725	\$1195	\$530
DISK II w/3.3 Cont.	\$645	\$520	\$125
DISK II Only	\$525	\$450	\$75

OR: SAVE OVER \$350 on a pair of drives. Buy a pair of Micro-Sci A2 Drives. See opposite page.

 apple II/II+ supply center

HARDWARE

	LIST PRICE	OUR PRICE
RAM CARDS		
Microsoft, 16K RAM Card	\$ 195	\$149
* ALS, 16K AddrAM	\$ 149	\$ 59
* DCP, 16K RAM Card		
SUPER SPECIAL	\$ 179	\$ 49
Saturn Systems, 32K	\$ 249	\$169
64K	\$ 425	\$319
128K	\$ 599	\$459
Axon, 320K RAM Disk system	\$1395	\$995
80 COLUMN VIDEO CARDS		
ALS, Smarterm	\$ 345	\$249
Videx, Videoterm	\$ 345	\$249
See more ALS and Videx below.		
Vista, Vision 80	\$ 395	\$249
M&R, Sup R term	\$ 375	\$319

MISCELLANEOUS:

ALS, Smarterm 80 Col Card Special	\$ 345	\$199
Z Card (2 801 W/CPM) Special	\$ 269	\$199
* 16K AddrAM Special	\$ 149	\$ 59
* Synergizer Pack Special	\$ 749	\$450

Synergizer Pack includes above 3. + CP/M book
Note: Above is a limited time offer

Apple Computer:		
Silentype II Printer	\$ 395	\$335
Graphics Tablet	\$ 795	\$675
Joystick II	\$ 50	\$ 39
Game Paddle	\$ 30	\$ 19
Numeric Keypad	\$ 150	\$119
Axon, 320K RAM Disk System	\$1395	\$995
CCS, Serial Interface 7710A	\$ 150	\$129
Other CCS Cards in stock	Call	Call
Dan Paymar, Lower Case Chips	\$ 50	\$ 39
Hayes, Micromodem II	\$ 375	\$275
Smartmodem	\$ 279	\$229
Kensington, System Saver	\$ 90	\$ 69
* Keyboard Company:		
Joystick II	\$ 50	\$ 39
Game Paddle	\$ 30	\$ 23
Numeric Keypad	\$ 150	\$119
M&R, RF Modulator	\$ 30	\$ 25
Sup R fan	\$ 50	\$ 39
* Microsoft, 280 Software:		
16K RAM Card	\$ 195	\$149
Software Premium Pack	\$ 775	\$579

Mountain:		
CPS Multifunction Card	\$ 239	\$209
* Clock/Calendar	\$ 280	\$245
Novation, Applcat Modem	\$ 389	\$299
Orange Micro, Grapler	\$ 165	\$119
* Practical Peripherals:		
MBS BK Serial (Epson)	\$ 159	\$129
MBP 16K Para (Epson)	\$ 159	\$129
* Microbuffer II 16K (specify)	\$ 259	\$209
Microbuffer II 32K (specify)	\$ 299	\$229
RH Electronics, Super Fan II	\$ 75	\$ 59
SSM, A/D II Serial/Para Interface	\$ 225	\$169
TG Products: Game Paddles:		
Joystick	\$ 60	\$ 45
Select A Port	\$ 60	\$ 45
* Videx, Videoterm 80 col	\$ 345	\$249
Soft Video Switch	\$ 35	\$ 25
Enhancer II	\$ 149	\$ 99
Enhancer (Rev 6)	\$ 129	\$ 99
Function Strip	\$ 79	\$ 59
Applewriter II preboot disk	\$ 20	\$ 15
Visicalc to 64K preboot disk	\$ 50	\$ 39
Visicalc to 176K preboot disk	\$ 90	\$ 69
Full Videx Line, Call, up to 35% off		

SOFTWARE

on disk for Apple II/II+
OUR BEST SELLERS —
CALL ON OTHERS

BUSINESS

	LIST PRICE	OUR PRICE
Apple Computer, Inc.:		
The Controller (Accounting)	\$ 625	\$499
Apple Writer II	\$ 150	\$119
Apple Pascal	\$ 250	\$199
Apple Fortran	\$ 200	\$159
DOS Tool Kit	\$ 75	\$ 59
DOS 3.3 Upgrade Kit	\$ 75	\$ 59
Apple Pilot	\$ 150	\$119
DJ Portfolio Evaluator	\$ 50	\$ 45
How to!	\$ 50	\$ 39
M-Croquer	\$ 250	\$199
Micro Telegram	\$ 250	\$199
Time Manager	\$ 150	\$119
Apple Logo	\$ 175	\$139
Applied Soft Tech., Versa Form	\$ 389	\$265
Artsci, Magic Window II	\$ 100	\$ 69
Ashion-tate, dBase II (CP/M)	\$ 700	\$439
Continental, GL, AR, AP or PR, ea	\$ 250	\$169
1st Class Mail	\$ 75	\$ 49
Home Accountant	\$ 75	\$ 49
Hayden, Pie Writer (Specify brd)	\$ 170	\$ 99
High Tech, Job Control Sys	\$ 750	\$350
Info Master	\$ 189	\$119

* Howard Soft:		
Creative Financing	\$ 195	\$129
Real Estate Analyzer II	\$ 195	\$129
Tax Preparer	\$ 150	\$ 99
Info Unlim., Easywriter (PRO)	\$ 150	\$ 99
* Innovative, Spellguard (CP/M)	\$ 295	\$150
Lexisoft, Spellbinder (a WPS)	\$ 495	\$269
* Micro Craft, (CP/M):		
Professional Billkeeper	\$ 750	\$395
Legal Billing & 7 keepkeeping	\$ 750	\$395
Micro lab Invoice factory	\$ 200	\$129
Tax Manager	\$ 150	\$ 99

Micro Pro, (all CP/M):		
* WordStar [®] + Training Manual	\$ 495	\$365
MailMerge™	\$ 250	\$185
SpellStar™	\$ 250	\$185
SPECIAL! All 3 above	\$ 695	\$695
Data Star™	\$ 295	\$199
CalcStar™	\$ 145	\$ 99
SuperSort™	\$ 250	\$175
SPECIAL! All 3 above	\$ 690	\$449
Muse, Super Text II:		
Super Text 43/80	\$ 175	\$129
Super Text 40/56/70 New!	\$ 125	\$ 95
Form Letter	\$ 100	\$ 75
On-Line, ScreenWriter II:		
General Manager	\$ 150	\$115
Oasis System, The Word	\$ 150	\$119
Dshome/C.P. Soft., (Disk and Book)		
* Some Common Basic Programs:		
75 Business, Statistics and Math		
programs for the Apple II	\$ 100	\$ 49
Practical Basic Programs:		
* 40 more very valuable programs		
beyond "Some Com. Basic Prog's"	\$ 100	\$ 49

Peachtree, (CP/M), specify Videoterm or 40 column

3 Pak 40, (GL, AR & R)	\$ 595	\$395
Inventory, Series 40	\$ 400	\$275
Peachpay, Series 40	\$ 400	\$275
3 Pak 9 (Text, Spell & Mail)	\$ 595	\$395
Perfect, Perfect Writer	\$ 389	\$239
Perfect Speller	\$ 189	\$119
Perfect Filer	\$ 289	\$179
Quality, GBS w/3 gen (a DRMS)	\$ 650	\$475
Sensible, Sensible Speller	\$ 125	\$ 85
Silcon Valley, Word Handler	\$ 250	\$139
Sof/Sys, Executive Secretary	\$ 250	\$169
Executive Speller	\$ 75	\$ 55

Soldus/Softch

* Stockpile	\$ 600	\$350
Stockseller	\$ 700	\$450

Software Publishing:

PFS II	\$ 125	\$ 85
Report	\$ 95	\$ 65
Graph	\$ 125	\$ 85
Sorcim, SuperCalc, (CP/M)	\$ 295	\$219
Southeastern:		
Data Capture 4.0, specify brd.	\$ 90	\$ 69
Stonerware, DR Master	\$ 229	\$155
DR Utility I or II	\$ 99	\$ 69

Systems Plus:

Accq Plus, General Ledger	\$ 425	\$295
Accq Plus, GL, AP and A/R	\$ 995	\$595
Accq Plus above + Inventory	\$1395	\$775

VisiCorp/Personal Software:

Visicalc 3.3	\$ 250	\$179
Special!	\$ 250	\$175
VisiDex	\$ 250	\$179
Special!	\$ 250	\$179
Desktop Plan II	\$ 300	\$219
Desktop Plan III	\$ 300	\$219
VisiPlot	\$ 200	\$149
VisiSchedule	\$ 300	\$219
New!		
VisiTrend & VisiPlot	\$ 300	\$179
Special!		
VisiTerm	\$ 100	\$ 79

UTILITY & DEVELOPMENT

Beagle, Utility Utility	\$ 30	\$ 22
DOS Boss	\$ 24	\$ 18
Central Point Software:		
Filer, DOS Utility	\$ 25	\$ 18
Copy II Plus (bit copier)	\$ 40	\$ 35
* Comp. Appl., Nibbles Away II	\$ 70	\$ 59
Epson, Graphics Dump	\$ 15	\$ 9

Insoft:

GrafORTH by Paul Lutus	\$ 75	\$ 59
ALD System II by Paul Lutus	\$ 75	\$ 59
TransFORTH II by Paul Lutus	\$ 125	\$ 99
Microsoft:		
ALDS	\$ 125	\$ 75
BASIC Compiler	\$ 395	\$299
Cobol 80	\$ 750	\$559
Fortran 80	\$ 195	\$149
Olympic Decathlon	\$ 30	\$ 24
TASC Compiler	\$ 175	\$159
* Omega, Locksmith (bit copier)	\$ 100	\$ 75
On-Line, Expediter II, Compiler	\$ 100	\$ 69
LISA 2.5	\$ 80	\$ 60
Penguin, Comp Graphics Sys New!	\$ 70	\$ 59
Phoenix, Zoom Grafic	\$ 40	\$ 29
Quality, Bag of Tricks	\$ 40	\$ 29
New!		
Southwestern, ASCH Express	\$ 80	\$ 59
Sensible, Back It Up, (bit copier)	\$ 60	\$ 49

SPECIAL

B & H APPLE II+ 64K STARTER SYSTEM \$1,795
SAVE \$ 765

- 48K B&H Apple II+
- ALS 16K RAM Card
- Disk II with 3.3 DOS & Controller
- Sanyo 9" Green Monitor

U-SCI MICRO-SCI FOR THE APPLE II/II-III DIRECT SUBSTITUTES for APPLE DRIVES

Micro-Sci A2 drives and/or controllers are direct plug compatible substitutes for Apple drives and controllers.

	PRICE	OUR PRICE
• For Apple II:		
A2, 5 1/4", 143K Disk Drive	\$ 479	\$369
Controller Card for A2 Drive	\$ 100	\$ 79
A40, 5 1/4", 160K Disk Drive	\$ 449	\$359
A70, 5 1/4", 286K Disk Drive	\$ 599	\$479
Controller for A40 or A70	\$ 100	\$ 75
Filer, Disk Utility Software	\$ 20	\$ 15
NEW!		
• For Apple III:		
A3, 5 1/4", 143K Drive	\$ 449	\$359
A73, 5 1/4", 286K Drive	\$ 649	\$529
A143, 5 1/4", 572K Drive	\$ 799	\$669

OVERSTOCK SPECIALS FOR APPLE II/II+

ALS 16K AddrAM Card	\$ 149	\$ 59
ALS 2Card, 280 CP/M Card	\$ 269	\$199
ALS Smarterm 80 Col. Card	\$ 345	\$249
ALS Synergizer Pack 3 above	\$ 749	\$450
ALS Synergizer + Supercalc	\$ 749	\$490
ALS Synergizer + Condor Jr.	\$ 749	\$490
ALS Synerg. + Supercalc + Condor	\$ 749	\$560
DCP 16K RAM Card	Special	\$ 179
Saturn Systems, 32K RAM Card	\$ 249	\$169
Videx, Videoterm, 80 column card	\$ 345	\$249

HOME & EDUCATION

Broderbund:		
Apple Panic	\$ 30	\$ 21
Arcade Machine (call first)	\$ 45	\$ 40
Choplifer	New!	\$ 35
Many others		Call
Budgetco, Raster Blaster	\$ 29	\$ 22
Continental, Home Accountant	\$ 75	\$ 49
Edu-Ware, Several in stock	Call	Call
Hayden, Sargon II (Chess)	\$ 35	\$ 29
Infocom, Deadline	\$ 50	\$ 38
Insoft, Electric Duet by Lutus	\$ 30	\$ 25
Zargs	New!	\$ 35
Spider Raid	New!	\$ 30
Spider Raid	New!	\$ 30
Lightning, Maststep	\$ 40	\$ 29
Microsoft, Olympic Decathlon	\$ 30	\$ 24
Typing Tutor II	\$ 25	\$ 19
Muse, Robot War	\$ 40	\$ 29
Castle Wolfenstein	\$ 30	\$ 23
On-Line:		
Ultra II	\$ 55	\$ 40
Threshold	\$ 40	\$ 30
Softpoint (X Rated)	\$ 30	\$ 22
Canonball! Blitz New!	\$ 35	\$ 26
Quality, Bag of Tricks	\$ 40	\$ 30
Sirius, Gorgon	\$ 40	\$ 29
Sir-Tec, Wizardry	\$ 50	\$ 39
Knight of Diamonds New!	\$ 35	\$ 26
Soft Logic, Flight Simulator	\$ 34	\$ 25
Pinball	\$ 30	\$ 23
Strategic, Southern Command	\$ 60	\$ 30

OTHER BRANDS IN STOCK CALL

ATARI

800 Computer 16K	\$ 899	\$665
800 Computer 48K	\$1099	\$777
810 Disk Drive	\$ 600	\$499
850 Interface	\$ 220	\$169
410 Recorder	\$ 100	\$ 79
32K RAM, Microtek	\$ 100	\$ 85
32K RAM	\$ 200	\$109

Call for other software and accessories.

NEC LIMITED SPECIAL

8001 32K Computer	\$ 995	\$699
286K Total, Dual Drive PC8031	\$ 995	\$699
32K add-on and I/O Unit PC8012	\$ 649	\$485

Call for other software and accessories.

THE WORLD'S LARGEST COMPUTER MAIL ORDER FIRM


Computer Exchange

TM AD #944
A Division of
OTECH

ALL MAIL: P.O. Box 1380, Jacksonville, OR 97530
WAREHOUSE AND OFFICES BY APPOINTMENT AT 6791 UPPER APPLGATE ROAD
CIRCLE NO. 47 ON FREE INFORMATION CARD

★ Means a BEST buy.

Teac Model V-95RX Cassette Deck



THE Teac V-95RX is a unique cassette deck, with bidirectional recording and playback, built-in Dolby B and dbx noise reduction, and a flat panel membrane keyboard containing a number of novel control features. The attractively styled deck is furnished with a remote control accessory that plugs into a front panel jack. Dimensions are $17\frac{1}{4}$ " W x $11\frac{3}{4}$ " D x $4\frac{1}{2}$ " H, and weight is just under 14 pounds. The remote control unit is $5\frac{1}{2}$ " x $2\frac{3}{4}$ " x $\frac{7}{16}$ " and is fitted with a 16.5' cable and DIN plug. Suggested retail price is \$625.

General Description. Functionally, the Teac V-95RX is a "two head" machine whose single four-track combined record/playback head serves for both directions of tape travel. This is unlike some recorders in which separate heads are switched, or a single head is physically moved, for direction changes.

The V-95RX uses a single servo motor to operate two capstans that turn continuously in opposite directions. They are brought into contact with the tape by separate pinch rollers that drive it in either direction. The change is so rapid (0.15 seconds) that Teac calls it "Real Time Reverse," and the reversal is initiated by an infrared sensor that detects the point where the leader is attached. (A piece of adhesive sensing foil can be attached to any point on the tape to make it reverse wherever desired, according to Teac instructions.)

In addition to the capstan drive motor, the Teac V-95RX has a second dc motor to drive its tape-reel hubs, a third motor that shifts the head assembly into contact with the tape, and a fourth motor to adjust the recording level under the control of front-panel pushbuttons (for smooth level changes or fades).

The program level indicators (for both recording and playback) are two horizontal rows of fluorescent bars, colored green from -30 to -1 dB, and red from 0 to $+10$ dB. A "peak hold" circuit retains the highest reading (in the red section of the display) for a couple of seconds to aid in monitoring peak program levels. Large numerical indicators serve as a 4-digit index counter.

Small pushbuttons set the bias and equalization for "normal" ferric tapes, high bias CrO₂ tapes, and metal-coated tapes. Similar buttons activate the noise reduction systems, and select either dbx or Dolby. Larger pushbuttons switch the power and open the cassette door. Other controls set up the timer for unattended operation and program the transport for conventional "single pass" recording or playback, complete play (or recording) of a tape in both directions with automatic reversal, and continuous repetition in the playback mode. A small hinged door on the panel conceals knobs for recording channel balance and playback level adjustment, as well as a button that selects high or low speeds for the motor-driven record level.

The membrane keyboard's transport controls are multi-colored for easy identification, and several of them have small LEDs to show that they have been engaged. The basic functions for play, record, pause, and fast speeds are provided, with some duplication because of the bidirectional design of the machine. In addition, the REC MUTE control inserts a four-second silent portion automatically before stopping the tape (for subsequent operation of the CPS feature). STOP is a large square button, easily distinguished from the others. Within it is a smaller ALL CLEAR button that resets all special operating modes and returns the index counter to 0000.

Between the two fast-speed buttons and linked to them by panel markings is one marked CPS (Compumatic Program System). To use this, the PAUSE and PLAY controls are pressed, followed by the CPS control. Each time one of the fast-speed buttons is pressed, the digit appearing in a window to the left of the index counter increases or decreases by one, and the two fast controls can be operated sequentially to set in any number from 0 to 15. (Above 9, a digit from 0 to 5 appears in the window with a dot to its upper left to represent the numbers 10, 11, 12, 13, 14, and 15.)

As the tape moves at high speed, the number decrements by one each time a silent portion is passed. When it reaches zero, the tape stops and commences playing the selection starting at that point (in either direction, according to the initial control settings).

Another useful feature is the "Block Repeat," operated by the START MEMO and STOP MEMO buttons. These can be set to repeat any segment of tape whose limits are set by pressing the buttons. It is noteworthy that in all the operating modes of the V-95RX, the two directions of tape travel are considered as one, and the transition between them is made without any action by the user.

Laboratory Measurements. The record/playback response of the Teac V-95RX was measured by recording a slowly sweeping sine wave and playing back the tape into the automatic frequency response plotting module of a UREI measurement system. We used several tapes, and found that differences between generally similar formulations were minor. We finally selected TDK D as our "normal" tape, TDK SA as the CrO₂ tape, and TDK MA as the metal tape.

The response at a -20-dB recording level (relative to the machine's own level indicators) with TDK D was ±1 dB from 60 to 12,000 Hz, falling to -3 dB at 38 and 14,000 Hz. At a 0-dB recording level, the response was quite flat to beyond 5000 Hz, falling to -3 dB at 7000 Hz and intersecting the -20-dB curve at 11,500 Hz. TDK SA gave almost identical results, ±1 dB from 60 to 12,500 Hz, and -3 dB at 37 and 14,000 Hz. At 0 dB its response was down 3 dB at 7500 Hz.

Metal tape gave the expected improvement. The response varied ±1 dB from 60 to 17,000 Hz, and was down 3 dB at 38 Hz and just over 17,000 Hz. (It fell off very rapidly at high frequencies.) The 0-dB response was almost flat to 10,000 Hz and down 3 dB at 11,000 Hz. It remained well above the -20 dB response up to 20,000 Hz.

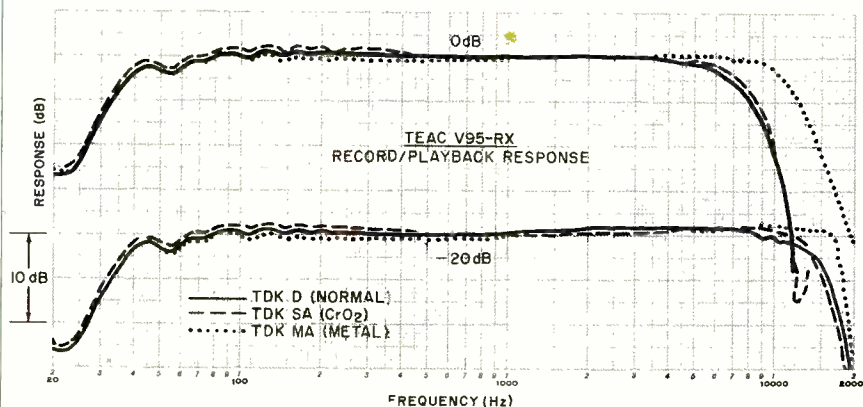
The playback equalization and response of the V-95RX was measured with BASF New Standard test tapes. The 120-μs response fell

off above 10,000 Hz to -6 dB at 14,000 Hz, which led us to suspect a slight azimuth misalignment of the head. However, the 70-μs response was down less than 3 dB at the 18,000 Hz upper limit of the tape, which indicates a probable error in the recorder's 120-μs equalization characteristic. In both cases the response was flat within 1 dB from 50 to 10,000 Hz, and was -4 dB at 31.5 Hz.

The Dolby "tracking" was measured by plotting the record/playback response with TDK MA tape at levels from 0 to -40 dB, with and without the Dolby system in operation. The first measurable error occurred at -20 dB, where the Dolby raised the output above 10,000 Hz, to +2 dB at 14,000 Hz. The peak became more pronounced at lower levels, reaching almost 5 dB at -30 dB and between 6 and 7 dB at -40 dB. Since most of the change took place above 10,000 Hz, it had little effect on the audible performance.

A similar procedure was followed with the dbx system. Here the principal difference was a level shift, with the overall output increasing about 3 or 4 dB when the dbx was switched on (all else being constant). There was a small high-frequency boost, most pronounced at lower levels and at frequencies above 10,000 Hz, but it was much smaller than we found with the Dolby system. The dbx circuit also reduced the very low frequency response sharply (below 40 or 50 Hz), but this, too, had a negligible effect on the overall sound.

Maximum playback output level depended on the tape used, from a



Frequency responses for three different types of tape.

CONTROLS AND INDICATORS

FRONT PANEL:

Knobs:

- TIMER: Prepares recorder for playback or recording when power is applied from an external timer switch.
- AUTO REVERSE: Arrows show tape direction programming.
- REC BAL: Adjusts L-R balance of recording signal.
- OUTPUT: Adjusts playback output level (including headphone level).

Pushbuttons:

- POWER: On/Off power control.
- EJECT: Opens cassette door.
- RECORDING LEVEL UP and DOWN buttons vary recording level.
- TAPE SELECTOR: NORMAL, Co(CrO₂), and METAL buttons for type of tape used.
- NR SYSTEM: IN/OUT button turns on a noise reducing system. dbx/DOLBY NR chooses type of system.
- ALL CLEAR: Small square button in STOP portion of keyboard resets all special functions and index counter to zero when tape is stopped.
- FADE SPEED: FAST or SLOW setting for motor-driven recording-level adjustment.

Operating Keys:

- DIRECTION: Lighted arrows show direction of tape movement.
- FAST SPEEDS: Double arrows show direction of fast tape movement.
- CPS: Lighted button turns Compumatic Program System on and off.
- REC: Lighted button must be pressed with one of direction controls to make a recording.
- REC MUTE: Momentary pressure interrupts recorded signal, recording 4 seconds of silence before stopping tape in pause mode. Longer pressure increases length of silence as desired, stopping tape when released.
- PAUSE: Lighted button stops and restores tape motion in record or playback. Does not interrupt record mode setting.
- BLOCK REPEAT: START and STOP MEMO buttons with lights select end points for automatic repetition of any tape segment.
- STOP: Stops tape and deactivates recording.

Indicators:

- PEAK PROGRAM LEVEL METER: Parallel rows of light segments indicate recording level from -30 to +10 dB.
- TAPE COUNTER: Index counter (four digits) for tape position.
- CPS PROGRAM: Single digit shows number of 4-second intervals to be skipped before playing a selection in CPS mode.

Jacks:


- MICROPHONE: LEFT and RIGHT jacks replace rear line inputs when plugs are inserted.
- PHONES: Headphone jack.
- REMOTE CONT: DIN socket for accessory.

Back Panel:

- Four phono jacks for line input and output.

This man is looking for **AN ELECTRONIC BREAKTHROUGH.**

Join him in the incredible world of
electronics with NRI's all-new training
in the career of the future...
Electronic Design Technology.



It's an electronic world we live in. And the designers of electronic circuits, controls, and systems are the people who are shaping it. Take your place in this exclusive company with this exciting new training from NRI.

You can learn Electronic Design Technology at home, in your spare time. Without quitting your job, tying up your evenings at night school, or wasting gas traveling to classes. Because NRI comes to you, makes you a class of one with a complete, effective, low-cost learning program designed exclusively for home study. You get it all... at your convenience.

Hands-On Training

NRI trains you for action. You get real-life experience that builds priceless confidence, gives you working knowledge of lab practices and techniques. It's all built into the NRI Design Lab[®], a complete combination of equipment, hardware, training, and reference materials. You'll design your own circuits from the very beginning, progressing from basic passive networks through key circuits like power supplies, amplifiers, oscillators, digital and logic circuits, phase-locked loops and more. You'll move on to linear and digital integrated circuits, the heart of modern electronic equipment. You'll prototype your designs and verify operation, learning professional test and measurement procedures as you progress.



Professional Equipment Included

All the way, you work with professional-quality instruments like the 4-function, 13-range digital multimeter. It gives you fast, accurate measurements of currents, AC and DC voltages, and resistances. And its easy-to-read,



Training includes NRI Design Lab, digital multimeter, Texas Instruments engineering calculator that you use and keep.

3 $\frac{1}{2}$ -digit liquid crystal display makes measurement a snap.

You'll breadboard your designs on the unique NRI Circuit Designer. It features built-in multiple power supplies, variable signal generator, logic switches and LED indicators. It handles almost any circuit you can design...linear and digital integrated circuits as well as discrete components such as transistors and diodes.

Analysis and design work is speeded with the Texas Instruments TI-30 scientific calculator. This engineer's instrument includes full trigonometric functions, logarithms, square root, squares, powers, memory, and more. All this fine equipment is part of your training, yours to keep and use in your work.

NRI Fast-Track Training

This is the unique NRI lesson concept that simplifies and speeds learning. From the very basics to advanced, state-of-the-art electronics, each lesson is especially prepared for individualized instruction. Each subject is covered fully and thoroughly, but extraneous material is eliminated, language is clear and to the point, organization is logical and effective. From Fundamentals of Electronic Circuits through Microprocessors, your lessons are designed with you in mind.

No Experience Necessary

You don't have to be an engineer (or even a college student) to succeed. High school graduates with some algebra handle it without any trouble. We start you at the beginning, let you advance just as quickly as you're ready. We even include the NRI Math Refresher Module to help you brush up on your math and teach you any new concepts you may need.

Free Catalog, No Salesman Will Call

Our free, 100-page catalog gives you all the details, including lesson outlines, equipment specifications, and career opportunities. Send for it today and find the breakthrough for your future. If card has been removed, please write to us.



NRI SCHOOLS
McGraw-Hill Continuing
Education Center
3939 Wisconsin Ave.
Washington, DC 20016
1-122

We'll give you tomorrow.

low of 0.535 (from 0 dB) with TDK SA to about 0.6 volts with the other two tapes. At that level, the third harmonic playback distortion at 1000 Hz was 1% with D and MA tape, and only 0.3% with SA. In order to develop the 3% reference distortion in playback, a recording level of +3 to +4 dB was needed with each tape.

Relative to the "3% distortion" level, the unweighted S/N was 52.5 dB with D, 53.5 dB with SA, and 55.5 dB with MA. Using the Dolby system, and with CCIR/ARM weighting in the measurement, the S/N readings were, respectively, 61.5, 63.8, and 65.2 dB for the three tapes.

Maximum recording level is greatly increased by the compression of the dbx system. In fact, it is limited by overload of the recorder's electronic circuits rather than by tape saturation, and thus is independent of the tape. (In this machine, overload occurred at +12 dB.) The respective S/N readings (also with CCIR/ARM weighting) were 85.2, 87.7, and 85.5 dB. The reason for the slightly different ranking of the tapes with Dolby and dbx is not clear; but at noise levels in the range of -85 to -90 dB, these small distinctions matter little!

The playback flutter, measured with a TDK test tape, was 0.065% with JIS weighting (wrms) and ±0.09% weighted peak (CCIR). The tape speed was 0.6% fast at the start of a cassette and 0.15% fast at its end. In fast speeds, a C-60 cassette was handled in 67 to 68 seconds. The crosstalk (between tracks recorded in opposite directions) was -44 dB at 1000 Hz.

User Comment. It should be obvious that the Teac V-95RX is an unusual recorder, and not one that can be used with full effectiveness without careful study of the instructions. Anticipating some problems with impatient users, Teac has included a section on the first page of its manual called "How To Play A Pre-recorded Cassette Right Away." Afterward, the reader is advised to study the entire manual carefully.

We agree heartily with that advice.

In most respects, this is an easy machine to get used to, especially if one has had previous experience with cassette recorders. Teac emphasizes the quiet operation of its tape transport, in contrast to the usual solenoid-equipped deck. True, it is notably free of "clunks," but the soft "whirr" or "buzz" of the motor that follows most control operations is equally audible, if not quite so obvious. Actually this sound is desirable in lieu of tactile feedback from the machine's membrane keyboard.

We did not find the motor-driven recording-level controls as convenient to operate as knobs, and their utility as faders is diluted by the absence of an easy reference setting to return to on an "up-fade." (There are panel calibrations, but practice is needed in using the buttons to avoid over- or under-shoot.)

On the plus side, the V-95RX offers features, for those who take the trouble to master them, that work with impressive smoothness and precision. For example, the CPS was very effective in locating sections of a multi-work tape.

The "Real Time Reverse," however, though it was fast, had some of its advantage negated by the long quiet sections often left on one side of a cassette so that the recording on the other side could begin at the beginning. We also found that it did not always reverse before the end of the leader was reached.

Also, the remote control accessory, which is about the size and shape of a thin pocket calculator, is rendered less useful by having no indication for the operating status of the controls. (The lights on the panel of the recorder are too small to be seen from most viewing angles.)

Considered purely as a cassette deck, the V-95RX is a fine example of a competently designed, well-constructed two-head machine. Although a combination record/playback head rarely approaches the ultimate performance of separate heads, this is not needed in most cases. The outstanding dynamic range and total lack of noise afforded by the dbx system should more than compensate for any minor headroom deficiencies at the higher frequencies. —Julian D. Hirsch

CIRCLE NO. 101 ON FREE INFORMATION CARD

"Boy, Dad! You should hear some of the funny sounds I can make by playing your video discs on the stereo!"



COMPUTER BOOKS FOR BEGINNERS

Everything you need to get started programming your own personal computer. These handy books of programs, and about programming, are loaded with easy-to-understand info for beginners. The books include hundreds of ready-to-type-and-run programs as well as hundreds of program-writing tips, tricks, hints, shortcuts, secrets, techniques. We offer books covering the 13 most popular computers for beginners: TRS-80 Color Computer, Atari 400, Atari 800, Apple II, Sinclair ZX-81, Timex 1000, Micro Ace, IBM Personal Computer, Casio FX-702P pocket computer, Sharp PC-1211 and PC-1500 pocket computers and TRS-80 PC-1 and PC-2 pocket computers.

Atari 400/800 Computers

- 101 ATARI Computer Programming Tips & Tricks**, learn-by-doing instruction, hints, secrets, shortcuts, techniques for Atari 400 and 800 computers, includes 101 ready-to-run programs, 128 pages **\$8.95**
- 31 New ATARI Computer Programs for Home, School & Office**, practical type-and-run software for Atari 400 and 800, 96 pages **\$8.95**

Timex 1000/Sinclair ZX-81

- 101 TIMEX 1000/Sinclair ZX-81 Programming Tips & Tricks**, secrets, hints, shortcuts, learn-by-doing instruction, techniques for the ZX-81, MicroAce and Timex 1000 computers, includes 101 ready-to-run programs, 128 pages **\$7.95**
- 37 TIMEX 1000/Sinclair ZX-81 Computer Programs for Home, School & Office**, practical type-and-run software for ZX-81, Timex 1000 and MicroAce, 96 pages **\$8.95**

TRS-80/Sharp/Casio Pocket Computers

- 99 Tips & Tricks for the New Pocket Computers**, all new programs, using tremendous power of TRS-80, PC-2/Sharp PC-1500, LCD graphics, printer/plotter graphics, useful business and home software, includes 99 complete type-and-run programs, learn full range of expanded BASIC, 128 pages **\$7.95**
- Pocket Computer Programming Made Easy**, fast new, easy read-and-learn way to quickly understand the BASIC programming language, how to make TRS-80 PC-1/PC-2, Sharp PC-1211/PC-1500 & Casio FX-702P computers work for you, 128 pages **\$8.95**
- 101 Pocket Computer Programming Tips & Tricks**, secrets, hints, shortcuts, techniques from a master programmer, includes 101 ready-to-run programs, for TRS-80 PC-1 and PC-2 and Sharp PC-1211 and PC-1500, 128 pages **\$7.95**
- 50 Programs in BASIC for Home, School & Office**, useful ready-to-run software for PC-1/PC-2/PC-1211/PC-1500, 96 pages **\$9.95**
- 50 MORE Programs in BASIC for Home, School & Office**, book of tested software for PC-1/PC-2/PC-1211/PC-1500, 96 pages **\$9.95**
- Murder In The Mansion and Other Computer Adventures**, mystery, space adventure, games, 24 programs for PC-1/PC-2/PC-1211/PC-1500, 96 pages **\$6.95**
- 35 Practical Programs for the Casio Pocket Computer**, useful type-and-run software for the FX-702P, 96 pages **\$8.95**

Apple Computer

- 101 APPLE Computer Programming Tips & Tricks**, secrets, hints, insights, 101 ready-to-run programs for Apple II, 128 pages **\$8.95**
- 33 New APPLE Computer Programs for Home, School & Office**, practical type-and-run software for Apple II, 96 pages **\$8.95**

TRS-80 Color Computer

- 101 Color Computer Programming Tips & Tricks**, learn-by-doing instructions, hints, secrets, techniques, insights, for TRS-80 Color Computer, includes 101 programs, 128 pages **\$7.95**
- 55 Color Computer Programs for Home, School & Office**, practical ready-to-run software, colorful graphics, for TRS-80 Color Computer, 128 pages **\$9.95**
- 55 MORE Color Computer Programs for Home, School & Office**, handy companion volume packed with different useful type-and-run software, colorful graphics, for TRS-80 Color Computer, 112 pages **\$9.95**
- Color Computer Graphics**, complete guide loaded with instruction, how to make the most of TRS-80 Color Computer video graphics, many complete programs, 128 pages **\$9.95**
- The Color Computer Songbook**, 40 favorite pop, folk, classical, seasonal songs arranged for play on TRS-80 Color Computer, type-and-run music programs, 96 pages **\$7.95**
- My Buttons Are Blue and Other Love Poems from the Digital Heart of An Electronic Computer**, for poetry lovers, computer fans, a high-tech classic, 66 heartwarming poems written by a TRS-80 Color Computer, 96 pages **\$4.95**

Program Worksheets

Tablets of handy printed forms make writing BASIC software easy and fun. Customized for computer systems, or use the universal form good for any BASIC computer. 40-sheet pads.

- | | |
|-----------------------------------|---------------|
| IBM Personal Computer Coding Form | \$2.95 |
| ATARI Computer BASIC Coding Form | \$2.95 |
| Color Computer BASIC Coding Form | \$2.95 |
| Pocket Computer BASIC Coding Form | \$2.95 |
| APPLE Computer BASIC Coding Form | \$2.95 |
| TIMEX/Sinclair BASIC Coding Form | \$2.95 |
| Universal BASIC Coding Form | \$2.95 |

Order direct from this ad. Send check, money order, or MasterCard or VISA account number and expiration date, Include \$1 shipping for each item ordered up to a maximum of \$3. Or write for our free catalog. Mail to:

ARCsoft Publishers

Post Office Box 132A
Woodsboro, Maryland 21798



(301) 663-4444

Customers wanting airmail send \$4 postage per item ordered. Foreign customers pay in U.S. dollars. Maryland residents add 5% sales tax. Sorry, no COD.

STAN VEIT ON COMPUTER SOFTWARE



Software for Holiday Giving

THIS holiday season a popular gift will likely be the Timex Sinclair 1000 computer, the lowest-priced full-featured computer on the market. Like other small computers, the success or failure of this little package of computing power depends upon the independent software companies and their products. For the public to continue to use this machine after the first flush of novelty wears off, there must be a continuous flow of software packages. The manufacturer alone cannot meet the demand for software for its popular computer. The Sinclair machine has been out long enough for us to examine some of the representative software dedicated to the Timex Sinclair.

The first release I'd like to discuss is called the Krakit Treasure Hunt from International Publishing & Software (PO Box 1654, Buffalo, NY) and International Publishing and Software, Inc. (3952 Chesswood Dr., Downsville, Ont., Canada M3J 2W6). It includes a real treasure for the finder that's said to be \$20,000, with this treasure lode continually increased as time (and sales) pass.

The Treasure Hunt is played by running the program on a Timex Sinclair 1000 computer and a video display, and discovering 12 hidden clues. These clues consist of a country, city, or town. Using these clues

can allow the user to learn where the prize is located and how to claim it. If necessary, two airplane tickets to the prize location will be provided. Since it is estimated that at least 500,000 Timex Sinclair computers have been sold, the contest should prove to be very popular. Krakit Treasure Hunt officially started on November 15, 1982. To keep contestants fully informed on the status of the contest and the prize money to be won, a 24-hour answer line will be set up once the contest is underway. The Krakit cassette sells for \$19.95 plus \$1.50 for handling and shipping. It will also be sold at dealers.

Softsync, Inc., formed by Susan Currier, keeps ahead of the Timex Sinclair software market by having its products developed in the United Kingdom, where the little wonder computer comes from. British programmers have been working with the Sinclair longer than anyone else, of course, and they have produced things you wouldn't believe possible to do with the 1000. The games are fast, with detailed graphics, just like an arcade game. The nongame software is complete and useful to a level far beyond where you would believe this small machine could go. Many of the games require at least 16K of memory. Here are my "hands on" experiences with some of them.

Mazogs (16K, \$19.95) to my mind is the most graphically elaborate and fiendish game for the 1000. The game takes you into a complicated maze where the fearsome Mazogs live. You are out to get their treasure and they, of course, are out to get you. Once you fight your way through to the treasure, you have to fight your way back out. Having fought the creatures in Morlocs Tower on a TRS-80, my confidence level was high, but the Mazogs gave me a hard time. I recommend it to all you adventurous 1000 owners.

This is not the only exciting game Softsync has. The line includes a game similar to "Invader" and "Red Alert," in which you fight aliens from your rocket ship and

dodge mountains as well as the aliens. "Meteorites" is another arcade game, as is "Space Raid." All of these are for 16K machines, but they also have some games for 2K and even 1K machines. For the Timex programmers there is the "Toolkit," full of routines to make life easier when you write your own programs. For the graphic programmer there is the "Graphics Kit," which is used to compose graphics for games or graphs.

From the price and size of the Timex Sinclair you might not think that it is much good for business programs, but it has definite applications for the business person. Softsync's Financial Manager and Record Keeper tracks a year's income and expenses. It can also project future expense vs. income for planning and budgeting purposes. Data is input on a month-to-month basis and the program maintains a running tabulation. A full screen grid gives you a view of all 19 categories, the current data, and the percentage of each expenditure compared to the total. Financial Manager is menu driven and permits the user to enter or change the starting month and year of the record, retitle the categories, and review, change, or update data in the records.

Softsync also offers "The Stock Market Calculator" for the 1000. This 16K, \$14.95 program is made up of two sections: MKT1 and MKT2. The first of these calculates commissions on stock and option investments and provides total dollar costs to buy or net from sale. MKT2 repeats the net price worksheet and adds the "write unwrapper." This program is said to be unique for the stock market field. It can be used by option-writing investors. This stock market software was designed by an experienced stock-market executive.

The Artist from KSoft (845 Wellner Rd., Naperville, IL 60540) is a \$10-program for a 16K Timex Sinclair 1000 that has more than 20 commands to help create drawings and paintings on the screen. Fea-

Get serious about ZX81 & TS 1000 Computing

DATA STORAGE SYSTEM


MULTIFILE PLUS

For 16K or greater ZX81

PRICE INCLUDES:

1. PROGRAM TAPE
2. 8-PAGE BOOKLET
3. THREE DATA STORAGE TAPES
4. STORAGE CASE

\$34.95



ACTUAL SCREEN PRINT.

An amazingly versatile multi-purpose filing system for the 16K ZX81. The program is menu-driven, and number, size and headings of files are user-definable. Both string and numerical files are catered for. Files may be created, modified, replaced, and searched, and are protected by an ingenious foolproof security system. Output to the ZX printer is also provided. The program comes on cassette, together with three quality data cassettes for file storage, and comprehensive documentation, describing a host of applications for both business and personal use. Supplied in an attractive storage case. If your ZX81 is bored with playing games, then this program will give it plenty to think about!

The Complete ZX81 and TS1000 Library!

BOOKS

The Complete ZX81 Basic Course	\$34.95
Basic Course Cassettes (2)	7.50
Getting Acquainted with your ZX81	8.95
ZX81 Pocket Book	10.95
Making the Most of Your ZX81	10.95
Computer for Kids, ZX81 Edition	3.95
Explorers Guide to the ZX81	10.95
ZX81 Companion	8.95
49 Exploding Games for the ZX81	10.95
Not Only 30 Programs for ZX81: 1K	14.95
Machine Language Made Simple for Sinclair	19.95
Mastering Machine Code on your ZX81	12.95
ZX81 Rom Disassembly: Part A	14.95
ZX81 Rom Disassembly: Part B	14.95
Understanding your ZX81 ROM	19.95

SPEECH PACK

\$119.95

Add high quality solid-state speech to your ZX81 or TS1000. Many applications in personal computing, education, and industry. DCP Speech Pack contains all the letters of the alphabet, numbers zero to over a million, and some other general words. Easy to use under ZX81/TS1000 control using POKE commands (fully explained in manual). The DCP Speech Pack connects directly onto rear of ZX81. It can be used in addition to a RAM Pack, Printer, or other accessories. Contains its own speaker and volume control, and allows an external extension to be added. Additional Word Pack ROMs are available and simply plug into sockets inside the Speech Pack to extend the vocabulary of the unit.

TOLL-FREE ORDER LINE
800-833-8400

Have Visa or Mastercard ready

ZX FORTH

Simplicity of BASIC with the Speed of Machine Code

A complete implementation of the FORTH language for the ZX81 and TS1000 computer.

FORTH's most distinctive feature is its flexibility. The basic unit is the word — the programmer uses existing words to define his own which can then be used in further definitions. FORTH is a compiled language so programs run very fast (typically five times faster than BASIC).

ZX-FORTH is supplied on cassette and is accompanied by extensive documentation:

56-page Users Manual
8-page Editor Manual **\$29.95**

ASSEMBLER

This Machine Code program occupies 7K of memory and locates itself at the top of memory. The program is a full Editor/Assembler and Monitor. Labels may be used instead of any string. The features include Line Insertion/Delete, Insert Characters, Auto Repeat on all keys. The monitor has facilities to inspect memory, registers and run machine code programs. **\$14.95**

ZX BUG Machine Code Monitor & Disassembler

ZXBUG is a powerful tool for machine language programming. It is 4K long and uses memory from 71E0 to the top memory. ZX BUG works in hexa-decimal (base 16), not decimal, so all addresses are a maximum of 4 Hex bits long. Provides a total of 28 commands. **\$14.95**

TOOLKIT 9 Powerful New Functions!

RENUMBER. This routine renumbers a program in any step and from any line up to 9999

DELETE. This command deletes a group of lines in a program.

MEMORY. Prints how much spare memory is available.

DUMP. Displays current values of string and numerical values, except arrays.

FIND. Will find any string of up to 255 characters and list each line containing that string.

REPLACE. Replaces any string of up to 255 characters by any other string.

SAVE. Transfers program in computer to below RAM-TOP.


APPEND. Allows two programs to be joined.

REMKILL. Removes all REM statements from a program, otherwise leaving it unchanged, preserving memory. **\$14.95**

GLADSTONE ELECTRONICS

NY Residents call (716) 874-5510

with Quality Hardware and Software from Gladstone Electronics




Professional Keyboard & Case

A full-sized professional keyboard for the ZX81 Features 47 keys and a full-sized space bar. Connects to the ZX81 with no soldering required, via a plug-in flexible connector. You can purchase the keyboard only, or the optional metal case that holds both keyboard and ZX81. Expansion devices (i.e. RAM packs, etc) connect to the ZX81 edge-connector which extends from the rear of the cabinet.

A professional keyboard makes program entry easier and less error-prone.

Assembled Keyboard **\$85.00**
Optional metal case **\$25.00**

32K RAM



\$89.95 with "piggy-back" feature

A sensible choice for 16K RAM owners. Jigsaw 32K RAM 'piggy-backs' onto your 16K RAM to give a total memory of 48K! If you do not own a 16K RAM, you may use a 32K RAM instead. At a later date you may add the ZX81, TS1000, or Jigsaw 16K RAM, should you decide you require more memory.

Larger memory enables longer programs and greater data bases, enhancing the value of your personal computer.

64K RAM

Expands the ZX81's memory capacity to its maximum. **\$149.95**

16K RAM

Equivalent to ZX81 or TS1000 16K RAM. **\$49.95**

Mail to: Gladstone Electronics, 1585 Kenmore Ave., Buffalo, NY 14217

() Check () Mastercard () Visa

Acct No _____ Exp _____

Name _____

Address _____

City _____ State _____ Zip _____

*Add shipping: \$3.00 first hardware item, \$1.50 each additional. \$1.50 first software item, 50¢ each additional. 90 day limited warranty all items. Dealer inquiries are invited

Ave., Buffalo, NY 14217

Please rush me:

Item	Qty	Price	Total

Shipping and handling* _____

NY residents add 7% tax _____

Total _____

tures include user's choice of backgrounds and the ability to mix graphics and alphanumerics. It permits a user to specify lines or circles and to store patterns and reproduce them anywhere on the screen. The artwork can be saved on cassette tape or be printed.

ZX-Panding (PO Box 25, Newton, NC 28658) sells a 16K program for checkbook, income tax, and budget organizer for \$13.75 plus \$1.25 postage and handling. With 16K, this program can record 90 transactions. With the 64K Memotech Memory, the system can handle over 1000 transactions.

Savage Software (PO Box 892, New Smyrna Beach, FL 32069) offers a cassette with ZX-81 Monopoly that lets up to six players use the computer as the game board, banker, and score keeper. If a game is not finished, it can be saved and continued at a later time—a feature that all Monopoly games should have!

Here is a program for Timex Sinclair that I wish I had had when I was struggling to learn the Morse Code: Metro Technology (313 Vaughn, Ft. Walton Beach, FL 32548) has produced a system that gives the 1000 the capability of transmitting and receiving Morse Code. It utilizes a split-screen display for the receive/transmit functions. The software cassette costs \$10; a two-board etched-circuit set for the required interface is \$12. Metro Technology is also working on programs for RTTY and ASCII to be used with the 1000 computers. Cliff Nunnery, NU4V, author of the software, believes that the 1000 is a natural for computerization of ham radio. Write him for more information.

The Timex Corp., manufacturer and marketer of the Timex Sinclair 1000, has itself provided a fairly large number of programs for the machine. All the following programs will be available from Timex dealers, though I do not know the release date of any of them at this writing.

The Organizer, #03-200, \$16.95. This program answers the basic need for an information storage and

retrieval program. It can store names, addresses, phone numbers, and dates for various purposes. It has a search and retrieval command.

The Budgeter, #03-2001, \$15.95. Keeps track of your budget in 18 categories, such as food, clothing, rent, medical, etc.

The Loan/Mortgage Amortizer, #03-2002, \$14.95. Compares cost of loans from different banks. Reviews costs of your mortgage.

The Checkbook Manager, #03-2004, \$12.95. Keeps track of bond and CD mature dates and an inventory of this type of investment.

The Car Pooler, #03-2005, \$14.95. Whose day is it to drive? Keep track with your Timex 1000.

The Stamp Collector, #03-2006, \$16.95. Use your 1000 to inventory up to 600 Scott numbers, showing quantity on hand by major classifications. A collector's must!

The Stock Option Analyzer, #03-2007, \$16.95. You can use your Timex TS-1000 to calculate return on investment (ROI), annual net, and net worth of your portfolio.

Inventory Control, #03-1001, \$19.95. Perhaps you thought you could not use a really little computer to track your inventory? Well, if you have less than 400 line items, "Stock I," which is part of the system supplied on the cassette, can track inventory levels, suppliers, reorder levels, and types. If you have up to 1200 items, you can still use the Timex 1000 for your inventory control, but the program Stock II that runs it can only track inventory levels.

Manufacturing Control, #03-1002, \$19.95. A system that lets you capture labor and material costs for up to 150 products. Written for small manufacturing firms, this system helps a small business control costs by checking all cost factors, monitor work in progress, and keep track of inventory levels and shipments.

Critical Path Analysis, #03-1003, \$19.95. This system allows identification of critical activities in a project and scheduling of events for efficiency and economy. The computer does a tabular analysis and identifies the critical path. Activity costs can be entered, com-

pared, manipulated, and printed.

Statistics, #02-1000, \$9.95. There are three programs on this cassette: (1) Statistics—includes current, mean, and standard deviation. (2) Regression—calculates the current and standard deviation of the x and y values, and the intercept and slope of the regression line. (3) Trend—calculates the current mean and standard deviation of the x and y values, and the intercept and slope trend lines.

Super Math, #03-3000, \$14.95. Addition, subtraction, division, and multiplication with 5 levels of difficulty.

States and Capitals, #03-3001, \$12.95. Drills for 50 states and capitals.

The Flight Simulator, #03-3002, \$19.95.

Games: All games are \$14.95 per cassette. Some have several games on them. Chess, Chess Clock, Backgammon, Dice, Blackjack, Slot Machine.

Entertainment: Grimm's Fairy Tales at \$14.95. Mixed Bag, at \$9.95, includes Bowling, Robot War, and Bingo Caller.

We have not tested any of these programs yet. Some appear to offer a lot of value for a small price.

The Timex Sinclair 1000 programs mentioned here are just the tip of the iceberg. There is a flood of software coming for this computer. I will mention the pick of the crop as I check it out on a Timex 1000.

Missing Address. A number of readers have requested the address of Quantum Data Inc., which makes expansion units and printer interfaces for the Vic-20. It is: 3001 Redhill Bldg., Costa Mesa, CA 92626 (714-966-6553).

TI Titler. Video Titles I enables users of the Texas Instruments TI 99/4(A) computers to produce their own custom titles for video recordings without the aid of a camera. Features include two character styles, automatic centering, variable spacing, 26 fore/background color combinations, and multiple screen division with scrolling. \$24.95. Address: J&KH Software, 2820 S. Abingdon St., Arlington, VA 22206 (Tel: 703-820-4131).

(Continued on page 34)



400
16K..... \$269
32K..... \$349
48K..... \$429

800 — 48K
~~\$369~~ **call**

410 Recorder.....	\$ 76.00
810 Disk Drive.....	\$449.00
822 Printer.....	\$269.00
825 Printer.....	\$589.00
830 Modem.....	\$159.00
820 Printer.....	\$259.00
850 Interface.....	\$169.00
CX40 Joysticks (Pair).....	\$ 18.00
CX853 Atari 16K Ram.....	\$ 77.95

Microtek 16K Ram.....	\$ 74.95
Axlon Ramdisk (128K).....	\$429.95
Intec 48K Board.....	\$159.00
Intek 32K Board.....	\$ 74.00
One Year Extended Warranty.....	\$ 70.00
CX481 Entertainer Package.....	\$ 69.00
CX482 Educator Package.....	\$130.00
CX 483 Programmer Package.....	\$54.00
CX 484 Communicator Package.....	\$344.00
Atari 800 Dust Cover.....	\$6.99
Atari 400 Dust Cover.....	\$6.99
Atari 810 Dust Cover.....	\$6.99

PERCOM

Disk Drives For Atari Computers

S1 Single Drive.....	\$589.00
A1 Add-on Drive.....	\$339.00
S2 Dual Drive.....	\$879.00
Single Side Dual Head.....	\$679.00
Dual Drive Dual Head.....	\$1046.00



μ-SCI

MICRO-SCI Disk Drives For Franklin & Apple



A2.....	\$319.00
A40.....	\$369.00
A70.....	\$499.00
C2 Controller.....	\$79.00
C47 Controller.....	\$89.00

ATARI

Pac Man.....	\$35.00
Centipede.....	\$35.00
Caverns of Mars.....	\$32.00
Asteroids.....	\$29.00
Missile Command.....	\$29.00
Star Raiders.....	\$35.00

DATASOFT

Pacific Coast Highway.....	\$25.00
Canyon Climber.....	\$25.00
Tumble Bugs.....	\$25.00
Shooting Arcade.....	\$25.00
Clowns and Balloons.....	\$25.00
Graphic Master.....	\$30.00
Graphic Generator.....	\$13.00
Micro Painter.....	\$25.00
Text Wizard.....	\$89.00
Spell Wizard.....	\$64.00
Bishop's Square.....	\$25.00

ON-LINE

Jawbreaker.....	\$27.00
SoftDorn.....	\$27.00
Wizard and the Princess.....	\$29.00
The Next Step.....	\$34.00
Mission Asteroid.....	\$22.00
Mouskattack.....	\$31.00

SYNAPSE

File Manager 800.....	\$79.00
Chicken.....	\$26.00
Dodge Racer.....	\$26.00
Synassembler.....	\$30.00
Page 6.....	\$19.00
Shamus.....	\$26.00
Protector.....	\$26.00
Nautilus.....	\$26.00
Slime.....	\$26.00
Disk Manager.....	\$24.00

K-BYTE

Krazy Shoot Out.....	\$32.00
K-razy Kritters.....	\$32.00
K-razy Antics.....	\$32.00
K-star Patrol.....	\$32.00

STICK STAND
\$6.99



VISICORP For Apple, IBM, Franklin

Visidex.....	\$189.00
Visifile.....	\$189.00
Visipilot.....	\$159.00
Visiterm.....	\$189.00
Visitrend/Plot.....	\$229.00
VisiSchedule.....	\$229.00
Desktop Plan.....	\$189.00
VISICALC.....	\$179.00
for Apple II plus, Atari, CBM & IBM	

Continental

The Home Accountant (Apple/Franklin).....	\$59.00
The Home Accountant (IBM).....	\$119.00
1st Class Mail.....	\$59.00

FLOPPY DISKS Maxell

MD I (Box of 10).....	\$36.00
MD II (Box of 10).....	\$46.00
MFD I (8").....	\$44.00
MFD II (8" Double Density).....	\$54.00

Verbatim

5 1/4" SS DD.....	\$26.00
5 1/4" DS DD.....	\$36.00

Elephant

5 1/4" SS DD.....	\$19.99
-------------------	---------

TIMEX

TIMEX SINCLAIR 1000

LOWEST PRICE EVER!

\$89.00

We also carry Eagle, Hewlett Packard, Televideo, Sharp, NEC, Commodore and a complete line of printers.

FRANKLIN ACE 1000



64K Personal Computer Hardware, Software and peripheral compatible with the Apple II and even has some features not found on the Apple.

MONITORS AMDEK

300G.....	\$169.00
Color I.....	\$339.00
Color II.....	\$699.00
Color III.....	\$429.00

BMC

12" Green.....	\$ 85.00
13, Color 1400.....	\$279.00
13" Color 1401 (Mid Res).....	\$369.00

ZENITH

ZVM 121.....	\$ 99.00
--------------	----------

SHARP

Sharp 13" Color TV.....	\$275.00
-------------------------	----------

PANASONIC

TR-120 MIP (High Res. Green).....	\$159.00
CT-160 Dual Mode Color.....	\$299.00

west

800-648-3311

IN NV. CALL (702)588-8854
 P.O. BOX 8888, STATELINE, NV. 89448

east

800-233-8950

IN PA. CALL (717)327-8575
 477 E. THIRD ST., WILLIAMSPORT, PA. 17701

In-stock items shipped same day you call. No risk, no deposit on C.O.D. orders. Pre-paid orders receive free shipping within the continental United States with no waiting period for certified checks or money orders. Add 3% (minimum \$3.00) shipping and handling on all C.O.D. and Credit Card orders. NV and PA residents add sales tax. All items subject to availability and price change. **NOTE:** We stock manufacturer's and third party software for most all computers on the market! Call today for our new catalogue.

The Avalon Hill Gang. The Avalon Hill Game Company has released six new microcomputer games for the Christmas season. They are for the Atari 400/800, with Apple II versions to be available before the end of 1982.

Legionnaire is a game based upon ancient warfare between the legions of Julius Caesar and up to 14 barbarian tribes. The game is set in 58 BC, and the player takes command as Caesar. Legionnaire requires only 16K of memory.

Moon Patrol is an arcade-type game with four levels of difficulty. Again, the player is faced with fleets of aliens who must be eliminated before they get him. Also for a 16K Atari 400 or 800. (Apple II disk version due later.) Cassette, \$25.

Telengard is a computerized fantasy, a roll-playing game where players descend into a 50-level dungeon and face the horrible monsters that dwell within. Of course, the players really are represented by characters that are chosen for their attributes, such as weapons, intelligence, strength, and experience. If the characters do well in the dungeon, they return with great wealth and power. (When I play, I usually get wiped out in a few minutes: my character is called Klutz.) Telengard is now available on diskette for the Apple II and the TRS-80 Models I and III with 48K of memory for \$28. Atari diskette versions will be available later.

GFS Sorceress is the name of a craft in the Galactic Federation Navy (space, that is). Joe Justin is the hero of a continuing series of adventure games. You are Joe himself if you play this game and live this adventure in the year 2582. Good luck! GFS Sorceress is at your command if you have an Atari 400/800, Apple II, or TRS-80 Model III. Cassette, \$30; disk version, \$35.

Now that Vietnam is some years behind us, perhaps some will want to play a war game based upon that conflict. For these people Avalon Hill presents "V.C.," a war game about a nasty war. For the Apple II with 48K of memory.

An epic adventure is a war game

called Andromeda. It is a vast-scale space strategy game of galactic colonizing and conquest, where one to four players compete to form galactic empires. It comes in a 16K cassette for Apple II, TRS-80 Models I and III, and PET CBM; a 32K cassette for Atari 400/800 at \$18; and on disks for Apple, Atari 800, and IBM-PC for \$23.

Professional Blackjack for IBM-PCs. Intelligent Statements, Inc. (Suite 202, 3109 Poplarwood Ct., Raleigh, NC 27625) introduced Ken Uston's Professional Blackjack at the first PC show sponsored by Personna, the national IBM-PC users group. Appropriately, the show was held at the Golden Nugget in Atlantic City, NJ, where you could try out your blackjack skill downstairs in the casino. This program is no ordinary blackjack game. Rather, it is a complete course based upon Ken Uston's Advanced Point-Counting System that's explained in his book. In addition, the program teaches the user to employ the correct strategy when playing at any of 70 actual gambling casinos, where the rules of the game are different. The player can sit down at his home computer and take any seat at the table. All seven playing positions can be played by real players or by the computer. The game can be shown either in full color or in monochrome, and it has sound effects to re-create the environment of a real table. The player starts with a stake and either builds it up or loses it, according to how skilled (and lucky) he becomes.

Ken Uston, the author, is a Harvard MBA who left his position in the Pacific Stock Exchange to pursue a career as a professional blackjack player. He is said to have won a fortune by using his systems. For \$89.95 you can become a student of his system, and might earn far more than the purchase price (you can also lose, if your luck runs bad, but at least you won't make it worse!). Even if you're not a gambler, this is a real fun game for one or more players.

Apple Adventure. Adventure (Colossal Cave), for the Apple Computer, features over 130 rooms,

15 treasures, and 40 other objects. The entire program loads within 48K under DOS 3.3. No additional disk access occurs during play. \$10. **Address:** Frontier Computing Inc., 666 North Main, Logan, UT 84321 (Tel: 801-753-6530).

Pocket Computer Games. Written for the TRS-80 Pocket Computer, Games II (26-3523) includes eight games on two cassettes. The games include Missile Marksman, Baccarat, Blackjack, Aceydeucey, One-Armed Bandit, Pokerslot, Numguess, and Craps. \$14.95 at all Radio Shack Computer Centers and stores.

Data Manager for CBM. Jinsam is a menu-driven data base manager for the Commodore Business Machines that can be used to create complex data bases and allows custom data files, reports and labels; keyed random access, multiple search; privacy access codes, wild card search, and the amount of information stored. Its structure and/or the hardware can change but the data will not have to be re-entered. All versions require 32K of memory. Jinsam 1.0 for the CBM2040 drive features encrypted passwords, 3 deep sorts, and .5-to 3-second recall. \$195. Jinsam 4.0 for CBM 4000 series has a user accessible machine sort of 1000 records in 15 seconds, automatic list maintenance, unlimited number of fields and record length. \$395. Jinsam 8.0 for CBM 8000 series also includes unlimited sort, horizontal format and search by key or record number. \$495. Jinsam 8.2 adds search machine language print, format and manipulation routines. **Address:** Jini Micro-Systems, Inc., Box 274, Kingsbridge Stn., Riverdale, NY 10463 (Tel: 212-796-6200).

TRS-80 I and III Adventure. Sea Dragon, a real-time machine language simulation is now available for the disk-based 32K TRS-80 Models I and III. Features a horizontally scrolling seascape, multiple skill levels, high score save, and one or two player capability. **Address:** Adventure International, 507 East St., Box 3435, Longwood, FL 32750. (Tel: 305-862-6917).

Now! A 60 MHz Tektronix scope built for your bench.

Wide-range vertical sensitivity: Scale factors from 100 V/div (10X probe) to 2 mV/div (1X probe). Accurate to $\pm 3\%$. Ac or dc coupling.


Two high-sensitivity channels: dc to 60 MHz bandwidth from 10 V/div to 20 mV/div; extended sensitivity of 2 mV/div at > 50 MHz.

Sweep speeds: from 0.5 s to 50 ns. To 5 ns/div with X10 magnification.

Delayed sweep measurements: Accurate to $\pm 3\%$ with single time-base 2213; to $\pm 1.5\%$ with dual time-base 2215.

Complete trigger system. Includes TV field, normal, vertical mode, and automatic; internal, external and line sources; variable holdoff.

Probes included. High-performance, positive attachment, 10-14 pF and 60 MHz at the probe tip.



In 30 years of Tektronix oscilloscope leadership, no other scopes have recorded the immediate popular appeal of the Tek 2200 Series. The Tek 2213 and 2215 are unapproachable for the performance and reliability they offer at a surprisingly affordable price.

There's no compromise with Tektronix quality: The low cost is the result of a new design concept that cut mechanical parts by 65%. Cut cabling by 90%. Virtually eliminated board electrical connectors. And obviated the usual cooling fan.

Yet performance is written all over the front panels. There's the bandwidth for digital and analog circuits. The sensitivity for low signal measurements. The sweep speeds for fast logic families. And delayed sweep for fast, accurate timing measurements.

The cost: \$1200* for the 2213. \$1450* for the dual time base 2215.

You can order, or obtain more information, through the Tektronix National Marketing Center, where technical personnel can answer your questions and expedite delivery. Your direct order includes

probes, operating manuals, 15-day return policy and full Tektronix warranty.

For quantity purchases, please contact your local Tektronix sales representative.

**ORDER TOLL FREE
1-800-426-2200**

Extension 01
In Oregon
Call Collect
(503) 627-9000

*Price F.O.B. Beaverton, OR. Price subject to change.

LES SOLOMON ON COMPUTER HARDWARE



*Trying out
the new
Sinclair
Spectrum computer*

DURING vacation last summer, wandering down a street in London, England, I decided to drop in on a computer store I chanced on. Besides the usual hardware and software, sitting on a small table was a Sinclair Spectrum—the latest from the people who gave us the ZX80, ZX81, and the Timex 1000. Since this machine will not see the U.S. soon, I decided to play with it for an hour or so. Here is what I found out.

Physically, the Spectrum is about 9" wide, 5½" deep, and a small fraction greater than 1" thick at its highest point at the rear. The rear apron carries the power connector, an expansion bus card edge connector, EAR and MIC connectors for the cassette recorder (operating at 1500 bits about five times faster than the ZX81), and a TV r-f output—in this case set to British TV channel 36. (The color uses PAL, which cannot be used with American TV receivers. I was told that an NTSC chip is being designed.)

Inside, were 14 chips (mostly RAM) as opposed to four in the older machines. The microprocessor, as in the other Sinclair machines, is a Z80, operating at 3.5 MHz. There is a 16K-byte ROM containing an excellent BASIC and an operating system, and 16K bytes of RAM that can be expanded to 32K on board or

48K with a plug-in. The keyboard is quite different from the previous versions, with the 40 keys formed from what appears to be grey rubber with white and red symbol printing. Unlike the membrane keyboards, these keys must be truly depressed. Other than the ENTER, CAPS SHIFT, and SPACE keys, all keys have at least five functions per key, with six keys having six functions! You keep track of the function by a set of unique cursors—actually by which letter appears within the block cursor.

The memory-mapped video display is 256 × 192 pixels that can produce some very effective graphics. There are eight foreground and background colors that can be selected via one function on the upper row of keys. In the alphanumeric mode, the display is 24 lines of 32 characters, with both upper- and lower-case selectable. Like the older models, the screen can be divided into two sections—the top 22 lines for use and the bottom two lines for the Sinclair "reports."

Since the machine contains a sound generator capable of more than a 10-octave range, the BEEP command can be used to create a key-down tone. A built-in speaker can be augmented by an external audio amplifier.

Like the other Sinclair machines, this one also does not use ASCII, but a system I call "Sinclairise." However, the Spectrum is good at graphics since it contains some 16 predefined and 21 user-defined characters based on an 8 × 8 matrix. You can place a character at


any screen position and affect color, brightness, or flash it. Text and graphics can be mixed. Sinclair uses terms like INK and PAPER to define character color and background. The OVER command performs an exclusive-OR operation to overwrite anything on the screen. The INVERSE key flips the video over. Other commands such as PLOT, DRAW, and CIRCLE are used for graphics. These allow straight lines, circles, or parts of circles to be drawn onscreen on a 256 × 176 grid.

The BASIC is quite good, and appears to be a superset of that supplied with the older machines. There is even a BIN (binary) function that allows entering 1's or 0's. We also noted a number of new symbols imprinted on the upper row of keys (LINE, OPEN #, CLOSE #, MOVE, ERASE, POINT, CAT, and FORMAT) which leads us to believe that a disk is in the very near future. We heard a rumor that Sinclair is designing a 3" disk—not the Hitachi, but a new approach!


The expansion connector is to be used to interface with the ZX Printer, an upcoming RS232 module, and, likely, a disk drive. IN and OUT commands are used for PEEK and POKE.

We expect to do a detailed study of this new machine when it arrives in the U.S.

Apple Drive Tester. The Applicator 4023 Disk Drive Tester-Exerciser handles both Apple II and Apple III drives with tests for all circuits including power, stepper (both




The Applicator tests both the Apple II and Apple III drives.



BEHIND EVERY GOOD SINCLAIR IS A MEMOPAK

If you own a Timex-Sinclair 1000 or ZX81 computer, you should have a Memopak behind it. From increased memory to high resolution graphics, Memotech has a Memopak to boost your system's capabilities. Every Memopak peripheral comes in a black anodised aluminum case and is designed to fit together in "piggy back" fashion to enable you to continue to add on and still keep an integrated system look.



Order at no risk

All Memotech products carry our 10 day money back guarantee. If you're not completely satisfied, return it in ten days and we will give you a full refund. And every Memotech product comes with a six month warranty. Should anything be defective with your Memopak, return it to us and we will repair or replace it free of charge. Dealer inquiries welcome. To order any Memotech product call our toll-free number **800/662-0949** or use the order coupon.

MEMOTECH
CORPORATION

7550 West Yale Avenue
Denver, Colorado 80227
(303) 986-1516
TWX 910-320-2917



Memopak 64K RAM The 64K RAM extends the memory of your Sinclair by 56K to a full 64K. It is directly addressable, user transparent, is neither switched nor paged and accepts such BASIC commands as 10 DIM A (9000). The Memopak 64K turns your Sinclair into a powerful computer suitable for business, recreational and educational use. No additional power supply is required.

Memopak 32K RAM The 32K RAM Memopak offers your Sinclair a full 32K of directly addressable RAM. Like the 64K Memopak, it is neither switched nor paged and enables you to execute sophisticated programs and store large data bases. It is also fully compatible with Sinclair's or Memotech's 16K RAM to give you a full 48K of RAM.

Memopak 16K RAM The Memopak 16K RAM provides an economical way to increase the capabilities of your Sinclair. And at the same time, it enables you to continue to add on other features with its "piggy back" connectors. It is compatible with the Sinclair 16K or a second Memopak 16K or Memopak 32K to give 32K or 48K of RAM respectively.

Memopak High Resolution Graphics The Memopak HRG contains a 2K EPROM monitor and is fully programmable for high resolution graphics. The HRG provides for up to 192 by 248 pixel resolution.

Memopak Printer Interface The Memopak Centronics Parallel or RS232 Interface packs enable your Sinclair to use a wide range of compatible printers (major manufacturers' printers available through Memotech at significant savings). The resident software in the units gives the ASCII set of characters. Both Memopak printer interfaces provide lower case character capabilities. The RS232 Interface is also compatible with modems.

New products coming soon Memotech will soon be introducing four new Sinclair compatible products: a high quality, direct connection keyboard, a digitizing tablet, a 16K EPROM and a disk drive. Watch for our future advertisements.

Mail to: Memotech Corporation, 7550 West Yale Ave., Denver, CO 80227			
Code: CE 12	* Price	Qty	Total
64K RAM	\$179.95		
32K RAM	109.95		
16K RAM	59.95		
Centronics Parallel Printer Interface	104.95		
RS232 Printer Interface	139.95		
High Resolution Graphics	149.95		
Shipping and handling	4.95		\$4.95
* All prices quoted in U.S. dollars			Tax**
** Colorado residents please add sales tax			Total
<input type="checkbox"/> Check <input type="checkbox"/> MasterCard <input type="checkbox"/> Visa			
Account No.	Exp		
Name			
Address			
City		State	Zip

full and half tracks), read, write, erase, write protect, drive select, read enable, and motor enable. LEDs indicate stepper motor phase activity, while a 2-digit counter indicates current track. Basic tests of the entire drive can be performed in less than 2 minutes. Two drives can be compared at the same time. When used with the optional ADASI drive activity monitors, problems can be pinpointed to individual components. \$650. **Address:** Computer Center, Div. of Teaco, Inc., POB E, Michigan City, IN 46360 (Tel: 219-874-6234).

Graphics Display. The Spectar III is a packaged graphics display system that features 512 colors, an unlimited amount of moving objects, speech and sound effects, and a 256 × 256 pixel color raster display. Its 80-bit interface allows connection to any 8,16, or 32-bit processors. It features a Z80A, two independent foreground/background systems, hardware display scrolling, and high-speed hardware vector generation with unlimited hardware moving objects. Under \$2000. **Address:** Exidy, 390 Java Dr., Sunnyvale, CA 94086 (Tel: 408-734-9410).

IBM PC Modem. The PConnection is a direct-connect, Bel 103/113 compatible modem featuring auto-dial (Touch Tone or pulse dialing) and auto answer in both originate and answer modes. The modem is treated as an asynchronous card (COM1) by the PC and also contains an RS232 port to expand communications options. A firmware

timer manages timer loops for the dialer routine. The modem automatically disconnects from the line in case of failure or carrier loss. It fits inside the PC cabinet leaving the workspace uncluttered. \$350. **Address:** Microperipherals Corp., 2643 151st Place, NE, Redmond, WA (Tel: 206-881-7544).

Port Expanders. These port expanders allow single-port units to interface with multiple peripherals or computers. They are compatible with anything having an RS232C or Centronics-compatible interface. Model QS11 allows a single port to talk to one of four output devices, while the Model MO11 allows four peripherals to talk to a common unit. The I/O ports of the expanders are controlled via 128 user-selectable ASCII or EBCDIC codes. Control code and baud rate are switch selectable. \$395. **Address:** Advanced Systems Concepts, Inc., PO Box Q, Altadena, CA 91001 (Tel: 213-684-5461).


Ram Card. The SemiDisk can provide 512K-bytes or 1 megabyte on a single S100, TRS-80, or IBM PC board. Using either capacity, up to 8 megabytes can be put into a system. Battery backup is provided. This disk emulator is much faster than a floppy or Winchester. The S100 and TRS-80 should run CP/M 2.2. All data goes through four I/O ports which can be re-addressed to any of 64 locations. Software is provided on standard 8 single-density diskettes, TRS-80 comes on double density, 5" North Star double density, and IBM 5" floppies. Special formats can be provided. 512K bytes is \$1995, 1 megabyte is \$2995. **Address:** SemiDisk Systems, PO Box

GG, Beaverton, OR 97075 (Tel: 503-642-3100).

Apple Vector Graphics. The Digisolve occupies one slot in the Apple II and provides a monochrome graphics display of 512 by 512 pixels while an on-board vector graphics processor draws lines and characters up to 1.5-million pixels per second. 85 characters by 57 rows of alphanumeric can be displayed. Memory is 64K bytes, and two screen buffer pages are stored. 96 ASCII characters of various sizes and orientation are provided. Other features include lines either solid, dashed, and dot-dashed; variable size blocks for fast area fill; data inversion; screen dump by pixel, and video with European 625 lines. Price is approximately \$700. **Address:** Digisolve Ltd., 2/4 Cayton St., London, England EC4 9EH.

Apple Ham Converter. The Terminal for the Apple II allows receiving and transmitting Morse, RTTY, or ASCII. It plugs into the receiver headphone jack for copying Morse, Baudot, or ASCII. Plug it into the CW key jack to send Morse code. Attach a microphone and send Baudot or ASCII using AFSK. No settings or adjustments are needed. Features include multi windows for status displays, six-stage active filter with auto adaptive Morse algorithm and keyboard noise threshold with received code speed displayed on status line, hardware clock, buffered ASCII parallel printer output, and word mode editing, and both received and transmitted messages may be saved on disk. Requires 48K and disk. \$499. **Address:** Macrotronics, Inc., 1125 N. Golden State Blvd., Turlock, CA 95380 (Tel: 209-667-2888).

Morse Code on TRS-80. The MFJ-1210/1212 CW Transceiver Program and Hardware Interface for the TRS-80 Model I and III allows sending and receiving CW using the keyboard and split screen. A 3295 character buffer makes sending easy at low speed. Ten 199-character programmable message memories are provided. Speed is adjustable from 12 to 55 wpm. Up to



The PConnection is a direct-connect compatible modem.

...HARDWARE

2200 characters can be stored. The program can receive up to 100 wpm and stores up to five screens of data. The interface plugs between the transceiver and computer. It will key to virtually any tube or solid-state transmitter. LEDs are used as indicators. It requires 9-18 volts dc, and at least 16K of memory. The MFJ-1210 for Model I, and the Model MFJ-1212 for the Model III is \$99.95 plus \$4 shipping/handling. **Address:** MFJ Enterprises, Inc., PO Box 494, Mississippi State, MS 39762 (Tel: 800-647-1800).

Printer Speed Up. Developed for the TRS-80 Model I and III, SPRINTER allows the printer to run 2 to 3 times faster, with speed selected from 16 commands in BASIC. It automatically slows down for disk and I/O operations, and compensates for slow ROMs. A Z80 is used for high-speed performance. The device plugs into the Z80 socket in the machine and requires no technical skill to install. It can also be used with the PMC-80/81. \$99.50. Parallel printer port is \$24.50, and a printer cable is \$19.50. **Address:** Holmes Engineering, Dept. 17, 3555 South 3200 West, Salt Lake City, UT 84119 (Tel: 801-967-2324).

VIC-20 Expansion. This expansion chassis includes seven slots, internal power supply, detachable cover, support for r-f modulator, and supports all VIC-20 cartridges. The VIC-20 can be locked within the enclosure. The expansion plugs into the VIC expansion slot. \$219. **Address:** Arfon Microelectronics, 111 Rena Drive, Lafayette, LA 70503 (Tel: 318-988-2478).

Falcon Unveiled. Now called the C-10, it features an 80 × 24 display, Z80 at 4 MHz, 64K RAM, 12" CRT, DSDD disk, detachable keyboard, serial/parallel port, RS232 modem port. Software includes CP/M, BASIC, a word-processing package, spreadsheet, etc. The C-10 with computer, CRT, serial/parallel port is \$995. The keyboard is \$195, a 390K byte floppy is

\$595, and the printer is \$895. A second 390K byte floppy is \$595. The software is compatible with other Cromemco packages. **Address:** Cromemco, 280 Bernardo Ave., Mountain View, CA 94043 (Tel: 415-964-7400).

Portable Computer. The Teleram T-3000 is a 13" × 9½" × 3", under 10 pound portable computer that features a Z80, 64K of RAM, 8K ROM, a 4 line x 80 character LCD readout that can scroll the full 24 lines, an RS232 port, and operates from an internal rechargeable battery. Memory can be expanded to 128K or 256K of bubble. Options include up to four disk drives, video display, acoustic coupler, TV interface, and printer. Software options include a word processor, spreadsheet, BASIC and other languages, graphics communications, and CP/M. 128K system is \$2795. **Address:** Teleram Communications Corp., 2 Corporate Park Drive, White Plains, NY 10604 (Tel: 914-694-9270).

Atari Speaks. The Voice Box is a speech synthesis module for the Atari 400/800 that plugs into the serial port. The 64 phonemes and 4 pitch levels can be used to create a dictionary of up to 5000 words. These can be created and called as desired. A minimum of 16K is required although the diskette and cassette includes both 16K and 32K versions. \$169. It is also available for the Apple II at \$215 (this version also "sings"). **Address:** The Alien Group, 27 W. 23rd St., New York, NY 10010 (Tel: 212-924-5546).

HPIL Addenda. In June, we discussed the Hewlett-Packard Interface Loop, and made one small booboo—the HP82161A Digital Cassette Drive can store 131K bytes instead of the 131K bits we gave it. Also, the three items we said would be available in the future—80-character printer, video interface, and GPIO interface, are available now.

TRS-80 Items. The 80-Grafix board gives the TRS-80 Model I an effective resolution of 384 × 192 (192 × 192 in 32 character mode)

via 128 programmable characters. The characters are formed on a 6 × 12 matrix of dots, and can be called from BASIC or machine language. A lowercase modification is included. The board is supported by over 20 programs/files including Hires81 that allows editing an entire character set one character at a time on an enlarged grid, to create almost any shape desired. \$169.85. The CMEMORY-16 is a plug in for the Color Computer that allows adding up to 16K of ROM (four 2732) that occupy address space \$C000 to \$FEFF (plug-in cartridge space). Without ROM, it is \$34.95. 2732 EPROMs (4K) are \$24. An 8K version using 2K RAMs or 2716 EPROMs is \$24.95. Programming service available. **Address:** Micro Labs, Inc., 902 Pinecrest Drive, Richardson, TX 75080 (Tel: 214-235-0915).

IBM Prototyping. The Prototype Printed Board is used to develop pc boards for the IBM PC. It has room for 88 14-pin DIP sockets and will accept any combination of .3, .4, .6 and .9 sockets and discrete components. An I/O area for any size D-subminiature connector up to DB37, and any ribbon cable to 50 pins is provided. It has a silk screen legend, and uses two-ounce copper double sided. \$50 kit, \$55 assembled. The Deluxe Extender Board allows working outside of the IBM PC. All address, data, and control signals can be isolated via DIP switches, and test points are provided. \$80 kit, \$120 assembled. **Address:** Hurricane Labs., Inc., 5149 Moorpark Ave., Suite 105, San Jose, CA 95129 (Tel: 408-257-8678).

Multiple I/O. The Transfer Switches are a line of multi-position RS232 switchers that allow more than one RS232 device to share a common I/O. They switch all signals on the bus. Some come with LED status indicators. Other switches are available to switch shielded cables. Prices range from \$99 to \$179 dependent on the number/type of switching. **Address:** Innovative Digital Equipment, 4554 Emery Industrial Pkwy, Cleveland, OH 44128 (Tel: 216-831-7280).

What if
“what if”
isn't
enough?



Just when the business world is up to its white collars in visiclones, calcalikes and other spreadsheet packages, Apple's® come out with something entirely different.

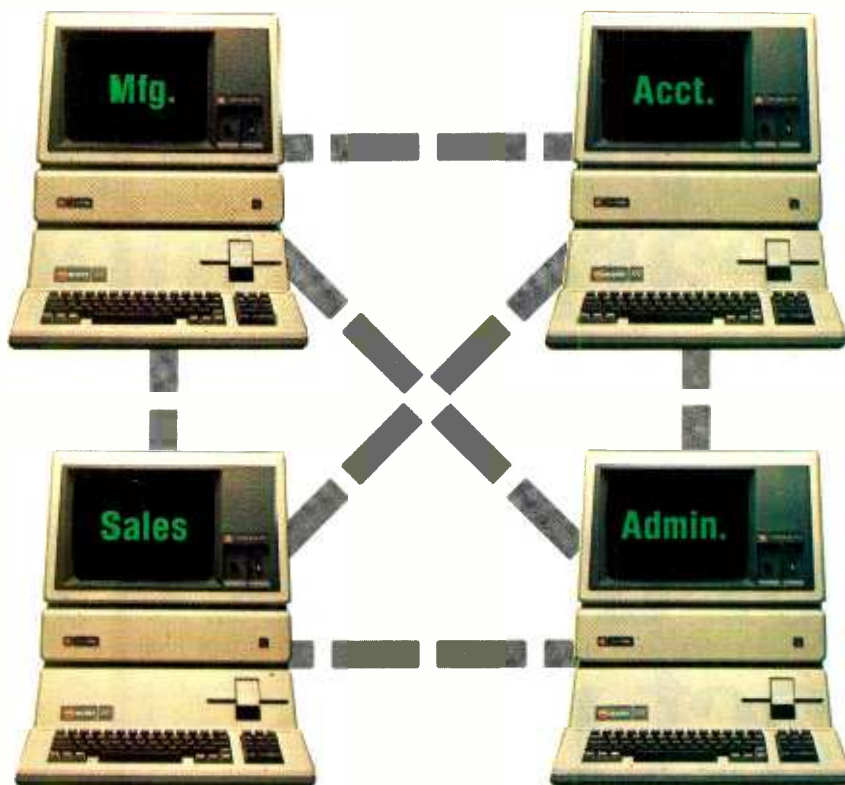
Introducing Senior Analyst.

Like other financial modeling packages, it allows managers and professionals to ask all those proverbial "What If?" questions.

Unlike the others, this powerful financial planning tool was designed to be used in a corporate environment, by lots of people. So you get lots of advantages.

For example, you can transfer data (across diskettes) from one financial model to another. Or consolidate many models into one.

So sales, manufacturing, administration and any number of other departments (even in other cities) can easily share information. Giving each the power to create comprehensive and



Senior Analyst lets different departments share and consolidate data. That way the company doesn't make more pitchforks than it can sell.

Analyst, you can do it. And even print out a formatted report that includes only the information you need.

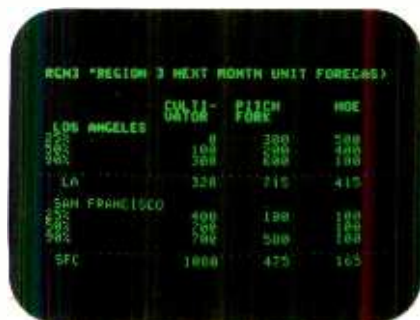
A report that anyone can understand. Because the headings are in English, not in code.

even allows you to continue working while a model is being printed.)

To complement all these accommodating features, you'll also find built-in functions for depreciation, linear regression forecasting, and other powerful virtues not found in most financial software packages.

All of which we'd like you to experience in person, at any of our 1300 authorized full-support dealers (they also offer a vast library of other quality software distributed by Apple for Apples).

And don't ask for just any spreadsheet package. Tell them you need to see an analyst.



With Senior Analyst, you can now cultivate forecasts by merging reports from distant divisions.



Easy to follow commands allow employees to create models without learning a second language.

flexible financial projections, budgets, cash flow statements and the like.

Want to combine selected data (such as important subtotals) from six different divisions? With Senior

You can also document and print out all those assumptions used to create your model, to give others a concrete understanding of how you reached your conclusion. (The program



The most personal software.

If you have put off learning more electronics for any of these reasons, act now!

- I don't have the time.
- High school was hard for me and electronics sounds like it may be hard to learn.
- I can't afford any more education.
- I have a family now.
- I'm here. You're there. I've never learned that way before. I'm not sure it will work for me.

Read the opposite page and see how you can get started today!

Be honest with yourself. Are the reasons really excuses? You already know enough about electronics to be interested in reading this magazine. So why not learn more? If you need encouragement, read on and see how excuses can be turned into results.

You don't have the time. Be realistic. All you have in life is a period of time. Use it. Try to know more tomorrow than you do today. That's the proven way to success. CIE studies require just about 12 hours of your time a week, two hours a day. You probably do have the time.

Electronics sounds like it may be hard to learn. You already know something about electronics or you wouldn't be reading this. Now, build on that. CIE Auto-Programmed® Lessons help you learn. Topics are presented in simple, logical sequence. All text is clear and concise for quick, easy understanding. You learn step by step, at your own pace. No classes to attend. Nobody pressures you. You can learn.

You can't afford any more education. Actually, you can't afford NOT to gain the skills that can put you ahead of the others. You know what inflation is doing to you now. Education—learning a skill—is an inflation-fighter that can be yours. If you are not able to pay full tuition now, CIE will lend you funds on a monthly payment plan.

You have a family now. All the more reason why you have the responsibility to advance yourself. For the sake of your family. Do you want them to have what you had or have more than you had? The choice is yours. Electronics is a rewarding career choice. CIE can help you to get started on that career.

You're there. We're here. How does CIE help you learn? First, we want you to succeed. You may study at home, but you are not alone. When you have a question about a lesson, a postage stamp gets you your answer fast. You may find this even better than having a classroom teacher. CIE understands people need to learn at their own pace. When CIE receives your completed lesson before noon any day of the week, it will be graded and mailed back the same day with appropriate instructional help. Your satisfaction with your progress comes by return mail. That's how CIE helps you learn.

NOW, IF YOU AGREE CIE TRAINING CAN WORK FOR YOU, HOW ELSE CAN CIE HELP YOU?

Cleveland Institute of Electronics is the largest independent home study school in the world that specializes exclusively in electronics. Although "big" does not always mean "best," it is evidence that CIE is a strong, successful institution with the people and resources to help you succeed.



Step-by-step learning includes "hands-on" training.

The kind of professional you want to be needs more than theory. That's why some of our courses include the Personal Training Laboratory, which helps you put lesson theory into actual practice. Other courses train you to use tools of the trade such as a 5MHz triggered-sweep, solid-state oscilloscope you build yourself—and use to practice troubleshooting. Or a Digital Learning Laboratory to let you apply the digital theory that's essential today for anyone who wants to keep pace with electronics in the eighties.



Your FCC License can impress employers.

For some electronics jobs, you must have your FCC License. For others, employers usually consider it a mark in your favor. Either way, your License is government-certified proof of your knowledge and skills. More than half of CIE's courses prepare you to pass this exam. Surveys show that some 80% of CIE graduates who take the exam are successful.

Find out more! Today. Now.

There's a card with this ad. Fill it in and return. If some other ambitious person has already removed it, use the coupon.

You'll get a copy of CIE's free school catalog, along with a complete package of personal home study information.

For your convenience, we'll try to arrange for a CIE representative to contact you to answer any questions you may have.

If you are serious about a rewarding career, about learning electronics or building on your present skills, your best bet is to go with the electronics specialists—CIE. Mail the card or coupon today or write CIE (please mention the name and date of this magazine), 1776 East 17th Street, Cleveland, Ohio 44114.

This could be the best decision you've made all year.

Associate Degree

Now, CIE offers an Associate in Applied Science Degree in Electronics Engineering Technology. In fact, all or most of every CIE Career Course is directly creditable toward the Associate Degree.

"If you're going to learn electronics, you might as well learn it right!"

*John Cunningham
Senior Technical Director*



CE76

CIE Cleveland Institute of Electronics, Inc.

1776 East 17th Street, Cleveland, Ohio 44114

Accredited Member National Home Study Council

YES... I want to learn from the specialists in electronics—CIE. Send me my FREE CIE school catalog...including details about the Associate Degree program...plus my FREE package of home study information.

Print Name _____

Address _____ Apt. _____

City _____

State _____ Zip _____

Age _____ Phone (area code) _____

Check box for G.I. Bill bulletin on Educational Benefits: Veteran Active Duty

MAIL TODAY!

All Radio Shack TRS-80® Color Computers Cut \$100

Take Your Pick And Save Big!

Low As **299⁹⁵**
Less
TV



A Smart Investment. Radio Shack's popular TRS-80 Color Computer is now on sale. You can get this complete, versatile system with a 16K-byte memory and Standard Color BASIC language for only \$299.95 (Cat. No. 26-3004, reg. \$399.95). It's the affordable way for the entire family to start computing!

A Programmer's Dream. If you want to create high-resolution color graphics, then select a sale-priced TRS-80 Color Computer with Extended BASIC. Get 16K memory for \$399.95 (26-3002, reg. \$499.95) or 32K memory for \$549.95 (26-3003, reg. \$649.95).

Sophisticated. Extended BASIC offers a 256 x 192 screen resolution, 9-digit accuracy, arrays, editing, tracing, error messages, PEEK, POKE and many other features a serious programmer demands.

Easy to Use. Simple, one-line commands let you produce incredible drawings, designs, business and engineering charts, even animation with color, music and sound effects. Our excellent tutorial manuals (included) quickly show you how. And we offer the advanced programmer an Editor/Assembler in a Program Pak™ cartridge for special applications.

Expandable. There's a built-in RS-232C serial interface, a 1500-baud cassette port and a ROM port. That means you can add disk drives, a printer; our new color plotter or graphics tablet, a digitizer, modem and other peripherals to meet future needs.

The Perfect Gift to Give . . . or Get! Save \$100 on the TRS-80 Color Computer of your choice at a Radio Shack Computer Center, store or participating dealer today.

Radio Shack

The biggest name in little computers™

A DIVISION OF TANDY CORPORATION

Retail prices may vary at individual stores and dealers.


SPEECH BOARD MAKES ANYTHING TALK!

Synthesizer enables you to create speech as a stand-alone device or with virtually any computer

By Ron Reese and Scott Keller

THE "Speak-Easy" synthesized speech system to be discussed here is not limited to use with a computer. It can act as a stand-alone talker for a host of applications—a talking electric train model ("The next stop will be Baldwin"), a talking door-bell responder ("Merry Christmas from the Ander-

sons!"), and so on. It also operates in conjunction with any computer or terminal that has RS232C or parallel input/output ports. (Interfaces



M-ERH-A-R-Y
K-A-T-S-M-UH-S-S
TU A-W-L

Heathkit®



Give something special.

Gifts that keep on giving pride and satisfaction for years to come.

Creating a fine and lasting product with your own hands brings special rewards. So share that pleasure by giving a Heathkit product. We've been helping people build pride for 56 years.



Gifts of accomplishment.

Taking the wrappings from a Heathkit is the beginning of an adventure. And often the start of a life-long fascination.

Simple starter kits help beginners develop confidence fast. More advanced projects challenge experienced kitbuilders.

Heathkit Electronics Centers feature hundreds of choices covering a world of interests. Computers. Automotive. Aeronautic. Marine. Meteorology. Amateur radio. Fine craftsmanship in wood.

And no experience is necessary. Every kit is backed with a promise: "We won't let you fall."

Help is always as close as the phone or your Heathkit Electronics Center. But even novices

rarely need it. Our step-by-step manuals make building kits easy and fun.

Spend only a little to give hours of fascinating experience.

For example, a handsome quartz regulated digital wall clock. It's accurate to within a minute a year, costs under \$50. Or a programmable doorbell that welcomes guests with music. Both are inexpensive starter kits that can be built in one or two evenings.

Anyone would appreciate a Heathkit automatic phone dialer. It stores 16 frequently used numbers. And is easy to build, inexpensive to give.

The Three-In-One Auto Tuneup Instrument can be



Something they won't forget.

completed in an evening. Keeps cars in fine tune, and is a money saving gift for both you and the person to whom you give it.

For people on the go, give the "Explorer" five-inch B-W TV with AM/FM digital clock radio alarm. Powered by AC, DC, or its own batteries, you can give it for under \$150.

For the audiophile in your life, what better gift than a Heathkit Stereo Receiver. If there's a photo hobbyist on your list, consider the Programmable Darkroom Timer. And for casual weather watchers and serious observers alike, a Digital Barograph is a unique gift.

For Hams, there is a wide selection of such

inexpensive but appreciated gifts as the Heathkit Micro-Matic Memory Keyer. And anyone interested in electronics can use a hand-held Digital Multimeter.

Give a priceless learning experience — an educational course in electronics or computer science. And any computer enthusiast would appreciate a computer kit, or one of a broad selection of peripherals and software.

Fine craftsmanship in wood is available in a variety of classic furniture pieces to build. Complete one and put something of yourself in a special gift. Or give a kit to build.

It's easy to give Heathkit gifts. Just turn the page.

Heathkit®
Heath
Company



GC-1720
Digital Wall Clock Kit
\$49.95

F-2531
Schoolhouse Clock Kit
\$129.95

GR-5005
Explorer 5" TV Kit
\$149.95

F-2540
Butler Table Kit
\$249.95

H-89
All-In-One Computer Kit
\$1399.00

ID-2090
Barometer Kit
\$199.95

AR-1250
Stereo Receiver Kit
\$349.95

EE-3401
Microprocessor
Self-Instruction Course
\$99.95

IM-2215
Hand-Held
Digital Multimeter kit
\$99.95

SA-5010
Micro-Matic
Memory Keyer kit
\$99.95

It's easy to give Heathkit gifts.

Order now for Christmas.

Call 800-253-0570 toll free. (In Alaska, Hawaii and Michigan call 616-982-3411.) We'll tell you the location of your nearest Heathkit Electronics Center. Or take your order for any Heathkit product. You can charge it to VISA or MasterCard.

Heathkit gifts. Great to receive. Fun to build. Appreciated for years to come. Choose from the wide selection at your Heathkit Electronics Center. Or send for your free catalog today.

Free Catalogs!

Heathkit® Heath Company
Benton Harbor, MI 49022

"Yes, please send my FREE Heathkit Catalog(s)."

- Electronics (010-964)
 Furniture (476-964)
 Educational Products (584-964)

Name _____

Address _____

City _____ State _____ Zip _____

More than 60 Heathkit Electronic Centers to serve you

- | | | |
|---|---|---|
| ARIZONA
Phoenix
Tucson | INDIANA
Indianapolis | Rochester
White Plains |
| CALIFORNIA
Anaheim
El Cerrito
Los Angeles
Pomona
Redwood City
Sacramento
San Diego
San Jose
Woodland Hills | KANSAS
Kansas City | OHIO
Cincinnati
Cleveland
Columbus
Toledo |
| COLORADO
Denver | KENTUCKY
Louisville | OKLAHOMA
Oklahoma City |
| CONNECTICUT
Hartford | LOUISIANA
New Orleans | PENNSYLVANIA
Philadelphia |
| FLORIDA
Jacksonville
Miami
Ft. Lauderdale
(Plantation)
Tampa | MARYLAND
Baltimore
Rockville | Frazier
Pittsburgh |
| GEORGIA
Atlanta | MASSACHUSETTS
Boston (Peabody)
Boston (Wellesley) | RHODE ISLAND
Providence |
| HAWAII
Honolulu
(Pearl City) | MICHIGAN
Detroit
East Detroit
St. Joseph | TEXAS
Dallas
Fort Worth
Houston
San Antonio |
| ILLINOIS
Chicago
Downers Grove | MINNESOTA
Minneapolis
(Hopkins)
St. Paul | UTAH
Salt Lake City |
| | MISSOURI
St. Louis | VIRGINIA
Alexandria
Norfolk |
| | NEBRASKA
Omaha | WASHINGTON
Seattle
Tukwila
Vancouver
(Portland, OR) |
| | NEW JERSEY
Fair Lawn
Ocean (Asbury Park) | WISCONSIN
Milwaukee |
| | NEW YORK
Buffalo
Jericho | |

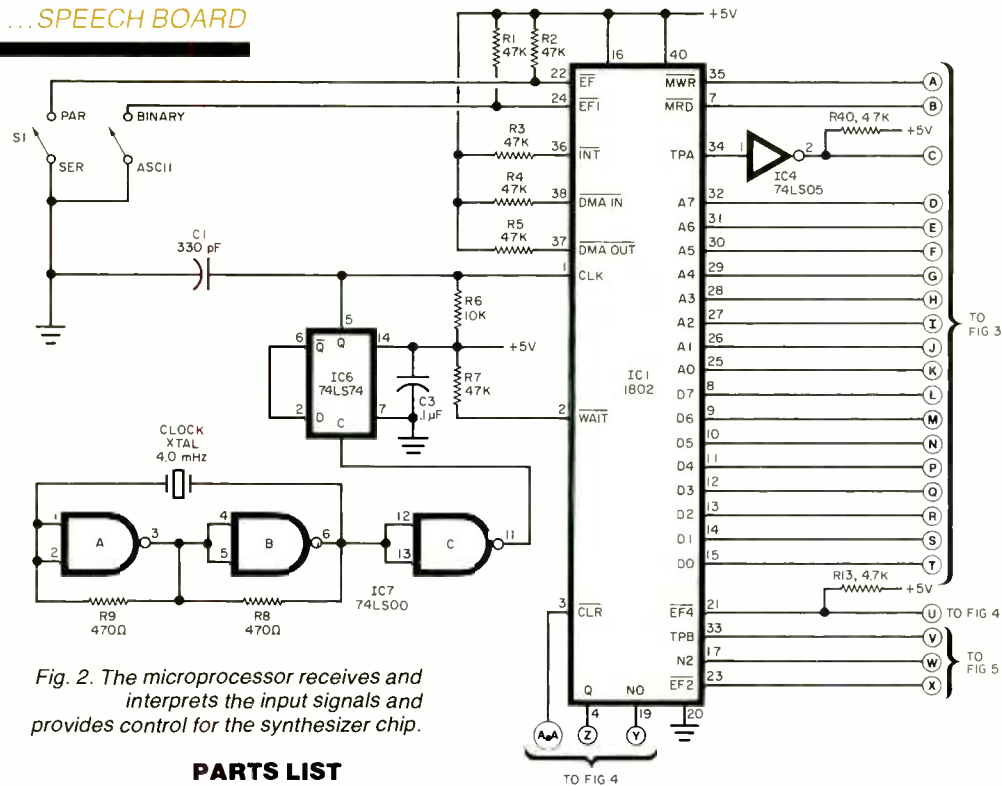


Fig. 2. The microprocessor receives and interprets the input signals and provides control for the synthesizer chip.

PARTS LIST

- C1—330-pF disc capacitor
 - C2,C4,C10,C13—10- μ F, 16-V electrolytic
 - C3,C5,C7—0.1- μ F disc capacitor
 - C6—220- μ F, 16-V electrolytic
 - C8,C9—100- μ F, 25-V electrolytic
 - C11—220-pF disc capacitor
 - C12—1000- μ F, 10-V electrolytic
 - C15 through C19—0.01- μ F disc capacitor
 - C14,C20—100- μ F, 16-V electrolytic
 - D1 through D11—1N4148
 - D12,D13,D14,D15—1N4001
 - D16—1N758, 10-V zener
 - IC1—1802 CMOS microprocessor
 - IC2—74LS174 hex latch
 - IC3—2716 EPROM
 - IC4—74LS05 hex inverter, open collector
 - IC5—74LS138 3-to-8 decoder
 - IC6—74LS74 flip-flop
 - IC7—74LS00 quad 2-input NAND
 - IC8—4011 CMOS quad 2-input NAND
 - IC9—1852 CMOS 8-bit port
 - IC10—SC-01A Votrax speech synthesizer
 - IC11—Reserved for expansion
 - IC12—4013 CMOS flip-flop
 - IC13—LM386 audio amplifier
 - IC14,IC15—2114L 1K x 8 RAM
 - IC16—7805 5-V regulator
 - P1—16-pin DIP socket
 - P2—Female DB-25, right-angle connector
 - Q1,Q2,Q3—2N4384 transistor
- The following are 1/4-W, 10% resistors unless otherwise noted:
- R1 through R7,R11,R12,R30 through R33—47 kilohms
 - R6,R22,R23,R26,R42—10 kilohms

- R8,R9—470 ohms
- R10—220 kilohms
- R13,R14 through R21,R24,R25,R27,R34,R40,R41,R44—4.7 kilohms
- R29—10 ohms
- R35—820 kilohms
- R36—390 kilohms
- R37—22 kilohms
- R39—1 kilohm
- R43—470 ohms, 1/2 W
- R28,R38—5-kilohm potentiometer
- S1 through S6—8-position DIP switch
- SPKR—8-ohm speaker
- XTAL—4.0-MHz crystal
- Misc.—Sockets (1 40-pin, 1 22-pin, 2 18-pin, 3 16-pin, and 5 14-pin), power transformer (8.5 V at 200 mA), mounting hardware, etc.

Note: The following is available from **Netronics, 333 Litchfield Rd., New Milford, CT 06776; complete kit of parts including double-sided pc board at \$149.95 plus \$3 postage and handling. Also available separately: pc board at \$32 plus postage and handling; Votrax SC-01A at \$59.95 plus \$2 p/h; cabinet and wall transformer at \$9.95, each, plus \$2 p/h; source code for the EPROM at \$4. On Canadian orders, double postage. Connecticut residents add 7.5% sales tax. Also available free with SASE from the same source are the foil patterns for the pc board.**

ode connected to IC9. The serial and parallel data ready signal share the same input line (EF4) of the CPU. In the serial mode, this input receives the data stream while in the

parallel mode it is used as a signal that a byte of data has been strobed into the parallel port. This port requires a positive-going pulse to latch the data applied to the data

input.

While the system is processing a byte of data, or talking, it cannot receive new data. Therefore, a busy signal (active low) is asserted during these times to give the controlling device an indication not to transmit data. Once the speech synthesizer completes its current task, the BUSY line goes high. This drives IC4G, which has an open collector that allows it to be shared. IC4H and IC8A form a de-bouncing circuit used with the manual pushbutton entry system.

As shown in Fig. 5, the speech synthesizer (IC10) receives the required data and delivers its output signal to a simple audio signal amplifier (IC13). Since IC10 is a CMOS device, and the data lines are at TTL level, level shifters are required to convert these to the 10-volt level required by the inflection inputs I1 and I2. This shifting is provided by IC12 and transistors Q2 and Q3. The pitch control is supplied by the IC4I circuit.

The power supply shown in Fig. 6 requires the use of a wall-socket-mounted transformer that can deliver 8.5 volts at 200 mA.

Using the Speak-Easy. Operation is simple once a few basic rules

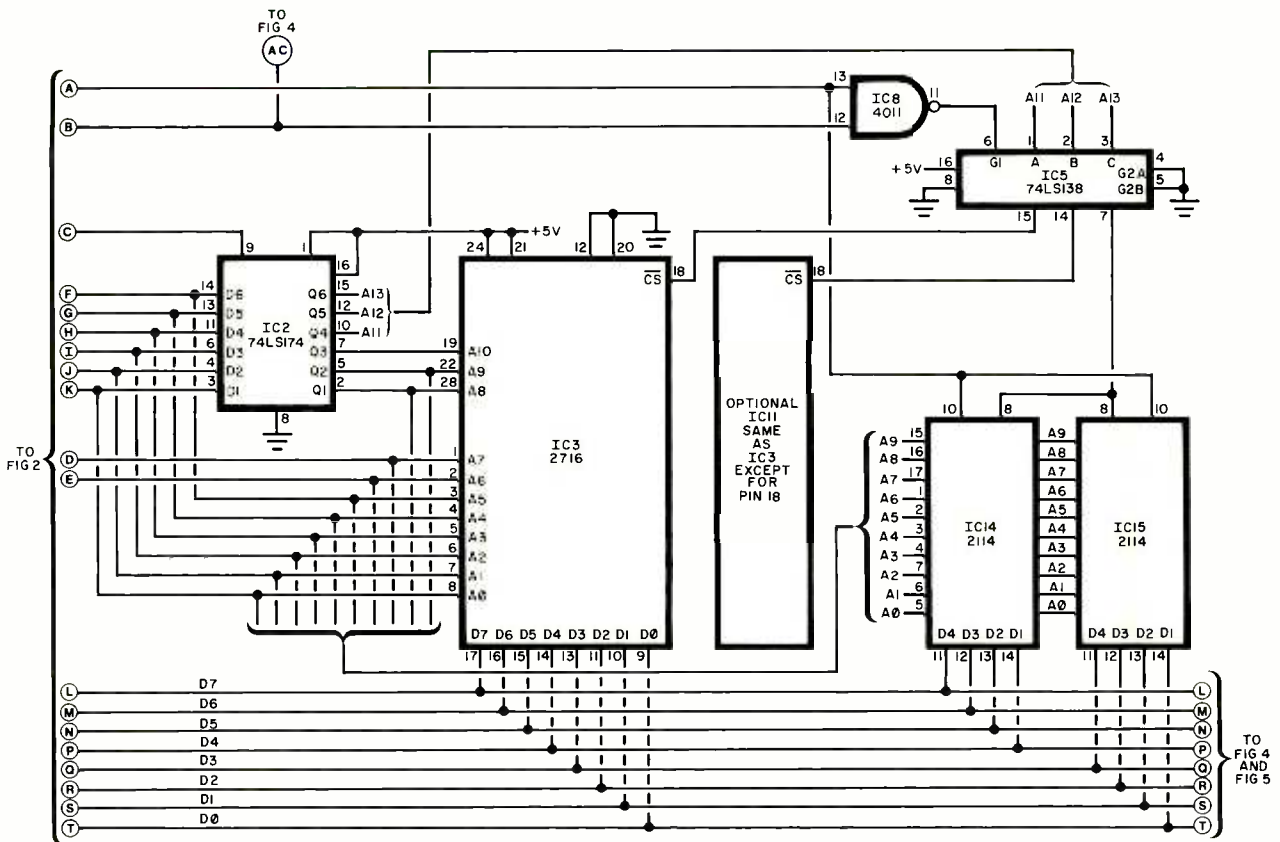


Fig. 3. The EPROM (IC3) contains the operating system and preprogrammed words.

readily be used as a speech-development system owing to the ease and speed with which words and phrases can be constructed. In the ASCII mode, an ASCII keyboard, terminal, or a computer that outputs ASCII can be used. Though a simple serial or parallel ASCII keyboard may be used, an RS232 terminal is advantageous because it provides visual feedback, allowing a user to easily employ the Speak-Easy's error-correction feature.

Before powering up, set mode switches to the settings that match the hardware being connected (serial/parallel, ASCII/binary, RS-232), as shown in Table I. There is only one difference between serial and parallel operation. In the serial mode, the first entry after power-up must be a carriage return (CR). The system uses the CR character to measure the baud rate of the serial transmission. Other than this, the serial and parallel modes are identical in operation. The following discussion applies to both modes.

The Speak-Easy powers up in an off-line mode, which means it must be brought on line before it will respond. This is done by sending the unit a control-A character (press A while the control key is pressed). Each time a message finishes speaking, the unit returns to its off-line state. Therefore, each message or command must be preceded by a CONTROL A.

Messages can be made up of phonemes, pre-programmed words, or any combination of the two. As an example of a message using only the ROM's canned words as listed in Table II, the phrase "How are you" can be generated by entering appropriate ASCII codes (CONTROL A 4C 66 74.). See the BASIC program in Table III.

The CONTROL A brings the system on line, while the 4C is the word label for "How"; 66 is the word label for "are"; 74 is the word label for "you"; and the period "." terminates the message string and starts the speech. To repeat the message

simply enter CONTROL A ".".

Words may be formed with phonemes too by selecting the appropriate phoneme symbols from an SC-01's table. For example, "Hello" can be generated by doing a "CONTROL A" and entering the following: (H EH1 L L O PA0.). Be sure that the message is preceded by a CONTROL A and terminated by a ".". Furthermore, unlike word labels, every phoneme symbol must be followed by a space, as indicated in the foregoing example. Also notice that a PA0 (pause) is used. Also, a PA1 or PA2 may be used at the end of a phoneme to improve the quality of the last phoneme. As with canned words, the message can be repeated by entering (CONTROL A and ".").

A special feature of the Votrax chip, which has been incorporated in the Speak-Easy, is the four different pitch levels available. Additionally, the speed of the talker can be altered by adjusting the clock frequency control. Four pitch-control characters can be used before indi-

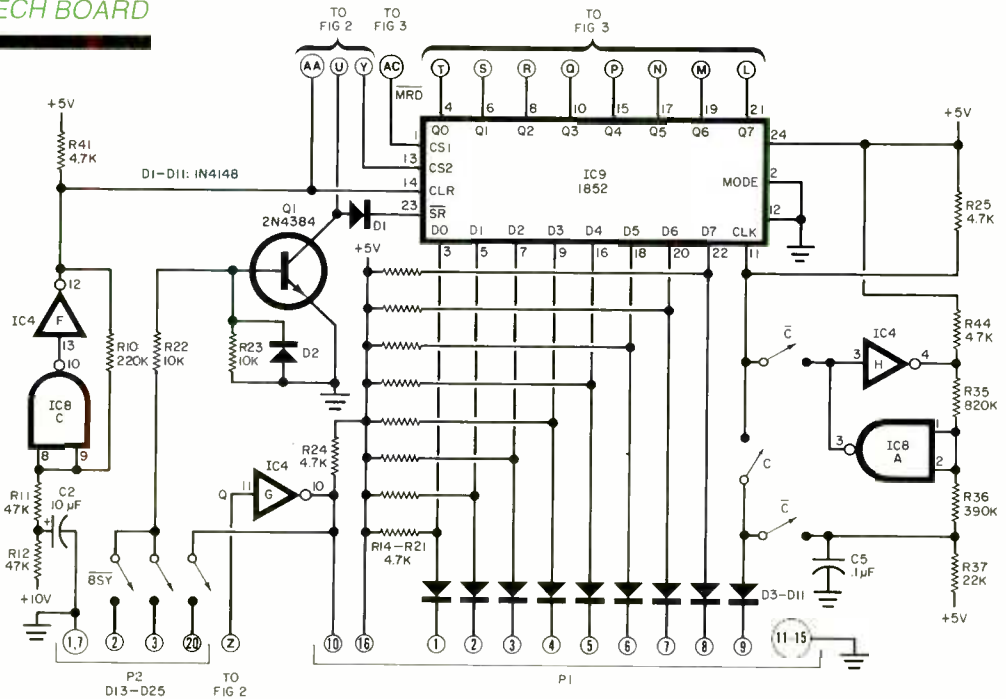


Fig. 4. Parallel data enters at P1 and is connected to IC9 through diodes.

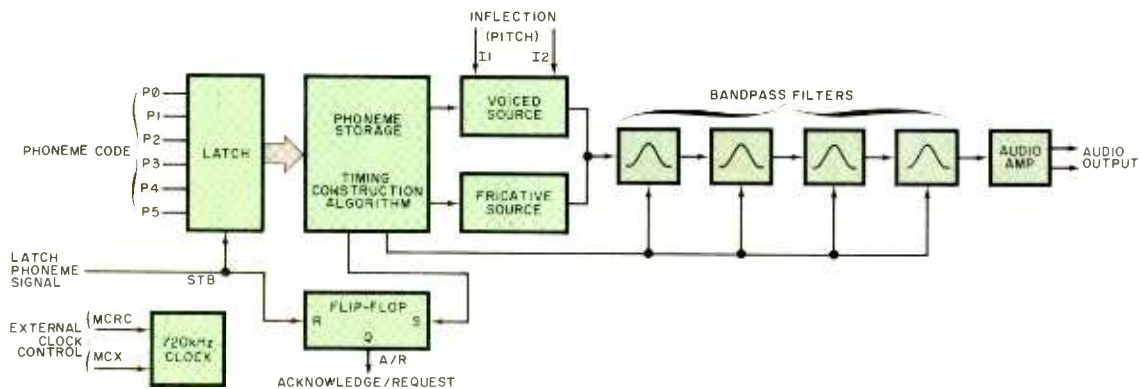
vidual phonemes, groups of phonemes, or words to add inflections or variations to the speech. The pitch of an entire message can be changed even after the phrase has been entered provided it does not

contain any pitch-control characters.

To change the pitch of individual phonemes or words, enter a pitch-control character (#, \$, %, &) immediately before the phoneme or

word label. No space is needed between the pitch-control character and the phoneme. As an example, the word "Hello" will change pitch four times when typed in as: "#H SEH1 %L L &0 PA0." (Quotation

THE SPEECH CHIP



The Votrax SC-01 speech synthesizer chip used in this project is a phoneme type. It contains two voicing generators (voiced and fricative), four speech bandpass filters, a clock generator (710-kHz optimum), and a low-level audio amplifier. There are 64 stored phonemes in seven categories—the first six cover voiced, fricatives, and nasal sounds, while the seventh is silence.

The six-bit phoneme code is applied to inputs P0 through P5. After a 450-ns interval to allow for data settling, the inputs are latched on the rising edge of the strobe line (STB). The acknowledge/request (A/R) line switches from a high to a low one-

clock cycle following the leading edge of STB to indicate that the chip has received the phoneme to be outputted.

Based on the chosen phoneme and the pitch (inflection) level selected, the words are synthesized by a construction algorithm controlling the fricative source ("airy" consonants such as F or S) and the voiced source (vowels like O or I). These signals are passed through a bandpass filter combination that simulates the opening and closing of the human throat. The speech is then amplified and outputted to the speaker or external audio amplifier.

As each phoneme is completed, the A/R line goes high to signal the external

digital logic that the speech synthesizer is ready for the next phoneme. All SC-01 inputs, except for I1 and I2, the inflection inputs, are compatible with CMOS or TTL with pull-up resistors. The I1 and I2 inputs require level shifting for proper logic levels.

Besides speech (obviously in any language), the SC-01 can produce "sound effects" by a random choice of phonemes. In the phoneme listing shown here, phoneme length varies from 47 to 250 ms based on the recommended 720-kHz clock. This includes voice sounds as well as "stop," and end-of-word sounds that are important in creating natural sounds. ◊

...SPEECH BOARD




Photo of the prototype board with speaker and phoneme keyboard.

marks should not be entered, of course.) Similarly, for a pre-programmed word, entering "CONTROL A #48 \$48 %48 & 48" says "Hello" four times at four different pitch levels.

To change the pitch of an entire message once it has been entered, enter CONTROL A, CONTROL P, and the desired pitch level (3, 4, 5, or 6). However, if an attempt is made to change the pitch of a message containing pitch-control characters, the pitch will change only up to the control character. The remaining portion of the message will not change.

To correct a typing error, use the delete (DEL) key. The last character entered is removed. Each previously entered character is removed in succession with each DEL key stroke. Once the message has been terminated with a "." though, the only way to correct an error is to re-enter the entire message.

Binary Mode. In the binary mode, phonemes must be entered by phoneme code rather than phoneme symbols. Any device, computer terminal, etc., capable of sending binary codes to the Speak-Easy can be

TABLE I—SWITCH POSITIONS

	BSY ¹	3 ²	2 ³	C ⁴	B ⁵	P ⁶
ASCII/serial; computer as source.	Off	On	Off	Off	Off	Off
ASCII/serial; computer as source and program can interrogate busy signal at computer I/O.	On	On	Off	Off	Off	Off
ASCII/serial; terminal as source.	Off	Off	On	Off	Off	Off
Binary/serial; computer as source.	Off	On	Off	Off	On	Off
Binary/parallel; computer bus as source.	Off	Off	Off	Off	On	On
Binary/parallel; stand alone with switch debounce.	Off	Off	Off	On	On	On
ASCII/parallel; computer bus as source.	Off	Off	Off	Off	Off	On

(1) Busy to RS232, pin 20

(2) Serial communications via RS232, pin 3

(3) Serial communications via RS232, pin 2

(4) Negative clock for stand-alone input

(5) Binary/ASCII switch

(6) Parallel/Serial switch

...SPEECH BOARD

used to operate it in the binary mode.

Again, before powering up the unit, set the mode switches to con-

figure the Speak-Easy to the hardware being used, note that the ASCII/BINARY switch (S1, Fig. 2) must be in the BIN position. In the serial mode, the first entry must be 0D (hex). This character is used to measure the baud rate of the termi-

nal or computer. Except for this entry, the parallel and serial modes are identical in operation.

As in the ASCII mode, the unit powers up in the off-line state. However, once turned on, it remains on-line until it receives an off-line com-

TABLE II—WORD TABLE

Memory Address	Line Number	Phoneme Codes	Word	ASCII	Binary	04B2	0529	#		
0324	0456	WDTAB: # 123C2B353703	ZERO	00	40	04B7	0530	# 1C02002A03	GET	41
032A	0457	# 2D34320D03	ONE	01	41	04BB	0531	# 1C263703	GO	42
032F	0459	# 2A36362803	TWO	02	42	04BB	0531	# 1C263C1403	GOING	43
0334	0460	# 382B2C03	THREE	03	43	04C0	0532	# 1C16161E03	GOOD	44
0338	0461	# 1D262B03	FOUR, FOR	04	44	04C5	0533	# 1C2B06212A03	GREAT	45
033C	0462	# 1D153C0F03	FIVE	05	45	04CB	0534	...		
0341	0463	# 1F27191203	SIX	06	46	04CB	0535	# 1B2E001E03	HAD	46
0346	0464	# 1F3B0F020D03	SEVEN	07	47	04D0	0536	# 1B2F000F03	HAVE	47
034C	0465	# 0521292A03	EIGHT	08	48	04D5	0537	# 1B002318353403	HELLO	48
0351	0466	# 0D153C0D03	NINE	09	49	04DC	0538	# 1B21092B03	HERE	49
0356	0467	# 2A3B0D03	TEN	0A	4A	04E1	0539	# 15000903	HIGH	4A
035A	0468	# 3C183B0F330D03	ELEVEN	0B	4B	04E5	0540	# 15352B03	HOUR, OUR	4B
0361	0469	# 2A2D0123180F03	TWELVE	0C	4C	04E9	0541	# 3D3703	HOW	4C
0368	0470	# 38232B2A2A3C3C0D03	THIRTEEN	0D	4D	04EC	0542	...		
036F	0D03	0470				04EC	0543	# 1500092903	I, EYE	4D
0371	0471	# 1D352B2A2A3C3C0D03	FOURTEEN	0E	4E	04F1	0544	# 0B091D03	IF	4E
037A	0472	# 1D271D2A3C3C0D03	FIFTEEN	0F	4F	04F5	0545	# 0B090C253432B2A000D	IMPORTANT	4F
0382	0473	# 1F2719122A3C3C0D03	SIXTEEN	10	50	04FF	0546	# 2A03		
038B	0474	# 1F3B0F020D2A3C3C0D03	SEVENTEEN	11	51	0501	0547	# 0B010D03	IN, N	50
0395	0475	# 21292A2A3C3C0D03	EIGHTEEN	12	52	0505	0548	# 09000D2A2B371E3A03	INTRUDER	51
039D	0476	# 0D153C0D2A3C3C0D03	NINETEEN	13	53	050E	0549	# 271203	IS	52
03A6	0477	# 2A2D0B0D2A2903	TWENTY	14	54	0511	0550	# 0B002A03	IT	53
03AD	0478	# 38232B2A2903	THIRTY	15	55	0515	0551	...		
03B3	0479	# 1D352B2A2903	FORTY	16	56	0515	0552	# 0B010D03	K	54
03B9	0480	# 1D0B1D2A2903	FIFTY	17	57	0519	0553	...		
03BF	0481	# 1F27191F2A2903	SIXTY	18	58	0519	0554	# 183B1D2A03	LEFT	55
0306	0482	# 1F3B0F020D2A2903	SEVENTY	19	59	051E	0555	# 1835343703	LOW	56
03CE	0483	# 0621292A3C03	EIGHTY	1A	5A	0523	0556	...		
03DA	0484	# 0D153C0D2A2903	NINETY	1B	5B	0523	0557	# 0C020D022A03	MINUTE	57
03DB	0485	# 1B32230D1E2B001E03	HUNDRED	1C	5C	0529	0558	# 0C320D2C03	MONEY	58
03EA	0486	# 3915233712000D1E03	THOUSAND	1D	5D	052E	0560	# 0D20290C03	NAME	59
03ED	0487	# 0C0B091829230D03	MILLION	1E	5E	0533	0561	# 0D3B191F2A03	NEXT	5A
03F5	0488	...				0539	0562	# 0D35343703	NO	5B
03F5	0489	# 06212903	A	1F	5F	053E	0563	# 0D15082A03	NOT	5C
03F9	0490	# 320E3108372A03	ABOUT	20	5F	0543	0564	# 0D320C0C0E3A03	NUMBER	5D
0400	0491	# 2F001E03	ADD	21	5F	054A	0565	...		
0404	0492	# 2F001E2B02001F03	ADDRESS	22	5F	054A	0566	# 240F03	OF	5E
040C	0493	# 311C27000D03	AGAIN	23	5F	054D	0567	# 08301D03	OFF	5F
0412	0494	# 0818233A2A03	ALERT	24	5F	0551	0568	# 13230D03	ON	60
0418	0495	# 2E0C03	AM	25	5F	0555	0569	# 3525270D03	OPEN	61
041B	0496	# 2F000D1E03	AND	26	5F	055A	0570	# 35342B03	OR	62
0420	0497	# 2E2A03	AT	27	5F	055E	0571	# 2308372A03	OUT	63
0423	0498	...				0563	0572	# 260F3A03	OVER	64
0423	0499	# 0E3C2903	B, BE	28	5F	0567	0573	...		
0427	0500	# 0E02000D03	BEEN	29	5F	0567	0574	# 25182C1203	PLEASE	65
042C	0501	# 0E291D34342B03	BEFORE	2A	5F	056C	0575	...		
0433	0502	# 0F02002A34A3	BETTER	2B	5F	056C	0576	# 153A03	R, ARE	66
0439	0503	# 0E332A03	BUT	2C	5F	056F	0577	# 2B15292A03	RIGHT	67
043D	0504	...				0574	0578	# 2B3C25212A03	REPEAT	68
043D	0504	...				057A	0579	# 2E02001E2903	READY	69
043D	0504	...				0580	0580	...		
043D	0504	...				0580	0581	# 1F0219230D2A03	SECOND	6A
0441	0506	# 190621290C03	C, SEE, SEA	2D		0587	0582	# 1F2A152B2A03	START	6B
0447	0507	# 192F000D03	CAME	2E		058D	0583	# 1F2A15232503	STOP	6C
044C	0508	# 19022B02192A3A03	CAN	2F		0593	0584	...		
0454	0509	# 191835371203	CHARACTER	30		0593	0585	# 392F010D03	THAN	6D
045A	0510	...	CLOSE	31		0598	0586	# 392F012A03	THAT	6E
045A	0511	# 1E20220D1E1A3A2B03	DANGER	32		059D	0587	# 39092C03	THE	6F
0463	0512	# 1E2C1C2B2C03	DEGREE	33		05A1	0588	# 380B000D03	THEN	70
0469	0513	# 1E02000F2308291F03	DEVICE	34		05A6	0589	# 390B0A1F03	THIS	71
0472	0514	# 1E283703	DO	35		05AB	0590	# 2A1500210C03	TIME	72
0476	0515	# 1E24183A03	DOLLAR	36		05B1	0591	# 2A2B150A03	TRY	73
047B	0516	# 1E2F08320D03	DOWN	37		05B6	0592	...		
0481	0517	...				05BB	0593	# 2236373703	U, YOU	74
0481	0518	# 0200181F03	ELSE	38		05BE	0594	# 332503	UP	75
0486	0519	# 01000D1E03	END	39		05BE	0595	...		
048B	0520	# 2C192D131803	EQUAL	3A		05BE	0596	# 2D352B0D0B1403	WARNING	76
0491	0521	# 023A2B03	ERROR	3B		05C5	0597	# 2D23322A03	WHAT	77
0495	0522	...				05CA	0598	# 2D02000D03	WHEN	78
0495	0523	# 1D13182A03	FAULT	3D		05CF	0599	# 2D0005002B03	WHERE	79
049A	0524	# 1D3A2B1F2A03	FIRST	30		05D5	0600	# 1B36373703	WHO	7A
04A0	0525	# 1D153018353703	FOLLOW	3E		05DA	0601	# 2D150B03	WHY	7B
04A7	0526	...				05DE	0602	# 2D36361E03	WOULD, WOOD	7C
04A7	0527	# 1E1A3C2903	G	3F		05E3	0603	...		
04AC	0528	# 1C0521290C03	GAME	40		05E3	0604	# 2934342B03	YOUR	7D
						05E8	0605	# 2200021F03	YES	7E

mand. A list of the commands used in the binary mode is shown in Table IV.

Since the unit powers up in the off-line mode, it must first be turned on by sending it F0. When the unit is on-line, words or phonemes may be entered. For example, to say "How are you," the appropriate word labels may be selected from the word list. Note that the binary word labels are different than the ASCII labels. The sequence to be entered from the binary column is: F0 8C A6 B4 F5 (all hex).

When F5 is received the Speak-Easy will begin talking. When it is finished, it will remain in the on-line state. To go off-line, add the code FF to the string. Phonemes may also be used to form words. For example, the following phonemes will produce the sound "George":

F0 1E 1A 26 2B 1E 1A 03 F5

Recall that the F0 would only be necessary if the unit had not been previously turned on. No spaces are required between codes—they are included above in the interest of clarity.

Individual phonemes or words may be preceded by a pitch-control command (F1 to F4) to change the pitch of the phoneme or word. As many pitch-control commands may be used as desired within a message. Another way the pitch-control commands can be used is to change the pitch of the entire message. This use has the constraint that there can be no pitch-control commands within the message itself. Once the message has been entered (without pitch-control commands), enter F5 (hex) and the message will be repeated. Then enter F1, F5 to repeat the message at pitch level 1. Likewise, F2, F5, F3, F5, F4, and F5 will repeat the message at the respective pitch levels. Words and phonemes may be mixed within a message.

Vocabulary Expansion. As previously mentioned, there are 532 unprogrammed locations in the system's EPROM that can be used for custom vocabulary expansion. Therefore, as new words, phrases, or sentences are developed they can

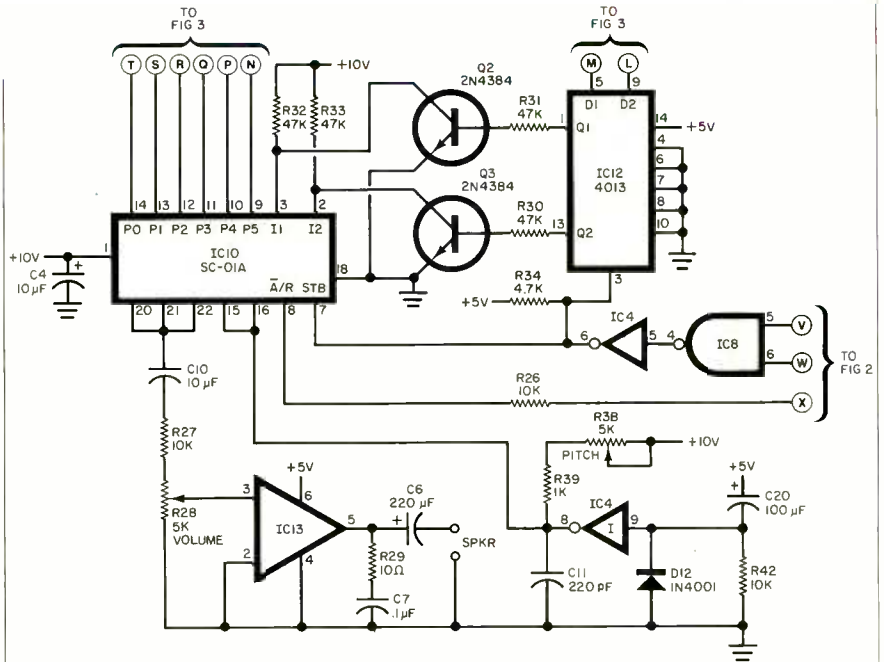


Fig. 5. The speech synthesizer (IC10) takes the required input data and delivers an output signal to a simple audio signal amplifier.

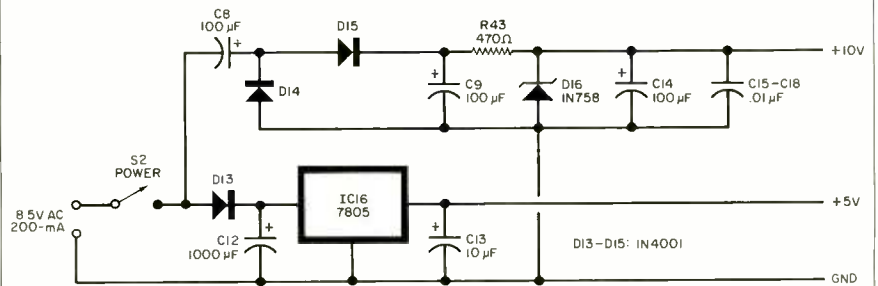


Fig. 6. Use this circuit for a power supply to drive the Speak-Easy speech board.

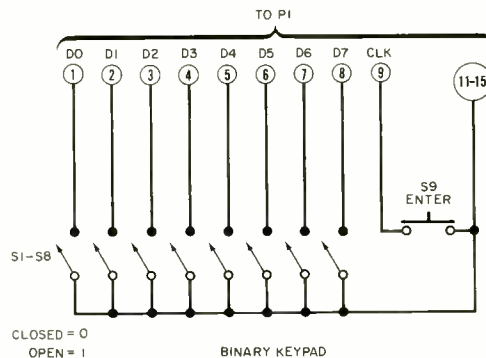


Fig. 7. For the stand-alone mode, this keyboard to enter phonemes must be built.

...SPEECH BOARD

be added to the pre-programmed word list and called by a particular word label. (A separate EPROM programmer is required to do this.)

Valid word labels are from 00 to 7E (hex), with the remainder of the ROM for user-defined words. This means that 33 labels, 7F to 9F (hex), are available for expansion; that is, up to 33 words or messages may be added.

New entries to the pre-programmed word list are not limited to a single word per label, but can be a word, phrase, sentence, or even a whole paragraph for that label. For example, the sentence, "Good morning how are you" could be entered under a single word label.

TABLE III—BASIC PROGRAM

```

10 PRINT CHR$(13)
20 REM OUTPUTS CARRIAGE RETURN FOR BAUD RATE INITIALIZATION
30 PRINT "ENTER REQUIRED WORD ADDRESSES, END WITH PERIOD"
40 REM FOR EXAMPLE 4C 66 74 WILL OUTPUT 'HOW ARE YOU'
50 INPUT AS
60 REM NEXT LINE OUTPUTS CONTROL-A CHARACTER
70 PRINT CHR$(01)
80 PRINT AS
90 REM LINE 80 OUTPUTS WORDS OR PHRASES
100 GOTO 50
    
```

TABLE IV—BINARY MODE COMMANDS

Command (Hex)	Result
0D	Auto baud rate test character (serial only)
F0	Turns unit on line
F1-F4	Pitch control
F5	String Terminator (similar to "", in ASCII mode)
FF	Turns unit off line

There are a few limitations to the messages. The total length of all added messages cannot exceed 532 bytes, and messages must contain only hexadecimal phoneme codes (no ASCII codes or word labels). Also, if a pause is needed within a message, the phoneme pause PA1 (3E hex) must be used since the short pause PA0 (03 hex) is used to terminate all labeled phrases. Word labels must be consecutive, with no skipping. Similarly, memory locations cannot be skipped between messages or within a message.

Here's an example to illustrate vocabulary expansion. Suppose the phrase "Danger intruder alert" is to be stored in the EPROM vocabulary. Note that all three of these words are in the pre-programmed word list. Consequently, the phoneme codes can be copied directly from the word list as:

Danger...1E20220D1E1A3A2B03
 intruder...09000DA2B371E3A03
 alert...0818233A2A03

If a word is chosen that is not contained in the word list, the phoneme codes for the word must be developed before proceeding. The pause 03 (PA0) at the end of the "Danger" and the "intruder" phoneme code strings should be replaced with 3E (PA1). Remember, this is to be a three-word message under one label. Therefore, 03 cannot be used within the message. The pause 3E (PA1) will produce a slightly longer pause between words. The 03 (PA0) at the end of the "alert" phoneme listing will terminate the message. The phoneme string for the message then becomes:

1E20 220D 1E1A 3A2B 3E09 000D
 2A2B 371E 3A3E 0818 233A 2A03.

The space between each four characters is for visual clarity only. The phoneme string must go in the EPROM at the first available EPROM address, as previously discussed. The last entry is "yes" at address location 05E8. The phonemes that comprise "yes" require five bytes of memory, 05E8 to 05EC (hex), so the next available EPROM address is 05ED. The phoneme string for "Danger intruder alert" should be programmed into the EPROM from addresses 05ED through 0604 (hex). Since the last

SAVE BY PHONE ORDER TOLL FREE
 (800) 221-8924 We will meet or beat any price!

PANASONIC		RCA	
PV-5500	800.00	VGT 200	430.95
PV-4100	659.00	VFT 650	695.95
PV-5200	670.00	VFP 170	760.95
PV-1275	425.00	CCO10	570.95
PV-1770	700.00	CCO11	740.95
PV-1780	840.00	CCO15	945.95
PK-956	842.00	VGP 170	870.00
PK-802	685.00		
PK-700A	425.00		
SONY		JVC	
SL 5800	575.00	HR 7650	845.00
SL 5000	470.00	7300	560.00
SL 2500	895.00	2650	970.00
SL 2000	695.00	GA 884	570.00
HVC-2200	695.00	GA 94	720.00
HVC-2400	840.00		

VIDEO TAPES (by case - all 10 only)

	VHS	120 or 1750 Highgrade	BETA	BETA	BETA
TDK	9.75	12.00	7.50	9.75	12.00
Fuji	9.75	12.00	7.50	9.75	12.00
Maxell	9.75	12.00	7.50	9.75	12.00
Scor-I	9.75	12.00	7.50	9.75	12.00
Sony			7.50	9.75	12.00

SONY WALKABOUTS		TOSHIBA	
Walkman 1	55.00	KT-R1	72.00
Walkman 2	73.00	KT-R2	72.95
Walkman 3	74.00	KT-S3	59.00
Walkman FM	54.00	Amo CS-J1	118.00
SANYO WALKMAN		Elite A F w Cass	
Sanyo MG-1 Stereo	67.50	Sanyo MG-1 Stereo	65.00
Sanyo MG-2 A F Stereo	87.00	Sanyo MG-2 AM FM 2 Stereo Cass	79.00
Cassette	87.00	Sanyo MG-30 AM FM Stereo	59.00
Sanyo MG-30 A F Cassette Stereo	63.00	Cass Stereo	

SEND FOR FREE AUDIO/VIDEO CATALOG

SONY COLOR TV		ATARI Personal Computers	
KV 4000	400.00	800 16K	600.00
KV 8100	400.00	400	230.00
KV 9400	350.00	810 Disc Drive	420.00
KV 1207	300.00	410 Recorder	70.00
KV 1217	320.00	32K Memory	124.00
KV 1221R	400.00		
KV 1515	350.00	COMMODORE	
KV 1545R	467.00	VIC 20 w. Modulator	190-162.00
KV 1715	430.00	C2N Cass	70.00
KV 1915	430.00	VIC-1540 Disc Drive	440.00
KV 1945	340.00	1600 Modern	100.00
KV-2145R	47.00	1110-BK Expansion	50.00
KV 2647	872.00	RS-232 Terminal Interface	44.00
KV-2648	990.00		

GAMES		AUDIO RECEIVERS	
Atari	122.00	Sony	
Atari Intelelevision	142.00	STRV-6	400.00
Coleco Pacman	32.95	STRV-5	330.00
Coleco Galaxian	57.95	STRV-4	270.00
Colecovision "New"	174.00	STRV-3	205.00
All Cartridges in stock call for low prices		STRV-2	165.00
		Onkyo	
		TX 3000	205.00
		TX 4000	265.00
		TX 6000	335.00
		TX 2000	165.00
TELEPHONE ANSWERING MACHINES		Sherwood	
Panasonic		9200	169.00
KXT-1515 Rem Vox	115.00	9300	210.00
KXT 1520 Rem Vox	153.00	9400	258.00
KXT 1525	185.00	9500	327.00
KXT 1530	Call		
Sanyo		Pioneer	
TRA 9902 Man	78.00	SK4	105.00
TRA 9912	167.00	SK5	132.00
Cordless Phones		SK6	180.00
TH1000 Sanyo	100.00	SK7	280.00
CLT-30M V	700.00	SK8	440.00
Extend-A-Phone		Technics	
1100	109.00	SA 206	350.00
3000	138.00	SA 104	110.00
4000	148.00	SA 202	175.00
5000	Call	SA 424	240.00
		SA 930	135.00
		RECEIVERS	
Technics		San Sui	
UL110	60.00	SRV-7	180.00
SLB20	75.00	SRV-6	230.00
SLB30	80.00	SRV-5	280.00
SLD20	85.00	SRV-4	238.00
SLD30	99.00	SRV-3	290.00
SL7	110.00	SRV-2	340.00
SL7	220.00	SRV-1	455.00
SLQ20	115.00		
SLQ30	120.00	CASSETTE DECKS	
Pioneer		Technics	
CTS	94.00	RS-205	93.00
CTS	109.00	RS-218	110.00
Qual		RS-224	109.00
1258	95.00	RSM 225X	210.00
1268	125.00	RSM 263	199.00
508	105.00	RSM 273	305.00
608	205.00	RSM 228X	150.00
607	145.00	JVC	
267Q	165.00	KDD 10	90.00
		KDD 20	120.00
WAREHOUSE CLEARANCE		KDD 30	135.00
Penwatch	2.40	KDD 40	170.00
Space Shuttle Game Watch	12.00	KDD 50	210.00
		KDD 55	235.00
Radio Watch	12.95	Onkyo	
Zenith 10x50 Binoculars	24.00	TA 2050	210.00
		TA 1500	145.00
		TA 2020	165.00
		CX70	275.00

GALAXY ELECTRONICS
 401 BOX 17 401 THE DELICIOUS VARIETY PRICES VARY DUE TO CONTINUING INFLATION
 100% CUSTOMER SERVICE PLEASE CALL 772-335-1313
 ALL ITEMS SUBJECT TO AVAILABILITY
 MAIL AND PHONE ORDERS C.O.D. MASTER CHARGE VISA OK
 10% OFF IN-STORE FACTORY FRESH MINIMUM SHIPPING \$2.95

label used for a "canned" phrase is 7E (hex), the label for this message will automatically be 7F (hex). Once the codes are stored in the EPROM, CONTROL A 7F (period) will produce the spoken message.

Stand-Alone Mode. The Speak-Easy can be used as a stand-alone talker with all the features of the binary mode, including phoneme, word, combined word and phoneme messages, message repeat, and pitch control. The only difference between the binary parallel mode and the stand-alone mode is that the phoneme/word data is entered with a small keyboard such as shown in Fig. 7.

The eight spst switches, S1-S8, are used to apply phoneme codes to the Speak-Easy's input port. An open switch applies a logic 1 and a closed switch applies a logic 0. Thus, the eight switches are set for

the desired phoneme code, and ENTER switch (S9) is used to strobe the phoneme data into the input port. The ENTER switch must be debounced to prevent multiple entries of the data. Therefore, a switch debounce circuit is jumped between the ENTER switch and the strobe input of the I/O port.

Once the unit is powered, set switches S1-S8 for 1111 0000 (F0 hex) and press ENTER to bring the unit on-line. Next, set the switches for 0000 0000 (00 hex) to select "zero" from the pre-programmed word list, and press the ENTER switch. Last, set the switches for 1111 0101 (F5 hex), press ENTER, and the unit will say "zero." It will respond this way every time ENTER is pressed as long as the switches are set for F5. It is important to recognize that the ENTER switch can be any electric switch, mechanical or electronic, that can close momentarily for about 200 ms.

One example of how this repeat feature can be used is for a speaking

doorbell. The ENTER switch could be paralleled with a doorbell switch to initiate a message when the doorbell button is pressed. (The door switch should not be connected to anything else!) The sequence shown in Table V would produce the message "Hello, who is it" when the ENTER switch or alarm contacts are activated.

Set the switches for each code shown in the Table and ENTER it using the ENTER key. When the last entry (7) is set and the ENTER key is pressed, the message will be spoken. As long as the switches remain set to F5 (hex)—the start command—the message will be spoken every time the door switch (or ENTER) is pressed. Although this example uses only pre-programmed words, phoneme codes could also be used to construct the words. In fact, 3E (PA1) in Table V is actually the phoneme word for a pause.

The pitch can be changed by setting the switches to the desired pitch level, F1-F4 (hex), and pressing the ENTER key. Then set the switches back to F5 (hex) and press the ENTER key. Observe that the message says the same thing but at a different pitch level. Other messages may be entered in a similar manner. The message can also contain individual pitch-control codes, F1-F4 (hex) for effects. For example, the second sequence shown in Table V would produce a different pitch level for each word. However, the pitch of the entire message cannot be changed as before because the message itself contains pitch-control characters. A message can be up to 1023 characters in length including phoneme codes, word labels, and pitch-control characters.


As you can see, speech synthesis has become a practical system at moderate cost, whether or not you own a computer. You can build the programmable electronic talker described here on perforated board using point-to-point wiring or on a double-sided printed circuit board. Patterns for the latter are not included here because of their complexity. However, they can be obtained free of charge on request, with a self-addressed stamped envelope, from the source given in the Parts List. ♦

TABLE V—"HELLO, WHO IS IT"


Basic Switch Sequence									
Entry	S8	S7	S6	S5	S4	S3	S2	S1	Action
1	1	1	1	1	0	0	0	0	Bring unit on line (if off-line)
2	1	0	0	0	1	0	0	0	Binary label for "Hello"
3	0	0	1	1	1	1	1	0	Phoneme code for PA1
4	1	0	1	1	1	0	1	0	Binary label for "who"
5	1	0	0	1	0	0	1	0	Binary label for "is"
6	1	0	0	1	0	0	1	1	Binary label for "it"
7	1	1	1	1	0	0	0	0	Binary command to start speech (switches must be left in this position).

Changing Pitch Levels

S8	S7	S6	S5	S4	S3	S2	S1	Action
1	1	1	1	0	0	0	0	on line command
1	1	1	1	0	0	0	1	select pitch level 1
1	0	0	0	1	0	0	0	"hello"
1	1	1	1	0	0	1	0	select pitch level 2
0	0	1	1	1	1	1	0	PA1 (pause)
1	0	1	1	1	0	1	0	"who"
1	1	1	1	0	0	1	1	select pitch level 3
1	0	0	1	0	0	1	0	"is"
1	1	1	1	0	1	0	0	select pitch level 4
1	0	0	1	0	0	1	1	"it"
1	1	1	1	0	1	0	1	start command



GEMINI— FOR PRINTER VALUE THAT'S OUT OF THIS WORLD



Over thirty years of down-to-earth experience as a precision parts manufacturer has enabled Star to produce the Gemini series of dot matrix printers—a stellar combination of printer quality, flexibility, and reliability. And for a list price of nearly 25% less than the best selling competitor.

The Gemini 10 has a 10" carriage and the Gemini 15 a 15½" carriage. Plus, the Gemini 15 has the added capability of a bottom paper feed. In both models, Gemini quality means a print speed of 100 cps, high-resolution bit image and block graphics, and extra fast forms feed.

Gemini's flexibility is embodied in its diverse specialized printing capabilities such as super/sub script, underlining, back-spacing, double strike mode and emphasized print mode. Another extraordinary standard

feature is a 4k buffer (with an additional 4k on the serial board). That's twice the memory of leading, comparable printers. And Gemini is compatible with most software packages that support the leading printers.

Gemini reliability is more than just a promise. It's as concrete as a 180 day warranty (90 days for ribbon and print head), a mean time between failure rate of 5 million lines, a print head life of more than 1 million characters, and a 100% duty cycle that allows the Gemini to print continuously. Plus, prompt, nationwide service is readily available.

So if you're looking for an incredibly high-quality, low-cost printer that's out of this world, look to the manufacturer with its feet on the ground—Star and the Gemini 10, Gemini 15 dot matrix printers.



MAKING A NAME FOR OURSELVES

1120 Empire Central Place, Suite 216, Dallas, TX 75247
For more information, please call Bob Hazzard, Vice President, at (214) 631-8560.

CIRCLE NO. 43 ON FREE INFORMATION CARD

Deciding Which Computer to Buy

Of the 1.9 million people who bought small computers last year, over 20,000 of them bought the wrong computer for their needs. And no wonder. New products are introduced into the market at a breathtaking pace. The language question. The terminology problem -RAMs, ROMs, bits, bytes, bauds, protocols and processors. What's important? What's standard and what's optional? Even the dealers are confused.

To help you tackle this problem, we pulled together many of our sources -including leading experts in the field, manufacturers, marketing analysts, computer dealers and customers. In addition, we utilized computer user groups, clubs and associations throughout the United States, contacts in Japan and numerous industry and business publications. **COMPUTER GUIDE 1983** is the natural result of learning from the knowledge and mistakes of more than one million people.

The following steps will help you with your computer shopping -whether you're buying your first computer, or updating the one you have. **COMPUTER GUIDE 1983** can help you make the right decision.

1. What is the computer to be used for?

You may want to use it for entertainment, financial planning, learning how to speak a foreign language, office work, drawing and many other tasks a computer does well. The possible uses of a computer are as varied as human activities.

2. Which program will do the best job?

There are thousands of application programs on the market to consider. It is the program that gives you the power to control the actions of the computer. You must choose the right application program.

The first section of **COMPUTER GUIDE 1983** surveys each of the application programs available with computers today. Similar programs are grouped together and compared -one against another. **COMPUTER GUIDE 1983** contains over 2,000 application programs, grouped in over 100 categories -including programs for accounting, management, professional uses, word processing, graphics, research, games, learning and special applications. Programs are described using comparison charts -listing for each application program: the program name, computer(s) and system configuration(s) required, the documentation available and the price.

COMPUTER GUIDE 1983 provides you with a quick and efficient way of deciding which application program and which computer and options for that computer can do the right job for you.

3. The language?

You cannot get a computer to do anything useful unless you know how to talk to it. This is no easy task. But, **COMPUTER GUIDE 1983** can help.

The second section of **COMPUTER GUIDE 1983** guides you in selecting the right language. Different dialects of languages are grouped in their generic category. The BASIC language, for example, is a generic name and has many dialects -including Microsoft Basic, Atari Basic, Basic Plus and Basic-80.

COMPUTER GUIDE and CESS are trademarks of Computer & Electronic Supply Services, P.O. Box 345, MIT Branch P.O., Cambridge, MA 02139.

Each of these languages have their own machine requirements. **COMPUTER GUIDE 1983** provides the name, machine and machine requirements, documentation and price of over 500 dialects, for over 50 languages. **COMPUTER GUIDE 1983** helps you solve the language problem.

4. What about the machine?

Depending on your needs, there will probably be several computers still in the running. Now the decision is based on the guts of the machines (hardware). **COMPUTER GUIDE 1983** compares machine characteristics in an easy to follow format. You don't have to be an electrical engineer to make an intelligent decision.

The solution is to work top down and not to go any further down than is needed. Your uses for the computer determines which machine characteristics are important. **COMPUTER GUIDE 1983** divides the machine into five areas -the keyboard, video display, printer, other peripherals and I/O, processor and memory and direct access storage. These five areas correspond to your basic machine needs. For example, an accountant needs a keyboard with a numeric keypad; word processing requires a printer; games utilize a video display; a mathematician wants a very fast machine; lots of memory is best when using the LISP language; and so on, as the hardware combines with the application program to develop a complete computer system.

COMPUTER GUIDE 1983 contains machine descriptions for over 250 computer systems, produced by over 150 manufacturers. Information is displayed in spreadsheets -allowing you to get the information you need. You don't have to bother with extraneous details and cumbersome text. **COMPUTER GUIDE 1983** can accommodate millions of people in making the right decision, as varied as those decisions will be.

5. Where to buy the chosen computer system.

COMPUTER GUIDE 1983 lists hundreds of vendors, by geographical location, and by the products they sell. It also provides additional consumer information. The first ship date, the ship rate, the number installed to date, prices and what that includes, purchasing terms and warranties. **COMPUTER GUIDE 1983** contains the names, addresses and phone numbers of hundreds of manufacturers, dealers and stores throughout the United States.

No one wins when you buy the wrong computer or computer product. Make the right decision. Use **COMPUTER GUIDE 1983**.

Send me **COMPUTER GUIDE 1983**

The complete computer buyer's guide.

I'm enclosing my check for \$32.75 plus \$1.50 for shipping.
(Mass. residents add 5% sales tax.)

Mail to: **CESS**
P.O. Box 345, MIT Branch P.O.
Cambridge, MA 02139
(617) 491-8925

Name _____

Address _____

City, State and Zip _____

Please allow six to eight weeks for delivery.

fasteners (drill out rivets, pry out pins, or unscrew, as necessary) and the plastic case should come off. You'll see a pot with a switch on it, a thyristor using the front panel as a heatsink, and a few other small components. One of the two black wires emanating from the dimmer is connected to a terminal on the switch. This one is labeled A in the schematic; the other is labeled B.

The pot is usually wired, rheostat fashion, with the center lug shorted to one of the end lugs, or with one of the end lugs left disconnected. Don't use the shorted or open-ended lug, and do not disturb the lug to which wire B is attached. A length of insulated hookup wire should be soldered to the remaining lug, being careful not to damage or disconnect any dimmer components already soldered to it. The new wire goes to S1 as wire C in the schematic. Wire D is connected to the dimmer-switch terminal not occupied by wire A.

The line cord and outlet for the controlled lamp come from a 9' extension cord cut 3' from the receptacle end. The 6' piece is used as the line cord and the 3' section is wired for the load as shown in the schematic. Fuse F2 is optional (it protects the dimmer) and should be rated at the maximum dimmer current as listed on the dimmer. A typical 600-W dimmer requires a 5-A fuse.

The prototype unit was built into a 7.5" x 4.3" x 2.2" plastic case. A plastic case is used rather than a metal one to minimize the chance of shock. It should be big enough to provide adequate clearances. Drill a 3/8" access hole in the box for R23 adjustment, and mount the assembled board so that the R23 control is accessible through this hole. You can fasten the dimmer switch to the top of the case, using the two holes provided for securing the dimmer to a wall switch box. All of the components of the prototype unit, except S1, were glued to the top of the box with epoxy cement. This allows easy access to the circuitry while avoiding unsightly holes in the cover.

The line and load cords exit the box through notches filed in one end at the top. Doublecheck all wiring and close up the box before applying power. Remember that 117-V ac is present on the circuit board pc terminals as well as in the wiring inside the box.

Calibration and Use. Plug a 40-to-100-W lamp into the load receptacle. Now plug the Flicker Box line cord into an outlet and turn on the dimmer. With S1 set to dim only, check the dimmer control for proper dimming operation. (Make sure the load lamp is turned on!) If

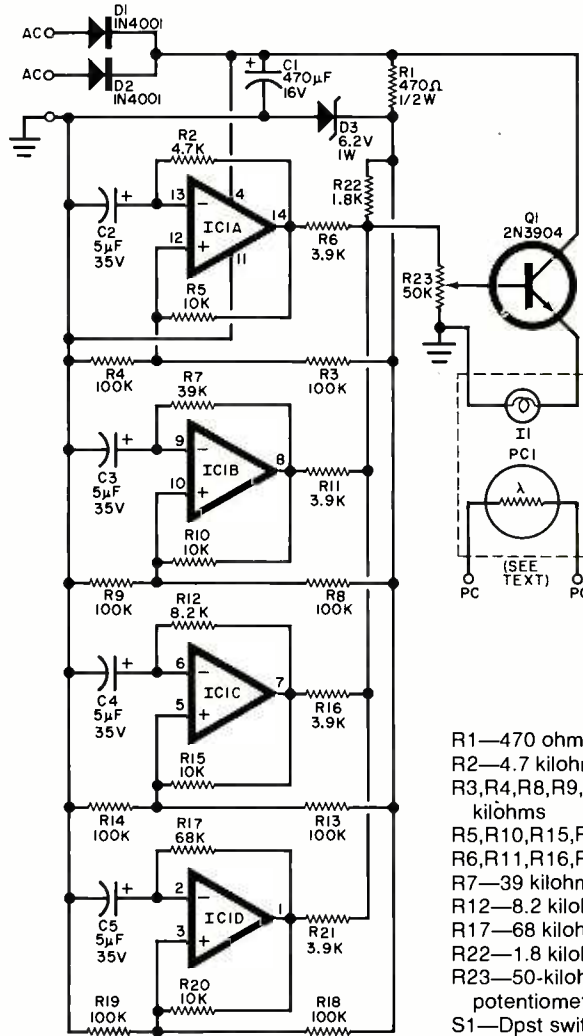


Fig. 2. Four square waves of different frequencies are generated in the four op amps and combined to produce the pseudo-random flicker voltage.

PARTS LIST

- C1—470-µF, 16-V electrolytic (axial leads)
 - C2, C3, C4, C5—5-µF, 35-V radial-lead electrolytic
 - D1, D2—1N4001 rectifier
 - D3—6.2-V, 1-W zener diode
 - F1—0.5-A regular-blow fuse
 - F2—See text
 - I1—12-V, 25-mA incandescent lamp (Radio Shack 272-1141 or equivalent. See Note 1)
 - IC1—LM324 quad operational amplifier
 - PC1—Photocell (Radio Shack 276-116 or equivalent. See Note 1)
 - Q1—2N3904 npn transistor
- The following are 1/4-W, 5% carbon resistors unless otherwise noted:

- R1—470 ohms, 1/2 W
- R2—4.7 kilohms
- R3, R4, R8, R9, R13, R14, R18, R19—100 kilohms
- R5, R10, R15, R20—10 kilohms
- R6, R11, R16, R21—3.9 kilohms
- R7—39 kilohms
- R12—8.2 kilohms
- R17—68 kilohms
- R22—1.8 kilohms
- R23—50-kilohm, linear-taper, trimmer potentiometer
- S1—Dpst switch rated for dimmer current rating or higher
- T1—Stepdown transformer, 115 V ac to 12.6 V ac center-tapped, 300 mA min.
- Misc.—Dimmer (see text), case, line cord, load receptacle (see text), pc board, mounting hardware, fuse holders, hookup wire, IC socket (optional), pc board standoffs, solder, etc.

Note 1: Suitable optocouplers to replace I1 and PC1 are Sigma 301T1-12B1 and VacTec VTL3A26.

Note 2: The following are available from JRJ Engineering, 2271 Mecklenburg Rd., Ithaca, NY 14850: etched and drilled printed circuit board at \$6.50; optocoupler at \$4.50; both pc board and optocoupler at \$10.00. All prices postpaid in USA. New York state residents add local sales tax.

...FLICKER BOX

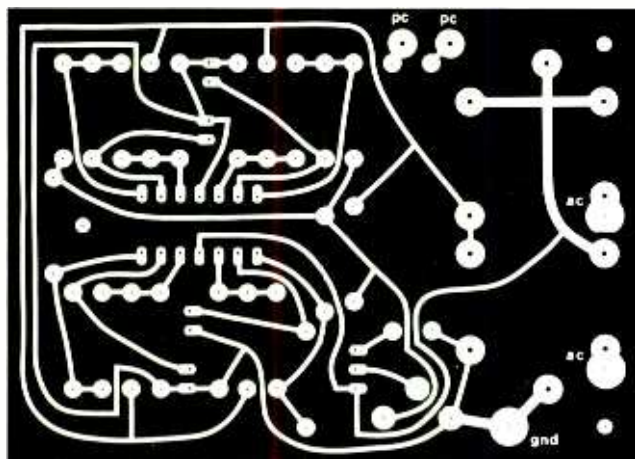
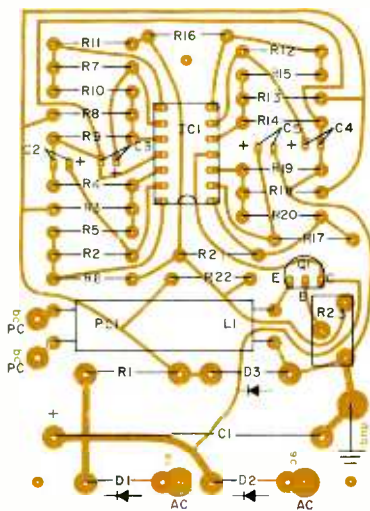


Fig. 3. Use this foil pattern for the printed circuit board.

Fig. 4. Layout of components on the printed circuit board.



operation is satisfactory, turn the dimmer knob all the way counter-clockwise so that the lamp is dark but the switch remains on. Now switch *SI* to FLICKER. If the lamp does not flicker, adjust *R23*, using a screwdriver through the hole in the case. Turn *R23* until the lamp intensity varies from full brightness to darkness. Then increase the flicker level a little until the minimum lamp brightness reaches a very low intensity, but the lamp never entirely goes out. The Flicker Box is now adjusted for best operation.

To operate the Flicker Box, first plug in your lamp (do not exceed the dimmer rating). Then, with the dimmer on and *SI* in FLICKER, adjust the dimmer pot for the desired appearance. The higher background level produced when the dimmer knob is turned up (clockwise) will give you less flicker. In general, larger lamps should use more flicker and smaller lamps less. For a grotesque spooky effect, the dimmer level can be set very low.

Here are a few suggestions for using the Flicker Box. For low-wattage candelabra lamps, use minimum flicker. Start with the dimmer fully on and back off until the flicker is just noticeable. For electric fireplace logs, more flicker is needed. To further increase realism, use

two or three Flicker Boxes connected to separate colored lamps hidden in the synthetic logs. This produces a "dancing flame" effect. To add flicker to Christmas-tree lights use a Flicker Box for each string of lights and intermingle lights from different sets to create a random display.

For a jack-o'lantern or other Halloween prop, a high flicker level will give the spookiest results. For an even scarier effect, try adjusting *R23* for darkness between flickers. Play with the dark/light ratio until you're satisfied with the results. In any application you can control the overall light intensity by your choice of lamp wattage.

Finally, to change from a flicker back to a steady glow, just flip *SI* to DIM and dial the desired brightness. Your lamp may look the way it used to but it will never be the same again. ♦

TS1000-ZX81

OWNERS



WIN \$20,000 or more

KRAKIT™ is an adventure and a treasure hunt for the ZX81 and TS1000 computers. The bank account and prize money actually exist. Be the first to crack the puzzle and the prize is yours. Only one prize will be awarded.

SOLVE 12 CLUES LIKE THIS!

Where it all began. Where the torch was first lit. Where muscles and sinews strain. Where our heroes win acclaim. Where the symbols hold the key.

KRAKIT™ consists of 12 clues on a ready-to-run ZX81 or TS1000 cassette tape (16k RAM). The answer to each clue is the name of a country, a city or town, and a number. If you are the first qualified entrant to solve all 12 clues and declared the winner, you receive two tickets to the city of the secret KRAKIT™ vault location. When you arrive at that location, a check for a minimum amount of \$20,000.00 (U.S.) will be presented to you. The amount of the prize money is augmented weekly.

TS1000-ZX81

RULES

1. The first qualified entrant to be confirmed by the judges to have completed all the clues correctly is the winner.
2. There will be one winner only.
3. No persons connected to International Publishing & Software Inc. or their families are eligible to enter KRAKIT™
4. This offer is not valid where prohibited by law.
5. Due to the confidential nature of KRAKIT™ we regret we are unable to enter into any individual correspondence. All the required information, including how to claim the prize, is on the computer tape.
6. The winner will be required to sign an affidavit of compliance with these rules.



INTERNATIONAL PUBLISHING & SOFTWARE INC.
P.O. BOX 1654, BUFFALO, N.Y. 14216



Mail to:
INTERNATIONAL PUBLISHING & SOFTWARE INC.
P.O. BOX 1654, BUFFALO, N.Y. 14216

Please send _____ copies of KRAKIT™ at \$19.95 plus \$1.50 shipping.

Total _____ enclosed is check money order

Charge to Visa Mastercard

Number _____

Expiry _____ Signature _____
Please Print

Name _____

Address _____

City _____ State _____ Zip _____

Allow 2 weeks for personal checks.

Dealer inquiries welcome

SOFTWARE FOR GRAPHIC PLOTTING

A look at the many programs available for driving computer printers to produce a variety of statistical presentations

By Stan Veit, Technical Editor

THE graphic presentation of statistics is among the most effective ways to show such information, especially if the statistics represent complicated business or scientific material. Since so much of statistical analysis nowadays results from computer programs, it's natural to use a computer to generate them in the form of graphs and charts. Equipment requirements to accomplish this are simple enough: a computer, an output device, and a plotting software package such as those to be described here.

Some type of program is obviously necessary to drive an output device to desired X-Y plotting points and to cause it to print points at those locations. This may be done with a BASIC, Pascal, or other high-level language, or even with an assembly language program. Most personal computers with memory-mapped video displays—Apple, Atari, Commodore, T.I. 99/4, TRS-80, and IBM-PC—have provisions in their operating systems to control placement of graphic symbols on the screen. Other computers, such as the North Star Advantage, use an extended form of CP/M that incorporates special graphic provisions.

Once the graphic image is completed on the screen, it can be sent to a printer through use of a screen graphics printing program. In the past, such plotting has been done with ordinary character printers.

Here, the printer placed plot points on the paper, but the user had to fill in the connecting lines. With the development of point-graphic printers, it's possible to print complete graphs, bar charts, and pie charts.

Pen plotters are commonly used as graphics output devices. This type of machine has a pen or other marker that is moved to an X-Y point under control of the computer. The marking device is moved by a solenoid so that it either marks a point or draws a line. When the complete table of X-Y points is plotted, the graph, bar chart, or pie chart is complete. The plotter can also print labels for the X or Y axis and for the titles. The more sophisticated plotters have an ability to change colored pens during the plotting operation, resulting in a multi-colored image.

Plotting Software. To accomplish these complicated operations demands complex programming that is likely beyond the ability of the user who needs the charts. The software publishing industry has responded to this by providing "user friendly" software to allow one to plot graphics from electronic spreadsheets, financial modeling programs, or other statistical programs. These plotting programs supply the X-Y coordinates and the labels from a file obtained from an electronic spreadsheet or data base. They also can plot information sup-

plied directly from the keyboard. In this case, the user answers groups of questions resulting in the formation of a table of plot points and identification labels.

For someone who is considering the purchase of a computer and has an especially strong requirement for business or scientific plotting, it is suggested that the machine and software be selected from among the memory-mapped types on the market. Computers using memory-mapped video are ideally suited for composing and displaying statistical graphics because their screen image represents a part of the computer's memory. Thus, what you see is what you get. Changing the contents of any location on the screen is therefore tantamount to changing the contents of the memory cell it represents. Combining this attribute with the color capability offered by many memory-mapped video computers makes for a very effective graphics tool.

The plotting-software packages to be discussed here are, with one exception, designed to run on computers with memory-mapped video, which includes the Apple II and III, the IBM-PC, the Atari 800, and TRS-80, among others. We'll lead off with the exception, which is designed to perform on terminal-operated CP/M systems.

Graftalk. This is an interactive "language" by Redding Group, Inc.

(distributed by Lifeboat Associates, 1651 Third Ave., New York, NY 10028) for statistical plotting that operates under CP/M. It therefore extends the capability of graphic plotting to a wide population of computers. To use Graftalk the microcomputer must be using either CP/M level 2, MP/M, or a compatible operating system such as SB80. The system must include a video terminal and a graphics printer or plotter. The plotting data is kept in data files that can be entered from the keyboard or derived from other programs such as Supercalc. Graftalk includes a powerful editor which the user can enter to compose plotting command files that can be saved on a disk and then run to plot graphs or charts. This is particularly important when the same set of graphs or charts is used with reports prepared each month or quarter.

With Graftalk, the user enters the editor and composes a file of tabular data from the keyboard or specifies a data file of tabular data previously set up. The user then specifies the output device which will produce the graph or chart. The CRT screen, the printer, or the plotter are the permitted output devices for this program.

Once the output device has been specified, the user can create a command file that describes parameters for the graph or chart. Normal X-Y axis line graphs can be plotted with one or more sets of data presented on the same graph. If the output device is equipped to operate in color, a full set of color selection commands are available for drawing the plot on a color screen, or selecting color pens for multi-color hard copy. The user can also select to plot a bar chart or a pie chart from similar input data. Graftalk permits the user to compose headings, axis labels, and floating labels anywhere in the drawing area. Where no color is available to differentiate between pie sections or bars, the user can select shadings or cross-hatch lines. Other commands permit the user to change the scale of the plot so it can fit into various documents.

The Redding Group has provided

every capability that a statistical plotter requires to produce graphs and charts from CP/M-based data. The same company provides a non-interactive graph package, called Graflib, which consists of subroutines that are called from your own programs. With Graflib, functions of the routines are carried out only when you run your own programs into which they are incorporated.

Though Graftalk provides people who have terminal-operated systems with the same graphic capability that memory-mapped systems have long enjoyed, computers using memory-mapped video are still superior for any type of video graphics.

The following plotting software packages are for memory-mapped video computers. Though not inclusive, they represent the major ones for machines that readers are likely to use.

Superplot (Visigraph). This package has been in development for almost two years by the author, Ed Bryman. Written for the Apple III and IBM-PC computers, it has been considered to be the ultimate plotting package by those who have had the chance to test it. The reason that there are two names for this software is that Visicorp has acquired the rights to the package. It will sell it in an IBM-PC version as well as the Apple III version. We'll refer to it as Visigraph from here on.

Visigraph can take its input from either Visicalc or from the keyboard. The program shows a preview of the graph as the data is entered. The graph is then scaled according to the format selected by the operator. If the scale of the graph is not what is wanted, it can be changed under program command and the graph will be rescaled automatically to one of six selected formats. The user can then add labels to the axis or to any "floating" point in the graph area. In addition, different colors can be selected to represent various plots or labels. The entire file with all characteristics can then be saved for later printing or reproduction by a pen-plotter. Another feature of Visigraph is its ability to change from the common graph to a bar chart or pie

chart using the same set of data. This is done at the command of the user in a completely interactive mode. The scale of the plot can also be changed at the same time that the graph is changed to another representational form.

There is another feature that exists in the development version of Superplot that may be deleted in the initial release of Visigraph. This is the formula mode of operation. In this mode, the user selects one of the plottable formulas and inserts the constants. The program can then plot the formula with the graph changing as the values are changed.

In all modes Visigraph is one of the new generation of "user friendly" software that will bring the advantages of programming to those who simply master operation of the machine.

Plotting with the IBM-PC. The advanced BASIC language used in the IBM-PC (BASICA) has many features that make defining plotting software much simpler than with other versions of BASIC. The CIRCLE command can be used for plotting points and to make pie charts. The color graphics capability enhances the graphs and statistical charts made possible with this computer. Several plotting programs for the IBM-PC are in the public domain and others have been published in various publications.

The IBM-PC Business and Technical Graphics Generator from Brady Software (Bowie, MD 20715) at \$200 is a typical interactive software system for producing statistical graphics on the IBM-PC. It allows the user to create line graphs, bar charts, and pie charts as color or monochrome displays. Moreover, it utilizes the computer's programmable function keys to provide single-stroke commands for running the programs.

The Plotrax from Omicron Software Div. of Engineering-Science (57 Executive Park, South N.E., Atlanta, GA 30329) is a \$97 machine-language program that provides screen plotting of line graphs and bar charts, and includes statistical analysis of mean, standard deviation, linear, and polynomial regression. It also includes matrix

functions and solution of simultaneous equations in N unknowns. In addition to all this, it has a program to dump the screen to the Epson printer supplied with an IBM-PC system. For those who have other plotting software, Omnicron has its Transplot program for only \$27. This program dumps the graphic image on the screen to an Epson printer equipped with Grafrax. The Omnicron software even includes user-modifiable source code. These packages are a boon for the IBM-PC.

The foregoing are only a small portion of the programs that are either on the market or are soon to appear for the IBM-PC. In addition, graphic programs are included in several complete systems. For example, the Context MBA system includes a complete Business Graphic module that creates line, scatter, bar, or pie graphs from the spreadsheet data. Because of the unusual design of the Context MBA system, the graphs change automatically as the spreadsheet is updated.

Plotting for TRS-80 Computers.

All of the TRS-80 computers have memory-mapped video and they are well equipped for plotting graphics. Radio Shack has provided Statistical Analysis and plotting software for the Models II, III, and 16 computers. In addition, it has both printers and pen plotters for use with its computers. Of particular interest are its new \$250 four-color printer, a \$240 smaller model that attaches to the TRS-80 Hand-Held Computer PC-2, and a \$995 plotter/printer.

The new Graphics Option for \$499 turns the Model II or 16 into a high-resolution graphics computer, which includes a special graphics BASIC with the option package. This version of BASIC incorporates commands to draw circles, arcs, or ellipses with one command. It can also draw the lines between plotting points with the `LINE` command, paint an area with a specified pattern or shading, and change the viewpoint of the image on the screen by using the `VIEW` and `VIEWPORT`

commands. The graphics option provides a resolution of 640 by 240, giving 153,600 picture elements.

At the other end of the spectrum is the Radio Shack TRS-80 PC-2 handheld with the printer-plotter/cassette interface. This combination comes with a powerful Extended BASIC that includes plotting commands that provide a simple method of producing complex graphs and charts in four colors (256 by 4096 X,Y,Z-axis graphics). Though memory limitations preclude the development of interactive plotting programs for the hand-held computers, provisions in the Extended BASIC make them unnecessary.

In the middle, for Model IIIs, is a new Business Graphics Analysis package for pie, bar line, or scatter charts, with data manipulation and text editing, all for \$175.

In addition to the software provided by Radio Shack there is a huge library of TRS-80 software available from third-party vendors. Space precludes a complete listing here, but the TRS-80 Applications Software Sourcebook sold by Radio Shack stores and Computer Centers lists most of it. It should be noted that, in addition to the software available under the TRSDOS operating system, CP/M software is also available for TRS-80 computers using that DOS.

Plotting Software for Apple II.

The Apple II was the most popular early computer with color graphic capabilities. As a result, the quantity of plotting software for this machine exceeds all other systems. The powerful graphic functions in Apple DOS make graphic and plotting very easy to do with the Apple II, and the application software is very simple. Here are major plotting software packages for this machine.

As can be seen from its name, VisiTrend/Plot is one of the family of programs that work in conjunction with the popular VisiCalc electronic spreadsheet. The plotting program requires an Apple II with 48K and at least one disk drive (two are recommended). As with VisiCalc, the more RAM memory available, the more effective the system becomes. It supports the Apple

Silentype Printer and also the Epson MX-80/100 with Graftax printers, the Trendcomm 200, Centronics 739, NEC Spinwriter 5510, and the IDS 440,445,460/460G, 550/550G with Dotplot option. It will also support the new IDS Prism in the future. The plotting section of this program uses data derived from VisiCalc or directly for the keyboard. It automatically plots line graphs, area graphs, bar charts, pie charts, high/low charts, and X-Y plots. The system automatically scales its graphs from the data without complex instructions. Graphs can be overlaid for more than one data series. In fact up to 16 data series with a total of 645 data points can be held in memory. A single chart can contain 150 data points. Bar graphs can be split for side-by-side comparisons and a window command permits two graphs to be displayed at the same time.

The statistical section of the package performs linear multiple regression with up to five independent variables. It projects the data into the future and forecasts trends, using cumulative totals, lead, lag, and percent change. It also does curve smoothing and moving averages.

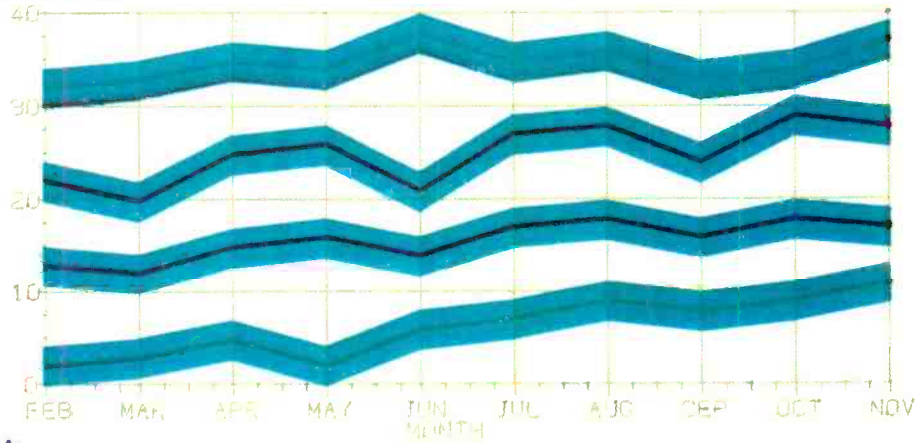
The VisiPlot plotting software package is also available without the VisiTrend capability. Both packages can also work with any data files prepared in the Data Interchange Format (DIF).

The Superplotter by Dickens Data Systems (478 Eagle Drive, Tucker, GA 30084) is a \$70 package for the Apple II requiring at least 48K RAM and one disk drive. The Superplotter package is designed to serve the needs of the business and scientific community for an inexpensive all-inclusive plotting package. It generates all of the standard type of graphs: line, pie, bar, and point. It also plots mathematical functions and fits polynomial curves and graphic shapes input from the Apple keyboard. It includes a complete data file editor and comes with a tutorial for instruction in how to use the program. Menu driven, it's simple to learn and use.

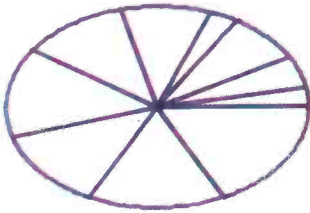
Other packages for the Apple II computer are available to the user.

...GRAPHIC PLOTTING

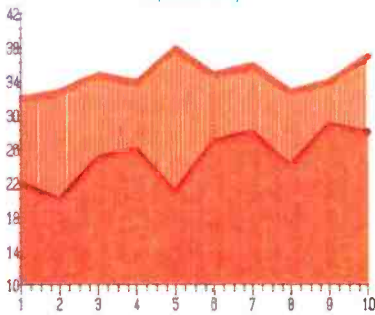
Comparison Study



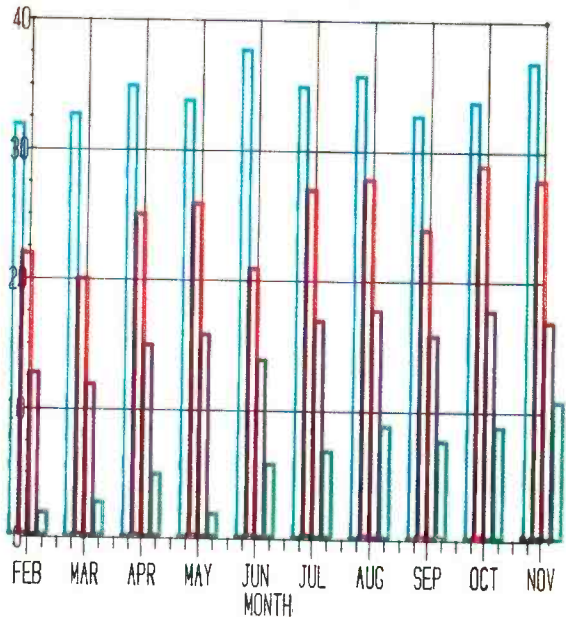
Comparison Study



Comparison Study



Comparison Study



Four ways of presenting the same data using Superplot (Visigraph) on an Apple II or IBM-PC. Type of chart and colors can be selected after entering data.



The Hewlett-Packard pen plotter can be connected to a variety of computers to produce business and technical graphics on film or paper.

They all do more or less the same thing, with each having some unusual feature as a reason for existing. Apple Plot from Special Delivery Software, Apple Computer Co., is sold by Apple dealers for \$70. Ultra Plot from AvantGarde Creations (PO Box 30160, Eugene, OR 97403) sells for \$70. Graf-fit is \$28 from Micro-Ware Dist. (PO Box 113, Pompton Plains, NJ) and Scientific Plotter costs \$25 from Interactive Microware, State College, PA 18801. All of the above will do satisfactory statistical plotting.

Apple III Business Graphics.

This package has been written by Business and Professional Software, Inc. (PO Box 11, Kendall Square Branch, Cambridge, MA 02142). It is distributed by Apple Computer as part of its Special Delivery Software program.

Apple III Business Graphics is a general graphics program that can take data entered by the user, store it, and create black-and-white or color statistical graphics from that data. In use, the operator enters simple commands and the coordinates of each plottable point for the horizontal axis and the vertical axis. On a color monitor, Apple III Business Graphics program displays plots in 16 colors. It provides eight distinct plot marks that can be used to differentiate multiple sets of points for plotting different graphs. The programs can draw line graphs with either solid lines or dotted lines. It can fill in the space beneath the lines to provide area plots. The program can also draw vertical or horizontal bar graphs in either single bar, side-by-side bars, or vertical stacked bars. The package can handle as many as four bars for each label and it can also overlay combinations of line, bar, and area plots to create complex graphic images. Detailed information can be displayed and points of importance can be highlighted. Apple III Business Graphics can also draw multicolored pie charts.

In any of the plot modes the user can specify the horizontal and vertical ranges to be used on any of the

graphs or the software will automatically calculate the ranges from the data entered.

The data used by Apple III Business Graphics can be continuous or discrete as long as it is entered in the correct format, which is the value for the horizontal (X-axis) and then the value for the vertical (Y-axis), with a space between. These values can be either numbers or labels (alphanumeric). Data can also be supplied from VisiCalc or any other program that uses the Data Interchange Format (DIF). Once the data is entered it can be stored on the disk and modified or manipulated in many ways. For example, a set of data points can be divided by a constant or a new set of points can be generated in which each point is the sum of the preceding set of points (or the difference between them).

Apple Business Graphics can also perform statistical analysis on the data entered, such as calculating the mean, minimum, maximum, or standard deviation, variance, and sum. It can also fit any set of data points to any of five curve functions (a constant, a straight line, a logarithm, a parabola, or a sine function) and report automatically the error that the fitted curve represents. This is of great value in business forecasting because it enables the user to extend the plots past the most current data entered and to fit additional points representing the future plots. Apple III Business Graphics can also project trends into the future on the basis of exponential smoothing, or moving averages.

The software package can use either the Apple Silentype Printer as an output device, a Hewlett Packard 7225A/B plotter, or a Houston Instruments Hiplot plotter. It can also use a Qume Sprint 5/45, 5/55 daisy-wheel printer.

The North Star Advantage Graphics CP/M.

The North Star Advantage computer has a memory-mapped video screen and it is specially designed to produce graphic images. To this end, the Advantage is supplied with an extended version of the CP/M operating system called Graphics CP/M. This

version contains a Graphics Subsystem that includes two sets of functions, geometric routines, and graphic support routines. The four geometric routines are called Polygon, Rectangle, Ellipse, and Special Line. They enable the user to draw points, lines, or special shapes. Additional commands provide for graphic support routines such as scrolling and screen clear. There are also provisions to produce patterns and shades of grey. North Star Advantage CP/M is not a specific plotting program, but it enables the programmer to incorporate plotting routines into a program. The Graftalk package can run on the North Star Advantage, but it works just as it would on any other CP/M-based system and does not interface with the special features of Graphic CP/M. The North Star Computer Co. is reported to be working on special graphics software that will use the special features in an interactive way.

Plotting with Hewlett-Packard Computers.

The HP-80 series of computers is equipped to make use of the extensive line of pen-plotters manufactured by Hewlett-Packard. The HP BASIC used with these computers has built-in commands to make the generation of statistical plots very simple and to output them through the HP-IB (IEEE-488) bus to the plotter or printer. Plots can be derived from VisiCalc or generated from HP BASIC programs. In addition, HP-86 and HP-87 computers equipped to run CP/M can use Graftalk and other CP/M based plotting packages. The new HP-75 handheld computer also has graphing capabilities and can output to its own mini printer or be connected to a larger HP computer and from there to a plotter.

Plotting with Other Handhelds and Sinclair/Timex Computers.

The Sharp-1500 handheld computer is identical to the Radio Shack Model PC-2 previously described, and it also has the Extended BASIC with plotting functions. The manual supplied with this computer contains extensive instructions in plotting with this machine. In addition, an Applications Manual is supplied

(Continued on page 92)

WE'VE TRIPILED THE MEMORY WITHOUT TOUCHING THE PRICE.

THE ATARI 800™ HOME COMPUTER NOW HAS 48K RAM.

Its expanded memory means the ATARI 800 Home Computer can offer you an even greater range of capabilities than before. Its unexpanded price means it's one of the best overall values available.


Let's take a closer look.

The ATARI 800 offers you nine graphics modes for greater graphic dynamics and versatility. The Apple II+ and Commodore 64 computers have only two.

When it comes to color, the others might as well be in black and white. ATARI offers you 256 colors, with a maximum of 128 possible on the screen at one time. The Apple II+? 16 total. Commodore 64? 16 total.

The ATARI 800 Home Computer's sound capability also comes through loud and clear against the competition. The Apple II+ has no music at all. And because the ATARI 800 requires fewer commands to create sound, it's easier to use than the Commodore 64.

That's a lot, but that's not all.



MORE SOFTWARE, MORE APPLICATIONS.

Over 1000 quality software titles are available for the ATARI 800 Home Computer. Popular titles include exclusive games like PAC-MAN* and Centipede,™ personal development programs like Music Composer,™ home management entries like the new Bookkeeper program, and AtariWriter, a word processing system.

ATARI also has seven programming languages available for the ATARI 800. Only BASIC is currently available for the Commodore 64.

ALMOST HALF THE PRICE OF THE APPLE II+**

In almost every respect — power, performance and peripherals — the ATARI 800 Home Computer is

comparable to the Apple II+. Cost, however, is a different story. The suggested retail price of the ATARI 800 is almost half that of the Apple II+.

The ATARI 800 Home Computer. Its memory isn't the only thing that's even better than before.

So is its value. For more information, write to: ATARI, Inc., Dept. DI5X, P.O. Box 16525, Denver, Colorado 80216.



© A Warner Communications Company

THE ATARI 800 HOME COMPUTER.

We put more in it for you.

AUDIO VOLUME BOOSTER OVERCOMES OUTSIDE NOISE

Increases audio level when external noise is too high

By William Stamile

IF YOU live near a busy airport, highway, or railroad, you are very familiar with the problem of interrupted radio, TV, and audio system listening because external noise frequently overcomes the level of the program you want to hear.

The automatic audio augments described in this article constantly monitors external noise, and if that noise rises above a preset level, the augments raises the volume of the audio system to which it is connected. When the interfering noise subsides below a preset threshold, the augments returns the audio volume to normal.

Circuit Operation. As shown in Fig. 1, the external noise is picked

up by a speaker mounted at a window or other location external to the listening area. The speaker is transformer-coupled to SENSITIVITY control *R1* for application to audio amplifier *IC1*. The amplified noise signal is coupled via *C2* and step-up transformer *T2* to a voltage doubler consisting of *C3*, *C4*, *D1*, and *D2* that converts the audio signal into a dc voltage. This voltage is stored in *C5*, which is constantly being discharged by *R2*, *R4*, and *R3*. DELAY control *R3* allows the discharge time to be adjusted. (The stored dc voltage can be measured at test point *TPI*.)

The dc voltage across *C5* is applied to the threshold and trigger (pins 6 and 2 respectively) of timer

IC2. As a monostable, *IC2* is triggered by bringing the trigger input below a lower threshold (about 2 V). This makes pin 3 go high. When the trigger level rises above the upper TTL threshold, pin 3 goes low and remains low until the trigger level again drops below the 2-V threshold.

When pin 3 on *IC2* is high, transistor *Q1* conducts and closes the contacts of relay *K1*. This action applies a dc voltage, via *R7*, to the center connector of phone jack *J1*, whose outer shell is ground. When pin 3 goes low, *Q1* cuts off, *K1* is released, and the voltage is removed from *J1*.

A second part of the device—consisting of *LED2*, photo-sensitive

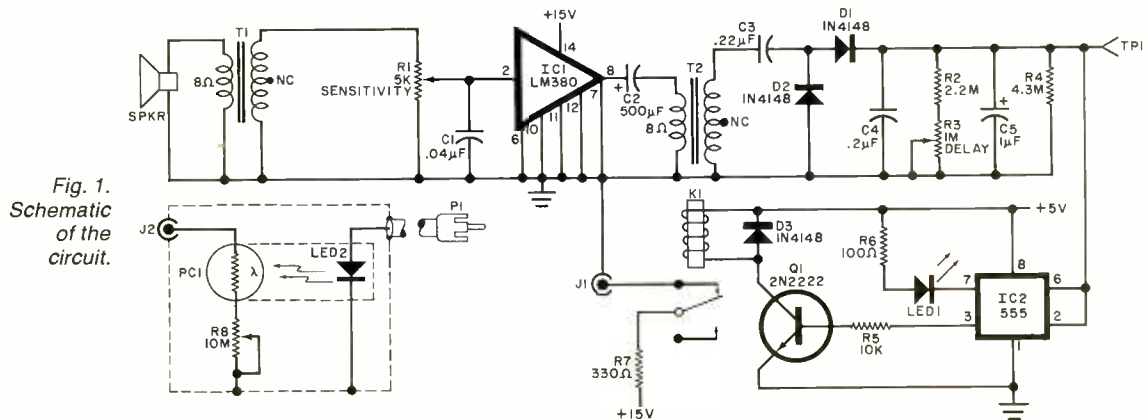


Fig. 1. Schematic of the circuit.

PARTS LIST

C1—0.04- μ F capacitor	K1—5-V relay (Radio Shack 275-216 or similar)	R5—10,000-ohm resistor
C2,C6—500- μ F electrolytic	LED1,LED2—Red light-emitting diode	R6—100-ohm resistor
C3—0.22- μ F capacitor	P1,P2—Phono plug	R7—330-ohm resistor
C4—0.2- μ F capacitor	PC1—Photoresistor, 5 megohms dark/100 ohms light (Radio Shack 276-116 or similar)	R8—10-megohm potentiometer
C5—1- μ F tantalum capacitor	Q1—2N2222 transistor	RECT1—Bridge rectifier, 50 V, 1 A
C7—220- μ F electrolytic	R1—5000-ohm audio-taper potentiometer	SPKR—8-ohm speaker
D1,D2,D3—1N4148 diode	R2—2.2-megohm resistor	T1,T2—Audio transformer, 1000 ohms CT/8 ohms (Radio Shack 273-1380 or similar)
IC1—LM380 audio amplifier	R3—1-megohm trimmer potentiometer	T3—Transformer, 24 V, 10 VA
IC2—555 timer	R4—4.3-megohm resistor	Misc.—Suitable enclosure (2), phono shielded cable, electrician's tape, mounting hardware, etc.
IC3—7815 15-V regulator		
IC4—7805 5-V regulator		
J1,J2—Phono jack		

resistor *PC1*, and level-set potentiometer *R8*—is cable-connected via *P1* to *J1*. This part of the audio augments circuit is arranged so that when the LED is powered, its emitted light falls on the sensitive surface of *PC1*. When *PC1* is illuminated, its resistance decreases, and when it is in the dark, its resistance increases. This resistor, in series with *R8*, is connected across *J2*.

As shown in Fig. 2, a shielded cable is connected to *J2*, via *P2*, to the system volume control. The illustration shows how connections should be made to two of the most common types of volume-control circuits. Experiment with shielded/center-conductor wiring polarity to minimize hum pickup.

Thus, when no external noise is detected, *LED2* glows and a low-resistance shunt consisting of *PC1* and *R8* is connected across the system volume control. This causes the system volume level to assume a relatively low level that is set by the system control and the adjustment of *R8*.

But when an external noise is detected, *K1* opens to remove power from *LED2*. When this LED extinguishes, *PC1* reverts to its very high resistance state, thus removing the effect of the *PC1-R8* shunt from the system volume control. As a result, the system volume increases.

When the external noise ceases,

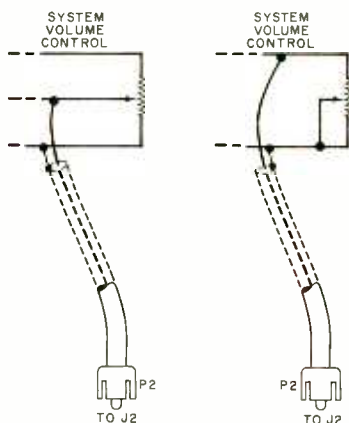


Fig. 2. Connect a shielded cable to the system volume control.

the audio volume remains high until the dc voltage across *C5* is discharged. (This time period is determined by the setting of *R3*.) Once *C5* has discharged, *IC2*'s pin 3 goes high, causing *LED2* to glow and place the *PC1-R8* shunt back across the system volume control, reducing the audio to normal, preset levels. Note that when high volume (augmenting) is required, *LED1* glows.

The power supply required is conventional, and uses a bridge rectifier and 15- and 5-V regulators (Fig. 3).

Construction. Since layout is not critical, either perf-board or wire-wrap can be used, or a small pc board can be designed and fabricated. All components except the speaker, *LED2*, *PC1*, and *R8* can be installed on the selected circuit board.

LED2 and *PC1* are physically mounted so that the glowing face of the LED is adjacent to the sensitive surface of *PC1*. The two are then taped with dark electrician's tape to form an optoisolator in a light-tight package.

This optoisolator, together with *R8* and *J2*, is mounted within a small enclosure that can be cable-connected via *P1* to *J1* on the main electronics package. Everything else is mounted in an enclosure with the power supply. *LED1* should be mounted so that it is visible through the cover, and a dial plate should be used for SENSITIVITY control *R1*. The power cord can exit via a grommetted hole on the rear apron.

To test the system, connect an ohmmeter between the center and ring of *J2*. With the power off, there should be a very high resistance (many megohms) at this point. A few moments after the operating power has been turned on, this resistance should drop to a much lower value—which can be adjusted via

R8. You may hear relay *K1* click as power is applied.

Now create a loud noise or tap the speaker and note that the resistance across *J2* goes up, and remains up for a brief interval after the noise ceases. The delay observed is determined by the setting of *R3*.

Use a schematic of your radio, TV, or audio system to determine where to attach the leads coming from *J2*, in accordance with Fig. 2. If you have a transformer-less "ac/dc" system, keep in mind that the system chassis may be "hot" with respect to the power line and ground. This can be a problem, since it could make the augment chassis potentially dangerous.

Measure for an ac voltage between the volume control and earth ground—it should be zero. If there is an ac voltage present, reverse the line cord plug at the wall socket and re-check for the ac voltage. It should be zero. If it is not, you cannot use the augment safely unless the audio system's power supply is modified to run off a transformer.

If reversing the wall plug results in a zero ac voltage between the system volume control and ground, make sure that this plug orientation cannot be tampered with, in the interests of user safety. This is very important.

Adjustment. The augment's speaker (SPKR) should be mounted at a window, or outside if possible, so that it will pick up external noise easily. Conventional speaker leads can be used to make the connection to *T1*. Locate the optoisolator close to the audio system being controlled, and connect it to the main augment circuits via a cable to *P1*.

With the augment connected and no noise present, turn on the audio system and set its volume to normal listening level. (This volume will now be determined by both the regular volume control and the setting of *R8*.) Now, when the augment detects noise, the system volume should automatically rise. Trial-and-error will determine the best location for the augment's speaker, the settings of the SENSITIVITY control and *R8* for increased volume, and the adjustment of *R3* for providing time delay. ◇

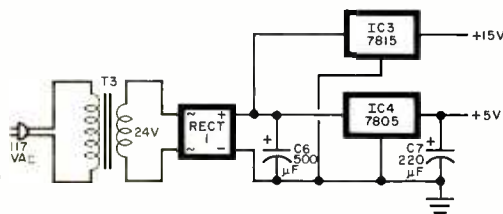


Fig. 3. Schematic of a suitable power supply.



MEMORY STORAGE THE MEGABYTE WAY

*How hard disks operate and what's needed
for backup and interfacing with small computers*

By Stan Miastowski

THE Winchester hard disk drive is the most powerful data storage peripheral available for microcomputers. It may also be the most economical system if you're a serious computer user who handles large amounts of data and needs the kind of high-speed access to them that multiple floppy disk systems cannot provide.

What's a Winchester? At one time, hard disk systems were huge in size. In its evolution, IBM developed smaller rigid disk drives with one fixed and one removable disk pack. Each held about 30 megabytes of data, so the model was dubbed "3030's," which according to legend soon became "Winchester" (as in 30 cal. Winchester rifle). Although IBM abandoned the name, it's commonly used today to identify hard disk drives for small computer systems.

Most Winchester hard disks share the following characteristics: 1) the disk(s), read/write heads, and the mechanism for moving heads across the surface of the disk are enclosed in a sealed environment in which air is continuously filtered and circulated; 2) the disk(s) spin at high speed (normally 3600 rpm) and the read/write heads do not actually touch the surface of the disks; 3) since the heads must rest on the surface of the disk when the drive is turned off, the disk surface is lubricated; 4) there is a very thin magnetic coating on the disk(s); and 5) the

Color photo courtesy Shugart Associates.

media isn't removable (although this attribute is changing.)

Winchesters owe their large storage capacity to a number of factors, including the thin magnetic coating mentioned above. The thinner the coating, the more data that can be stored on it. In addition, the magnetic heads that read the data actually "fly" over the surface of a disk on a cushion of air created by the enormous speed at which the platter rotates. It's the same as the "ground effect" created when the wings of an aircraft come close to ground level. Continuing the aircraft analogy, when the disk stops turning, the head ends up on a special area of the disk known as the "landing zone." The usual flying height for today's typical Winchester is about 1.5 microns—a height considerably smaller than the diameter of a speck of dust or particle of smoke. This flying height is related to the bit density of the disc—the lower the height, the higher the density.

Owing to the microscopic tolerances involved, Winchesters require a climate-controlled environment. Any particle that gets in the way of the head can cause a "head crash"—a condition where the head actually touches the surface of the platter while it is moving. When this happens, the entire disk often becomes useless. To eliminate this problem, the platters and heads of a Winchester drive are enclosed in a sealed environment, with microscopic air filters that continually re-

circulate air (Fig. 1). The drives are also assembled in "clean rooms."

Positioning the head so that it's exactly over a track every time is crucial. There are primarily two ways of doing this: stepper motors and voice-coil positioners. The former is the most common method. The stepper motors are used in one of two ways. In the first the motor is attached to a lead screw. As the stepper motor moves back and forth, the screw turns and moves the read/write head from track to track. The more common method is to attach the read/write heads to metal bands, which move back and forth with the stepper motor as shown in Fig. 2. Bands are subject to less wear than a lead screw.

Unlike a stepper motor, a voice-coil head positioner is a closed-loop system that actually tells the system where the heads are positioned. A voice-coil positioner uses a linear motor which moves smoothly throughout its range, but can stop at any track. Each track contains magnetically coded information that tells the controller where the head is positioned. The controller uses the information to move the head until the right track is found.

Although a voice-coil head positioner is more accurate than a stepper motor, it's considerably more expensive to manufacture and requires a sophisticated (and more expensive) controller. Also, because the magnetic position information is permanently encoded on the disk,

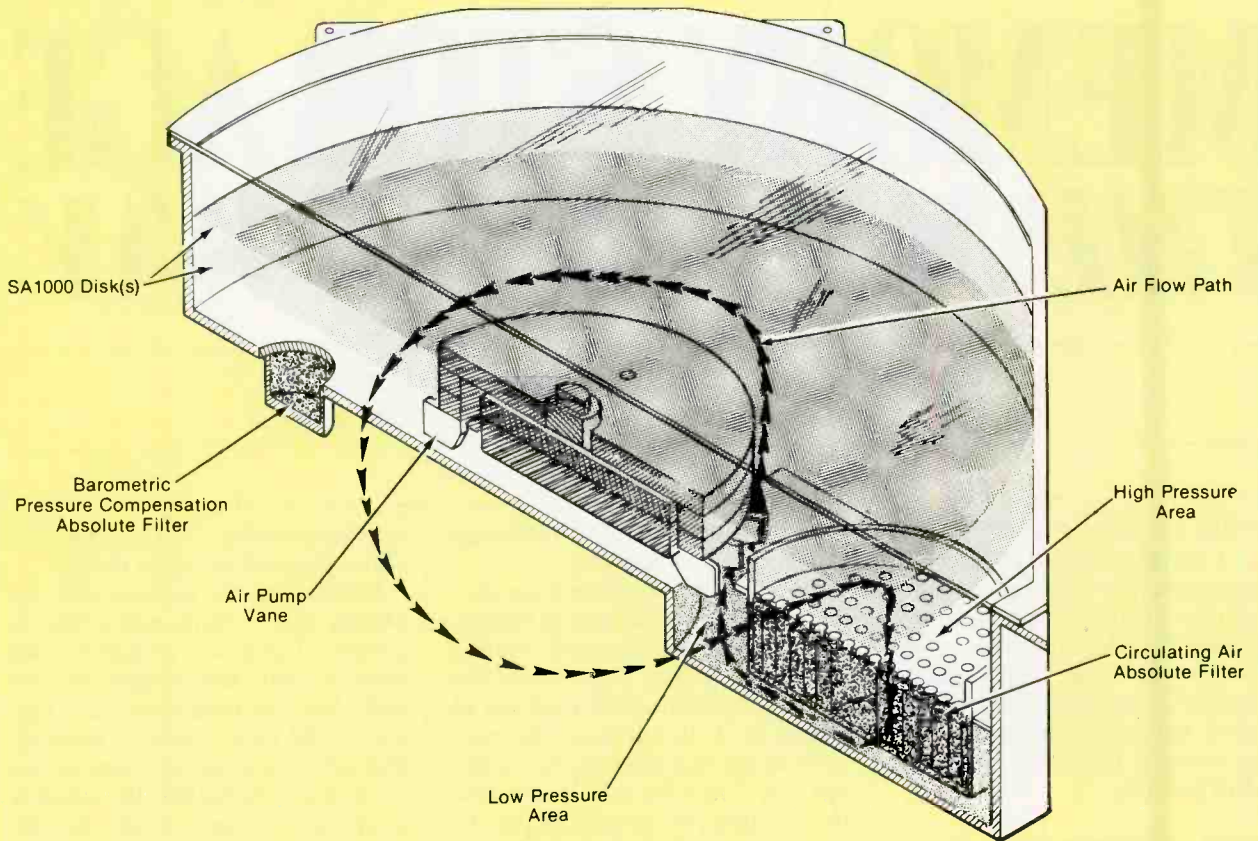


Fig. 1. Air flow diagram of the Shugart SA1000 8" fixed disk system.

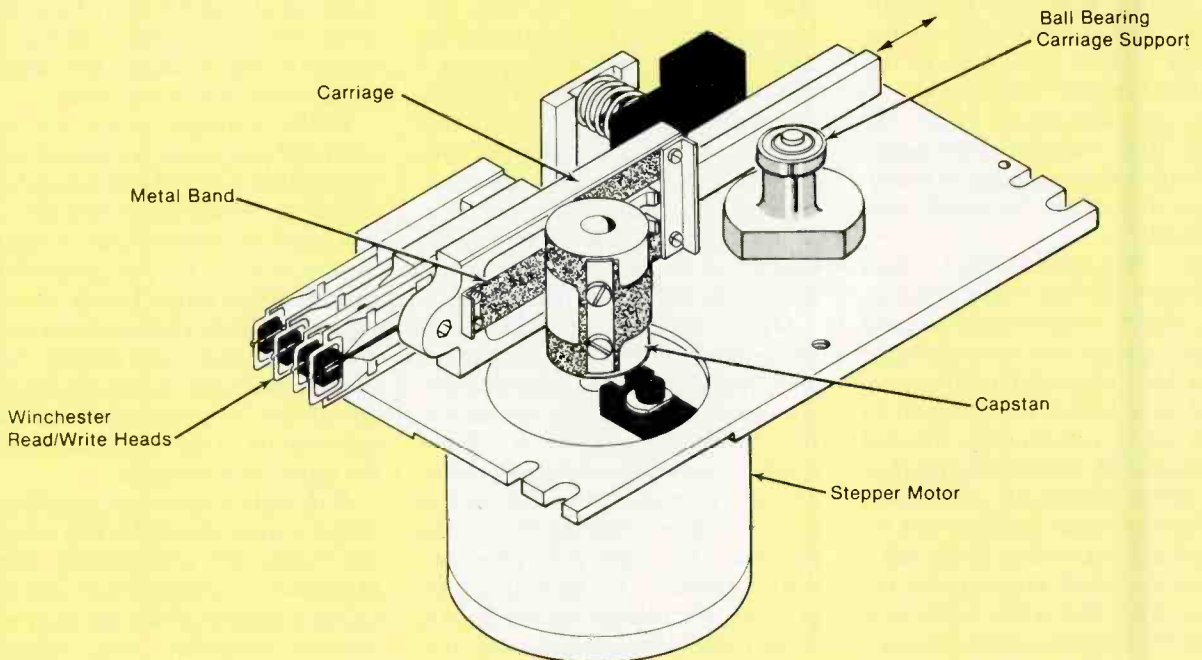



Fig. 2. Actuator assembly of the Shugart SA1000.


...MEMORY STORAGE



The Syquest SQ306 hard disk drive uses removable 3.9" cartridges.



Shugart's 5 1/4" drive has multiple platters and heads in an airtight enclosure.



Xebec disk controller features an industry standard (SASI) host interface.

it takes up storage space. You'll find voice-coil head positioners on some 8" hard disks, but few 5 1/4" disks—at least at present.

Why a Hard Disk? No matter what you use your personal computer for, it doesn't take long for the limitations of even floppy disk storage to become evident. Although floppy drives are relatively fast and storage capacity on a double-sided, double-density, 5 1/4" disk has increased to nearly a megabyte (one million characters), any serious personal computer user soon collects a shelf full of the disks and has to keep swapping back and forth among them. If you're a professional and must use your computer for handling very large amounts of data (such as a list of accounts), you may have to purchase additional drives to have all the information you need "on line" at the same time. Not only is it expensive, but most personal computers can't handle more than four floppy disk drives. On the other hand, a single 5 1/4" Winchester hard disk normally stores 5 megabytes, with 10-megabyte units (using multiple platters) common.

Hard disks have another selling point—speed. Because the read/write head of a floppy disk actually touches the disk surface and because of the friction of the "envelope" all floppies are enclosed in, there's a speed limitation of about 300 rpm. Winchesters, however, spin at 3600 rpm. The speed of the disk dramatically decreases the speed required to find a specific point on the disk—known as seek time. While a floppy disk's seek time is between 1/10 second and 1 second, most small Winchesters can find specific data between 25 and 75 ms. This speed, coupled with the increased bit packing density of the disk, means data is transferred ten to twenty times faster. Most Winchesters designed for personal computer applications can transfer data at 600,000 to 900,000 bytes per second resulting in greatly increased efficiency in disk-intensive operations.

Backing Up a Hard Disk. Nearly everyone who uses a personal computer keeps backup copies of their

important programs and data in storage—usually on floppy disks. But backing up data on a Winchester is more of a problem because of the huge amounts involved.

Obviously, the most logical and least expensive way to back up Winchester data is to use floppy disks. The problem is that backing up all the data on a 5-megabyte Winchester can require changing disks as many as 20 times—a time-consuming and inconvenient process.

Floppy disks can be useful

though, if you only back up part of the data, such as files you worked on that day. In that way, you can do a “rotating backup” where all the information on the Winchester is backed up every couple of weeks. One of the most popular backup devices, especially for Winchester users with large databases is the streaming tape drive. These drives use special tape cartridges and operate at relatively high speeds. They can copy a 10-megabyte disk in less than a minute. They copy data from the Winchester in a continuous stream, with no starting and stopping as each file is copied. Although streaming drives come in both ¼”

and ½” varieties, the ½” variety is often as expensive as low-priced Winchesters. The ¼” variety is still expensive though, costing about \$1200. Individual tape cartridges cost only a couple of dollars, and hold over 20 megabytes of data.

Another backup method is to use a second Winchester drive. However, tying up several thousand dollars just to keep a backup of data isn’t economical for most personal computer users. A developing trend is hard disk drives with removable media. SyQuest Technology (Fremont, CA) is offering a hard disk drive that has 3.9” removable cartridges. Each cartridge holds about seven megabytes and costs about \$85. At \$2995 (plus another \$100 to \$250 for a system adapter for your computer), the SyQuest SQ 306 isn’t the lowest cost hard disk around. But it’s attractive for those who absolutely need a convenient way to keep backup data.

Another manufacturer, DMA Systems Corp. (Santa Monica, CA) is also going the removable media route. The company has just started to ship the Micro Magnum 5, a 5¼” hard disk drive with removable cartridges. Although no final price has been set (the company is presently shipping to OEMs only), the drive is expected to cost \$3000 to \$4000, with each five-megabyte cartridge selling for about \$200. DMA is also offering the Micro-Magnum 5/5 disk drive. It contains two five-megabyte disks, one fixed, the other removable. It’s an excellent approach to backup, although a throwback to the first hard disks for large systems. The 5/5 is expected to retail in the \$3500 to \$4500 range, and will use the same cartridges as the Micro Magnum 5.

There are some other rather novel approaches to backing up data on a Winchester. For instance, Corvus Systems Inc. (San Jose, CA), one of the largest marketers of hard disk systems for personal computers, has a system called the Mirror™. It consists of an interface card that hooks up to any video cassette recorder. It’s a relatively inexpensive way to back up your Winchesters, but there’s some concern about the long-term reliability of data recorded on video tape.

WINCHESTER SOURCES

If you’re ready to buy a hard disk for your personal computer, the best place to start is with the company you purchased your computer from. Most companies including Apple, Commodore, Heath/Zenith, Radio Shack, and others offer some hard disk systems, although usually not for all models.

There are a number of companies that market ready-to-plug-in-and-run hard disk systems for most popular personal computers. Listed below are a few.

Corvus Systems, Inc.

2029 O’Toole Ave.
San Jose, CA 95131
408-946-7700

One of the largest integrators of hard disk systems for personal computers, Corvus offers 6-, 11-, and 20-megabyte systems for almost all popular computer systems. Prices start at about \$3000.

Data Peripherals

965 Stewart Dr.
Sunnyvale, CA 94086
408-745-6500

The Lynx 8”, 10.6 megabytes, with removable media is \$5300 with Apple II interface.

Laredo Systems

2264 Calle deLuna
Santa Clara, CA 95050
800-538-5137 [orders]
408-980-1888 [technical help]
LS525 5¼”, 5 megabyte is \$1995. TRS-80 host adapter is \$250.

Percom Data Company, Inc.

11220 Pagemill Rd.
Dallas, TX 75243
214-340-7081
PHD 5¼” 5 and 10-megabyte systems start at \$2495. Direct interface to the TRS-80 Model III, Apple II, Heath/Zenith 89, and IBM Personal Computer.

SyQuest Technology

44160 Warm Springs Blvd.
Fremont, CA 94538
415-490-7511

The SQ306 with 3.9” removable media, 5 megabytes is \$2995. Host adapters are available for most personal computers. Prices range from \$99 to \$300.

United Peripherals

432 Lakeside Dr.
Sunnyvale, CA 94086
The UP-9800 is 5-¼” 5 megabytes for HP and IEEE-488 interface and UP-9705 is 5¼” 5 megabytes, both \$2995. Host adapter for Apple II \$99; S-100 \$149; IBM \$149; Q-bus \$299; Multibus \$179.

Xebec

432 Lakeside Dr.
Sunnyvale, CA 94086
408-735-1340
Complete 5 megabyte semi-kit for most personal computers is \$1299.

Finally, if you’re interested in designing your own system, the following “big three” companies are the largest manufacturers of hard disk drives and interfaces. Contact them for technical information.

Seagate Technology

360 El Pueblo Rd.
Scotts Valley, CA 95066
408-438-6550

Shugart Associates

475 Oakmead Parkway
Sunnyvale, CA
408-733-0100

Tandon Corp.

20320 Prairie St.
Chatsworth, CA 91311
213-993-6644

Hooking Up a Hard Disk. In the past, hooking up a Winchester hard disk drive to your computer was a long and involved exercise that required intimate hardware and software knowledge and the patience of Job. Thankfully, most of today's Winchesters are specifically designed for a particular microcomputer system—plug in a board, turn on the power, and off you go. Interfacing has become simple because of standard controllers and host adapters.

As many of us tend to forget in the era of "plug-in-and-go" systems, moving data from your computer to the disk surface and back again is a sophisticated process. In today's most commonly used method, data flows from the computer through an interface, to the controller, and then to the disk.

The interface between the controller and the host computer is called a host adapter. It's specific to your computer system and plugs directly into the computer bus (for example, S-100, IBM-PC, TRS-80, etc.). Through the host adapter, the host computer "sees" the hard disk as just another logical device like a floppy disk. All that the host computer need do is send the interface a read or write address and the number of blocks to be read or written.

Host adapters are comparatively simple devices consisting of an 8-bit bi-directional data-bus and appropriate control signals adapted to your computer system's bus configuration. Because these adapters allow manufacturers to use identical controllers for different computer systems, they've become the most popular method of interfacing a computer and Winchester hard disk. A number of companies have entered the hard disk "sweepstakes" in the past couple of years and, consequently, there are several "standard" host/controller interfaces. Two of the most popular are the SASI (Shugart Associates System Interface) and Seagate Technology's ST506/406.

The heart of a hard disk system is the controller. It connects between the host adapter and the drive. To-

day's intelligent controllers, such as the Western Digital WD1000 and the Shugart SA1400, make the disk completely transparent to the host computer and perform formatting, head positioning, data I/O, error checking and correction, and other necessary "housekeeping" tasks. The controller coupled with DMA (direct memory access), which allows data to be swapped from RAM to disk and back without any intervention from the host processor, vastly increases system throughput.


A "Typical" intelligent controller includes a microprocessor, line drivers and receivers, input/output buffers, and control software in ROM. Today's sophisticated intelligent controllers are versatile, too. For example, Shugart's SA1400 is based on an advanced bit-slice microprocessor and can control up to five devices, including any combination of hard disk drives (5¼", 8", or 14"), floppy disk drives (5¼" or 8"), and streaming tape drives.

Such versatility doesn't come cheap. In fact, the cost of the actual drives has become a small part of the cost of the plug-in hard disk controller. Controllers are sophisticated, and the many components needed to build one keep their price from falling as fast as other peripherals. (For example, Shugart's SA1400 contains some 150 ICs.) A typical controller costs the manufacturer \$500 to \$1000. But this may change very soon. Earlier this year, National Semiconduc-

tor announced a 4-chip hard disk controller. This breakthrough should result in less expensive controllers and, thus, Winchester systems in the future.

What Should You Buy? The largest manufacturers of Winchester drives sell most of their output on an OEM (original equipment manufacturer) basis, with the OEM adapting the controller to a particular system. Numerous companies offer complete systems that are ready to plug in and run. Although it may cost a bit more than "rolling your own," buying a Winchester with a controller specifically set up for your particular personal computer system is generally the best way to go.

Summary. Even though they've just recently become economical for personal computer users, Winchester hard disks are fast becoming popular peripherals. Besides their storage capability, speed, and convenience, one of their greatest drawing cards is cost. When looked at on a cost-per-byte basis, a Winchester can be as much as five times less expensive than multiple floppy disk drives. And prices are falling rapidly, too. As this was written, Xebec (Sunnyvale, CA) was offering a complete ready-to-plug-in-and-run 5-megabyte system for just \$1299. There is little doubt that we can expect to see more and more hard disk drives used with sophisticated microcomputer systems. ♦



Carpenter's De'Light

An ultra-simple circuit replaces the handyman's level

By Arthur Plevy

YOU'VE probably used a carpenter's level and know that when the "bubble" is between the appropriate lines the surface is level. But how often have you strained to "read" it when lighting was poor?

The electronic level presented here eliminates this problem by using two LED indicators instead of an air bubble. (It also makes a delightful paperweight conversation piece.) If the surface is tilted to the right, one LED lights; if it's tilted to the left, the other LED lights. When the surface is level, both LEDs light.

Circuit Operation. The heart of the unit consists of two unidirectional mercury switches *S1* and *S2*. The unidirectional mercury switch has one long electrode and one short, angled electrode. The pool of mercury "rides" on the long electrode and makes contact between the two electrodes if the unit is held in a horizontal position.

Mercury switch *S1* turns *LED1* on and off, while *S2* does the same for *LED2*. The long terminals of switches *S1* and *S2* are connected together, while the short terminals of each switch are connected to their respective LEDs. The anodes of each LED are connected together and to the negative terminal of the battery. An on/off switch is connected between the battery and the long electrodes.

To operate the unit, turn switch *S3* on. If the unit is tilted to the right (left side higher than the right side) the left LED will light and the right LED will be off. If the unit is tilted to the left (right side higher than the left), the right LED will light and the left will be off. If the surface is horizontal, both LEDs will light.

LEDs do not have to be used. They may be replaced by any other indicator devices.

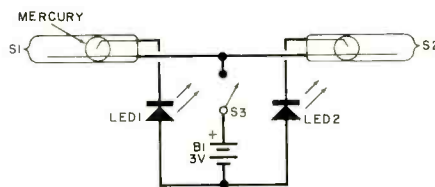
Construction. Any type of housing can be used for the level. The prototype was assembled in a plas-

tic housing. To align the unit, use a regular carpenter's level to determine that a surface is horizontal. Position the mercury switches in the housing by using a double-backed tape so that they can be easily adjusted.

Connect the electrodes of the switches as shown in the schematic. The LEDs are the high-intensity type that will illuminate using a 3-V battery (two 1.5-V cells in series). With the housing on the horizontal surface, adjust the switches so that the mercury is just in contact with both electrodes. In this position both LEDs will light.

The mercury switches can now be permanently secured in place by means of a super glue or any other adhesive desired. In the prototype, the switches were embedded in silastic to protect them. The on/off switch can be any type of inexpensive switch.

The concept of the electronic level is extremely simple. If an accurate adjustment is made in positioning the mercury switches, one can measure deviations from the horizontal of less than 1 degree. If the housing is lengthened and the mercury switches placed further apart, greater accuracy can be achieved. In the unit shown, the housing is approximately 3.5 in. long. A printed circuit board was used to allow easy construction, but this is not necessary as the wiring is not critical. ♦




The heart of the circuit is the two mercury switches controlling two LEDs.

PARTS LIST

- B1—Two 1.5-V, AAA batteries
- LED1, LED2—Red light emitting diode (Motorola 4303F1 or similar)
- S1, S2—Mercury switch (Comus CH03-0 or similar)
- S3—Spst miniature switch

Note: Mercury switches are available from New Ventures, P.O. Box 38 East Brunswick, NJ 08816 for \$3.00 each. New Jersey residents, add 5% sales tax.



GENERATING SQUARE WAVES

WITH ANY FREQUENCY AND DUTY CYCLE

By Mark McWilliams

EXPERIMENTERS often need to generate square waves for test circuits and other applications. A simple way to do this is with a 555-timer IC operating in the astable mode. Most manufacturers' spec sheets include graphs to help you choose the resistor values needed to obtain a desired frequency with a given capacitance. The only drawback of this method is that you can't maintain control over the duty cycle of the square wave. This article presents simple formulas and plots for selecting resistor values to control both frequency and duty cycle.

Figure 1 shows the circuit commonly used to produce a 555

astable waveform such as that shown in Fig. 2. In Fig. 1, the output voltage at pin 3 will be high or on during the charging of capacitor

C through R_A and R_B . The output will be low or off or near ground potential during the discharging cycle. The on time is designated as T_1

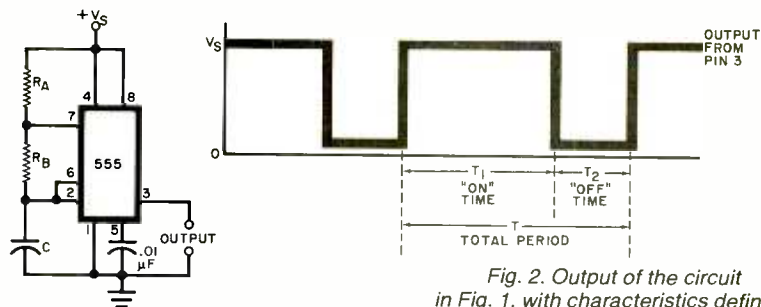


Fig. 1. Standard 555 square-wave generator.

Fig. 2. Output of the circuit in Fig. 1, with characteristics defined.

Examples:

(1) Given: $f = 1000$ Hz, $C = 0.1$ μ F, $D = 0.7$

Solution: $C \times f = 10^2$ μ F-Hz;
from equation (B) or Fig. 3,

$$R_B = 4.3 \text{ k}\Omega;$$

from equation (A) or Fig. 4,

$$R_A/R_B = 1.333;$$

therefore: $R_A = (1.333)(4.3 \text{ k}\Omega)$
 $= 5.73 \text{ k}\Omega$

(2) Given: $f = 50,000$ Hz, $C = 100$ pF, $D = 0.51$

Solution: $C \times f = 5$ μ F-Hz;
from equation (B) or Fig. 3,

$$R_B = 141 \text{ k}\Omega;$$

from equation (A) or Fig. 4,

$$R_A/R_B = 0.041;$$

therefore: $R_A = (0.041)(141 \text{ k}\Omega)$
 $= 5.78 \text{ k}\Omega$

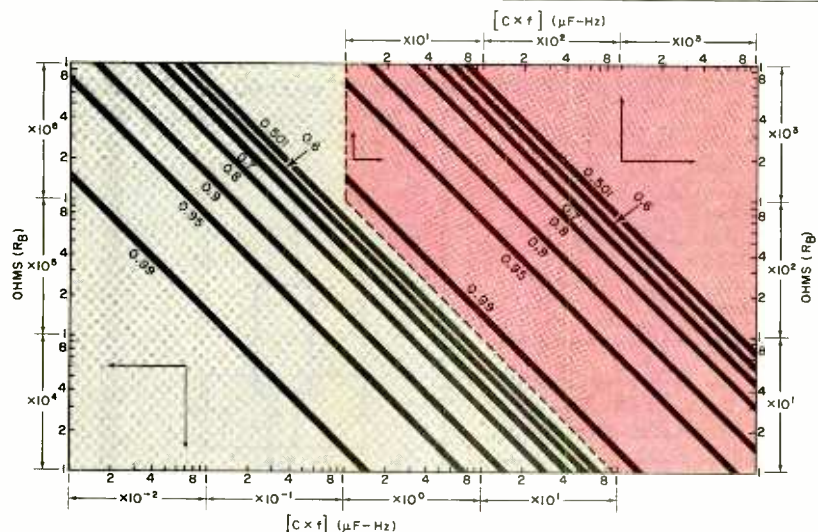


Fig. 3. Plot of $C \times f$ vs. R_B , which can be used with Fig. 4 to determine circuit values.

Everybody's Logic Analyzer

12 Channels
16 Words



\$379

A logic probe and oscilloscope are no longer adequate for analysis in today's digital world. For testing or debugging microcomputer or other digital logic circuits you need a real logic analyzer.

The LA-12 captures, stores and displays TTL and LSTTL digital data so that the instantaneous meaning of the data stream (e.g. data value, ASCII code, address) can be understood and analyzed long after the actual events have passed.

- Easy to Use ■ 10 MHz ■ Clock Qualifier ■ Trigger input ■ 3 Trigger Qualifiers ■ Built-in LED Display — No oscilloscope needed ■ Compact ■ Expandable ■ Low Cost

30 day trial

Purchase an LA-12, use it, and if you are not completely satisfied, return it within 30 days and receive a full refund.

Free Offer

If you order within 45 days, and mention this magazine, you will receive a \$49.95 input cable free with each LA-12 ordered.

Save \$28.95

In addition, if you enclose payment with your order you can deduct 5% and we will pay shipping charges.

All prices are in US dollars for 120VAC. To order in the Continental US call

TOLL FREE

1-(800) 547-5995 EXT. 195

Connecticut microComputer, Inc.

36 Del Mar Drive, Brookfield, CT 06804
(203) 775-4595 TWX: 710-456-0052

Q	Description	Price	Total
	Logic Analyzer	\$379.00	
	Input Cable	49.95	
	20 Color-coded microclips	44.95	
Connecticut residents add 7½% sales tax			
	Shipping & Handling	\$10.00	
Total			

- Company purchase order enclosed (Rated Firms only)
 Check VISA MasterCard

Acct. No. _____

Signature _____ Exp. Date _____

Name (Print) _____

Address _____

City _____

State _____ Zip _____

Dealer inquiries invited

CIRCLE NO. 9 ON FREE INFORMATION CARD

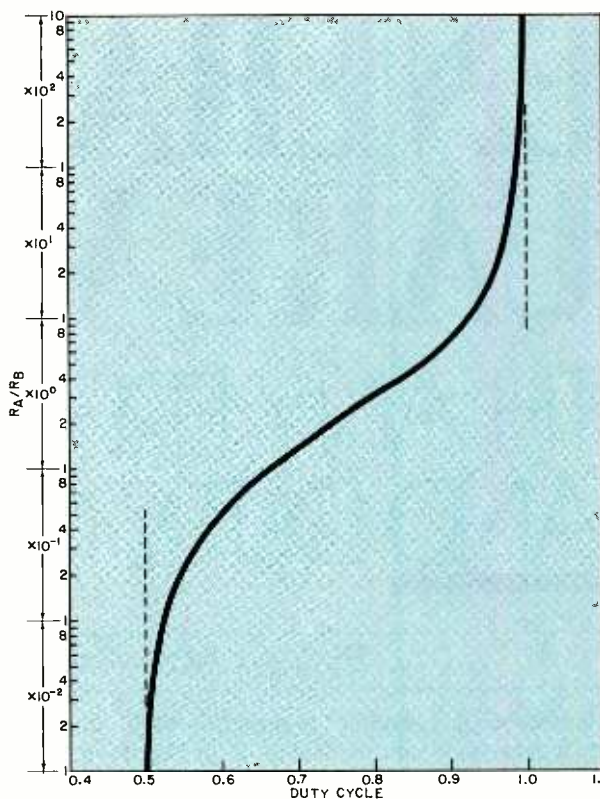


Fig. 4. Duty cycle vs. resistance ratio R_A/R_B based on Eq. (A).

in Fig. 2, and the off time as T_2 . The total period is thus $T = T_1 + T_2$. The frequency of oscillation is $f = 1/T$.

The on time is given by

$$T_1 = 0.693 (R_A + R_B)C$$

The off time is

$$T_2 = 0.693 R_B C$$

Thus

$$f = 1/(T_1 + T_2) = 1.443/(R_A + 2R_B)C$$

If we define duty cycle as the ratio of the on time to the total period, then $D = T_1/T = T_1/(T_1 + T_2)$. Some algebraic manipulation results in two very simple formulas:

$$R_A/R_B = (2D - 1)/(1 - D) \quad (A)$$

$$R_B = 1.443 (1 - D)/Cf \quad (B)$$

where f is in Hz, R_B and R_A are in ohms, C is in farads, and $0.5 < D < 1$.

Note that, given a particular capacitor, one can quickly calculate the R_A and R_B values necessary to achieve a desired frequency and a desired duty cycle.

These two equations are presented graphically in Fig. 3 and Fig. 4. For convenience in plotting, C and f were combined to form one variable, $C \times f$. In the plots, the units of $C \times f$ are ($\mu\text{F} \cdot \text{Hz}$) and R_B is in ohms.

Of course, equations A and B give more accurate answers than the plots but the extra decimal places are meaningless if wide-tolerance capacitors are used.

If a duty cycle of exactly 0.5000 must be produced, it can be done by connecting the timer output at pin 3 to the clock input of a J-K flip-flop. The output of the flip-flop will be a perfectly symmetrical square wave at half the frequency of the timer output. This configuration is shown in Fig. 5 and is independent of the value of R_A and R_B . ◇

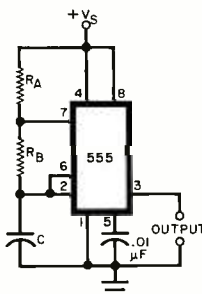


Fig. 5. Use this circuit for a duty cycle of 0.5000.

The Optimized GRAPHIC EQUALIZER

Part 1—New design approach provides sharper frequency control in the all-important audio midband

By Joe Gorin

GRAPHIC equalizers are popular audio accessories nowadays. They enable hi-fi buffs to adjust the frequency response of a stereo system to compensate for loudspeaker errors, room acoustic problems, and unsuitably balanced recordings and broadcasts. In essence, they are super tone controls that allow one to change small portions of the audio spectrum.


The 10-band graphic equalizer is the most popular type for home use. But a new design gives improved performance at low cost. It's called the Optimized Graphic Equalizer. Now, instead of equalizing one-octave bands, half-octave control is available for the ten important midrange bands. Although bass and treble suffer somewhat (there are just three controls for these), the overall design allows for better control of frequency response. Additionally, an optional real-time analyzer can be incorporated into the circuit for equalization setup.

Design of the Equalizer. Human hearing is relatively insensitive to frequency response errors of less than $\frac{1}{3}$ of an octave (called the "critical bandwidth"). This is why professional equalizers have 24 to 31 bands at approximately $\frac{1}{3}$ -octave spacings. But the critical bandwidth is actually narrower in the midrange than in the bass or high treble. Also, because the vast amount of musical information occurs in the midrange, this is the most important area for high-resolution (close band spacing) equalization. Normally, equalizers designed for home use have 1-octave spacings. In order to create an economical, but very effective equalizer, the Optimized Equalizer uses $\frac{1}{2}$ -octave spacing of bands in the midrange (for five octaves), a relatively wide band in the treble range, and two in the bass.

The most important function of an equalizer is the taming of two kinds of resonances—those with

gain and those with loss. But a giant "hole" in the frequency response of a system (for example, a -20 -dB "suckout" in a typical second-order speaker crossover) is practically inaudible. This is because the information in a narrow notch is small and masked by nearby signals. Furthermore, it isn't feasible to equalize a narrow notch. Practically speaking, you can't set the frequency and bandwidth close enough, and the phase relationships of the notch are so poorly controlled that, even if the frequency response were right, the actual signal waveforms wouldn't sound right.

On the other hand, resonances that boost the frequency response are painfully obvious to the listener. A $+3$ -dB resonance adds more signal to a system than a -20 -dB notch removes, and since it is an error of commission rather than omission, it "pops out" at you. Also, the sound from such a reso-



...EQUALIZER

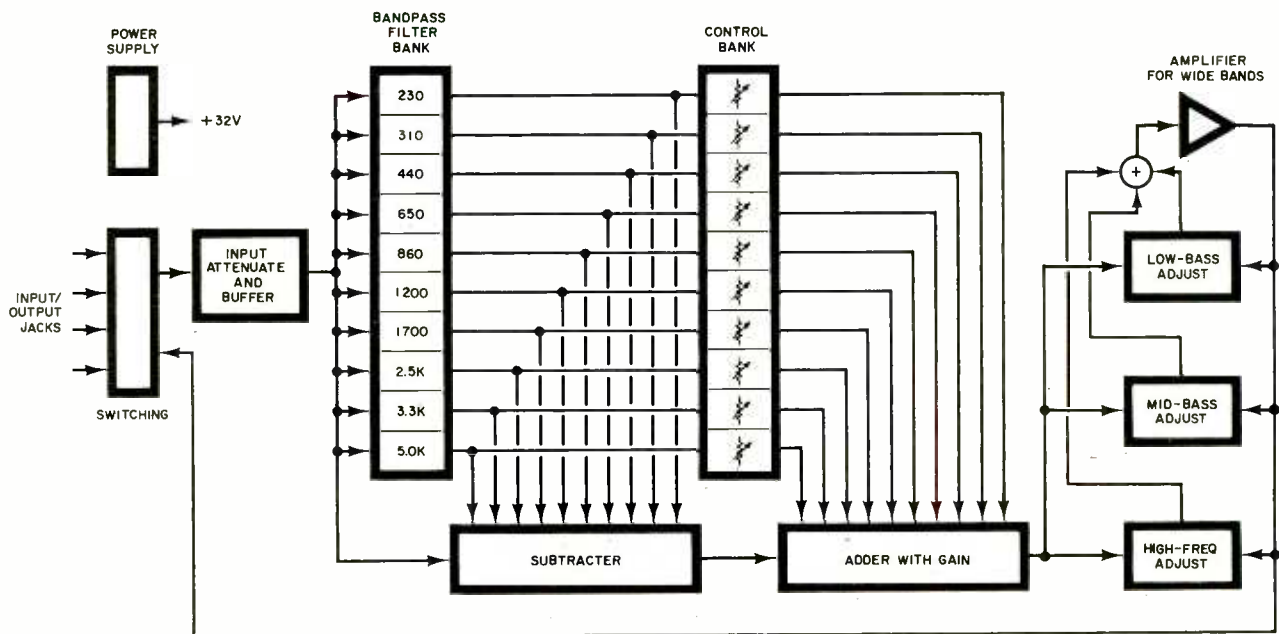


Fig. 1. Block diagram of the Equalizer. Midband frequency selection is made by filter bank.

nance continues in the room long after the signal to the loudspeaker has stopped. An equalizer eliminates this problem, even if it isn't "right on" the frequency of the resonance, by reducing the energy that drives it.

Thus, it's more important for an equalizer to cut signals than to boost them. We chose to allow only +3 dB of boost in the midrange bands, but a full 12 dB of cut. This is enough range to tame the worst resonances.

The bottom bass band of the Optimized Equalizer is just the opposite in range. It goes from -3 dB to +12 dB, with the hinge frequency of the band moving higher with more boost. This band is thus optimized to improve the bottom useful octave of home loudspeaker response, usually stretching it from 45 to 65 Hz downward.

The mid-range band is placed at about 140 Hz in the Optimized Equalizer. This covers the space between the other bands and coincides with the typical midbass hump (the one that helps speakers sell so well in the hi-fi stores). Most persons will need to reduce the gain slightly at this frequency for improved accuracy, but a full ± 8 dB is allowed because boosting this band

can be fun, even if it is unrealistic.

The treble band covers the range above the last midrange band. Because of the large variations in loudspeakers and recorded material, ± 10 dB is allowed on this band.

Circuit Operation. Figure 1 is a block diagram of the Optimized Equalizer. The midband frequency selection is done by the filter bank. Since the filters have gain, the signal is attenuated at the input. This prevents even the largest signals at the tape monitor terminals of your amplifier from causing clipping of the filters. By subtracting three-quarters of the signal using the filter outputs, the result is a gain of -12 dB at the filter center frequency. Next, a variable amount of the filter output is added back to the signal. When the control is set to 0 dB, the added signal exactly cancels the subtracted signal exactly for flat frequency response.

An important point about this block diagram is that the arrangement of the input attenuator and filter bank is exactly that required for a real-time analyzer (which will be discussed next month).

The signal from the adder (which has gain to make up for the input attenuator) goes to a three-band

circuit that is similar to those found in preamplifiers. The controls adjust the amount of feedback, and thus gain, in a particular frequency region.

Figure 2 is the complete schematic for the Optimized Equalizer. The power supply is a full-wave bridge rectifier (D201-D204) with a wall-plug transformer. The use of a remote transformer obviates the need for coaxial cables (without the penalty of hum pickup). Power to IC2-IC6 is unregulated because the power-supply noise rejection of these ICs is so good that hum pickup is trivial. However, power to IC1 and IC7 is passed through an RC filter to reduce hum by 18 dB because the circuits that use these two ICs are more sensitive to supply noise.

Resistors R202-R204 and capacitors C203 and C204 bias the ICs at 15 V. This double filter reduces the hum from the power supply to about 1 μ V. The circuit could not be any quieter even with dual, fully regulated, power supplies (which would be much more expensive than the single supply used here).

Resistors R1 and R2 form the input attenuator. Capacitor C1 reduces the attenuation at high frequencies where the filter bank




Photo of the author's prototype showing internal arrangement of the boards.

cannot clip because the filters have low gain. Reducing the attenuation here allows the reduction of the gain, and thus noise, later on. Capacitor *C2* couples the attenuated signal to *IC1A*, a gain-of-one stage that presents a high input impedance, but can drive the low impedance of the filter bank.

Op amps *IC2A* through *IC4B* are ten parallel filters. All have a bridged-T configuration. Let's examine *IC2A* as an example. At low frequencies, the input signal from *R22* is blocked from *IC2A* by the high impedance of *C22*. At frequencies much higher than the filter's center frequency, the low impedance of *C21* bypasses the signal from *R22* into the low output impedance of *IC2A*, preventing its amplification. At the center frequency, though, the stage has a high gain. The signal from *R22* is coupled through *C22* to be amplified and inverted by *IC2A*. The output of *IC2A* is coupled back through *C21*. Due to the phase shift of the capacitor circuits and the op amp's inversion, this feedback signal is in phase with the direct signal. Resistor *R23* controls the gain and positive feedback.

The signals from *R55* and the even-numbered resistors, *R34* through *R52*, are added at the input to *IC1D*. The filter outputs are all inverted at their center frequencies,

which forms the subtractor in the block diagram. Controls *R24* through *R33* adjust the amount of signal added back in *IC1C*, which implements the adder. The feedback around *IC1C* rolls off the gain at high frequencies to make up for rolling off the attenuation with *C1*. It thus allows better signal-to-noise ratio with flat response.

Op amp *IC1B* adds the last three bands to the equalizer. Consider first the bass band, controlled by *R60*. If it is set to full boost, then at low frequencies the input signal is applied to *IC1B* through relatively low-valued resistor *R59*, for little

attenuation. Feedback comes from *R62*, *R61*, and *R60*; very large values imply little feedback and thus a large gain. If *R60* is set to the other end, there is more attenuation and more feedback, for a net attenuation. At high frequencies, the bass control is bypassed by *C26* and *C27* and the midbass control is coupled in through *C28*. Above the midbass frequencies, *C29* and *C30* bypass the midbass control, and *C31* couples the high-frequency control to *IC1B*.

The output of *IC1B* is coupled through *C32* to eliminate the 15-V dc bias from the output. Resistor *R72* increases the output impedance to about 600 ohms and prevents possible oscillation of *IC1B* due to highly capacitive connecting cables.

TECHNICAL SPECIFICATIONS—OPTIMIZED EQUALIZER

Frequency Response: 10 to 80,000 Hz
+1/−3 dB

Gain: 0 dB nominal

Distortion: Less than 0.02%, from 20 to 20,000 Hz at rated output

Rated Output: 0.5 V

S/N per IHF-A202: 82 dBA ref: 0.5 V

Maximum Input/Output: 9 V rms

Input Impedance: Approx. 100 kilohms in parallel with 390 pF

Output Impedance: Less than 600 ohms

Total controls: 13 bands per channel

Range:

Midrange: +3 to −12 dB nominal

Bass: −2 to +10 dB nominal

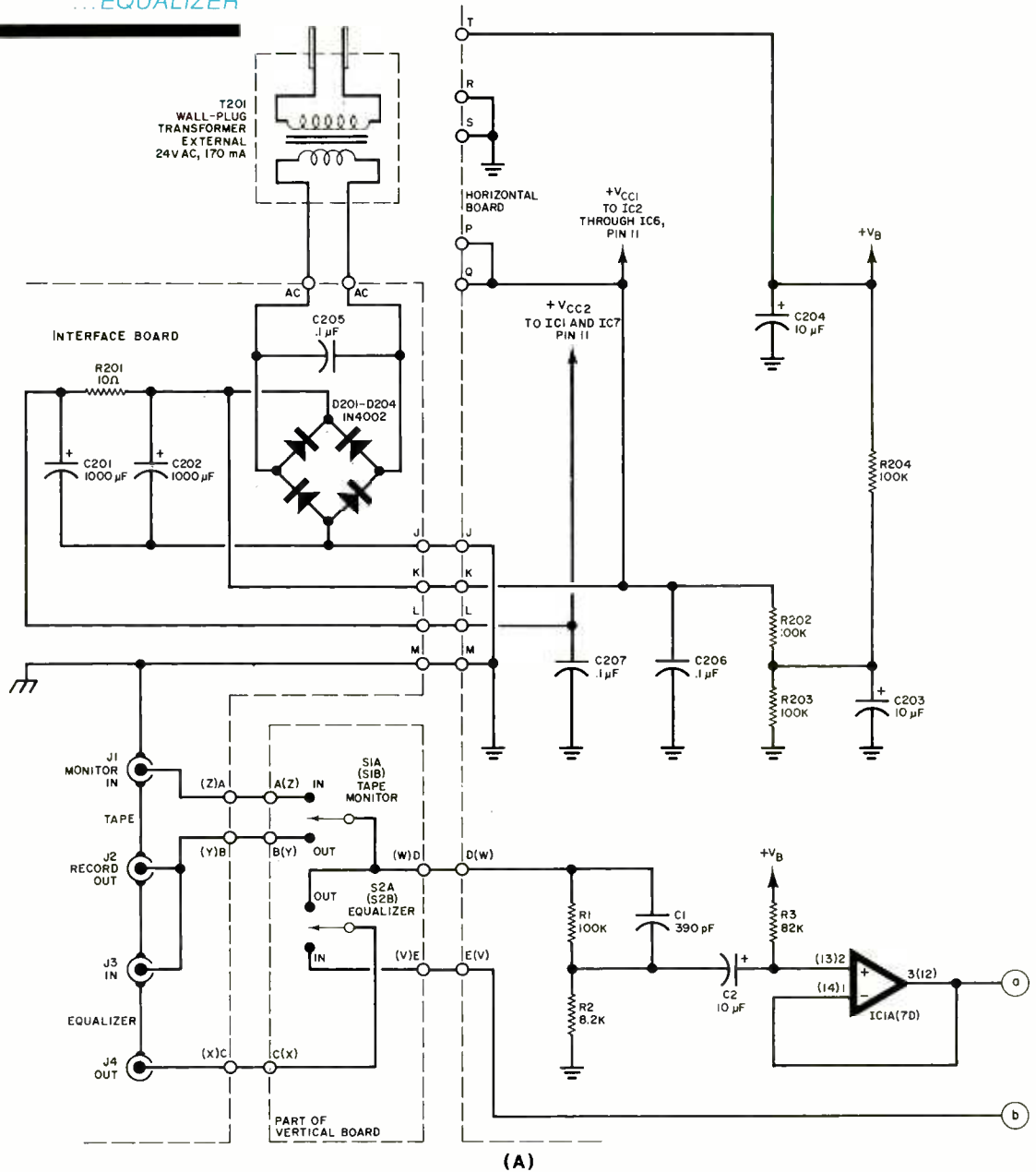
Midbass: ±8 dB nominal

Treble: ±10 dB nominal

Construction. The Optimized Equalizer, except for the power supply input connectors and options, is built on two pc boards. The foil patterns for these boards are shown in Fig.3, and the parts placement diagrams are given in Fig. 4. By placing all the controls on one board (the vertical board) and most of the remainder of the unit on the horizontal board, front panel space requirements are minimized. This makes for an efficient, compact assembly. The boards are connected

(Continued on page 90)

EQUALIZER



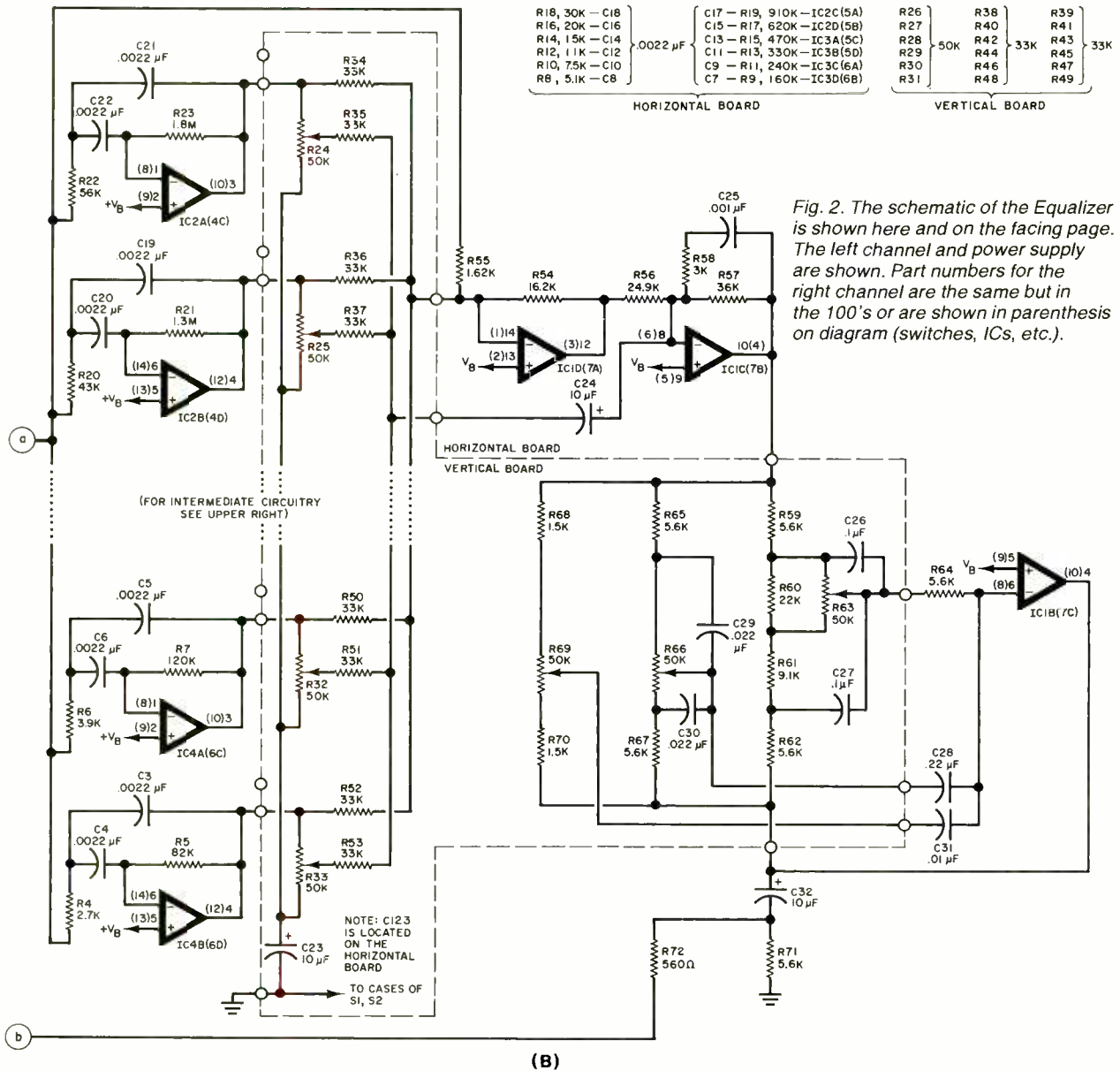
PARTS LIST

Horizontal Board

C1, C101—390-pF, 5% capacitor
 C2, C32, C102, C123, C24, C124, C132, C203, C204,—10- μ F, 25-V aluminum electrolytic
 C3 through C22, C103 through C122—0.0022- μ F, 5% polyester film capacitor
 C25, C125—0.001- μ F, 5% polyester film capacitor
 C28, C128—0.22- μ F, 10% polyester film capacitor
 C31, C131—0.01- μ F, 10% polyester film capacitor
 C206, C207—0.1- μ F, +80/-20% ceramic disc capacitor

IC1 through IC7—RC4136 quad op amp
 The following are 1/4-W, 5% carbon-film resistors unless otherwise noted:
 R1, R101, R202 through R204—100 kilohms
 R2, R102—8.2 kilohms
 R3, R5, R103, R105—82 kilohms
 R4, R104—2.7 kilohms
 R6, R106—3.9 kilohms
 R7, R107—120 kilohms
 R8, R108—5.1 kilohms
 R9, R109—160 kilohms
 R10, R110—7.5 kilohms
 R11, R111—240 kilohms
 R12, R112—11 kilohms
 R13, R113—330 kilohms
 R14, R114—15 kilohms

R15, R115—470 kilohms
 R16, R116—20 kilohms
 R17, R117—620 kilohms
 R18, R118—30 kilohms
 R19, R119—910 kilohms
 R20, R120—43 kilohms
 R21, R121—1.3 megohms
 R22, R122—56 kilohms
 R23, R123—1.8 megohms
 R54, R154—16.2 kilohms, 1% metal film
 R55, R155—1.62 kilohms, 1% metal film
 R56, R156—24.9 kilohms, 1% metal film
 R57, R157—36 kilohms
 R58, R158—3 kilohms
 R64, R71, R164, R171—5.6 kilohms
 R72, R172—560 ohms



R18, 30K - C18	} .0022 μF	C17 - R19, 910K - IC2C(5A)	R26	R38	R39
R16, 20K - C16		C15 - R17, 620K - IC2D(5B)	R27	R40	R41
R14, 15K - C14		C13 - R15, 470K - IC3A(5C)	R28	R42	R43
R12, 11K - C12		C11 - R13, 330K - IC3B(5D)	R29	R44	R45
R10, 75K - C10		C9 - R11, 240K - IC3C(6A)	R30	R46	R47
R8, 5.1K - C8		C7 - R9, 160K - IC3D(6B)	R31	R48	R49
				50K	33K

HORIZONTAL BOARD

VERTICAL BOARD

Fig. 2. The schematic of the Equalizer is shown here and on the facing page. The left channel and power supply are shown. Part numbers for the right channel are the same but in the 100's or are shown in parenthesis on diagram (switches, ICs, etc.).

Vertical Board

Power Supply

- C23—10-μF, 25-V aluminum electrolytic
- C26, C27, C126, C127—0.1-μF, 5% polyester film capacitor
- C29, C30, C129, C130—0.022-μF, 5% polyester film capacitor
- The following are 1/4-W, 5% carbon-film resistors unless otherwise noted:
- R24 through R33, R63, R66, R69, R124 through R133, R163, R166, R169—50-kilohm slide potentiometer
- R34 through R53, R134 through R153—33 kilohms
- R59, R62, R65, R67, R159, R162, R165, R167—5.6 kilohms
- R60, R160—22 kilohms
- R61, R161—9.1 kilohms
- R68, R70, R168, R170—1.5 kilohms
- S1, S2—Dpdt nonshorting switch

- C201, C202—1000-μF, 35-V aluminum electrolytic
- C205—0.1-μF, +80/-20% ceramic disc capacitor
- D201 through D204—1N4002 (or equivalent)
- R201—10-ohm, 1/4-W, 5% resistor
- J1 through J4, J101 through J104—Phono jack
- T201—24-V, 170-mA wall-plug transformer (Dormeyer PS14201 or equivalent)
- Misc.—No. 20 AWG bus wire (6'), ribbon cable (14 conductor, 7 1/2"), angle bracket (# 6-32 threaded, one side, 8), # 6 x 3/8" sheet metal screw (11), # 6-32 x 1/4" machine screw (8), chassis, 16-pin DIP socket, 14-pin DIP socket.

Note: The following are available from Symmetric Sound Systems, 856 Lynn Rose Ct., Santa Rosa, CA 95404 (707-546-3895): complete Optimized Equalizer kit (EQ-4) with unfinished walnut end panels at \$100; complete Optimized Analyzer kit (AN-1) at \$60. Also available separately: horizontal and vertical pc boards for Equalizer (EQ-4PC) at \$17.; Analyzer and interconnect pc boards (AN-1PC) at \$13.; slide potentiometers #EQ-4SP, \$.95 each. Quad op-amp IC #4136, \$1.75 each. Set of IC's for the analyzer #AN-1IC, \$6.00. Wall plug transformer #EQ-4PT, \$7.50. Minimum order \$10.00. All prices include shipping on prepaid orders in the U.S. Canadians add \$4.00 shipping and handling. California residents add sales tax.




Fig. 3. Foil patterns for the Equalizer pc boards

together with #20-AWG bus wire between adjacent pads. The bus wire is stiff enough to make a rigid assembly of the boards, with easy access to both sides of boards for testing and experimenting.

Components should be soldered to the horizontal board first, in order of resistors, capacitors, jumpers, and ICs. Be careful to observe the index marking on the ICs and the polarity of the electrolytic capacitors. Next solder components to the vertical board—slide potentiometers first, then resistors, capacitors, and switches (observe the polarity on C123).

To connect the boards, push #20-AWG bus wire or solid un-insulated wire through the pads in the long line on the vertical board from the back side, and solder to the pads. Taper the length of these pieces of wire from 3/4" on one end to 3" on the other end. Starting on the long end, and with the copper-clad sides of both boards facing each other, push the leads through the matching pads on the horizontal board, working your way to the short end. Bend the horizontal board, and thus all the wires, until it is perpendicular to the vertical board and flush against it. Solder all the wires.

Wire the switches, jacks, and boards together according to the schematic (wires A through E, M, and V through Z). Wire the power supply on a terminal strip, and connect it to the horizontal board (wires J through L). A foil pattern for an interconnect board is given in Fig. 5. One 16- and one 14-pin DIP socket are wired to this board. The sockets are used to connect to the real-time analyzer, which will be covered in Part 2.

Because of the compactness of the pc-board assembly, many mechanical configurations are possible. In the prototype, the vertical pc board was attached to two pieces of walnut. The rear of an inverted "U" chassis was also attached to the walnut. The chassis provides marking for all the controls, switches, and jacks. Grounding the chassis to circuit ground shields the circuit from radio-frequency interference and electrostatic pick-up of 60 Hz and its harmonics.




Fig. 4. Component layouts for the pc boards.

Installation. Most component high-fidelity systems can accommodate signal processors, such as the Optimized Equalizer, through the tape-monitor loop. Connect the "tape out" or "tape record" output of your amplifier to the equalizer's input. Then connect the equalizer's output to the "tape in," "tape monitor," or "tape play" jacks of your amplifier. Switch the amplifier's tape monitor switch to "on" to enable the equalizer. The tape monitor function is replaced on the equalizer. Connect your tape deck to the equalizer as it had been connected to the amplifier.

Some amplifiers have separate tape source switches to enable you to play one source while recording another. In this case, you will have to use your tape source switch as your selector. Switch the selector switch to tape, so that the signal always passes through the equalizer.

Equalizer Adjustment. There are a number of different techniques available to adjust your equalizer; these vary in convenience, cost, and accuracy. Audiophiles with very good familiarity with live music can adjust the bands by ear to match their idea of the way the music should sound. A different technique is to use a test record, perhaps with the aid of a sound-level meter, to adjust the bands for flat response.

An easy way to adjust an equalizer is with a real-time analyzer. Although this can be a costly audio accessory, it's not in this case. The equalizer was designed to inherently contain much of the circuitry of the analyzer. In Part 2, we will describe the design, construction, and use of the analyzer.

With the high performance and build-it-yourself economies of the Optimized Equalizer/Analyzer, you can anticipate an impressive improvement in the sound of your system. ♦

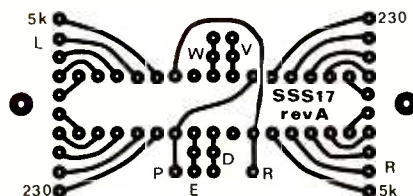


Fig. 5. Foil pattern for the connector board to the analyzer.

that includes graphic and plotting software.

The Panasonic (Quasar) HHC is also equipped to do graphical and plotting functions when equipped with the mini-plotter/printer. Software for these machines is supplied by the manufacturer through manuals and distributed through some of the information networks.

The Sinclair ZX-81 (Timex TS-1000) computers have memory-mapped video and special graphic characters that can be used to produce graphic plotting images. The Graphic Kit and Programmers Toolkit from Softsync Inc. (PO Box 480, Murray Hill Station, New York, NY 10156) at \$14.95 for each cassette provide the capability for using this computer for statistical plotting. Use of the mini-printers available for this computer and the additional memory capacity provided by the Memopak plug-ins from Memotech Corp. (7550 W. Yale Ave., Denver, CO) complete the peripherals needed to do plotting with the Sinclair/Timex computers.

Plotting Graphics for Epson QX-10. One of the features of the Valdocs Operating Systems for the QX-10 computer is the DRAW facility. It is entered by merely pressing the DRAW button. The system will ask if you want shapes, or lines, or business graphs. If business graphs is selected, the system next asks if you wish to make a (L)ine graph, (P)ie chart, or (B)ar graph. Upon selection, the system asks additional questions and the user is prompted to specify the parameters of the plot. Once the data is input into the computer, the system generates the graph and stores it on the disk. The plot can also be sent to the printer for reproduction. The user also has the ability to label the graph with the same selection of type available in the word-processing mode. This includes normal, italic, bold, or a combination of bold and italic types. It should be noted that this capability is built into the Epson Valdocs Operating System. No additional software package is needed. ◇

CALCULATING PARALLEL RESISTANCE PAIRS

Using a programmable calculator to find two resistance values to substitute for an unobtainable one

By Kevin Quinn

EVEN in this age of the IC, experimenters are often faced with the simple problem of paralleling two resistors because a component with the exact value isn't available. For example, you may need a 15-ohm resistor, but there's none in your box. Formulas are of little help, since you're looking for *two* unknowns. So what do you do? Here are a few ways to solve the problem.

If you need a 15-ohm resistor, multiply 15 ohms by a number such as 4. You get 60 ohms—that's one resistor, *R1*. Then divide 60 by 3—that's 20 ohms for *R2*. Resistors *R1* (60 ohms) and *R2* (20 ohms) in parallel give you 15 ohms.

Another way is to multiply 15 ohms by 3, so that *R1* equals 45 ohms. Then 45 divided by 2 gives 22.5 ohms for *R2*. Another pair! You can do the calculations in your head. It's much easier than "the reciprocal of the sum of the reciprocals."

One other way to solve the problem is with a programmable calculator. You can set up a simple program that will give you 5 or 6 pairs in no time. The program for a TI machine is shown below.

Begin by entering the number of the desired resistance. Press R/S. Then enter the multiplier. The number that will be displayed is *R1*. Press R/S. The next number displayed will be *R2*. Press R/S again to repeat the cycle.

Sometimes this method gives values that do not correspond to standard values such as 47 kilohms or 82 kilohms. But in the trials we made, using the closest standard values (47 kilohms for 49 kilohms, etc.) worked out to an accuracy of better than 5%.

To find 3 or more resistors equivalent to the desired value, first find the first two values. Then use one of them as the new desired value and find two more. For example, if the desired value is 47 kilohms,

$$\begin{aligned} 47 \times 5 &= 235 && (R1) \\ 235/4 &= 58 \\ 58 \times 3 &= 174 && (R2) \\ 174/2 &= 87 && (R3) \end{aligned}$$

Using standard values of 240 kilohms, 180 kilohms, and 91 kilohms in parallel will give an equivalent resistance of 48 kilohms. Usually, this is close enough. ◇

00 x	09 =
01 R/S	10 ÷
02 STO 1	11 RCL 2
03 =	12 =
04 STO 2	13 1/x
05 R/S	14 R/S
06 RCL 1	15 R/S
07 -	16 R/S
08 1	

Testing & Comparing

HEWLETT-PACKARD'S LATEST DESKTOP COMPUTERS

*Most costly and least costly HP desktop models—
HP-86 and HP-87 are put through their paces here*

Hewlett-Packard has been producing personal computers for several years—ever since it introduced the HP-83. The company's series 80 computers have evolved from the original small-screen and tape-storage design used in the HP-83 to modern desktop computers with both 5¼" and 8" disk systems and a full range of peripherals.

The recently introduced HP-87 is the most powerful computer in the HP-80 Series, while the new HP-86 represents the first lower-cost machine built by Hewlett-Packard. Both are examined here in detail.

HP-87. This is a powerful desktop personal computer designed for the professional user. It is an extension of the HP-80 series of microcomputers and bears a similarity to the HP-85, examined here last year. The HP-87 offers a number of enhancement features, including: 1) An improved CRT display. It is 4" high by 9" wide, giving the overall effect of providing more horizontal viewing room. 2) Improved memory capability. The HP-87 supports up to 540K bytes of RAM/ROM. 3) Graphics functions can be incorporated into alphanumeric displays. 4) Built-in HP Interface Bus (HP-IB) for facilitating adding of peripherals. 5) Four expansion slots are included for additional memory or peripherals.

The configuration we tested was the System 10, which includes an HP-87 with 28K bytes of RAM and built-in BASIC operating system, Model 82901M dual 5¼" flexible disk drive, and the necessary cables.

Basic suggested retail price for this package is \$4695.

To the foregoing, we added the Model 8290 80-cps dot-matrix printer (Epson MX-80), a Model 7470A Graphics Plotter, a Model 82936A ROM Drawer, with the HP-87 plotter ROM and HP-87 Input/Output ROM, a Model 82909A 128K-byte memory module, and a Model 82950A series 80 modem. Total cost of the system tested is \$8430.

The software tested consisted of HP-87 Visicalc Plus, the Data Communications package, and the Graphics Presentations package, totaling \$700.

Even though the HP-87 is designed to support a Z-80 microprocessor add-in and CP/M for an additional \$495, it was unavailable for testing. We were able, however, to observe its operation, which is similar to any CP/M system. The implementation, though, doesn't utilize the full memory capability of the system, and is restricted to the standard 64K boundary. On checking with Hewlett-Packard engineers, we were advised that this was done because of the method of communication between the Z80 and

the rest of the system and the limitation imposed by the Basic Input Output System (BIOS) of CP/M. Expect in future enhancements, however, to see blocked memory and bank switching solve this problem.

The set-up of the HP-87 is very simple, and you are guided by a 60-page booklet that describes in detail how to get the system up and running in either a basic configuration or with a number of peripherals.

Basically, all you do is connect everything together. One problem we encountered was that we didn't have all the cables required for use on the HP-IB for the various peripherals. At first we thought this might be an oversight since the system we were testing was a demo unit and, consequently, might not be packed as an off-the-shelf model. On checking with Hewlett-Packard however, we found this was not the case. Since the printer and plotter are designed to be used with a variety of interfaces, no cables are shipped with them unless specifically ordered for a given interface (RS232, parallel, or HP-IB).

The HP-IB cables have double AMP edgetype connectors with



Complete HP-87 system with plotter, disk drive and printer.

thumb-screw hold downs. One side is male and the other female, thus permitting stacking the connectors together.

The way we hooked up the system was with the HP-87 connected to the disk drive, which was cabled to the plotter, followed by the printer. Essentially, the peripherals are daisy-chained and, thus, require a special address on the "bus," a unique attribute of the HP-IB.

In order to appreciate how the HP-87 operates, you have to have a basic understanding of the HP-IB. This bus, also known as General-Purpose Interface Bus (GPIB) and IEEE-488, is a bit-parallel, byte-serial I/O scheme that is defined both electrically and mechanically, as well as by certain communication protocols.

Unlike other interfaces such as RS232C, the HP-IB isn't equipment specific; it can work with virtually any digital system as an extension of the main backplane bus. In addition, because of the byte-handshake-byte protocol, data reception is ensured. The above characteristics make it an ideal interface for use with instruments or other digital equipment.

The HP-IB bus uses a talker/listener type arrangement. This allows you to put equipment anywhere on the bus and to assign it a specific address by setting select codes on the printer or plotter with dip switches. For example, in operation each device "listens" to the bus and responds when specifically "talked" to. In addition, it responds by "talking" either with handshake messages or data, depending on the device.

Although the HP-IB interface arrangement is ideal in many respects, a problem exists as far as the HP-87 is concerned. Even though the optimum transfer rate for the HP-IB is 22,000 cps the average on the HP-87 implementation is about 12,000 cps. Moreover, when dealing with the disk system this is reduced to approximately 1000 cps due to processor and disk system overhead. The overall result, therefore, is very slow disk access. A 1000-line BASIC

program, for example, took almost 18 seconds to load.

The slowness of the disk system was the only disappointing part of the HP-87. We found that when printing or plotting, the devices operated at maximum levels and only slowed if disk access was required.

Further slowing the disk access is the format (the way data is laid out on the diskette) chosen by HP. Rather than interleave the sectors (staggering their arrangement), the sectors are numbered concurrently. This increases the time it takes for the data to come under the read/write head. Generally speaking, then, the disk system isn't overly efficient.

As with other Series-80 computers, the HP-87 contains an internal timer that allows you to set and recall the current time and date both from the keyboard and within programs. The timer is specified to be accurate within 1 second/hr, which we found to be precisely met.

Although the timer is accurate, the methodology used for setting it is cumbersome. Using the SETTIME function, you enter the time in seconds and the date in a five-digit integer in the form YYDDD—July 10, 1982 is 82191; 4:05 pm is 16 hours = $16 \times 60 = 960 + 05$ minutes = $965 \text{ min} \times 60 = 57600$ sec. This is entered: SETTIME 57600, 82191.

A similar difficulty arises with the HP-IB interface system. As previously stated, each device is given a unique address. In addition, the CPU must be advised of the existence of each device by using what we term "IS" commands. To tell the 87 that the printer is on-line, for example, you enter PRINTER IS 701,80. This tells what channel and the printer width. This same approach is used even with a serial or parallel interface because of the internal HP-IB system bus.

Even though the slowness of the bus and the necessity of learning new names for well-known functions was troublesome, we felt they could be easily overlooked in light of the powerful HP BASIC and other programs supplied or available.

The HP BASIC is one of the better implementations of this language and uses an unusual method


of interpreting the source code that the user enters. Most BASIC interpreters store the source code as ASCII characters; when the RUN command is given, they parse it and convert it into object code on a line-by-line basis. In HP BASIC, when a line of source code is completed and the END LINE key is pressed, BASIC parses each line and converts it into object code tokens. The tokenized object code is then stored in memory on a line-by-line basis. When the RUN command is given, BASIC executes the lines of code stored in memory. This system has the speed of a compiler and the ability of editing single lines like an interpreter. Because of this you get the best of both worlds in terms of code efficiency and editing capability.

In addition, with HP BASIC you have built-in intrinsics for screen, printer and plotter graphics, the ability to set up X and Y axes with hack marks, plus handling a variety of draw, fill and rotate functions for manipulating figures and corresponding data.

In our test we employed BASIC along with the HP plotter to create a variety of figures and nonsense outputs. The Model 7470 plotter gives you two pens to work with when plotting and allows you to change the pens under program control. The Graphics Presentation Pack takes advantage of this fact. This software allows you to create line, bar and pie charts by simply entering the data and defining how you want them presented in terms of color, size, font, and horizontal or vertical format. In addition, you have the capability to draw free-hand to create unique CRT and plotter displays.

The graphics software is designed to work with the 7470A plotter and dot-matrix printer. With the software you have full control over the plotter functions, even including the ability to change pens (the 7470 supports two pens at a time). The printer is used to list tabular data so that you can create special reports that combine the tabular data along with the graphics representation.

The Graphics Presentation Pack does allow a great deal of functionality, but it has some short comings. First, it requires too many overlay



DISCOVER THE MAGAZINE THAT HELPED LAUNCH THE MICROCOMPUTER INDUSTRY

Incredible as it may seem, *Popular Electronics* helped launch the microcomputer industry. Back in 1975, we published plans for building the first powerful microcomputer based on the 8080 cpu. These plans generated incredible excitement—and started the world thinking about personal computing.

Since then, we've added more coverage of personal computing. Today, so much of the magazine is devoted to microcomputers that we've changed our name to...

Computers & Electronics

Computers & Electronics continues the *Popular Electronics* tradition of helping our readers experience the advances of the future—today. We do it with clearly written, in-depth articles explaining each innovation... plans for building useful, money-saving projects incorporating the newest technology... reviews of the latest mass-produced equipment. Whether it's microcomputer equipment, audio, video, or personal electronics, *Computers & Electronics* will make it possible for you to enjoy the newest, the most sophisticated, the most innovative technology around.

Helpful buying guides

Computers & Electronics compares and contrasts computers and other electronics gear in meaningful buyer's guide articles. We discuss features and options, what to look for, and how to get the best value. Recent buyer's guides have covered computer printers, pocket computers, sophisticated telephones, video cassette recorders and high-tech audio cassettes.

World-famous test reports

In every issue of *Computers & Electronics* you'll find our famous in-depth test reports. We take a new product, test it and analyze the results. Recently we've tested the Radio Shack TRS-80 Model III, the IBM Personal Computer, and the Sinclair ZX-81. Microcomputers by Apple, Atari, Hewlett-Packard, Intelligent Systems and Netronics. Plus an interactive data terminal, software,



and a variety of audio, video and testing equipment.

Innovative construction projects

If you're a do-it-yourselfer, you'll love the construction projects in *Computers & Electronics*. Not only did we bring the world the first successful microcomputer kit, but also projects for building the first low-cost modem. The first computer keyboard integrated with the computer (SOL).

The first low-cost voice synthesizer. The first low-cost logic analyzer. The first 1802-based microcomputer (ELF). The first low-cost function generator. The first gas-laser communicator (awarded a place in the Smithsonian Institution). The first low-cost color graphics computer module. An interface to transfer narrow line listings from your TRS-80 Pocket Computer to either a printer or CRT screen....

As you can see, our construction projects, while not necessarily complex (thanks to multifunction IC chips), will keep you at the forefront of technological development—at remarkably low cost. And in the future, we'll be bringing you construction projects to help you make your microcomputer more useful—whether it's an enhancement, an application, or a merging of technology with external controls and products.

Get the leader in the field— at up to 33% off!

Computers & Electronics is the world's most widely read computer and personal electronics magazine. Now you can subscribe at big savings: up to 33% off. At our New Subscriber rates, a one-year subscription is only \$12.97. Take advantage of this offer—complete and return the coupon or postage-paid reply card today!

Computers & Electronics P.O. Box 2774, Boulder, Colorado 80322

- YES!** Send me one year (12 issues) of *Computers & Electronics* at \$12.97—I save 19%.
 I prefer two years for \$22.97—I save 28%.
 Make that three years for \$31.97—I save 33%.

Savings based on full one-year subscription price of \$15.97.

8H393

Mr./Mrs./Ms. _____ (please print full name)

Address _____ Apt. _____

City _____ State _____ Zip _____

CHECK ONE: Payment enclosed. Bill me later.

Offer valid in U.S. and possessions only. Please allow 30 to 60 days for delivery of first issue

files to be loaded in. This indicates inefficient use of the system memory. In addition, return to a given figure is not convenient and the drawing speed should be enhanced. For example, typical dual pie chart drawn on the CRT took approximately 4½ minutes. This indicated that each plot point was recalculated each time and the vectors drawn. A more efficient method is to calculate the vectors, then show the results in display memory.

The VisiCalc-Plus we tested was much more efficient. And except for the slowness of the disk system, we found that it calculated quickly and updated the display to compete with the fastest systems. We were also pleased to learn that, because of the superior HP keyboard, we could quickly perform Visicalc functions with the touch of a button.

The communications package and modem were excellent. This Bell 103A (300 baud) modem plugs into one of the expansion slots in the back of the machine and provides auto dialing and answer functions. The software package is written in BASIC with machine language I/O drivers like the Graphics Package. It allows for a ten-number phone directory that it dials by pressing a single key.

We dialed on to various network systems, including Compuserve, the Source, and a number of local bulletin boards. The only problem we encountered was that the software was incompatible with the protocol for file transfer that Compuserve expects. But we bypassed this by using the Filge command on Compuserve (Filge is the Compuserve Line Editor) to create a file and merely listed it.

With respect to the 7470A plotter. We could have devoted a single review to this device alone since it is so versatile and accurate. Basically we found that it had almost 100% repeatability on plots that were removed and replotted on the same paper. We could instruct the plotter to work any way we liked and dynamically size paper and plots. In addition, it can use any type of paper because of the microgrips.

User Comment. Generally, we give the HP-87 high marks. But we do fault it on the implementation of the disk subsystem and memory techniques used for creating CRT plots.

Though we give it a top grade on the quality of the documentation, we would have liked in-depth technical detail on the hardware and software, as well as a full discussion of the internal operation of the machine, including timing considerations, and greater details on the HP-IB.

If you want a high-speed multiprocessing/multiuser system, skip the HP-87. But should you be doing design work in any discipline or solving business problems, then take a careful look at this machine. And for applications requiring sampling of data from a variety of test equipment, including DVMS, gas chronographs, and even spectrometers, you'll find that the series 80 machines with the HP-IB are well-suited. In addition, over 1000 programs are available from a variety of sources, including the HP software library, to support the machine.

HP-86. This is the lowest cost desktop computer in the Hewlett-Packard line, with a suggested price of \$1795. It represents HP's entry into a price range where they have never sold computer equipment before. Nevertheless, it is an attractive, well-built unit with the appearance of high quality that we have come to associate with Hewlett-Packard.

The HP-86 features an integrated video interface for connecting either

an HP-82912A Monitor (9", \$295), an HP-82913A Monitor (12", \$325), or any compatible video monitor. It is supplied with 60K of user memory, expandable in increments of 32K (at \$295), 64K (\$450), and 128K (\$795) bytes to a maximum of 572K bytes. The HP-86 uses the HP-91030A Flexible Disk Drive, which can only be used with HP-86 because the drives derive their power from the computer. Though the drives are not interchangeable with those used on other HP computers, the diskettes used are the same as those in the HP-82900 Series Disk Drives and they are interchangeable with other Hewlett-Packard units. The HP-86 uses the same HP BASIC and application programs that are supplied for the HP-87; so our previous comments concerning the excellent quality of the BASIC and the graphics capability are also applicable to the HP-86.

Hewlett-Packard BASIC contains such features as four variable types, simple numeric, simple string, numeric array, and string array. The arrays can be either one- or two-dimensional. There are three types of numeric precision: integer, short, and real (full). Multi-character labels enable the programmer to reference program lines by name in branching statements.

The HP-82913A Monitor supplied with the test unit was a 12" video monitor, with a green hue and clear character display.

When the HP-87 was tested, CP/M was not available. However, it became available for the HP-86 and it was tested with this unit. CP/M is the same for both HP-86



The HP-86 with a monitor, disk drive and printer.

...HP COMPUTERS

and HP-87, so the results are applicable to both computers. Since CP/M has been available for the HP-87/86 computers, a large body of application software from other sources has been converted to run with these machines. We tested both the HP version of CP/M and Wordstar and dBase II. We also tested VisiCalc Plus for the HP-86/87.

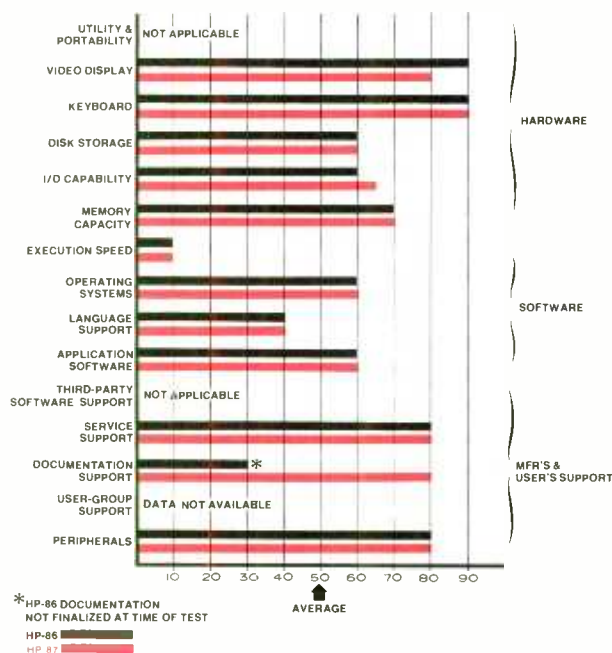
As in the HP-87, the HP-86 has slots in the rear panel for various plug-in modules to extend the capability of the computer. These include the HP-87 memory modules, the Modem Module, the ROM Drawer which holds the I/O ROMS, mass storage ROMS, and other peripheral driver ROMS. The HP-86 is also capable of running the CP/M operating system when the CP/M plug-in module is installed.

The keyboard has an excellent "feel" and is equipped with 14 user-defined keys to provide program controls and typing aids. Eight large keys at the top of the keyboard contain the HP-86/87 default typing aids. These are identified by a removable label that can be replaced if the keys are redefined by the user. The system control keys,

such as PRINTER IS and CRT IS are described in the preceding HP-87 review. There is also a full numeric key pad and six cursor-control keys located at the upper right of the keyboard.

VisiCalc Plus is a version of the familiar electronic spreadsheet program designed to run on the HP-86/87 Series of desktop computers. While this is not a review of the software system, we found that the large memory capacity of the HP-86 (we were supplied with the 128K memory extension) made an extra large VisiCalc matrix size possible. Having become accustomed to using this program on computers with limited user memory, we found that the large memory freed VisiCalc to handle much larger jobs. Although the software runs a little slower on the HP-86, it may be the answer to users who feel memory-bound while using VisiCalc.

The "Plus" portion of the software system consists of four separate programs that allow you to use information from VisiCalc to generate training aids, overhead projector slides, charts, and any other form of graphs and plots. The graphs can be clear, cross-hatched, or shaded. A choice of eight plotter pen colors makes the graphs colorful. Graphs can be created on either



Comparative analysis of the HP-86 and HP-87.

Become a Recording Engineer.



Learn in

- Control Room & Console Labs
- Studio Synthesizer Lab
- Audio Fundamentals Lab
- Digital Logic Lab
- Disc Cutting Lab

Obtain your Diploma in Multi-track Recording Technology

in one year, or credit toward a B. S. Degree.

Winter '83 Quarter starts Monday, January 3rd.

Spring '83 Quarter starts Thursday, March 24th.

Call or write for 24-pg. illustrated brochure

212/677-7580 or
1-800/847-4187
(Toll-free outside of N.Y. State)



Institute of Audio Research

64 University Place
Greenwich Village
New York, N.Y. 10003

Established 1969

Licensed by N.Y. State Dept. of Education
Approved for Veterans Training

a peripheral plotter such as the HP-7470A or the video display screen.

The HP-82900A CP/M System is an implementation of the Digital Research operating system that has been configured for the HP-87/86 Computers. It consists of the CP/M Module, which contains a Z80 microprocessor, 64K of RAM memory, a 2K "Boot" ROM, and I/O circuits to interface the module with the HP-86 bus. When the CP/M is installed and booted, it takes control of the computer and turns it into a 64K CP/M based Z80 Computer. CP/M occupies approximately 8K, leaving 56K bytes of memory available to the user. If one of the HP-86 Memory Modules is installed (such as the 128K module) it doesn't add anything to the systems; the maximum memory that is effective is the 64K in the CP/M module.

The software is contained on a 5¼" disk and although the system is compatible with 8" drives, none is supplied. The diskette is formatted in Logical Interchange Format (LIF), where the directory is only one sector long and includes three entries. The first entry is a large data file named "CP/MSYS", which includes the CP/M operating system, the CP/M directory, and the CP/M user file space. The second directory entry is a BASIC autostart program used to bootstrap the CP/M system. The third directory entry is the binary program that runs the computer while the CP/M system is running in the Module.

The CP/M system and the HP BASIC must be kept separate; no attempt must be made to save BASIC programs on a CP/M diskette or they will overwrite the CP/M system and it will be lost. This places the burden of keeping the CP/M diskettes and the BASIC diskettes separate on the user.

We have seen many versions of the CP/M system running on many different computers, but this version is certainly the slowest we have ever come across. It takes four times longer to copy a system disk using the standard CP/M PIP program

than it does for, say, the Osborne 1 Computer. It took five times as long to place the CP/M format on a diskette using the FORMAT program.

We also ran some of the application software that runs under CP/M and observed the results. The dBase II data base program ran as well as it does on any other CP/M Computer, and it performed with the accuracy that this system is known for. However, the disk access is noticeably slow during the search and sort functions. Even if you had never used dBase II, you would notice how lethargic the selection and sort processes were.

We had a lot of trouble with the version of WordStar supplied with the HP-86 since it was set up for the HP-87 and a daisy-wheel printer. We used the Install program so we could run the system on our HP-86 sample with an Epson MX-100 Printer. We discovered that, while the word processor would run in video mode, it would not talk to our Epson printer. We asked the people at HP for help, but nothing they could suggest worked any better than our own efforts! Finally, we fooled the system by configuring the new WordStar set up with Install to think it was outputting to a teletype connected to the CP/M List Device.

User Comment. Since the HP-86 and H-87 are members of the same family, the evaluation of one machine should be like the other. In essence, the assessments are similar, though there are some basic differences. The HP-86 is also a fine machine, with a lot of desirable characteristics. But it runs painfully slow. We ran our standard benchmark in BASIC, for example. This is a version of the Sieve of Eratosthenes, which generates the prime numbers from 0 to 1000. I/O is not a consideration in this version of the program. The Osborne 1, running Microsoft BASIC, took 24 seconds to run the program. The TRS-80 Model I, also running Microsoft (Level II) BASIC, took 26 seconds. The HP-86, running HP BASIC which should run faster because of its method of interpreting BASIC, took 58 seconds. Shame! While the

HP-86 is a good value considering the low basic price for a Hewlett-Packard Marque, HP should be able to improve the machine's performance. The method of disk access as well as the general speed of the CP/M operation indicate that not enough thought was put into this offering by one of the world's leading computer manufacturers.

Conclusion. Both of the new Hewlett-Packard computers reviewed here make valid contributions to extending the breadth of the company's desktop computer product line—the Model HP-87 at the high end and the Model HP-86 at the lowest end.

We cannot escape the feeling in comparing the two that they are more than simply members of the same family, however. That's because the HP-86 can be brought up so close to what the HP-87 is by plugging in a variety of modules. There's not that much difference in overall performance when similarly equipped. In essence, then, the HP-86 might be considered to be close to a stripped-down HP-87, though the lower-cost one uses a different video monitor.

So if you want a Hewlett-Packard desktop computer that resembles other desktops at a rock-bottom price, and don't really need all that extra computing power and functions right now but know you can get it later, you may well consider the HP-86. For the most that HP has in desktop computing power and built-in versatility, the laboratory/design-engineer oriented HP-87 might do well for you.

As with most products there are tradeoffs, some of which show up in the rating chart that accompanies this report, and others that crop up in our discussions. You'll have to weigh the pluses and the minuses cited against your needs, of course. In general, though, we feel that we cannot sing the praises for these two models quite as loudly as we had hoped we could. One doesn't expect to hear a clock tick in a Rolls Royce, you know. But you are getting highest quality in terms of construction and dependability.

—Carl Warren and Stan Veit

CIRCLE NO. 103 ON FREE INFORMATION CARD

DX LISTENING

Recommended Shortwave Programs, Part 2 Continued from November

By Glenn Hauser

GMT	Station	Program & Frequencies
TUESDAY		
0010-0028	Kol Yisrael	Spectrum; 15585, 11640, 9815 (also 0210)
0010-0035	R. Japan	DX Corner Crossroads; 17825, 21610 (also 0155)
0030-0059	BBC	Comedy Series; 15260, 9410, 7325, 6175, 6120, 5975
0100-0109	BBC	Waveguide; (as above)
0130-0150	R. Australia	Arts News; 21740
0230-0300	HCJB	DX Party Line; 15155, 9745 (also 0630)
0430-0450	R. Australia	Arts News; 17795, 15320
0630-0659	BBC	Jazz for the Asking; 15070, 11955, 9510, 9410, 6175
0730-0750	R. Australia	Arts News; 11775, 9570
1115-1124	BBC	Letter from London; 21710, 21660, 15070, 11775, 9510, 6195
1210-1230	R. Finland	Air Mail; 15400, 21475 (also 1310, 1410)
1211-1226	R. Moscow	Roundabout the Soviet Union; 9600
1215-1244	BBC	Promenade Concerts; 21710, 21660, 15070, 11775, 9510
1235-1245	R. Australia	Industrial Design; 9580; 5995
1413-1427	R. Sweden	Sweden Calling DXers; 21615
1430-1459	BBC	Thirty Minute Theatre; 21710, 21660, 15070, 11750
2045-2114	BBC	Thirty Minute Theatre; 15260, 15070, 12095, 11750
2115-2200	BBC	Calling the Falklands; 15400, 11820
2130-2145	SPLAJOB, Libya	The Eternal Jerusalem; 11815
2313-2327	R. Sweden	Sweden Calling DXers; 11705; 9695
2330-2359	BBC	Meridian; 15260, 9590, 9410, 7325, 6175, 6120, 5975
WEDNESDAY		
0005-0035	R. Japan	One in a Hundred Million; Our Heritage; 17825, 21610 (also 0150)
0130-0158	R. Budapest	Hungarian History; 11910, 9835, 9585
0145-0159	BBC	Report on Religion; 15260, 7325, 6175, 6120, 5975
0230-0259	BBC	Thirty Minute Theatre; 15070, 9410, 7325, 6175, 6120, 5975
0243-0258	R. Sweden	Sweden Calling DXers; 11705, 9695
0330-0359	BBC	Discovery; 9410, 6175, 5975, 6120
0400-0412	R. Budapest	Calling DXers & Radio Amateurs; 11910, 9835, 9585
0430-0439	BBC	Waveguide; 9510, 9410, 6175, 5975
0530-0559	AFRTS	Science Editor; Meet the Author/News-maker; 6030 (also 1030)
0540-0554	R. New Zealand	Letter from America; 17705, 15485
0605-0650	R. Cook Islands	Superstars; 11760
0630-0659	BBC	Prom Concerts; 11955, 9640, 9510, 6175
0730-0739	BBC	Letter from London; 11955, 9640, 9510
0745-0759	BBC	Report on Religion; (as above)
0830-0859	BBC	Quiz programs; (as above)
1115-1129	BBC	Listening Post; 21710, 21660, 11775, 11750, 9510, 6195
1130-1159	BBC	Meridian; (as above)
1215-1244	BBC	Nature Notebook; Farming World; (as above)
1245-1255	R. Australia	Tale of the Open Road; 9580, 5995
1315-1340	R. Japan	Science & Industry Journal; Japan Today; 9505, 11815
1330-1414	BBC	Radio Theatre; 21710, 21660, 15070, 11750

1415-1429	BBC	Report on Religion; (as above)
1430-1459	BBC	Man, Myth and Music; 25650, 21710, 21660
1629-1644	BBC	Arts & Africa; 21470 (also 1729)
1734-1743	BBC	Waveguide; 21710
2030-2059	BBC	Assignment; 15260, 15070, 12095
2130-2159	BBC	Jazz for the Asking; 15260, 15070, 12095, 9410

THURSDAY

0020-0035	R. Japan	Japan Today; 17825, 21610 (also 0205)
0030-0044	BBC	Listening Post; 15260, 9410, 7325, 6175, 6120, 5975
0045-0114	BBC	Pageant of the Past; (as above)
0130-0150	R. Australia	Jazz Australia; 21740
0230-0259	HCJB	Program Notes; Música del Ecuador; 15155, 9745
0230-0259	BBC	Assignment; 9410, 7325, 6175, 6120, 5975
0430-0450	R. Australia	Jazz Australia; 17795, 15320
0630-0659	BBC	Nature Notebook; Farming World; 15070, 9510, 9410, 6175
0730-0750	R. Australia	Jazz Australia; 11775, 9570
1130-1159	BBC	Assignment; 25650, 21710, 21660, 11775, 11750, 9510 (also 1615)
1225-1255	R. Peking	Culture in China; 9820
1238-1244	R. Australia	CSIRO Newswire; 9580, 5995
1303-1313	R. RSA	DX Corner; 25790, 21535
1315-1325	R. Japan	Japan Cyclopedica; 9505; 11815
1430-1459	BBC	Discovery; 21710, 21660, 11750, 15070
1831-1859	R. Moscow	Folk Box; 11840
2049-2119	R. Nederland	Media Network; 21685, 17695, 17605, 15220, 9715
2115-2159	BBC	Calling the Falklands; 15400, 11820
2119-2129	BBC	Program Previews; 15260, 15070, 12095, 11750
2330-2359	BBC	Meridian; 15260, 9590, 9410, 7325, 6175, 6120, 5975

FRIDAY

0000-0030	HCJB	Sellecciones Interamericanas; 11960
0010-0020	R. Japan	Japan Cyclopedica; 17825, 21610 (also 0155)
0010-0030	Kol Yisrael	Studio Three; Frequency Schedule; 15585, 11640, 9815 (also 0210)
0015-0030	R. Moscow	Science & Engineering; 9600 (also 0215)
0025-0055	R. Peking	Culture in China; 17855, 17680, 15120 (also 0125, 0225, 0325, 0425)
0030-0114	BBC	Radio Theatre; 15260, 15070, 11835, 9410, 7325, 6175, 6120, 5975
0115-0130	RAE, Argentina	DX program 11710 (also 0245, 0445)
0130-0150	R. Australia	Bill Belcher's Band Bazaar; 21740
0149-0159	BBC	Program Previews; 15260, 7325, 6175, 6120, 5975
0230-0259	BBC	Features; 9410, 7325, 6175, 6120, 5975
0249-0322	R. Nederland	Media Network; 9590, 6165 (also 0549)
0300-0330	R. Australia	Calling Antarctica; 17750
0330-0359	BBC	Business Matters; 9410, 7325, 6175, 6120, 5975
0430-0439	BBC	Letter from London; 9510, 9410, 6175, 5975
0430-0450	R. Australia	Bill Belcher's Band Bazaar; 17795, 15320
0534-0559	AFRTS	Capitol Cloakroom; Letters to CBS; 6030 (also 1034)
0630-0640	R. Australia	Letters to the Editor; 11775
0630-0659	BBC	Fiesta; 15070, 11955, 9510, 6175
0730-0750	R. Australia	Bill Belcher's Band Bazaar; 11775, 9570
0800-	KTWR	Dateline Guam and the World; 11840
0830-0859	BBC	Comedy series; 9510, 9640, 11955, 15070
1115-1124	BBC	Program Previews; 21710, 21660, 11775, 11750, 9510, 6195

...DX LISTENING

1130-1159	BBC	Meridian; (as above)
1215-1245	R. Peking	Profile; the Land and the People; 9820
1215-1244	BBC	Jazz for the Asking; 21710, 21660, 11775, 11750, 9510
1240-1255	R. Australia	Letters to the Editor; 9580, 5995
1330-1414	BBC	Features; 25650, 21710, 21660 11750
1415-1429	BBC	Letterbox; 21710, 21660, 15070, 11750
1615-1644	BBC	Science in Action; 21710, 21660, 17830, 15260
2145-2154	BBC	Letter from London; 15260, 15070, 12095, 11750
2030-2059	BBC	Pageant of the Past; 15260, 15070, 12095
2145-2159	HCJB	Música del Ecuador; 21477.5
2240-2257	Kol Yisrael	Shabbat Shalom; 15585, 11640, 9815
2315-2329	BBC	From the Weeklies; 15260, 15070, 9590, 9410, 7325, 6175, 6120, 5975
2330-2359	BBC	Thirty Minute Theatre; (as above)

MULTI-DAY

0012-0027	R. Australia	Four Corners; 21740 Mon-Fri
0015-0029	BBC	Radio Newsreel; 15260, 9590, 9410, 7325, 6175, 6120, 5975
0030-0100	VOA	Magazine Show; 17640, 9650, 6130, 5995 Tue-Sat
0100-0200	R. Zinica	Revolution Now; 6120 Tue-Sat
0115-0144	BBC	Outlook; 15260, 9410, 7325, 6175, 5975 Tue-Sat
0125-0130	HCJB	Latin American News; 15155, 9745 Tue-Sat
0125-0135	R. Moscow	Vladimir Pozner's Daily Talk; 9600 (also 0325)
0130-0135	AFRTS	The Rest of the Story. 21570, 6030 Tue-Sat
0145-0159	BBC	The World Today; 9410 Tue-Fri
0145-0200	Deutsche Welle	Musik; 15410, 11795, 9735, 6075 Tue-Sun
0150-0213	Swiss R. Int'l	Dateline; 15305, 11715, 9725, 6135 Tue-Sat (also 0435)
0204-0259	CBC No. Service	As It Happens; 9625, 6195 Tue-Sat
0209-0215	BBC	British Press Review; 15260, 9410, 7325, 6175, 6120, 5975
0212-0225	R. Australia	Four Corners; 21740, 17795 Mon-Fri
0215-0229	BBC	Radio Newsreel; 9410 Tue-Sat
0230-0245	AFRTS	The World Tonight; 21570, 6030 Tue-Sat
0300-0359	CBC No. Service	Jazz; 9625, 6195 Tue-Sat
0309-0329	BBC	News About Britain; World Today; 9410, 7325, 6175, 6120, 5975 Tue-Sat
0330-0345	AFRTS	Commentaries; 6030 Tue-Sat
0340-0400	Deutsche Welle	Musik; 9735, 6145, 6085, 6075 Tue-Sat
0345-0359	V. of Yerevan	Music & News; 17870
0358-0359	R. Australia	Jacko; 17795
0400-0429	BBC	Newsdesk; 9410, 6175, 6120, 5975
0403-0500	R. New Zealand	Music for Pleasure; 17705, 15485 Mon-Fri
0435-0445	AFRTS	Rather; Reasoner; 6030 Tue-Sat
0445-0454	BBC	Financial News; 9510, 9410, 6175, 5975 Tue-Sun
0454-0459	BBC	Reflections; (as above)
0509-0529	BBC	Twenty-four Hours; 9510, 9410, 6175, 6975 Mon-Fri
0545-0559	BBC	The World Today; 15070, 9510, 9410, 6175, 5975 Tue-Sat
0555-0600	HCJB	Latin American News; 11910, 6095, 9745 Tue-Sat
0600-0630	BBC	Newsdesk; 15070, 9510, 9410, 6175, 5975
0610-0630	R. New Zealand	Checkpoint; 17705, 15485 Mon-Fri
0635-	AFRTS	Program Notes; 6030 Tue-Sat
0658-0659	R. Australia	Jacko; 11775, 9570
0709-0729	BBC	Twenty-four Hours; 15070, 11955, 9640, 9510, 6175 Mon-Fri
0809-0814	BBC	Reflections; 15070, 11955, 9640, 9510, 6175
0830-0840	R. Australia	Australian News; 11775, 9570
0909-0915	BBC	British Press Review; 15070, 11955, 9510, 6195

0915-0929	BBC	The World Today; 15070, 11750, 9740
1035-1059	Far East Network	Oldtime Radio; 15260, 11750, 6155, 3910 Mon-Fri
1058-1059	R. Australia	Jacko; 9580
1100-1159	AFRTS	Morning Edition; 15430, 15330, 11805, 9700, 6030 Mon-Fri
1109-1115	BBC	News About Britain; 21710, 21660 11775, 11750, 9510, 6195
1110-1125	R. Australia	Australian Insight; 9580 Mon-Fri
1200-1214	BBC	Radio Newsreel; 21710, 21660, 11775, 11750, 9510 Mon-Sat
1200-1259	AFRTS	Morning Edition; 15430, 15330, 11805, 9700 Mon-Fri
1212-1227	R. Australia	Four Corners; 9580, 5995 Mon-Fri
1230-1240	R. Australia	Australian News; 9580, 5995
1258-1259	R. Australia	Jacko; 17795
1300-1320	R. Canada Int'l	World at Eight; 17820, 15440, 11955 Mon-Fri
1309-1329	BBC	Twenty-four Hours; 21710, 21660, 11775, 11750, 9510 Mon-Fri
1320-1343	Swiss R. Int'l	Dateline; 25780, 21570 Mon-Fri (also 1535)
1330-1345	AFRTS	World News This Morning; 15430, 15330, 11805, 9700 Mon-Fri
1345-1400	Deutsche Welle	Musik; 21560, 17845, 17715 Mon-Sat
1413-1459	CBC No. Service	Morningside; 11720, 9625 Mon-Fri
1449-1459	AFRTS	First Line Report; Newsbreak; 15430, 15330, 11805, 9700 (also 1749) Mon-Fri
1500-1514	BBC	Radio Newsreel; 21710, 21660, 15070 (Sat & Sun also 17830, 15260)
1515-1559	BBC	Outlook; (as above) Mon-Fri
1530-1545	AFRTS	World News Roundup; 15430, 11805, 9700, 15330 Mon-Fri
1540-1600	Deutsche Welle	Musik; 21560 Mon-Fri
1615-1630	BBC	Focus on Africa; 21470 Mon-Fri
1630-1645	AFRTS	Spectrum; Jack Anderson; 15430, 15330, 11805 Mon-Sat
1645-1659	BBC	The World Today; 21710, 21660, 17830, 15260 Mon-Fri
1709-1723	BBC	Focus on Africa; 21470 Mon-Fri
1745-1800	Deutsche Welle	Musik; 21560 Mon-Sat
1800-1900	HCJB	En la Sala de Conciertos; 15160
1835-	AFRTS	Program Notes; 15430, 15345, 15330 Mon-Fri
1915-1930	HCJB	Música Latinoamericana; 15160 Mon-Fri
1917-1929	AFRTS	Paul Harvey; 21570, 15430, 15345, 15330 Mon-Sat (also 2117)
1940-2000	Deutsche Welle	Musik; 21600, 21500 Mon-Fri
2009-2029	BBC	Twenty-four Hours; 15260, 15070, 12095, 11750 Mon-Fri
2030-2035	AFRTS	Rest of the Story; 21570, 15430, 15345, 15330 Mon-Fri
2130-2145	AFRTS	Commentaries; (as above)
2145-2200	Deutsche Welle	Musik; 17810, 17795, 15275 Mon-Sat
2200-2229	R. Canada Int'l	The World at Six; 15325, 17875 Mon-Fri
2200-2329	AFRTS	All Things Considered; 21570, 15430, 15330 Mon-Fri (Sat & Sun 2200-2259)
2205-2230	Austrian R.	Musik; 11665, 15200
2209-2223	BBC	The World Today; 15260, 15070, 12095, 11750, 9410 Mon-Fri
2230-2257	R. Canada Int'l	As It Happens; 15325, 17875 Mon-Fri
2239-2244	BBC	Reflections; 15260, 15070, 12095, 11750, 9410
2255-	RAI, Italy	Musica; 11800, 9575 (length varies)
2300-2329	R. Canada Int'l	The World at Six; 11850, 5960 Mon-Fri
2309-2315	BBC	Commentary; 15260, 15070, 9590, 9410, 7325, 6175, 6120, 5975
2325-2335	R. Moscow	Vladimir Pozner's Daily Talk; 9610
2330-2350	AFRTS	The World Today; 21570, 15430, 15330 Mon-Fri
2330-2459	R. Canada Int'l	As It Happens; 11850, 5960 Mon-Fri
2340-2400	Deutsche Welle	Musik; 17860, 15410, 9735, 6075 Mon-Fri

Note: This listing deliberately omits regular newscasts, which almost always are on the hour or at opening of transmissions, as listed in our January and July columns. During the period of standard time, you may convert these times to local times by subtracting as follows: Newfoundland, 3½ hours; Atlantic, 4h; Eastern, 5h; Central, 6h; Mountain, 7h; Pacific, 8h; Yukon, 9h; Alaska & Hawaii, 10h; Bering, 11h.

HOBBY SCENE



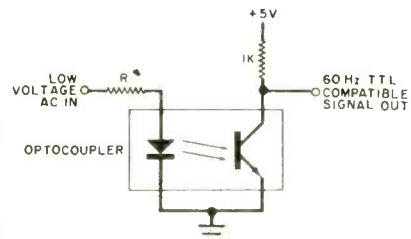
By Joe Desposito

ANOTHER TTL TRIGGER

In the March issue, we gave a circuit for obtaining a 60-Hz, TTL compatible signal. Reader John Wettroth sends the following comments:

Your circuit was fine, but there is an easier way to do it as shown below.

R* must be chosen to give the required current through the LED for reliable operation. For example, using a typical power-supply transformer delivering 7.5 V ac and a 15-mA diode current (sufficient for most optocouplers), R* is approximately equal to 0.5 kilohms.



Some other nice features of the circuit are: 1) by connecting two of the above circuits to the same ac input with their diodes reversed, two signals 180° out of phase can be obtained; 2) if you use a neon-input optocoupler (Clairex makes many or a hobbyist could build one), the idea would work directly from the line and is isolated! It might be necessary to also insert a diode in series with the neon lamp or you'll get a 120-Hz output (desirable for some designs).

One thing to watch is the maximum reverse voltage on the LED in

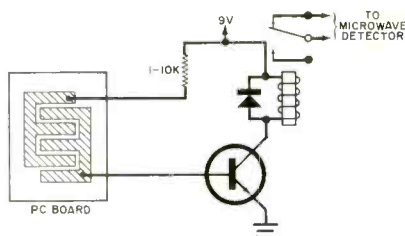
the isolator (many are about 5 V). This is easily remedied with a series conventional diode or a parallel reverse-biased diode.

Thanks for the contribution.

MICROWAVE SHUTOFF

Q. I have several microwave detectors outside to let me know when someone approaches the front or back doors of the house. However, they will give a "false" alarm when it rains. I need a circuit that can turn off power to the detectors when it is raining hard enough to make them false. When the rain stops, the power would be restored.—R.J., Clayton, MO.

A. A simple way to detect rainfall is with the transistor circuit shown below.



low. Connect the two wires to a pc board that has an interleaved pattern. Mount the board on an angle. When it rains, the wires will conduct, turn the transistor on, and energize the relay.

CAPACITOR RATINGS

Q. I am building a project and need a capacitor that can carry 3 A at 125 V. I can find capacitors rated for 125 V but how can I find one that will carry 3 A?—Jerry R. Lane, New York, N.Y.

A. Don't knock yourself out looking for current ratings on capacitors—they don't exist. If you can find a capacitor with the correct voltage rating, use it.

Have a problem or question in circuitry, components, parts availability, etc.? Send it to the Hobby Scene Editor, COMPUTERS & ELECTRONICS, One Park Ave., New York, NY 10016. Though all letters can't be answered individually, those with wide interest will be published.

CABLE TV

CONVERTERS DESCRAMBLERS

Largest Selection
of Equipment Available
\$ Buy Warehouse Direct & Save \$



36 channel
converter
\$45⁹⁵

36 channel
wired remote
converter
only
\$88⁹⁵



Send \$2 for complete catalog
of converters and unscramblers

Quantity Discounts • Visa • Master Charge
Add 5% shipping—Mich. residents add 4% sales tax

C&D Electronics, Inc.
P.O. Box 21, Jenison, MI 49428
(616) 669-2440

SEE YOUR DEALER TODAY

FROM

'Firestik'
ANTENNAS
ACCESSORIES

HERE'S A TIP
THAT'S PERFECT!
AM/FM AUTO RADIO
AND CB

'Firestik' II
GOLDEN SERIES

BARE-HANDS TUNABLE
"NO TOOLS NEEDED"
HIGH PERFORMANCE ANTENNAS

ALSO ANTENNAS FOR
CORDLESS TELEPHONES
MONITOR SCANNERS

Dealer & Distributor Inquiries Invited
SEND FOR FREE CATALOG

'Firestik' Antenna Company
2614 East Adams/Phoenix, AZ 85034

Name _____
Street _____
City _____
State _____ Zip _____

Serving the CB and
Communications Market Since 1962.

5-YEAR REPLACEMENT WARRANTY

CIRCLE NO. 43 ON FREE INFORMATION CARD

COMPUTER BITS

About that Card File...

By Carl Warren

"STUFFED in shoe boxes and stacked on shelves, or sometimes just lying around," was the way my friend Jack described his index-card file of model railroad vendors and hobbyists. Jack has, I guess, been fooling around with model trains for at least the 15 years that I've known him. And he always complained that he could never find the right company or address when he wanted it. Well, I've always sympathized with Jack and through the years have tried a number of ways to help him solve the problem.

Before personal computers came on the scene, we worked out a filing

method using punched paper tape and a Teletype reader. It was quite slow but it was the best we could do at the time. We stuck with paper tape until late 1977, when we heard about an audio-tape controller that we could use with our home-brew S-100 bus system. We put all the information on inexpensive audio tape and used BASIC to write some unique programs that gave search capability and a better way of entering and storing data.

Our next step was to purchase a high-speed tape system and use a more sophisticated BASIC. I was able to write a BASIC database-management system that used multiple indexes and provided rapid search functions. We eventually switched to floppies, which, of course, greatly increased the speed of operations. Most recently we dramatically improved the software

end of the system. We implemented Ashton-Tate's database system *dBase II*.

This is the relational database that I reviewed in this column several months ago. The latest, version 2.03, has a number of enhancements, such as allowing the use of as many as seven index files, memory functions similar to peek and poke, and a function to call machine language subroutines.

Because *dBase II*'s command structure is very straightforward, we were able to translate the bulk of our database management system from BASIC to *dBase*, and at the same time reduce its size. We also found that we could be extremely elegant in the design.

One problem we had using BASIC, even after switching to a disk system, was queuing up a list of names. Typically, what Jack likes to

We accept VISA, MC, C.O.D., CHECK or M.O.

FIRST QUALITY COMPONENTS - NOT MAIL ORDER "SECONDS"

Min. order \$10.00 - add 5% Shpg and \$1.00 Ins

ARIES ZERO INSERTION FORCE SOCKETS -



cam actuated, true zero insertion - tin plated solder tail pins capable of being plugged into dip sockets, including wire wrap

Stock No	No Pins	1-24	25-50
11055	24	\$ 4.35	\$ 3.90
11056	28	4.50	4.05
11057	40	5.95	5.35
11058	64	10.50	9.45

RESISTOR ASSORTMENT 82508 - 700 pcs (1 each below assortment) \$22.50

Stock No. 82501 10 ea. of 10-12-15-18-22-27-33-39-47-56 OHM
 Stock No. 83502 10 ea. of 68-82-100-120-150-180-220-270-330-390 OHM
 Stock No. 82503 10 ea. of 470-560-680-820-1K-1.2K-1.5K-1.8K-2.2K-2.7 OHM
 Stock No. 82504 10 ea. of 3.3K-3.9K-4.7K-5.6K-6.8K-8.2K-10K-12K-15K-18K OHM
 Stock No. 82505 10 ea. of 22K-27K-33K-39K-47K-56K-68K-82K-100K-120K OHM
 Stock No. 82506 10 ea. of 150K-180K-220K-270K-330K-390K-470K-560K-680K-820K OHM
 Stock No. 82507 10 ea. of 1M-1.2M-1.5M-1.8M-2.2M-2.7M-3.3M-3.9M-4.7M-5.6M OHM

WILD ROVER

Touch switch capsule. Operating motion is .005" without the use of a levered arm. Extremely fast on and off with low noise. Normally open - rated 115 VAC, 1.6 amp/30 millihm resistance - .615 radius by .160 thick



Stock No.	1-9	10	25
12098	\$ 1.28	\$ 1.12	\$.95

60/40 ROSIN CORE SOLDER

Stock No.	Dia (feet)	Length (ft)	Price
50075	.062	9 1.5	\$1.16
50076	.062	25 4	2.39
50077	.062	50 8	4.25
50078	.032	33 1.5	1.31
50079	.032	88 5 4	2.47
50080	.032	175 8	4.57

TI WIRE WRAP SOCKETS

Tin plated phosphor bronze contact - 3 wrap



Stock No.	No Pins	1-24	25-100
11301	8	\$.45	\$.36
11302	14	.66	.59
11303	16	.72	.64
11304	18	.82	.73
11305	20	1.11	.99
11306	22	1.26	1.12
11307	24	1.41	1.25
11308	28	1.71	1.52
11309	40	2.31	2.05

TI LOW PROFILE SOCKETS

Tin plated phosphor bronze contact pins with gas-tight seal.



Stock No.	No Pins	1-24	25-100
11201	8	\$.15	\$.13
11202	14	.18	.15
11203	16	.21	.18
11204	18	.24	.21
11205	20	.27	.24
11206	22	.30	.26
11207	24	.33	.30
11208	28	.38	.34
11209	40	.53	.45

ELPAC POWER SUPPLIES - DC/DC CONVERTERS

Stock No. 13801 - "Floppy Disc" Power Supply For Winchester Drives **\$109.00**

13801-1 Data Sheet for 13801 \$ 25

SINTEC Stock No.	ELPAC Part No.	Input Voltage (VDC)	Output Voltage (VDC)	Output Current (mA)	Dimensions (HxWxD) in inches	Price
13825	CB3801	3.0-7.0	12.0-6.8	0.25	48x51x3.05	\$ 95
13828	CB3811	3.0-7.0	12.0-6.8	0.25	48x51x3.05	95
13827	CB3802	3.0-7.0	15.0-7.0	0.20	48x51x3.05	795
13828	CB3812	3.0-7.0	15.0-7.0	0.20	48x51x3.05	795
13829	CB3804	3.0-7.0	28.0-7.0	0.10	48x51x3.05	795
13830	CB3814	3.0-7.0	28.0-7.0	0.10	48x51x3.05	795
13831	CL3801	4.0-7.0	12.0-6.8	1.25	65x11.2x1.77	\$24.95
13832	CL3811	4.0-7.0	12.0-6.8	1.25	65x11.2x1.77	24.95
13833	CL3802	4.0-7.0	15.0-7.0	1.00	65x11.2x1.77	24.95
13834	CL3812	4.0-7.0	15.0-7.0	1.00	65x11.2x1.77	24.95
13835	CL3804	4.0-7.0	28.0-7.0	1.00	65x11.2x1.77	24.95
13836	CL3814	4.0-7.0	28.0-7.0	1.00	65x11.2x1.77	24.95
13825-1	DATA SHEET FOR DC/DC CONVERTERS					

Special of the Month!

MEMORY SALE!

4116-3 200NS 16K Dynamic Ram **\$2.10 ea.**
 Stock No. 47650 **8/\$15.52**

2114-L-3 300NS 4K Static Ram **\$2.45 ea.**
 Stock No. 47640 **8/\$17.84**

2716 450NS 16K Eprom **\$3.90 ea.**
 Stock No. 47632 **Any Quantity!**

MODUTEC

Miniclamp AC Volt-Ammeter allows singling one conductor out of many without disarrangement.

Stock No. AC Amperes Price
 13730 0-25A \$39.50
 13731 0-50A 39.50
 13732 0-100A 39.50

ACCESSORY LINE SPLITTER allows fast readings of AC power consumption of plug in equipment without separation of leads.
 Stock No. 13727 **\$9.95**

POCKET SIZED BATTERY TESTER for all types of small batteries from .1.5v to 4.5v
 Stock No. 13733 **\$13.95**

VOLT-ICATOR automotive diagnostic meter plugs into lighter socket and indicates battery condition and charging rates.
 Stock No. 13736 **\$15.95**

AC VOLTAGE TESTER plugs into any 110v service receptacle to check time voltage over 50-150 VAC
 Stock No. 13735 **\$14.95**

VOM-MULTITESTER versatile Volt-Ohm-Milliammeter in small package
 Stock No. 13729 **\$13.95**

ELPAC POWER SUPPLIES - SOLV SERIES FULLY REGULATED

13802-1 Data Sheet for SOLV Series

SINTEC Stock No.	ELPAC Part No.	Output Voltage	Output Current Rating	Dimensions (HxWxD) in inches	GVP	Price
13807	SOLV15-5	5	3.0A	4.7/16x4.2	Fixed included	\$39.95
13803	SOLV15-12	12	1.5A	4.7/16x4.2	Fixed included	39.95
13804	SOLV15-15	15	1.2A	4.7/16x4.2	Fixed included	39.95
13806	SOLV15-24	24	0.75A	4.7/16x4.2	Fixed included	39.95
13809	SOLV30-12	12	6.0A	5.5/8x4.7/8x3.1/8	OMP-4	59.95
13810	SOLV30-15	15	4.0A	5.5/8x4.7/8x3.1/8	OMP-4	59.95
13812	SOLV30-24	24	3.3A	5.5/8x4.7/8x3.1/8	OMP-4	59.95
13802-1	Data Sheet for SOLV Series					

PIN FORMING TOOL

puts IC's on their true row to row spacing. One side is for 300 centers. Flip tool over for devices on 600 centers. Put device in tool and squeeze.

ONE TOOL DOES 8 Thru 40 PINS!
 Stock No. 11059 **\$12.95**

OK MACHINE AND TOOL

IC INSERTION/EXTRACTION KIT

Includes DIP IC extractors and inserters to accommodate all ICs from 14 to 40 pins. Tools that engage conductive surfaces are CMOS safe and include ground lugs.
 Stock No. 13309 **\$37.74**

SOCKET WRAP-UP

DIP socket sized plastic panels with numbered holes in pin locations. Slip onto socket before wire wrapping to identify pins. Also write on them for location. IC part number, function etc. Simplifies initial wire wrapping trouble-shooting and repair.
 \$1.82 per pack of 10

IC EXTRACTOR

One-piece, spring steel construction. Will extract all LSI, MSI and SSL devices with 8 to 24 pins.
 Stock No. 13313 **\$2.10**

SINTEC co. Drawer Q Milford NJ 08848-9990 **TOLL 800-526-5960 FREE in NJ (201) 996-4093** Send for Free Catalog - over 1100 parts.

do after a model RR convention is enter the names of fellow hobbyists or manufacturers into the database. What happens is that the database ends up with a number of duplicates.

At first we tried to solve the problem by making a copy of the existing database and comparing it with the original, looking for matches on company and contact names. Each time a match was found, we were given the chance to delete it or save it (the desired record was written to a new file). With a clean database, we re-indexed by company name, contact, and zip code, making three separate index files.

But what we finally did was write a new command file in dBase II that would count the number of occurrences of a company name, contact, or zip code and display them as a list. For example:

```
(1) A BIG TRAIN CO.
    JOE MONEYBAGS
(2) HI-HO TRAINS, INC.
    SALLY WHISTLESTOP
(3) ETC.
    WHICH RECORD DO YOU WISH?
```

Basically, the dBase structure for this was to use the database and indexes desired, ask for a company, contact, or zip code to search for, count how many times it showed up, set up a loop, display the list, ask for which one you want, find it, skip a record, end the process, and display the information. The way this looks in general form is:

```
USE Mail INDEX Mail, Name, Zip Code
ACCEPT 'Enter Company, Contact, Zip
Code You Want' TO What
WAIT
COUNT FOR Company = &What
        .OR Contact = &What
        .OR Zip = &What
*Store the count to variable count and
make a loop
*Display the data
ACCEPT 'Which Item Do You Want' TO
Where
```

```
GET Where
    FIND &What
*The above moves the pointer to the top
record of the list
*Now you move to it
DO WHILE Where < > 0
STORE Where - 1 TO Where
SKIP *This puts the pointer at the desired
record
ENDDO *End the process of location
*Display the record
DISP ON #
DISP ON Company
DISP ON Contact

DISP Phone
```

Using dBase, we now have a pretty sophisticated database management system. Recently, both Jack and I implemented our databases on the Otrona Attache personal computer. I use mine when visiting companies and have expanded the system to enter product information.

As for Jack, he seems happy with the system now but I'm sure he'll come up with something else that he wants to do with it before too long. ◊



Plus Sensational Limited-Time Savings On Ohio Scientific C1P Series personal computers, Superboard and C1P accessories, spare replacement parts, printers, monitors, integrated circuits, and other computer-related components.

To Order

Call us directly or return order coupon with your check, money order, or Mastercard or Visa Account Number. Orders will normally be shipped within 48 hours after receipt. \$100.00 minimum order.

FREE

Sampler Cassettes with each Superboard II and C1P series order!

Taxi (Game), Electronic Equations, Loan Finance, Straight and Constant Depreciation, Uneven Cash Flows

Tiger Tank, Flip Flop, (Logic Game), Hectic, Black Jack, Master Mind

Super Sale!

40% Off On Ohio Scientific Superboard II A Complete Computer System On A Board

Includes full-size 53-key keyboard, video and audio cassette interfaces; SWAP, Modem, sampler cassettes; manual; 8K BASIC-in-ROM, with 8K RAM. Requires 5-V/3 amp regulated DC power supply. 30-day limited warranty. Supply is limited. ONLY \$200.00



Cleveland Consumer Computers & Components

1333 S. Chillicothe Road, Aurora, OH 44202
TO ORDER: CALL 1-800-321-5805 TOLL FREE
(Ohio Residents Call 216-562-4136)

- SUPERBOARD II, \$200.00
- Send Detailed Catalog/Order Form

Name _____

Address _____

City _____ State _____ Zip _____

Payment by enclosed check or money order or charge to:

MasterCard VISA

Account # _____ Expiration Date _____

Total Amount Charged or Enclosed \$ _____

Ohio Residents Add 5.5% Sales Tax. All Orders Will Be Shipped Insured By UPS Unless Requested Otherwise.

CIRCLE NO. 30 ON FREE INFORMATION CARD

Rolling the Dice Subroutines for a Board Game Program

By Jim Keogh

WOULD you like to design a game for your microcomputer that would simulate the kind of games played on a board? It would be interesting to have all the fun and excitement of playing the cardboard version but on your computer. Before you start to create such a program, you must be prepared to include subroutines for a random "roll" of the dice. After all, most board games involve the

roll of a pair of dice to determine the moves.

The subroutines given here each contain a different, but variable, function that can be easily combined with your own routines to give your program that extra punch. The subroutines are designed to have your microcomputer "draw" a pair of dice on the screen. With some slight modifications you will be able to roll the dice.

First, the subroutine draws two dice on the screen, one next to the other. You will notice that they are only two squares without any dots on their faces. Since we want the dots (the values of the dice) to change with every roll, the coding for the dots is listed separately from the outline of the dice. They are added to the program listing after you enter the dice routine.

Two random number generators are used to roll the dice—one for each die. The generators are set to select a number from one to six. When these numbers are selected by the computer, the program instructs the computer to move to the line(s) containing the coding to display the number on the die.

Each time the subroutine is activated, a different pair of numbers will appear on the screen in the dice. You can activate this subroutine as part of your own board game by having the computer follow the coding in the subroutine every time it is a player's turn to play the game.

To test these routines, add the "END" command to your code. Don't forget to remove it when you incorporate the routines into your game program. ♦

TRS-80

OUTLINE OF DICE

```

1 CLS
10 FOR A = 15498 TO 15518
20 POKEA, 131
30 NEXT A
40 FOR A = 15523 TO 15543
50 POKEA, 131
60 NEXT A
70 POKE 15498,151
80 FOR A = 15562 TO 15818 STEP 64
90 POKE A, 149
100 NEXT A
110 POKE 15518,171
120 FOR A = 15582 TO 15838 STEP 64
130 POKE A, 170
140 NEXT A
150 POKE 15818,181
170 FOR A = 15819 TO 15838
180 POKE A, 176
190 NEXT A
200 POKE 15838,186
210 FOR A = 15523 TO 15843 STEP 64
220 POKE A, 149
230 NEXT A
240 FOR A = 15543 TO 15863 STEP 64
250 POKE A, 170
260 NEXT A
270 FOR A = 15843 TO 15863
280 POKE A, 176
290 NEXT A
300 POKE 15863,186
310 POKE 15543,171
320 POKE 15523,151
330 POKE 15843,181
    
```

VALUES FOR LEFT DIE

```

1 = POKE 15700,131
2 = POKE 15565,140
   POKE 15771,140
3 = POKE 15565,140
   POKE 15771,140
    
```


```

   POKE 15700,131
4 = POKE 15565,140
   POKE 15771,140
   POKE 15757,140
   POKE 15579,140
5 = POKE 15565,140
   POKE 15771,140
   POKE 15757,140
   POKE 15579,140
   POKE 15700,131
6 = POKE 15565,140
   POKE 15771,140
   POKE 15757,140
   POKE 15579,140
   POKE 15693,131
   POKE 15707,131
    
```

VALUES FOR RIGHT DIE

```

1 = POKE 15725,131
2 = POKE 15590,176
   POKE 15796,140
3 = POKE 15590,176
   POKE 15725,131
   POKE 15796,140
4 = POKE 15590,176
   POKE 15796,140
   POKE 15782,140
   POKE 15604,176
5 = POKE 15590,176
   POKE 15725,131
   POKE 15796,140
   POKE 15782,140
   POKE 15604,176
6 = POKE 15590,140
   POKE 15796,140
   POKE 15782,140
   POKE 15604,176
   POKE 15718,131
   POKE 15732,131
    
```



APPLE II

OUTLINE OF DICE

```

10 HLIN 4, 18 AT 5
20 HLIN 4, 18 AT 19
30 VLIN 5, 19 AT 4
40 VLIN 5, 19 AT 18
50 HLIN 23, 37 AT 5
60 HLIN 23, 37 AT 19
70 VLIN 5, 19 AT 23
80 VLIN 5, 19 AT 37
    
```

VALUES FOR LEFT DIE

```

1 = PLOT 11, 12,
2 = PLOT 6, 7
   PLOT 16, 17
3 = PLOT 11, 12
   PLOT 6, 7
   PLOT 16, 17
4 = PLOT 6, 7
   PLOT 16, 17
   PLOT 16, 7
   PLOT 6, 17
5 = PLOT 11, 12
   PLOT 6, 7
   PLOT 16, 17
   PLOT 16, 7
6 = PLOT 6, 12
    
```

```

PLOT 16, 12
PLOT 6, 7
PLOT 16, 17
PLOT 16, 7
PLOT 6, 17
    
```

VALUES FOR RIGHT DIE

```

1 = PLOT 30, 12
2 = PLOT 25, 7
   PLOT 35, 17
3 = PLOT 30, 12
   PLOT 25, 7
   PLOT 35, 17
4 = PLOT 25, 17
   PLOT 35, 7
   PLOT 25, 7
   PLOT 35, 17
5 = PLOT 30, 12
   PLOT 25, 17
   PLOT 35, 7
   PLOT 25, 7
   PLOT 35, 17
6 = PLOT 25, 12
   PLOT 35, 12
   PLOT 25, 17
   PLOT 35, 7
   PLOT 25, 7
   PLOT 35, 17
    
```

COMPUTER HOTLINE

Answering your questions on computers and their use

By Stan Veit

IN THIS column, we select questions from readers that we feel will be most useful and answer them as best we can. We cannot, of course, answer all of the questions we receive on an individual basis, but here are some recent queries sent to the magazine. If you have a question, address it to the "Computer Hotline."

STRANGE HAPPENINGS IN APPLE

Q: *Strange things are happening to my Apple computer. I have the Language Card, Serial I/O Card and 80-Column Card installed—in addition to the disk controller. I use the computer a lot and it always works like a charm. However, every once in a while, something just stops running. I turn off the machine and pull the offending card, look at it, and put it back. Nine out of ten times it works after that! My dealer says this is common and he just cleans off the plug-in contacts on the board. Sometimes just pulling the board and replacing it is enough. My friends with TRS-80 Mod I tell me that they have card edge contacts that are not gold-plated and it is even worse. Can you explain what is happening?—Bob Paul, Orlando, FL.*

A: There are several explanations for this problem, but the most reasonable is "There is a Fungus Among Us." There are airborne spores such as yeast that can land on electrical contacts—and they grow there. Possibly they are attracted by the potential on the contacts. These fungi flourish in humid climates and they can form an insulating but invisible coating on the contacts. In this they can even push the contacts apart! Removing the boards and cleaning them usually works. Don't

forget to turn off the computer before you pull any boards.

OSBORNE MODEM

Q: *I am tired of waiting for the Osborne Computer Co. to come out with the long-awaited modem. I want to get on the Compuserve net. How can I do this?—Jack Depler, Kansas City, MO.*

A: You can use any acoustic-coupler modem and connect an RS232 cable from the serial I/O port to the modem. You will also need communications software. The Micro Link by Wordcraft is distributed by Osborne for its computer. It is priced at \$89.

WHAT KIND OF DISPLAY?

Q: *I am considering purchase of an IBM-PC Computer. However, I am confused as to what kind of video display to order. Can you solve my problem? Can I use an r-f modulator and my TV set? Should I get either their color interface and monitor or a monochrome interface and monitor? I will mainly use my computer for business and word processing—Robert Simmons, Westwood, NJ*

A: To start with, forget about the r-f modulator and use your TV set for watching TV. The modulator/TV works OK for games, but is not intended for serious computer work. If you are going to do a lot of graphics and little text, then you can go with a color interface and monitor. It has the complete character set on it and you can use it for alphanumeric. However, characters on a color monitor are not real sharp, and I have looked at several rather expensive ones.

If you are going to use IBM boards, and you eliminate the monochrome display/printer adapter in favor of the color graphics adapter board, you are going to add a separate printer adapter board. This is because the printer interface is on the monochrome board. If you are going to use the computer for text and numbers, get the monochrome display/printer

NEW INDOOR ACTIVE ANTENNA

Covers 300 KHz - 30 MHz. For SWL, BCL, VLF DXers.

Rivals long wires

\$79⁹⁵ (+ \$4.00 shipping)



MFJ-1020 NEW INDOOR ACTIVE ANTENNA sits on your desk ready to listen to the world. Rivals, can often exceed, reception of outside long wire. Unique **Tuned Active Antenna** minimizes intermod, provides RF selectivity, reduces noise outside tuned band. Also use as preselector for external antenna. Covers 300 KHz to 30 MHz in 5 bands. Adjustable telescoping antenna. Controls: Tune, Band Selector, Gain, On-Off/Bypass. LED. FET, bipolar circuitry. Phono jack for external ant. 6x2x6 in. 9-12 VDC or 9 V battery for portable use. 110 VAC with optional AC adapter, MFJ-1312, \$9.95.

Order from MFJ and try it. If not delighted, return it within 30 days for refund (less shipping). **One year unconditional guarantee.**

Order today. Call TOLL FREE 800-647-1800. Charge VISA, MC. Or mail check, money order.

Write for free catalog.

CALL TOLL FREE ... 800-647-1800

601-323-5869 in MS outside continental USA.

MFJ ENTERPRISES, INCORPORATED

921 Louisville Road, Starkville, MS 39759

CIRCLE NO. 44 ON FREE INFORMATION CARD

CALCULATOR SAVINGS

hp HEWLETT PACKARD



HP-10C Scientific \$66.95	82161A Cassette Drive \$419.95
HP-11C Programmable 79.95	82162A HP-IL Printer 379.95
HP-12C Financial 114.95	82163A Video Interface 249.95
Solution Bk Free with 11C/12C		Port-X-Tender to 10 pts 169.95
HP-15C Programmable 104.95	82165A GP-IO Interface 259.95
HP-16C Hexadecimal 117.95	82180A Extnd Funcins 59.95
HP-41C Alpha Prog 149.95	82181A Extnd Memory 59.95
HP-41CV Full Memory 207.95	82182A Time Module 59.95
Port-X-Tender to 10 pts 169.95	Gordon Battery System 34.95
82104A Card Reader 154.95	82183A Extnd I/O 59.95
82143A Printer 289.95	HP-41 Paces 26.95 to 64.95
82153A Wand 99.95	82184A Plotter ROM CALL
82150A Wand 99.95	82160A HP-IL Module 94.95
82151A Wand 99.95	HP-97 Desk Progrmble 599.95

Call for Low Prices on all Accessories and Software

Texas Instruments 99/4A Computer \$329.95	TI-35 \$19.95
Extended BASIC Module 74.95	TI-55-II 39.95
Peripheral Expansion Box 192.95	TI-58C 89.95
Call for low prices on all TI-99/4A products		TI-59 189.95
Get a \$20 rebate from TI with TI-59 purchase		PC-100C 169.95
\$100 rebate from TI on TI-99/4A purchase		LCD Progr. 59.95

Olivetti Praxis 35 Triple-pitch Electronic Typewriter \$429.95
Sharp PC-1211 Computer, free cassette interface 999.95
CE-122 Cassette Interface/Printer 79.95
PC-1500 Advanced Handheld Computer 209.95
CE-150 Cassette Intrfc/4-color Printer-Plotter 179.95
CE-151 4K Memory Expansion for PC-1500 59.95
CE-155 8K Memory Expansion for PC-1500 99.95
CE-158 RS-232C & Parallel Interface for PC-1500 179.95
CE-159 8K Memory Expans with Battery Back-up 139.95

Casio FX-702P Handheld Computer, 1680 Steps 999.95
FA-2 Cassette Interface for FX-702P 42.95
FP-10 Printer for FX-702P 79.95
FX-602P Alphanumeric Programmable, 512 Steps 69.95
MT-40 Keyboard with Bass and Rhythms 159.95
MT-60 Home Entertainment Keyboard 249.95
MT-70 Advanced Memory Keyboard 299.95
CT-701 Advanced Electronic Organ with Memory 729.95
CT-1000P Polyphonic Synthesizer 549.95
Pearl-corder S904 Two-speed, Two-hour Recorder 449.95
S901 Two-speed, Two-hour, Tape Counter 99.95
S901 Two-speed, Compact, Memory Hewno 149.95
X-01 Ultra-thin All Electronic 199.95
XR Advanced Tiny Recorder/AM/FM 299.95
Olympus Pearl-corder Microcassettes 10 for 29.95

We accept cashiers' checks, money orders, VISA and M/C. Personal checks take 5 weeks to clear. Add shipping 1% of your order (\$3.95 minimum) East of Missp Rivr add \$1.50 CA res add 6%. Subject to availability USA Prices

ORDER TOLL-FREE 800-421-5188 Outside CA AK HI

Information line (213) 633-3262
tam's INCORPORATED
 Tam's Inc, Dept. CE-12
 14932 Garfield Ave.
 Paramount, CA 90723
 (213) 633-3262

CIRCLE NO. 67 ON FREE INFORMATION CARD

WHILE OTHERS PROMISE WE DELIVER

ORDER TOLL FREE (800) 221-8180
IN NEW YORK (212) 732-8600

RAISED
TO 100%
RELIABILITY



COMMODORE VIC-20
\$179.95

COMMODORE HARDWARE
VIC 1520 (Disk Cassette) \$89.95
VIC 1540 (Single Disk Drive) \$294.95
VIC 1525 (Cable) Printer \$219
VIC 1600 (Telephone Interface) \$84.95
VIC 1111 (16K Memory Expander) \$64.95
VIC 1110 (8K Memory Expander) \$49.95
VIC 1210 (3K Memory Expander) \$33.95
CARTRIDGE & Disk Expander \$84.95

COMMODORE SOFTWARE
VIC 1901 (Adventures) \$23.95
VIC 1904 (Superstar) \$23.95
VIC 1911 (The Sky is Falling) \$23.95
VIC 1914 (Adventure Land) \$23.95
VIC 1915 (Private Cove) \$23.95
VIC 1916 (Mission Impossible) \$23.95
VIC 1919 (Sargon II Chess) \$23.95
VIC 1920 (Puzzle Solitaire) \$23.95
VIC 1922 (Classic Crunches) \$23.95
VIC 1923 (Golf) \$23.95
VIC 1924 (Omega Race) \$23.95

LINE SOFTWARE FOR COMMODORE
THE ALLEN (Cassette) \$18.95
ALLEN BLITZ (Cartridge) \$28.95
CLOUD BURST (Cartridge) \$28.95
COSMIC KOMBAT (Reg. 5K Expander) \$18.95
NETTOR FLIN (Cartridge) \$33.95
RENAISSANCE (Cartridge) \$33.95
SPIDERS OF MAJIS (Cartridge) \$33.95
VIC-CHECK (Checkbook Balance) \$18.95

MUFKOP SOFTWARE FOR COMMODORE
ALLEN PANK (Cassette) \$8.95
BOMBER (Cassette) \$8.95
DISCARE (Cassette) \$8.95
INVASION (Cassette) \$8.95
JOURNEY (Cassette) \$8.95
KEAZY KONG (Cassette) \$8.95
OMEGA (Cassette) \$8.95
RACZWAY (Cassette) \$8.95
RESCUE FROM MUFKOP (Cassette) \$8.95
SIBIRCH (Cassette) \$8.95
SEI GANVNER (Cassette) \$8.95
TANK (Cassette) \$8.95
VR MIAM (Cassette) \$8.95

IES SOFTWARE FOR COMMODORE
ADDRESSOR \$28.95
CONCENTRATION \$14.99
DUM BOMBER \$14.99
FUEL PHANTAS \$14.99
HEREWITZER \$28.95
LASER BLITZ \$14.99
MUCK OF MUCKOR \$14.99
SIMON \$13.49
SIXER \$14.49

TELETYPE MADE SOFTWARE FOR COMMODORE
LEBRONADE \$14.49
TONGH TYPING TUTOR \$14.49

MONITORS
TI PHA 4100 19" Color Monitor \$325
NEC C-1722GA 17" Color Monitor \$279
SONY XG-1001 19" Color Monitor \$579
PANASONIC CT-1112 19" Color Monitor \$519
PANASONIC CT-5511 15" Color Monitor \$539
PANASONIC CT-2711 17" Color Monitor \$349



TI 99/4A
\$299.95

TI HARDWARE
PHP 1500 (Speech Synthesizer) \$114.95
PHP 1600 (Telephone Modem) \$168.95
PHP 1700 (RS-232 Interface) \$188.95
PHP 1800 (Disk Drive Controller) \$218.95
PHP 1850 (Disk Memory Drive) \$259.95
PHP 2200 (Memory Expansion) \$284.95

TI SOFTWARE
TI PH 3032 (Basket) \$19.95
TI PH 3005 (Nudeography) \$18.95
TI PH 3009 (Football) \$28.95
TI PH 3051 (Invaders) \$28.95
TI PH 3053 (Airtack) \$28.95
TI PH 3057 (Munch Man) \$28.95
TI PH 3057 (Hangman) \$17.95
TI PH 5007 Teach Yourself Programming \$24.95
TI FT 805A (Savage Hunt) \$30.95


TIMEX SINCLAIR COMPUTER
TIMEX SINCLAIR \$45
TIMEX 1016 (16K RAM Expander) \$47.95

TIMEX SINCLAIR SOFTWARE
CHECKBOOK MANAGER \$15.95
STOCK OPTIONS \$15.95
VULCAN BUSINESS \$17.95



SHARP PC-1500
\$209.95

SHARP COMPUTERS
PC 1211 (Pocket Computer) \$79.95
CE 122 (Printer for PC 1211) \$87.95
CE 121 (Cassette Interface) \$83.95
CE 150 (Printer for PC 150) \$174.95
CE 151 (4K RAM expansion) \$47.95
CE 155 (8K RAM expansion) \$27.95



APPLE II 48K
\$1149

APPLE HARDWARE

DISC II DRIVE \$549
AUTOMATED SIMULATIONS SOFTWARE FOR APPLE
INVASION ORION (48 K) \$19.95
HELLFIRE WARRIOR (48 K) \$29.95
KEY OF ACHERON (48 K) \$17.95
MADDOG'S TOWER (48 K) \$19.95
DRAGON'S EYE (48 K) \$19.95
STAR WARRIOR (48 K) \$24.95
RICOCHET (48 K) \$17.95
JARRIBTALKY (48 K) \$24.95

BOOKKEEPING SOFTWARE FOR APPLE
RED ALERT \$24.95
SPACE BUREAU \$24.95
SPACE WARRIOR \$19.95
STAR BLAZER \$26.95
STAR ATTACK \$26.95
CHOPPLIFTER \$26.95
GALAXY WARS \$19.95
DATASOFT SOFTWARE FOR APPLE
MICRO PAINTER \$26.95
BROOK'S SQUARE \$24.95
TUMBLE BUG \$24.95
BASIC COMPILER \$24.95
TEXT WIZARD \$29.95
LE STICK \$34.95

CEBELL SOFTWARE FOR APPLE
RUSSKI DUCK \$28.95
PIREBIRD \$28.95
HORIZON 5 \$28.95
LASER SLIK \$26.95

ON LINE SYSTEMS SOFTWARE FOR APPLE
JAWBREAKER (Disk) \$25.95
SARABACE (Disk) \$19.95
THRESHOLD (Disk) \$28.95
TIME ZONE (Disk) \$64.95
FROGGER (Disk) \$25.95
MYSTERY HOUSE (Disk) \$18.95
MISSION ASTEROID (Disk) \$27.95



ATARI 800
\$589

ATARI COMPUTERS

ATARI 1000 (Program Recorder) \$259.95
ATARI 1100 (Disk Drive) \$79.95
ATARI 1200 (Disk Drive) \$429
ATARI 850 (Jacuzzi Modem) \$149.95
ATARI 850 (Interface Module) \$189.95
BLUE CHIP (128K RAM board) \$68.95
ALLEN GROUP (Voice box) \$104.95

ATARI SOFTWARE
ATARI CE-4115 (MORTDOR & LOAN) \$30.95
ATARI CE-4115 (Super Break) \$35.95
ATARI CE-4115 (Basic Cartridge) \$43.95
ATARI CE-4115 (Astero) \$31.95
ATARI CE-4115 (Word Processor) \$109.95
ATARI CE-4115 (Star Raiders) \$35.95
ATARI CE-4115 (Stock Analysis) \$19.95
ATARI CE-4115 (Space Invaders) \$33.95

AUTOMATED SIMULATIONS SOFTWARE FOR ATARI
INVASION ORION (32K) \$19.95
RESCUE AT RICE (32K) \$24.95
STAR WARRIOR (32K) \$29.95
TEMPLE OF APESHAI (32K) \$29.95
RICOCHET \$17.95

AVAILON HILL SOFTWARE FOR ATARI
B-1 NUCLEAR BOMBER (16K) \$14.95
CONFLICT 2500 (32K) \$14.95
DNEPPER RIVER LINE (48K) \$19.95
KNOCKOUT (16K) \$16.95
MOON PATROL (16K) \$16.95
MIDWAY CAMPAIGN (32K) \$18.95
ARCADE HODGKOUT \$24.95
VORACER (12K) \$24.95
CANYON CLIMBER (Cassette) \$24.95
CLOWNS AND BALLOONS \$28.95

ON LINE SYSTEMS FOR ATARI
SOFTPORN \$24.95
MUSSES AND THE GOULDEN FLEECE \$24.95
WIZARD AND THE PRINCESS \$24.95
MYSTERY ATTACK (32K) \$33.95
JAW BREAKER (16K) \$24.95

SYNAPSE SOFTWARE FOR ATARI
CHICKEN CASHIERS \$24.95
DODGE RACER (16K) \$24.95
PROTECTORS (Disk) \$24.95
SLIME (Cassette) \$24.95



FRANKLIN ACE 1000
\$999

Apple Compatible Professional Personal Computer
Disk or RAM memory

PRINTERS
EPSON M100 \$439
EPSON M100 II FT (Function Feed) \$489
EPSON M100 III \$489
OMIDA B24 \$429
OKUDA B24 \$489
NEC PC-80254 \$485



23 PARK ROW, DEPT. CE12, NYC NY 10038

HOW TO ORDER BY MAIL: FOR PROMPT AND COURTEOUS SHIPMENT, SEND MONEY ORDER, CERTIFIED CHECK, CASH-ER'S CHECK, MASTERCARD/VISA include card number, Interbank No., expiration date and signature. DO NOT SEND CASH. PERSONAL AND BUSINESS CHECKS MUST CLEAR OUR BANK BEFORE PROCESSING. \$25 MINIMUM ORDER. Shipping, handling & insurance charge is 8% of total order with a \$3.95 minimum charge. Shipments by air, please double these charges. SORRY, NO C.O.D.'S. NEW YORK STATE RESIDENTS PLEASE ADD SALES TAX. ALL MERCHANDISE SHIPPED BRAND NEW, FACTORY FRESH AND 100% GUARANTEED.

SEND FOR FREE 240 PAGE AUDIO/VIDEO CARD

CIRCLE NO. 18 ON FREE INFORMATION CARD

...COMPUTER HOTLINE

adapter board and the monochrome (green) monitor. It is among the best video monitors around. This monitor is priced at \$335, which is reasonable for this quality monochrome monitor.

IS A FAN NECESSARY?

Q: Do I need a fan on my Apple II? I see them advertised and my friend has just bought one. It does get warm inside my computer, but I have never had any trouble with it. If I decide to get one should I get one that hangs outside or fits inside?—Bill Knotts, Washington, DC

A: Apple didn't think you needed a fan so they did not provide one. They can cause electrical glitches while they cool your computer. However, Apple never envisioned Apple IIs with 128K memory boards, 80-column boards, and all the other wonderous plug-ins we now have. We have several Apple II's in the college where I teach some evenings, and the computer lab is in the basement where it can get very warm. The machines indeed overheated without the fans. To use fans you must plug up most of the vents in the case, and leave the ones used for air flow open, as directed in the fan installation drawing supplied with the fan assembly. I like the outside mounting fans that are mounted near the power supply. Don't install a fan unless you have a lot of hot running boards in your Apple, though. You will know when you need it! Remember that the motto in the computer fraternity is "Don't fix it if it isn't broken."

DEAR READERS:

Is there anyone out there who is using an IBM-PC computer with a cassette? If so I would like to hear about it.

Also, here's a correction for last month's column. There was a typographical error and a little "=" was dropped by the typesetter. Not a big thing, except the procedure will not work without the equal sign! Correct use of the CP/M STAT command is LST: = LPT:

"Digital recording quality? On my own system?
In my lifetime?"

Is this too much to hope for?
That one piece of equipment, the dbx Model 224, can deliver recording quality in the home that's the equal of digital recording in the studio.

With more than twice the noise reduction of Dolby C* type systems.

With full dynamic range, preserved.
And that this self-same dbx Model 224 can also play dbx Discs—recognized to be the finest audio file discs in the world.

You'll know it when you hear it. At any hi-fi store that sells dbx equipment. Ask for it by name.



Dolby C is a registered trademark of Dolby Laboratories Licensing Corporation.

dbx. Music can't live without us.

Fluke Model 8080A Digital Multimeter



THE Model 8060A Digital Multimeter from John Fluke Mfg. Co., is a handheld, microcomputer-controlled 4½-digit test instrument for general-purpose use.

Besides the usual DMM functions of dc voltage, ac voltage, ac and dc current, and a wide range of resistance measurements, the Model 8060A breaks away from the pack with its ability to measure frequency to 200 kHz, and relative and dB measurements with almost any impedance.

The CPU uses a 4-bit bidirectional bus and four control lines to communicate with a custom CMOS LSI chip (called MAC for Measurement Acquisition Chip) that includes a dual-slope A/D converter and control logic. The latter includes a buffer, decoder, read/write logic, status and control registers, and logic control for the system. This chip also generates the drive for a piezoelectric transducer used for "eye-off" continuity measurements. The CPU also controls the measurement cy-

cles, performs all calculations, and drives the LCD readout.

The Model 8060A fits within a shock-resistant plastic case 7.1" long, 3.4" wide, and 1.8" deep. It weighs 14.5 ounces. Four nonskid bumpers and a tilt bail are provided. Suggested retail price is \$349.

General Description. When the 8060A is powered up, the internal microcomputer runs a 1.6-second diagnostic that checks everything from the LCD elements to the correct operation of the eight function and four pushbutton switches.

Dc voltage is measured in five ranges from 200 mV to 1 kV full scale at an input resistance of 10 megohms. By pushbutton control, this input resistance can be increased to 10,000 megohms on the two lower ranges (200 mV and 2 V).

Ac voltage is measured in five ranges from 200 mV to 750 V true rms. Input impedance is 10 megohms shunted by less than 100 pF. The internal true rms converter provides measurement of nonsinusoidal waveforms to 100 kHz. Ac indications can be in volts, relative dB, or dB referenced to 600 ohms.

Both ac and dc currents can be measured from 0.01 μ A to 2A in five ranges.

Resistance is measured by a ratiometric method that compares the external unknown to an internal reference. Between 0.01 and 200,000 ohms, low power (250 mV) is used for in-circuit measurements. This ensures that no semiconductor junction will be turned on during measurements. In addition to the four selectable ranges, the 8060A autoranges between 100,000 ohms and 300 megohms.

As a frequency counter, the 8060A covers the range from 12 Hz to 200 kHz in four autoranges (with appropriate LCD annunciator change from Hz to kHz). Frequency resolution varies from 0.01 Hz in the 200-Hz range to 100-Hz resolution on the 200-kHz range. Updates are one per second. Since the

multimeter front end is used in frequency measurements, signals up to 750 volts can be measured safely. Accuracy is 0.05% of reading.

Any reading on the 8060A can be stored as an "offset" for relative measurements. When the desired reference is selected (depressing the REL pushbutton), all subsequent readings are displayed as deviations from that reference. This simplifies alignment procedures as the display only shows any positive/negative deviation from the selected reference. Thus stage gain/loss is easily noted (in dB if desired). The 8060A also produces direct display over a 108-dB range that can be referenced to any of 16 impedances from 8 to 1200 ohms.

Another interesting feature is the instrument's visual/audible continuity tester. Either an LCD bar display or the tone from an internal piezoelectric transducer can be used to indicate continuity without having to watch the meter. To check semiconductor junctions, a constant-current diode test function is provided.

The conductance function of up to 2000 nanoseimens is basically an inverse resistance range from 500,000 ohms to 10,000 megohms. This makes it ideal for leakage or conductivity measurements.

Available accessories include a carrying case, high-voltage probes, high-frequency probes, temperature probes, current transformers, special test leads, and a variety of cables and adapters. The instrument



...FLUKE

comes with a pair of color-coded (red/black) safety test leads.

User Comments. The Model 8060A Digital Multimeter was checked by the Lockheed Electronics Instrumentation Measurement Lab. (Plainfield, NJ) against stan-

dards traceable to the National Bureau of Standards and was found to meet or exceed specifications.

Although at first glance, the \$349 price seemed a little steep for a

FLUKE MODEL 8080A MULTIMETER TECHNICAL SPECIFICATIONS

DC Voltage:

Ranges: 200 mV, 2, 20, 200, 1000 V.
Resolution: 0.01 mV, 0.1 mV, 1 mV, 10 mV, 100 mV, depending on range.
Accuracy: 0.04-0.05% of rdg. + 2 dig. depending on range.
Response Time: 1 second max. to rated accuracy within range.
Input Impedance: 10 megohms shunted by less than 100 pF.
Normal Mode Noise Rejection: Over 60 dB at 50/60 Hz.
Common Mode Noise Rejection: Over 120 dB at dc. 90 dB at 50/60 Hz (1 kilohm imbalance).
Overload Protection: 1 kV dc or peak ac continuous, except 20 s max on 200-mV and 2-V ranges above 300 V dc or rms.

DC Voltage, High-Impedance Mode: All specifications same as for dc voltage. Only 200-mV and 2-V ranges available. Accuracy is 0.05% rdg. + 2 dig.
Input Impedance: Over 1000 megohms, typically over 10,000 megohms.
Overload Protection: 300 V dc or rms continuous 20 s max, 300 to 1 kV dc or peak ac.

DC Voltage, dB Mode: Measurements are made in dBm referenced to 600 ohms or relative dB. All specifications same as for dc voltage except:
Dynamic Range: With full 0.01-dB resolution, 99.79 dB. Total specified dynamic range is 136.22 dB (160 μ V to 1 kV).
Resolution: 0.01 dB for 19,999 to 1024 linear counts; 0.1 dB for 1023 to 128; 1 dB for 127 to 16 linear counts.
Accuracy: ± 0.04 dB for 19,999 to 1024 linear counts; ± 0.2 dB for 1023 to 128; ± 1 dB for 127 to 16 linear counts.

AC Voltage: (true rms, ac coupled):
Ranges: 200 mV, 2 V, 20 V, 200 V, 750 V
Accuracy: 0.2% of rdg. + 10 dig. to 3% + 200 dig., depending on range, input voltage, and frequency.
Resolution: 0.01 mV to 100 mV, depending on range.
Input Impedance: 10 megohms shunted by less than 100 pF.
Common Mode Noise Rejection: over 60 dB at 50/60 Hz (10 kilohm imbalance).
Response Time: 5 s max., 12 s from overload.
Overload Protection: 750 V rms, 1 kV peak continuous except 20 s max on 200 mV above 300 V rms or 300 V dc. Input not to exceed volts/Hz product of 10^7 .

AC Voltage, dB Mode (true rms, ac coupled):
Measurements are made in dBm referenced to 600 ohms or relative dB. All specifications same as ac voltage except the following:
Dynamic Range: With full 0.01-dB resolution, 97.30 dBm. Total specified dynamic range is 109.72 dBm (2.45 mV to 750 V ac rms).
Resolution: 0.01 dB to 1 dB depending on linear counts.
Accuracy: 0.1 to 2.2 dB depending on range and frequency.

Frequency: Range fully autoranging.
Ranges: 200 and 2000 Hz; 20 and 200 kHz.
Resolution: 0.01 to 10 Hz depending on range.
Accuracy: $\pm 0.05\%$ of rdg. + 1 dig.
Sensitivity: 20 mV or 10% of voltage range to 150 mV or 75% of voltage range depending on frequency range and whichever is greater.

Extended Frequency:
Range: 12 Hz to 700 kHz, typically

Resolution: 100 Hz above 200 kHz
Accuracy: $\pm 0.05\%$ of rdg. + 2 dig.
Sensitivity: Typically 100 mV at 200 kHz increasing to 4.5 V at 700 kHz in 200-mV range. Will measure a TTL signal (50% duty cycle) to 420 Hz (typical).

Resistance:
Ranges: 200 ohms, 2k, 20k, 200k, autoranging megohms (extends from 0.0001 to 300 megohms in 3 autoranges).
Response Time: Two seconds max for all ranges but megohms where it is 8 seconds max.
Overload Protection: 500 V dc or rms ac on all ranges.
Accuracy: 0.07% + 2 + 0.02 ohm to 0.2% + 2, depending on range.
Resolution: 0.01 ohms to 1 kilohm depending on range.

Conductance:
Range: 200 nanoseimens (equivalent to resistance range from 500 kilohms to 10,000 megohms)
Resolution: 0.1 nanoseimen
Accuracy: $\pm 0.5\%$ of rdg. + 20 dig.
Open Circuit Voltage: Less than 1.5 V.
Overload Protection: 500 V dc or rms ac.

Continuity:
Ranges: All resistance ranges.
Threshold: Nominally 10% of range.
Response Time: 50 microseconds max. (10 μ s typical)
Overload Protection: 500 V dc or rms ac

Diode Test:
Range: 2 V
Test Current: 1 mA $\pm 10\%$
Accuracy: $\pm 0.05\%$ of rdg. + 2 dig.
Response Time: 2 s max.
Overload Protection: 500 V dc or rms ac

DC Current:
Ranges: 200 μ A, 2, 20, 200, 2000 mA.
Resolution: 0.01 to 100 μ A, depending on range.
Accuracy: 0.2% of rdg. + 2 dig. to 0.3% of rdg. + 2 dig.
Overload Protection: 2A/250V fuse.

AC Current (true rms responding, ac coupled)
Ranges: 200 μ A, 2, 20, 200, 2000 mA.
Resolution: 0.01 to 100 μ A, depending on range.
Accuracy: 1% of rdg. + 10 dig. to 2% of rdg. + 40 dig., depending on range.
Overload Protection: 2A/250V fuse

General:
Max. Common Mode Voltage: 500 V dc or ac rms
Display Update Rate: 2.5 readings/second. For frequency, 1 reading/second. For dB, 1.4 readings/second.
A/D Converter: Dual Slope.

Environmental:
Operating Temperature: 0 to 50°C.
Storage Temperature: -35 to +60°C.
Accuracy Temperature Coefficient: 0.1 times applicable accuracy per °C (plus initial 23°C specification) for 0 to 18°C and 28 to 50°C.
Relative Humidity: 0 to 80% from 0 to +35°C. 0 to 70% RH for M range above 20 megohms.
Shock and Vibration: MIL-T-28800B.

...FLUKE

DMM, after a week or so of use, we found it to be well worth the money. The conventional DMM functions (ac/dc volts and current, and resistance) are excellent and easy to set up using the interlocking push-button range/function switches. The visual/audible continuity tester was similar to the one on our older DMM, so there were no surprises here.

However, we were highly impressed with the other functions that are not available on other DMMS. We found the frequency-counter mode (although limited to 200 kHz) to be just as good as our relatively expensive bench instrument. Since we do a lot of work within the audio range, this was no problem.

With the 8060A, we simply attach the test leads to the circuit, measure the signal voltage level (in dB if desired); and, by merely touching a pushbutton, observe the frequency. This is something that cannot be done with a conventional frequency counter. The LCD display automatically changes from Hz to kHz (or vice-versa) as required by the signal. Because the 8060A is portable, it does not tie up valuable bench space to make measurements. And, since it is battery powered, we are looking forward to using it in the field.

The RELATIVE function was really put to use since this was something we had not seen before. In this mode, you can measure a signal and, when you reach some desired level, simply touch the REL push-button and this level becomes the reference. The display drops to all zeros and displays only positive or negative changes from the selected reference. We found this mode to be the best way to keep an eye on stage-gain changes during alignments. No longer did we have to watch an LCD full of changing digits—only the relatively slight positive or negative changes that took place during the alignment. We could even do this with dB.

Although not covered on the front panel, the 8080A can be made to have a (typically) 10,000-megohm input impedance to reduce

loading on high-impedance (CMOS) circuits. This also allows the instrument to be used as an electrometer for making extremely low current measurements.

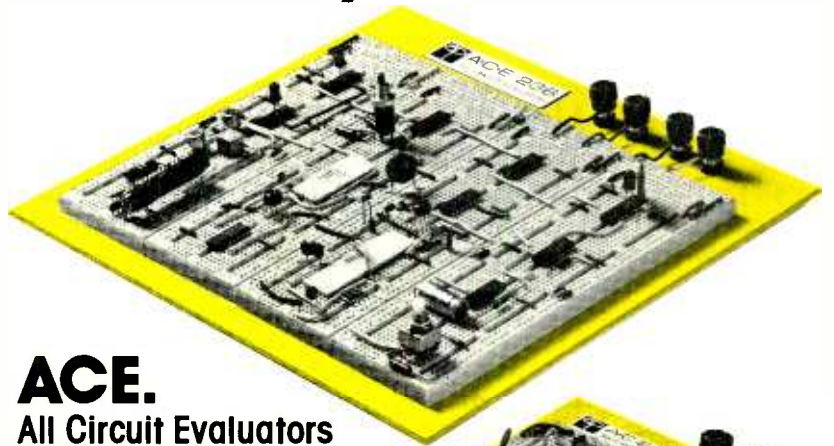
The conductance portion is very useful for making leakage measurements to 10,000 megohms. Also not indicated on the front panel is the fact that the 8060A can be made to autorange between 2000 ohms and 300 kilohms.

The manual that accompanies the 8060A is excellent. It covers all operating instructions, maintenance, etc., and includes a wide variety of applications for this special DMM.

If you are looking for an excellent, state-of-the-art multimeter that wears several hats, and gives the "multi" prefix real meaning, check out the Fluke 8060A—a remarkable DMM. —Les Solomon

CIRCLE NO. 104 ON FREE INFORMATION CARD

You've seen the rest... now try the best.



ACE. All Circuit Evaluators for solderless circuit building and testing.

A P made the first solderless breadboard way back in 1968, and we still make them best. Because our experience taught us to avoid the pitfalls that can mean circuit errors. We do it by paying attention to details. Like using noncorrosive nickel-silver in our frankly superior terminals. And like sealing each contact cell with an adhesive-coated polyethylene foam that prevents short circuiting. That's why you can count on the reliability of our solderless boards when you specify any one of the 7 different ACE models that offer from 728 to 3648 tie points, and 2 to 36 buses.

A P made the first modern solderless breadboard, and we still make the best.

Call Toll Free 800-321-9668 for the name of the distributor nearest you. In Ohio, call collect (216) 354-2101.



A P PRODUCTS INCORPORATED
9450 Pineneedle Drive
P.O. Box 603
Mentor, Ohio 44060
(216) 354-2101
TWX: 810-425-2250

In Europe, contact A P PRODUCTS GmbH Bäumlesweg 21 • D-7031 Weil 1 • W. Germany

CIRCLE NO. 5 ON FREE INFORMATION CARD



New Developments in Fiber Optics

By Forrest M. Mims

EVERY new technology must endure a growth and maturation period during which prices are high, reliability is questionable, and availability is uncertain. For fiber optics, that unsettling time is rapidly approaching its end. Although major problems remain concerning standardization of components, couplers, termination devices, and fibers; the design, assembly, and installation of a fiber-optic-data and telecommunications link has become virtually routine.

The eventual impact of this new technology was nicely summed up in a recent Toshiba advertisement for its optical transmission devices. The headline read: "Exit the copper age. Enter the light years." Let's examine some recent developments in fiber-optic communications technology to see just how advanced it has become.

Low-Loss Fibers. A dozen years ago, Corning achieved an historic breakthrough by making the first glass fiber with a loss of 20 dB per kilometer. This accomplishment provided a major stimulus to the infant fiber-optic communications industry. Today several companies are making silica fibers having a loss of only 0.2 dB/km. In everyday terms, such ultra-low-loss fiber loses only half its initial optical

power over a distance of 15 kilometers! This makes possible repeaterless fiber-optic links over distances exceeding 100 kilometers (or more than 62 miles).

Scientists at British Telecom's research laboratories and at Bell Laboratories in the United States have demonstrated repeaterless transmission over ultra-low-loss fibers more than 100 kilometers in length. The Bell Labs researchers, for example, transmitted with error a 274-megabit-per-second signal over a 101-kilometer length of fiber having a total loss of only 0.38 dB/km at 1.3 micrometers (μm).

The fiber used in the Bell Labs demonstration was assembled from four separate fibers spliced together using a flame fusion process (also known as heat welding). The transmitter was an InGaAsP buried heterostructure laser diode. Since the attenuation of the fiber at 1.5 μm is only 0.29 dB/km, work is underway to perfect emitters and detectors that operate well at this longer wavelength.

Non-Glass Fibers. Experimenters and budget-conscious industrial users who cannot afford glass fibers often turn to plastic fibers for short-range optical links. Such fibers are made from a core of polystyrene or polymethyl methacrylate clad with a polymer of lower refractive index. They have an attenuation of hundreds or thousands of dB/km.

The DuPont Company (Plastic

Products and Resins Dept., Wilmington, DE 19898) is the leading manufacturer of plastic fiber in the United States. Some of DuPont's plastic fiber products can be conveniently purchased from Edmund Scientific (101 E. Gloucester Pike, Barrington, NJ 08007). Another domestic supplier of plastic fiber is General Fiber Optics (P.O. Box 82, Caldwell, NJ 07006).

Recently, Japan's Mitsubishi Rayon Co., Ltd. developed plastic fibers with an attenuation of about 200 dB/km at 590 nanometers. While this may seem very high when compared to low-loss silica fibers, it's a breakthrough for plastic.

Unfortunately, the semiconductor emitters which produce 590-nm radiation are not very efficient. In the 650-670-nm region where relatively efficient GaAsP red light-emitting diodes are available, the new fiber has an attenuation of about 300 dB/km. This is still fairly low for plastic and acceptable for data links of a few tens of meters.

The Mitsubishi fiber is sold under the ESKA trademark and the lowest loss variety is designated SH4001 and SH4002. The U.S. representative is the Nissho Iwai American Corporation (Broadway Plaza, Suite 1900, 700 South Flower St., Los Angeles, CA 90017).

While silica fibers hold the lead in performance at present, considerable research is underway to develop exotic new materials with even lower attenuation. For example,



Fig. 1. This AMP metal bulkhead fiber-optic connector interfaces with Motorola emitters and detectors. (Motorola photo)

ONE MAGAZINE **CAN'T** COVER IT ALL



THESE FOUR MAGAZINES **DO!**

Ziff-Davis Publishing Company is proud to introduce its ZD Computer Magazine Group. Here are the leading magazines in four widely separate areas of computing—pick the one that meets your needs and subscribe today at savings up to 25%!

■ SOFTWARE

Creative Computing is number one for software and applications information. You'll find reviews of software for all microcomputer systems, evaluations of personal computers and peripherals, book reviews and games to play. Plus helpful shortcuts, new products, and plenty of ways to have fun with your microcomputer! **SAVE 20%!**

■ HARDWARE

More people depend upon **Computers & Electronics** (formerly *Popular Electronics*) for microcomputer hardware information than any other magazine. You get the latest news on computing, plus advice on choosing microcomputers, peripherals and accessories. Also features on home electronics, communications, etc. **SAVE 19%!**

■ BUSINESS USES

If you're in business, sooner or later you'll need a microcomputer. **Small Business Computers** reports on (and evaluates) all the new microcomputers and operating systems for business use. You get detailed information on applications and software for finance, marketing, sales, distribution, purchasing and word processing. **SAVE 25%!**

■ ADVANCED SYSTEMS

If you're already an expert with microcomputers, you need **Microsystems**, the journal for advanced users. **Microsystems** covers new languages. Advanced hardware and software products. Tutorials on modifications and special uses of systems. Techniques for interfacing. Plus other current information on DOS development. **SAVE 20%!**

ZD COMPUTER MAGAZINE GROUP

CN 1935, Morristown, New Jersey 07960

YES! Enter my subscription(s) for the following magazines:

CREATIVE COMPUTING

12 issues for \$19.97. Saving based on full subscription price of \$24.97.

COMPUTERS & ELECTRONICS

12 issues for \$12.97. Saving based on full subscription price of \$15.97.

Mr./Mrs./Ms. _____ (please print full name) **8H922**

Company _____

Address _____

City _____ State _____ Zip _____

CHECK ONE: Payment enclosed (Make check payable to ZD Computer Group)
 Bill me later.

Please allow 30 to 60 days for delivery of first issue. Offer valid in U.S. and possessions only.

SMALL BUSINESS COMPUTERS

12 issues for \$14.97. Saving based on full subscription price of \$19.97.

MICROSYSTEMS

12 issues for \$19.97. Saving based on full subscription price of \$24.97.



zinc-chloride glass has an attenuation of only about 1 dB per 10^3 km in the 3.5-4.0 μm region. This is hundreds of times better than the best silica fibers. Even more spectacular are fibers made from halide compounds such as thallium bromide and KRS-5 having estimated losses as low as 10^{-5} dB/km in the 4.0-5.5- μm region. So far none of these super-low-loss fibers is available commercially.

The long wavelengths at which these exotic new fibers provide optimum results will require the development of new sources and sensors. If the new fibers, sources, and sensors can be developed, they may provide the potential for repeaterless fiber-optic links hundreds of miles in length.

Connecting Fibers. As with wire, optical fibers can be connected by permanent splices or by removable connectors. Notable advances have occurred in both areas.

Several companies sell fusion splicers that provide relatively quick joints in silica fibers. In some of these devices the heat required to melt the ends of the fiber to be joined is provided by an electric arc; in others a flame is utilized. In both cases, the requirement for precision manipulation of the fiber keeps the cost of fusion splicers high, typically several thousands of dollars or more.

A recent development which may eventually provide low-cost splicing for experimenters and hobbyists as

well as industrial users is the Amox fiber-optics splice kit (American Fiber Optics Corporation, 1196 East Willow St., Signal Hill, CA 90806). Amox claims that in only eight minutes the ends of two fibers can be stripped of their coating, cleaved, and inserted into an epoxy-filled sleeve, which is then hardened with ultraviolet radiation from a lamp supplied with the kit. The average loss of such splices is said to be only 0.1 dB, about the same as for splices made with heat fusion.

The Amox splice kit sells for \$1995, a lofty price that will likely stimulate competition. It may ultimately provide a much more reasonably priced approach to cold splices.

Many new termination and splicing connectors for optical fibers have been developed in recent years. Since fiber-optic connectors must precisely align the cores of adjacent fibers to within a few microns, they usually cost more than comparable connectors designed to interconnect metallic conductors. There are some other constraints imposed upon fiber connectors. One is that although high coupling efficiency demands that the two opposing fiber faces be brought into close proximity, they must not make physical contact lest one face be scratched by the other. Another, is that the connector must be immune to contaminants such as dust and moisture which might otherwise obstruct the thin air gap between the two opposing fibers.

Even though prices for fiber connectors remain high, they are lower than those of a year ago. For example, Amphenol North America (2122 York Rd., Oak Brook, IL 60521) has introduced a line of mass-produced aluminum fiber-optic connector bodies that will cut metal-connector prices more than 50%. The new bodies are designed for use with existing Amphenol single-fiber connectors. Plastic connector prices are also falling.

Figure 1 shows a metal bulkhead connector made by AMP Inc. (Eisenhower Blvd., Harrisburg, PA 17105). This connector is designed to interface with a line of compatible emitters and detectors made by Motorola (P.O. Box 20912, Phoe-

nix, AZ 85036). The resilient plastic in the connector's ferrule and the emitter's (or detector's) outer package provides excellent coupling between the fiber and the termination component's optical port.

Figure 2 shows several AMP plastic connectors designed to interface with a new line of General Electric emitters and detectors, the GFOE and GFOD series. The price of the connectors and components in Fig. 2 is remarkably low considering the prices for similar items just a few years ago. For example, General Electric offers for only \$9.95 a design kit consisting of a GFOE1A GaAs emitter, a GFOD1A or 1B silicon detector, a one-meter length of DuPont Crofon™ 1040 fiber-optic cable terminated with AMP Optimate™ plastic connectors, and a complete assortment of specification sheets and application notes. The Optimate™ connectors attach within seconds to the threaded ports on the GFOD and GFOE terminal components. The kit can be ordered directly from General Electric (Semiconductor Products Dept., Optoelectronics, W. Genesee St., Auburn, NY 13021).

A designer kit similar to General Electric's cost \$100 several years ago. And it did not include detectors and emitters housed in a self-contained threaded coupler. Instead, it used standard emitters and detectors cemented to fiber-optic bulkhead connectors.

You may wish to consider experimenting with such a kit. Many suitable transmitter and receiver circuits have been published in this magazine over the past several years (see the annual index for specific article and column topics). Also, I've included in "Engineer's Notebook II" (Radio Shack, 1982) an assortment of simple transmitter and receiver circuits, all of which have been built and tested.

Transmitter and Receiver Modules. If you're in a hurry and can afford the added expense, a wide range of preassembled fiber-optic transmitter and receiver modules is available. Figure 3, for example, shows the Augat® CL10 Fiber optic Data Link. The CL10 is actually a




Fig. 2. General Electric emitters and detectors, DuPont Crofon fiber, and AMP Optimate connectors combine in lightwave links. (GE photo)

...SOLID-STATE

group of modular components that can be selected for a variety of specific needs. This permits the selection of a one-piece integral transmitter or separate driver and emitter assemblies. Similarly, the CL10 provides a one-piece integral receiver or separate detector and preamplifier assemblies. For more information about the CL10 and various other fiber-optic modules, contact Augat (40 Perry Avenue, P.O. Box 1037, Attleboro, MA 02703).

Many other companies make preassembled fiber-optic modules. They include: Burr-Brown Research Corp. (6730 S. Tucson Blvd., Tucson, AZ 85706); General Optonics (3005 Hadley Rd., S. Plainfield, NJ 07080); Hewlett-Packard (Optoelectronics Div., 640 Page Mill Rd., Palo Alto, CA 94304); Math Associates (6 Manhasset Ave., Port Washington, NY 11050); and Meret (1815 24th St., Santa Monica, CA 90404).

For a complete listing of manufacturers of fiber-optic modules as well as related accessories (fibers, connectors, detectors, emitters, etc.), see the "Laser Focus Buyers' Guide" (1001 Watertown St., Newton, MA 02165). The price for the 1982 edition is \$25, but you can find a copy in some technical libraries. Another excellent source, which also contains many articles about fiber optics, is the International Fiber Optics and Communications "Handbook and Buyers Guide" (Information Gatekeepers, 167

Corey Rd., Brookline, MA 02146). The price for the 1981-82 edition is a rather steep \$45. But as with the other volume, you might be able to find it in some technical libraries.

Future Developments. Recently while writing an article about the current status of the fiber-optics industry, I was able to interview by telephone Dr. Charles Kao of ITT. It was Dr. Kao who, in 1965, first demonstrated the potential of practical communications by means of modulated light beams transmitted through optical fibers.

Dr. Kao told me there are three cornerstones to the new information age: computer technology, VLSI (very large scale integration) semiconductor technology, and fiber optics. "Fiber optics," he said, "depends on the other two. The other two, in a way, depend upon fiber optics for their growth."

If Dr. Kao is correct, we can expect to see many more exciting developments in fiber optics in coming months and years. Of course it's important to keep the role of fiber optics in perspective. Why, for instance, trip over cables, fiber or otherwise, that connect computers to nearby desktop terminals? Instead, simply bounce an infrared beam to and from the computer and its terminals. Ceilings and walls will provide suitable reflection points for the invisible beams. In short, while fiber optics is definitely a technological wave of the future, direct transmission through air will remain suitable for short-range optical links. ◇




Fig. 3. This Augat CL10 Fiber optic Data Link uses interchangeable modules with either integral or separate emitters and detectors.

OF THE EIGHT MAJOR
CAPACITANCE INSTRUMENTS
MADE; ONLY THE CM-100...

DETECTS LEAKAGE

(and at half the price!)

\$89⁹⁵



Usefulness — Measure capacitors 10pF — 500µF; leakage 1 nA or .005 C.V., whichever is greater. **Accuracy** — To 2% depending on range. **Dependability** — Ruggedized construction; 1 yr. warranty. **Versatility** — In circuit measurement of capacitance and leakage. Output signal proportionate to measurement. **Portability** — 350 Hr. Battery Life.
*To 25,000µF with external voltmeter

Send check, address (NO P.O. BOX) plus \$3.50 Handling. CT res. add 7½% tax.


Phone orders: (203) 423-7940

ANDERS PRECISION INSTRUMENT CO., INC.
4 Bridge St. Plaza, P. O. Box 75 Willimantic, CT 06228

CIRCLE NO. 6 ON FREE INFORMATION CARD

Put Professional Knowledge and a
COLLEGE DEGREE
in your Electronics Career through

HOME STUDY



Earn Your DEGREE

No commuting to class. Study at your own pace, while continuing your present job. Learn from easy-to-understand lessons, with help from your home-study instructors whenever you need it.

In the Grantham electronics program, you first earn your A.S.E.T. degree, and then your B.S.E.T. These degrees are accredited by the Accrediting Commission of the National Home Study Council.

Our free bulletin gives full details of the home-study program, the degrees awarded, and the requirements for each degree. Write for Bulletin ET-83.

Grantham College of Engineering
2500 So. LaCienega Blvd.
Los Angeles, California 90034

OPERATION ASSIST

If you need information on outdated or rare equipment—a schematic, parts list, etc.—another reader might be able to assist. Simply send a postcard to Operation Assist, COMPUTERS & ELECTRONICS, 1 Park Ave., New York, NY 10016. For those who can help readers, please respond directly to them. They'll appreciate it. (Only those items regarding equipment not available from normal sources are published.)

Murphy Radio Type B71. Need any information available. Harold C. Gray, 1130 Woodward Avenue, Akron, OH 44310.

General Instruments Model AY-3-8900 TV interface chip. Need data manual. Ralph Johnson, 1837 Aglen St., Roseville, MN 55113.

Precision Model 120 VOM. Need schematic. J. Fuchs, 505 S. Oakwood Avenue, Brandon, FL 33511.

Sony Model TC-330 tape recorder. Need schematic, service manual and operating instructions. Enrique. M. Senra, 740 East 11th Place, Hialeah, FL 33010.

Weston Models 676, 682 and 785 tube testers. Need service data. Frank Krantz, 100 Osage Avenue, Somerdale, NJ 08083.

Halicrafters Model SX32 receiver. Need schematic, parts list and service manual. Chris Reinhold, 110 Bottino Dr., Vicksburg, MS 39180.

Hickok Model 600A tube tester and **Javelin** Model MC 930 TV camera. Need schematics and service manuals. Dennis Lackey, Box 311, Winton, CA 95388.

Akai Model M-10 tape recorder. Need instruction manual. Stuart Vogelmann, 130 Indian Church Road, Buffalo, NY 14210.

Knight Model KG-375 analyzer and **Lafayette** Model 99-5015 signal generator. Need schematics and manuals. Adolf Naegeli, 9416-120th Ave., Kenoska, WI 53142.

Craig Model 6407 video tape recorder. Need video heads and service manual. DeWayne Fleming, Rt. 4, Box 202, Moberly, MI 65270.

Stewart-Warner Model R-181-A shortwave radio. Need schematic, parts list, tube source and service information. Bob Morris, 344 Elm Street, Syracuse, NY 13203.

Mercury Model 201 tube tester. Need all available tube charts. Ronald Pence, Rt. 3, Box 617, Grant, AL 35747.

Heathkit Model IM-1212 multimeter. Need manual and schematic. Larry Cook, 362 E. South St., Richland Center, WI 53581.

Dumont Type 90l engine scope. Need schematic, parts list, operation and service manuals. Joseph J. Calicchio, 226 Hutton Street, Jersey City, NJ 07307.

Titano Model 900 2-channel amplifier. Need schematic. Harry Pierce, Rt. 1, Box 232, Lamar, AK 72846.

Hygain Model 655 VHF. Need schematic and service manual. Mark Alan, Box 2923, Greenville, NC 27834.

Atari Model CX-2600. Need schematic diagram of circuit No. C010433. Guarionex A. Berrido, Corporacion Dom. Electricidad, Centro de Operaciones. Dpto. Sub. Estaciones, Calle Isabel Aguiar, Herrera, Santo Domingo, Republica Dominicana.

Sansul Model AU-111 amplifier. Need MC input transformer. G. Mileon, 14 Border St., Lynn, MA 01905.

Halicrafters Model HT-37 transmitter. Need operation manual and service manual. Ken Bernard, Box 1304, Mount Dora, FL 32757.

Hickok Model 1805A oscilloscope. Need manual. Eiichi Takarada, 1423 Vassar Road, Rockford, IL 61103.

Precise Development Corp., Model 308 oscilloscope. Need manual and schematics. Ambrose Jacob, Enterprise Terrace, Kingston, RI 02881.

Akai Model GX4000D tape recorder. Need schematic and service manual. James O. Mosher, 3031 E. Dunham Dr., Wichita, KS 67216.

Barber Colman Model B door control. Need schematic and manual. Need receiver and transmitter. Bruce Myers, 9915 Oleander Ave., Vienna, VA 22180.

General Electric Model 35300B700A0 Term Net 300 terminal. Need schematics and service data. Brad DePriest, 736 First Place S.E., Salem, OR 07306.

Jenning Research 400 watt transistor amplifier. Need schematics and technical information. Horace Cambell, Electronic & Woodwork Center, 5311 Church Ave., Brooklyn, NY 11203.

Breitag Model 14 shortwave receiver. Need schematic and service information. Harry J. Lookabill, 504 W. 86th Terrace, Kansas City, MO 64114.

Crescent Communications Corp., Model ZM-30/U bridge and **AEL Products, Inc.**, Model AN/USM-206 test set. Need schematics, and service/owner's manuals. Thomas Sahara, P.O. Box 23283, Honolulu, HI 96822.

MicroAce microcomputer. Need PCB link changes to use with Sinclair 8K PROM. Joe Cox, 408-47 Ave., Southwest, Calgary, Alberta, Canada T25-1C4.

Panasonic Model SE-440 AM/FM stereo tape cassette unit. Need schematic and service manual. Steve Kopec, 3823 W. 116th St., Chicago, IL 60655.

Telequipment Model S51B oscilloscope. Need schematic and owner's manual. Elmer Josephs, 7611 Oakland Ave., Minneapolis, MN 55423.

Pilot Model 602 receiver/amplifier. Need schematic and manual. Bob Cusack, 5717 Windsor Dr., Shawnee Mission, KS 66205.

Aiwa Model TP708 4" tape recorder. Need drive belts.

Phillips Radio Model FN79803 and **Bellavia** 23", Model 204A TV. Need schematics. Derek H. Rout, 3-137 Champion St., Christchurch, New Zealand.

Halicrafters Model SR-500 transceiver. Need schematic diagram or any information available. Joubert G. Ortiz, Rua Sao Manoel 270, 9000, Porto Alegre, Brazil.

Tektronix Model 465 oscilloscope. Need operating instructions and schematic. Dennis Tapia, 585 So. Parker # B, Orange, CA 92668.

Acoustech Model 1 stereo amplifier. Need output transistors ST7175, schematic and manual. M. Veney, 7973 Richmond Highway # 11, Alexandria, VA 22306.

Sound City Model L 120, Mark 4 power supply. Need schematic or any information useful for eliminating AC hum in power supply. Ed Cesar, 918-25th St., Santa Monica, CA 90403.

General Automation Model SPC-12 mini computer. Need manuals and utility/maintenance programs. George T. Adams, Box 5014, Wallingford, CT 06492.

Emerson Model CG318 AM shortwave radio. Need circuit diagram. Richard E. Gibbs, 118 Eighth Ave., Greenville, PA 16125.

Tektronix Model 541 oscilloscope. Need operation manual. Stewart Gibson, Box 4295, North Las Vegas, NV 89030.

Sperry Remington Model MS-1 phone answering machine. Need service manual and schematic. Hugh McAllorum, 3768 Cape Arago Highway, Coos Bay, OR 97420.

NRI Model 250 oscilloscope. Need schematic and manual. Mike Pace, Box 1125, Scottsboro, AL 35768.


Tektronix Model 514 oscilloscope. Need instruction manual and schematic. Theodore Kangas, W8HV, 648 Elliott Ave., Ishpeming, MI 49849.

Motorola Model XM400-64 monitor. Need schematic. Ron Hackett, 1031 Main St., Port Jefferson, NY 11777.

Fordata Model 1210 telephone modem. Need schematic and operating manual. B. Hansen, 3073 Lower Mountain Road, Furlong, PA 18925.

Sun Model 1020 engine tester and Model SS-90 oscilloscope. Need schematics and alignment information. Paul Johnson, 1026 East Chestnut, Jeffersonville, IN 47130.

Thomas Model 8922A. serial 1209 organ. Need schematic and manual. Joe Connell, 527 Lawn Dr., Loves Park, IL 61111.



"It says, 'Don't rush me. I only have two terminals.'"

AMAZING DEVICES

PHASORS

PHASOR PAIN FIELD — Patented and recently developed in our labs is being tested by Gov't for riot control. Soon to come under weapons restrictions as an internal machine. Easily hand held. Hazardous IF NOT USED WITH DISCRETION. **\$15.00**

INVISIBLE PAIN FIELD GENERATOR — Produces a directional field of moderately intense pain to back of head up to 50". Cigarette pack size enclosure is easily hidden. **\$44.50**

IPG-3 PLANS . . . \$7.00 **IPG-3K KIT & PLANS** . . . \$59.50

IPG-30 (assembled for animal control) . . . \$59.50

PHASOR STUN/BURNING WAND — Produces sufficient electrical energy capable of burning flesh. Intended as a personal defense device. **\$8.00** **PSW-3K KIT & PLANS** . . . \$59.50

LASERS

RUBY LASER RAY PISTOL — Intense visible red. burns. hazardous. with parts sources **\$15.00**

RUBY PLANS (includes all part sources) **\$15.00**

CARBON DIOXIDE LASER — Generates 20-40 watts of continuous power capable of burning, cutting, hazardous. (with all part sources) **\$15.00**

LASER RIFLE — Produces 200-3000 pulses of 30 watt optical energy. Portable and easily hand-held. **\$10.00**

LRG-3 PLANS **\$129.50**

LRG-3K KIT PLANS (minus diode) **\$24.50**

POCKET LASER — For the beginner. visible red "optical version". non-hazardous **\$5.00** **LHC-2K KIT & PLANS** **\$24.50**

HIGH POWERED PORTABLE ENERGY SOURCE FOR LASERS AND MAGNETIC WEAPONS — Exploding wires, shockwave, etc. Miniature size **\$8.00** **HPS-1K KIT & PLANS** **\$49.50**

PARTICLE BEAM WEAPON — PLANS **\$15.00**

SECURITY

INFINITY XMTR — Uses telephone lines for selective home or office listening while away on business or vacation **\$15.00**

INF-1 PLANS **\$10.00**

SEE IN DARK — Long range. total darkness. **\$10.00**

SD-4 PLANS **\$10.00**

LONG RANGE WIRELESS MIKE — Crystal clear quality — miniature **\$7.00** **FBT-7K PLANS & KIT** . . . \$34.50

WIRELESS TELEPHONE TRANSMITTER — Long range. automatic **\$10.00** **VWPM-5K PLANS & KIT** **\$34.50**

Send for **FREE** catalog description of above plus hundreds more plans, kits and completed items. We accept MC or Visa or when ordering. send check or money order. We pay shipping charges on orders over \$50.00, otherwise include 10% with remittance.

SEND TO: SCIENTIFIC SYSTEMS
DEPT. Q1 BOX 716 AMHERST, NH 03031



The Computer Book Club

"The ONLY Book Club for micro hobbyists"

Save time and money
Keep up with the latest in
computer books and software
without leaving your terminal!
Select 5 fact-filled books
for ONLY \$2.95 (values to \$97.75)



338
List \$14.95



1199
List \$17.95




1380
List \$18.95



1330
List \$15.95



1396
List \$13.95




1449
List \$19.95



1195
List \$13.95



1200
List \$16.95



336
List \$14.95



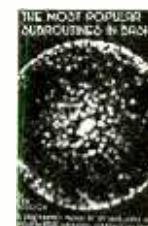
1169
List \$17.95



1055
List \$10.95



1506
List \$12.95



1050
List \$12.95



1191
List \$16.95



1394
List \$15.95



1141
List \$11.95



1275
List \$14.95



1480
List \$22.95



806
List \$16.95



1299
List \$16.95



1062
List \$12.95



1293
List \$15.95



1397
List \$16.95



1070
List \$16.95



1053
List \$13.95



1305
List \$15.95



1085
List \$9.95 (Paper)



334
List \$16.95



1428
List \$17.95



1276
List \$15.95

7 very good reasons to try The Computer Book Club Blue Ridge Summit, PA 17214

- **Reduced Member Prices.** Save 20% to 75% on books sure to increase your computer know-how
- **Satisfaction Guaranteed.** All books returnable within 10 days without obligation
- **Club News Bulletins.** All about current selections—mains, alternates, extras—plus bonus offers. Comes 13 times a year with dozens of up-to-the-minute titles you can pick from
- **"Automatic Order."** Do nothing, and the Main selection will be shipped automatically! But . . . if you want an Alternate—or no books at all—we'll follow the instructions you give on the reply form provided with every News Bulletin
- **Continuing Benefits.** Get a Dividend Certificate with every book purchased after fulfilling membership obligation, and qualify for discounts on many other volumes
- **Extra Bonuses.** Take advantage of added-value promotions, plus special discounts on software, games, and more
- **Exceptional Quality.** All books are first-rate publisher's editions, filled with useful, up-to-the-minute information



The Computer Book Club Blue Ridge Summit, PA 17214

Please accept my membership in The Computer Book Club and send the 5 volumes circled below, billing me \$2.95 plus shipping and handling charges. If not satisfied, I may return the books within ten days without obligation and have my membership cancelled. I agree to purchase 4 or more books at reduced Club prices (plus shipping/handling) during the next 12 months, and may resign any time thereafter.

334 336 338 806 1050 1053 1055 1062
1070 1085 1141 1169 1191 1195 1199
1200 1275 1276 1293 1299 1305 1330 1380
1394 1396 1397 1428 1449 1480 1506

Name _____ Phone _____

Address _____

City _____

State _____ Zip _____

(Valid for new members only. Foreign and Canada add 20%. Orders outside U.S. or Canada must be prepaid with international money orders in U.S. dollars.)
This order subject to acceptance by The Computer Book Club. CECC-1282

EXPERIMENTER'S CORNER

Experimenting with Kodak's Disc Camera Part 2. Controlling the Camera Remotely

By Forrest M. Mims

LAST MONTH we examined the operation of Kodak's new line of disc cameras. We also described how the disc 4000 camera can be opened and modified for external triggering by means of three wires soldered to the camera's shutter switch connections.

We are now prepared to connect a variety of external control circuits to the camera. If you haven't yet modified your disc 4000 camera, it is essential that you do so in accordance with the instructions given in Part 1. The instructions provide important precautions concerning the camera's warranty and the potential shock hazard posed by the camera's flash capacitor. If you don't happen to have the November 1982 issue of this magazine, try your local library.

About the Circuits. I used a 9-V battery to power test versions of the various circuits described below. For special-purpose applications or when space and weight requirements are critical, you may wish to consider powering your circuit with the camera's internal 6-V lithium battery. I'll describe how this can be accomplished in the next installment of this three-part series.

Many of the trigger circuits with which we'll be experimenting are coupled to the disc camera by a LED-phototransistor optoisolator. The phototransistor's collector is connected to the blue and white leads from the modified camera. Its emitter is connected to the red lead.

As was noted in Part 1, the camera's shutter-release switch has three contacts. Pressing the shutter button lightly activates the strobe-capacitor charging circuit (blue plus white). Pressing the shutter button with a little more pressure begins the exposure/flash/film-advance sequence (blue plus white plus red).

Even though the current drain is low, you should connect a switch between the white lead and the junction of the blue lead and the optoisolator (or whatever component is used in its place). I prefer to use a dpst switch for this purpose, the second set of terminals serving as a power switch between the positive battery terminal and the circuit.

Finally, if you spend a lot of time bench testing any or all of the following circuits, you can save money by recycling the first film disc you expose during initial testing. Simply pop off the back side of the plastic holder and rotate the disc so frame number one shows in the window. Since the camera will not work without a disc installed, this procedure will save you the expense of using fresh film discs.

Adjustable Self Timer. The circuit in Fig. 1 will trigger the camera a specified time after *SI* is pressed and released (the time is adjustable). This will allow you to make special-purpose photographs or permit you to be a part of your own pictures.

The circuit consists of two monostable multivibrators connected so that the output from the first triggers the second following a time delay controlled by *R1* and *C1*. After the delay interval, which can be varied from a few seconds to a minute or so by means of potentiometer *R1*, the second monostable generates a fixed-duration pulse that triggers the camera.

The monostables are designed around the two timers in a 556 dual-timer chip. Although switch *SI* can be connected directly to the trigger input (pin 6) of the first timer, I've included capacitor *C2* so that the first

Our Invisible Shield!

MuMetal Shield
between independent
magnetic systems.
Model AT155LC
illustrated.



Deep within each new Audio-Technica Dual Magnet™ cartridge are TWO separate, completely independent magnetic systems. Separate magnet, pole pieces, and coils for each stereo channel. Now, to insure the ultimate in stereo separation, we've installed a magnetic barrier between the two systems. It's the thoughtful, innovative extra step typical of every Audio-Technica design. Hear the Audio-Technica difference today.

 **audio-technica**

EXPERIMENTER'S CORNER

monostable will time out even if *S1* remains closed.

When the circuit is at rest, *R2* pulls the trigger input high to prevent inadvertent false triggering from extraneous electrical noise. Resistor *R3* acts as a bleeder across *C2*. Without *R3* to discharge *C2* following the closing and opening of *S1*, the charge on *C2* would have to be shorted to ground or drained away through natural leakage paths.

The output from the first timer (pin 5) is coupled to

the trigger input of the second timer (pin 8) via *C5*. Resistor *R4* pulls the second input high to prevent false triggering.

The first timer's output is also coupled via *R6*, to *LED1*. This LED glows when *S1* is closed and remains glowing for the duration of the first timer's cycle. It therefore serves as a "ready" light to indicate that the self timer has been actuated.

The fixed-duration pulse from the second timer must be long enough to trigger the camera (100 ms or more). This time interval is controlled by *R5* and *C6*.

The trigger pulse (pin 9) is coupled to the camera by

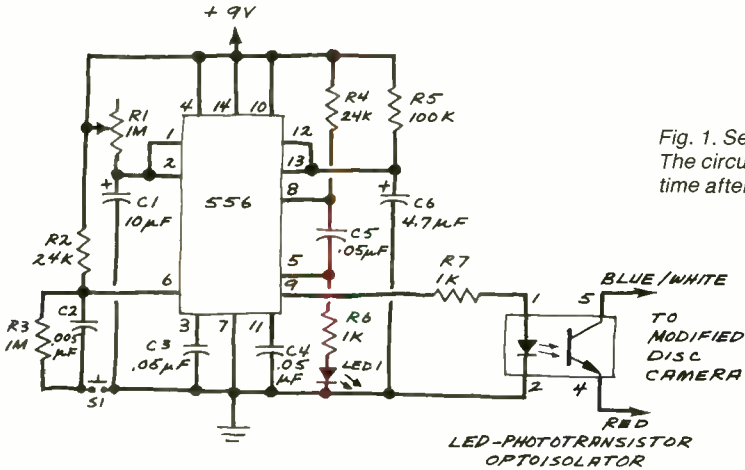


Fig. 1. Self timer for disc camera. The circuit triggers an adjustable time after *S1* is pressed and released.

NEW!! The Apple users group software library bonanza at truly affordable prices. For the first time enjoy your Apple to its fullest capacity using specially packed disks with over 60 outstanding programs each. Not available from any other source!

- Applesoft
- 3.3 DOS

PROGRAMS \$1-EACH

APPLEWARE INC. offers An extensive variety of interesting, useful and entertaining programs indispensable to the serious computerist including:

- | | | |
|-----------|---------------|---------------|
| Business | • Educational | • Graphics |
| Games | • Music | • Science |
| Utilities | • Data Base | • Finance ... |

Library disks 1, 2 & 3 are mixed categories and new disks 4 (Games), 5 (Utilities), 6 (Graphics) & 7 (Integer) at \$59.95 each. Why pay more?

Order direct from this ad and **Save up to \$136.** Buy disk library package 1, 2 & 3 and get a special bonus disk **FREE** — over **260** programs for \$179.95 + shipping. For best value, get all 8 disks for \$349, postage prepaid, for over **530** of our best programs at 85¢ each! Call now toll free: 1-800-327-8664

Florida: 1-305-987-8665

6400 Hayes St.
Hollywood, FL 33024



CIRCLE NO. 7 ON FREE INFORMATION CARD

Poly Paks Inc.
QUALITY ELECTRONICS SINCE 1987

At Last!!
The VERY Affordable

TIMEX sinclair 1000

COMPUTER

ONLY \$99

Powerful - Portable - Expandable

A PROGRAMMABLE PERSONAL COMPUTER featuring:

- 280A Based Four Chip Design
- Single Key Entry
- 2K Memory (Opt'n'l RAM Module Avail. See Below)
- Durable 40 Key Membrane Type Keyboard
- Graph Drawing & Animated Display Facilities

Use With Any TV & Cassette Player (Not Included)
Size: 6 1/2" x 6 1/2" x 1 3/4" Cat. No. A7471

FREE! FREE!

Order This Computer With the 16K RAM Module, & Any Two Software Cassettes To Receive **FREE** THE MIXED GAME BAG #1 Cassette!

TIMEX/sinclair 16K RAM MODULE

- Provides Use of More Sophisticated Software (See Below)
- Plugs Directly Into the Computer for Instant Expansion From 2K to 16K
- Access to Greater Amounts of Data

Only \$49

Size: 3" x 3" x 1 1/2" Cat. No. A7472

Choose from Over 20 SOFTWARE PROGRAM CASSETTES

• VU-CALC • Inventory Control	• The Checkbook Manager	• The Coupon Manager
• Critical Path Analysis	• The Budgeter	• The Cube Game
• Manufacturing Control		• States & Capitals
• Flight Simulator		
\$19.95ea.	• The Loan Amortizer	\$12.95ea.
• The Stock Option Analyzer	• Grimm's Fairy Trails	• The Mixed Game Bag #1
• The Organizer • The Stamp Collector	• The Car Pooler • Super Math	• Statistics
\$16.95ea.	• The Gambler • Backgammon	\$9.95ea.
	\$14.95ea.	

Poly Paks Inc.

ORDER BY MAIL **TOLL 800-343-3086**
OR CALL: **FREE** in MA & Outside US (617)245-3828

16-18 DelCarmine St. CE-12 M-F 8:30-5PM, Sat till 12:30
Wakfield, MA 01880 Ask for **FREE CATALOG** Shipping & Handling Add 3%

CIRCLE NO. 31 ON FREE INFORMATION CARD

means of a LED-phototransistor optoisolator. Resistor *R7* limits current to the LED in the optoisolator. You can use any standard optoisolator in this and any of the following circuits that use them.

You can adjust *R1* to provide a time delay of up to a minute or so. For longer delays, increase *C1* to 100 μF . You should be able to obtain delays of at least several minutes or more.

Interval Timer. The circuit in Fig. 2 will convert a modified disc 4000 into an elapsed-time camera. By adjusting *R1*, you can take pictures at intervals ranging from a few seconds to several minutes. In this mode, the camera can record on a single film disc fifteen sequential images of such time-dependent subjects as an opening flower, a busy intersection, passing clouds, children at play, sports events, and many others.

Like the previous circuit, the interval timer requires both timers in a 556 chip. The first is connected as an astable multivibrator whose period of oscillation is controlled by *R1* and *C1*. The output from the oscillator triggers a monostable whose fixed-duration output pulse is controlled by *R3* and *C4*. For each cycle of the

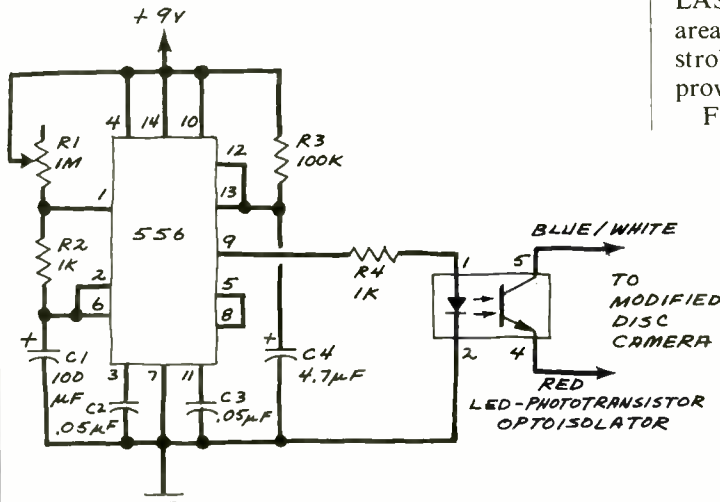


Fig. 2. Internal timer for disc camera

astable, the monostable provides a pulse having sufficient duration to trigger the disc camera via the optoisolator.

You'll find many interesting applications for this interval timer. For example, when *R1* is set to provide a trigger pulse about every 1.3 seconds (you may need to reduce *C1* to a few microfarads), you can record about 20 seconds or so of an athletic event, experiment, or other fast moving occurrence on a single film disc. Longer delays are well suited for recording slower events such as those mentioned earlier. Note that a 1.3-second delay is the minimum recycle time for the disc 4000.

Triggering the Disc Camera with Light. Many simple circuits can be devised which will permit a modified disc 4000 to be triggered by light. A light-triggered camera can be used to photograph lightning, people or objects breaking a light beam, or even intruders. Of course, such a camera can be triggered from a distance of tens or even hundreds of feet by pointing a visible or infrared source at its sensor.

A Light-Activated SCR Trigger Circuit. The light-activated SCR (LASCR) has long been used as a light sensor in slave flash units. In this role, one or more LASCR-controlled slave flashes are placed around an area to be photographed. The flash from the camera's strobe then triggers the LASCR equipped strobes to provide additional illumination.

Figure 3 shows a simple LASCR circuit for trigger-

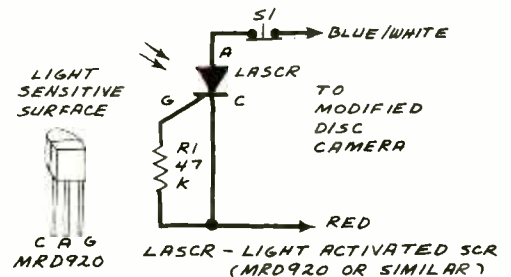


Fig. 3. Light-activated SCR trigger.

TRS-80™ by RADIO SHACK - DISCOUNT PRICES

WE PAY SHIPPING in the 48 continental states on prepaid orders of \$100.00 or more.

NO TAXES are collected on out-of-state shipments.

WE ACCEPT Visa, MasterCard and American Express, or you can save additional money by paying cash.

TOLL FREE ORDER NUMBER
800/531-7466



Pan American Electronics

1117 Conway Ave. • Dept. C.E.
Mission, Texas 78572
Phone 512/581-2766
Telex Number 767339

ing a modified disc 4000. Most strobes provide too brief a flash to allow the output from this circuit to trigger the camera. The circuit does, however, work well when triggered by flash bulbs, the beam from a flashlight, or a visible or infrared laser.

The LASCR I used is a Motorola MRD920. It's available from Motorola suppliers or Radio Shack (catalog number 276-1095A). It's necessary to open normally closed pushbutton switch *S1* after each operation since the current through the camera's switch leads is sufficient to keep the LASCR turned on after it has been illuminated. This means the camera will respond to an initial flash of light while ignoring subsequent flashes—at least until *S1* is pressed.

A Phototransistor Trigger. The simplest light-activated trigger for a modified disc 4000 is a single phototransistor connected across the shutter switch contacts as shown in Fig. 4. Many different silicon phototransistors (Fairchild FPT-100, Motorola MRD-310, Texas Instruments TIL-414, etc.) can be used in this application.

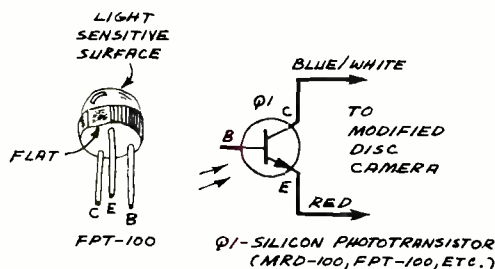


Fig. 4. Light-sensitive trigger for modified camera.

For best results, the phototransistor's active surface should be shielded from direct external light. A length of black, heat-shrinkable tubing works well. Black electrical tape can also be used, but the sticky inner surface of the tube formed by the tape will collect dust particles.

Light flashes having a duration under about 100 ms will not trigger the disc camera. Sweeping across the sensitive surface of the phototransistor with the beam from a flashlight, helium-neon laser, infrared-emitting diode, or diode laser works well. In all cases, the range can be increased substantially by collimating the light source to provide a very narrow beam. Of course it's more difficult to point a narrow beam at a small target over a range of a few hundred feet. But it can be done if you're patient. A tripod helps if your light source is invisible infrared.

An Improved Phototransistor Trigger. Figure 5 shows how to isolate the phototransistor in Fig. 4 from the disc camera. In operation, when *Q1* is not illuminated, the LED in the optoisolator receives no forward bias. When *Q1* is turned on by an external light source, the LED in the optoisolator is biased through *R1*, the phototransistor in the optoisolator switches on, and the camera is triggered.

Like the preceding phototransistor circuit, this trigger circuit will fire the camera every time you sweep a light beam across the phototransistor. The only restriction is that the phototransistor must be illuminated for 100 ms or so. Of course, the camera cannot be triggered during the 1.3-second recycle time following the making of an exposure.

A Break-Beam Phototransistor Trigger. Revising the circuit in Fig. 5 permits the modified disc 4000 to be triggered when a continuous beam illuminating *Q1*'s active surface is broken. In operation, when *Q1* is turned on by a continuous light source, the anode of the LED in the optoisolator is pulled low. When the beam is interrupted, *Q1* switches off, thereby allowing the optoisolator's LED to be forward biased through *R1*. This switches on the phototransistor in the optoisolator and triggers the camera.

Incidentally, very brief interruptions in the beam (less than about 100 ms) will not trigger the camera. This provides good protection from false triggering caused by falling leaves when used outdoors.

Xenon Strobe Activated Trigger. For applications where it's necessary to trigger the modified disc 4000

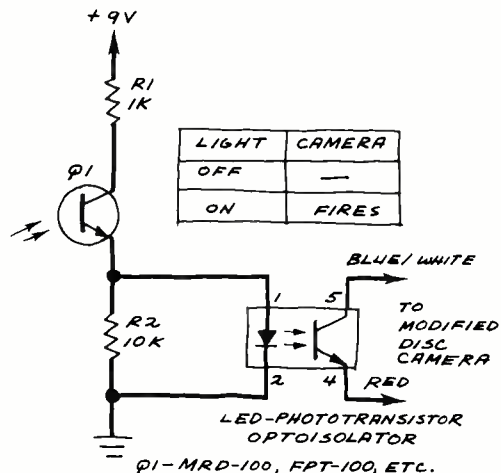


Fig. 5. Improved light-sensitive trigger.

with a very brief flash of light, the incoming pulse must be stretched. Figure 7 shows one way this can be accomplished.

In operation, a 555 timer is configured as a monostable multivibrator which outputs a pulse of 100 ms or more when it has been triggered. A phototransistor connected to the trigger input of the 555 initiates the timing sequence when a brief light flash occurs. The output from the 555 is coupled to the modified disc 4000 via an optoisolator.

This pulse-stretching method can be used in other circuits designed to trigger the camera with a very brief event. For example, very intense pulses are produced by SH (single-heterostructured) diode lasers driven with high-current pulses. Substituting a fast-risetime PIN photodiode (TIL413 or similar) for the phototransistor would allow such a laser to trigger the camera from a considerable distance. The PIN diode should be con-

nected in the *reverse* biased mode (anode to ground). The beam from the laser should be collimated with a small *f/1* lens for best results.

Going Further. The circuits presented in this column are merely representative of methods for triggering a modified disc camera. You may wish to utilize one or more of the circuits in conjunction with other circuits to provide special-purpose triggering circuits. For exam-

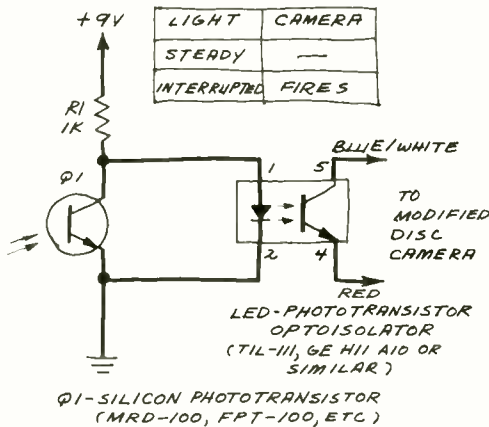


Fig. 6. Break-beam trigger circuit.

ple, a sound-triggered camera can be achieved by coupling the output from an audio amplifier into the 555 pulse stretcher shown in Fig. 7. Another possibility is a disc camera triggered by a tone-modulated light beam.

Perhaps the most interesting method of triggering the camera remotely is by means of radio control. This will be the subject of the third and final installment of this series. We will explore several radio control systems. And I'll describe how you can make fascinating aerial photographs by flying a radio-controlled disc camera from a kite or a helium-filled balloon. ◆

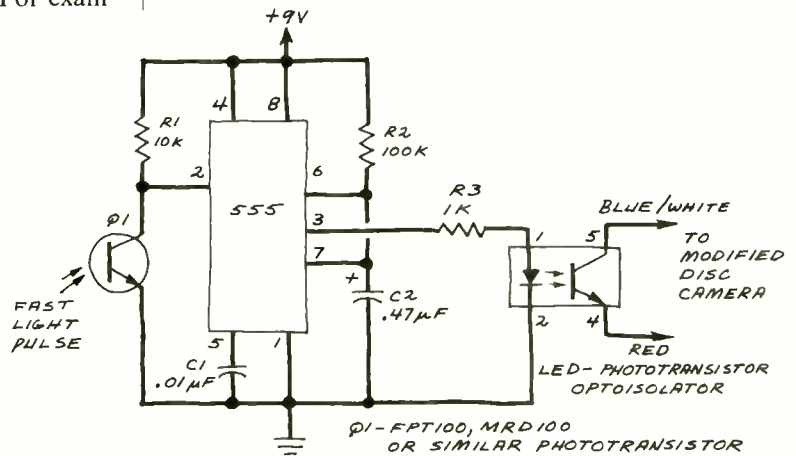




Fig. 7. Trigger activated by a xenon strobe.

FREE McIntosh STEREO CATALOG and FM DIRECTORY

Get all the newest and latest information on the new McIntosh stereo equipment in the McIntosh catalog. In addition you will receive an FM station directory that covers all of North America.



SEND TODAY!

McIntosh Laboratory Inc.
East Side Station P.O. Box 96
Binghamton, N.Y. 13904-0096

CE

NAME _____

ADDRESS _____

CITY _____

STATE _____

ZIP _____

If you are in a hurry for your catalog please send the coupon to McIntosh. For non rush service send the Reader Service Card to the magazine.

FOCUS

FOR ORDERS ONLY! TOLL-FREE (800)221-0628

ATARI HEADQUARTERS **VIDEO** LARGEST AUTHORIZED SONY DEALER IN BROOKLYN

Computers	
Atari 400 w/IBK	264 95
Atari 800 w/Basic Cart	699 95
Commodore Vic 20, expands to 32K	189 95
Sharp PC 1211	89 95
w/Printer GS 122	168 95
Sharp PC 1566	188 95
Times-Sinclair Computer	87 95
11 95 48 Comp	294 95
100 Mhz Rebase	
SONY Trinitron Color Television	
RCA VET 208	889 95
RCA VGT 850 Delay Sound-14 Day	1000 00
Cable Ready	
NEW RCA CCO15	948 95
RCA CCO12 Lite Wrt	599 95
RCA CCO11 - Newcon Tube	729 95
I.V.C. New HR-7500 Cable Ready/	
Stereo/Wireless	894 95
I.V.C. HR-7200	869 95
I.V.C. HR-2650-Portable	1000 00
PAN PY 1275 New w/Search	479 95
PAN PK 1180 Stereo Delay 14 day	
Cable Ready/Wireless	879 95
PK 972 Pro 12-1 zoom	378 95
PAN PK 882 Auto Focus	719 95
PAN PK 856	629 95
PAN PY 5200 Portable Wireless/	
Cable Ready	819 95
PAN PY 5200 Portable w/T 12 Func	
Remote	719 95
Video Tapes	
FLX T120	5/59 00
VHS 6 hr	5 pc/\$47 95
T.D.K. T 120 6 hr	5 pc/\$56 80
MAXELL T 120 Pro	5/57 00
MAXELL New HGX T-120	5 pc/\$70 70
BETA L-500	5 pc/\$57 90
BETA L-750	5 pc/\$52 95
SONY L-830	5 pc/\$66 90
SONY L-830	5/59 00
BASEF T120 Chrome	5/59 00
SONY WALKMAN-1 1980	
WALKMAN DS Pro	229 90
SARTO MC-30 AM & FM	99 90
WALKMAN-2 w/MOR-4L15	
Headphones	69 95
WALKMAN-3 Executive Black, Thin	89 95
TCS210, Stereo Record and Play	89 95
FM WALKMAN SRF 30W, Stereo	47 95
NEW GE Stereo Escape II	
Smartest Walkie Stereo Made	86 95
TOSIBA RTB-1 Stereo Record FM	79 95
ANNA HS802 New	139 90
Video Guard Stabilizer w/RF	49 95
Video Guard Stabilizer w/IF	149 95
Videcraft Distorter II	194 95
Cool Las Pro Video Lita	99 90
Acme Video Lite w/Show	49 99
Delux Video Cart w/Tripod	
Head	50 90
Sak Delux Video Tripod	64 90
Delux 10 Amp W/ Bart Batt	199 90
Video Accessories	

WE HAVE ALL SONY PROFEET T V's
KV-4100 w/AM & FM/Tape/Monitor 629 95
KV-5400 9" Electronic Tuning 379 99
KV-1207 12" 224 95
KV-1211R 12" remote 449 90
KV-1545S 15" Remote Cable Ready 419 95
KV-1746R 17" Remote 588 95
KV-1745R 21" Cable Ready/Remote 699 90
KV-2045S 20" Cable Ready/Remote 849 90
KV-2648R "Stereo" 105 Ch. Black 985 00

CONSUMER BEWARE!
All our Walkmans include the one and only ORIGINAL HEADPHONES supplied by the factory at no additional cost.

For information and all N.Y. State orders, please dial (212)971-7600. All items subject to availability and price change. Mail and phone orders C.O.D. Master Charge. Visa & K. Shipping extra. Everything Factory Fresh 10 day Money Back Guarantee (less shipping). FOCUS ELECTRONICS 4523-13th Ave., Brooklyn, NY 11219

CIRCLE NO. 28 ON FREE INFORMATION CARD

120

CIRCLE NO. 15 ON FREE INFORMATION CARD

Computers & Electronics

1982 EDITORIAL INDEX

AUDIO AND VIDEO

	Mo./Pg.
Audio Gate Expands Dynamic Range, Simple (Davis)	July 49
Out of Tune Correction	Nov. 6
Decoder for New CX Records, \$70 (Roberts)	Jan. 39
Equalizer, Optimized Graphic (Gorin)	Dec. 85
Phono Cartridge, How to Sweeten the Sound of Your (Nagel)	May 70
Records Live Again!, 78-RPM (Bintliff)	April 77
R-F Modulator for Crisp Color Signals, One-Chip (Bergan & Scott)	Feb. 59
Signal Processors, Enhancing Stereo Sound with (Feldman)	March 49
Stereo Component Switchbox, Build a Low-Cost (Arrington & Sanders)	Feb. 52
TV/Game Antenna Switch?, Still Using a "Model T" (Kloesz)	Nov. 53
TV Sound with Stereo, Enhance (Cohen)	June 55
Out of Tune Correction	Aug. 8
Video Accessories (Berger & Braithwaite)	Oct. 63
Video Tape Recordings, How to Get a Professional Look from Your (Marks)	Sept. 45

COMMUNICATIONS

	Mo./Pg.
Fiber Optics, Experimenting with (Byers)	May 63
Out of Tune Correction	July 6
Loran-C—A Marine Long Range Navigation Tool (Englert)	Aug. 40
Networks for Computers, Communications (Veit)	Oct. 51
Scanners, Plug-In Accessory Upgrades Pocket (Johnstone)	Oct. 75
Shortwave Converter for Any AM Radio, A Simple (Hirsch)	Jan. 65
SWR..., While You Talk, Check Your (Danzer)	July 69
Synchronous Detector for AM Radio, Build a (Hirschberger)	April 61
Out of Tune Correction	July 6

COMPUTERS

	Mo./Pg.
Doubles to Your Computer Add (Barbarellero)	March 70
Analog-Digital Converter for TRS-80 Interfacing (Mangieri)	Jan. 48
Analog Signals for Digital Systems, Processing (Pearson)	June 64
Apple with a Luminance Board, Polish Your (Dahby)	Nov. 42
Circuit Analysis with Your TRS-80 Computer (Babylon)	Oct. 76
Computer Clones (Veit)	Nov. 64
Computer Graphics (Veit)	Nov. 79
Computer Speaking, Part 1, This Is Your (Carlstrom)	Sept. 20
Computer Speaking, Part 2, This Is Your (Carlstrom)	Oct. 43
Computers, Which One Is for You? (Desposito)	May 45
Data Loss in Your TRS-80 Computer, Eliminate (Wilson)	April 81
Decimal Multiplication for the ZX-80 (Redman)	Feb. 63
EPROMs with a Small Computer, Programming, Part 1 (Doolittle & Tkalcovic)	July 61
EPROMs with a Small Computer, Programming, Part 2 (Doolittle & Tkalcovic)	Aug. 67
Handheld Computers, PE Compares New (Mims)	July 38
Math Package for Elf Computers, A 16-Bit (Fitzgerald)	Aug. 60
Memory Storage the Megabyte Way (Miestowski)	Dec. 83
Microprocessor, Designing with the 8080 (Carlstrom) Part 5, Morse Code Hardware Interface	Jan. 62
Microprocessor, Designing with the 8080 (Carlstrom) Part 6, Conclusion—Programming the CPU Module's ROM	Feb. 69
Minifloppy Battle, The 3" vs. 3½" (Solomon)	Nov. 94
Networks for Computers, Communications (Veit)	Oct. 51
Printer for a Small Computer, Choosing (Burawa)	March 37
Printout, The Wide (C. and D. Lewart)	June 43
Software for Graphic Plotting (Veit)	Dec. 68

Speech Board Makes Anything Talk!

(Reese & Keller)	Dec. 47
Timing Diagrams: How to Read and Use Them (Colwell)	Sept. 66
68000 CPU, The (Scales)	Nov. 86

CONSTRUCTION

	Mo./Pg.
Analog-Digital Converter for TRS-80 Interfacing (Mangieri)	Jan. 48
Analog Meter's Range, Increase Your (Bailey)	Oct. 72
Anti-Burglary System, A New, Effective (Kirby)	June 49
Out of Tune Correction	Oct. 9
Apple with a Luminance Board, Polish Your (Dahby)	Nov. 42
Audio Gate Expands Dynamic Range, Simple (Davis)	July 49
Out of Tune Correction	Nov. 6
Automotive Tune-Up Meter, Digital (Ball)	May 37
Out of Tune Correction	July 6
Out of Tune Correction	Nov. 6
Carpenter's De"Light" (Plevy)	Dec. 82
Charge Two Car Batteries at Once (Cohn)	April 76
Computer Speaking, Part 1, This Is Your (Carlstrom)	Sept. 20
Computer Speaking, Part 2, This Is Your (Carlstrom)	Oct. 43
Data Loss in Your TRS-80 Computer, Eliminate (Wilson)	April 81
Decoder for New CX Records, \$70 (Roberts)	Jan. 39
Derate Your Components, For Projects that Last (Hansen)	Jan. 45
Digital Clock to Control Appliances, Teach Your (Colwell)	May 73
Doubles to Your Computer, Add (Barbarellero)	March 70
Electronic Electroscope, A Science Fair Project (Kunde)	Jan. 59
EPROMs with a Small Computer, Programming, Part 1 (Doolittle & Tkalcovic)	July 61
EPROMs with a Small Computer, Programming, Part 2 (Doolittle & Tkalcovic)	Aug. 67
Equalizer, Optimized Graphic (Gorin)	Dec. 85
Extension Phone Ring to Your Telephone, Add a Distinctive (Forbes)	April 56
Fiber Optics, Experimenting with (Byers)	May 63
Out of Tune Correction	July 6
Flicker Box, The (Russo)	Dec. 64
Idiot Lights (Hilbert)	Dec. 92
Level Indicator for Boat Gas Tanks (Hayes)	June 62
Logic Probe, 10-LED (Parron)	Sept. 72
Mailbox Sentry, Build the (Svoboda)	Nov. 76
Microprocessor, Designing with the 8080 (Carlstrom) Part 5, Morse Code Hardware Interface	Jan. 62
Microprocessor, Designing with the 8080 (Carlstrom) Part 6, Conclusion—Programming the CPU Module's ROM	Feb. 69
Motor Control for Warm-Air Systems, Triac (Caristi)	Aug. 52
Out of Tune Correction	Nov. 6
Oscilloscopes, 4-Trace Converter for (Morgan)	July 57
Photo Flash, Sound-Activated (Ulevich)	May 69
Power Meter Keeps Tabs of How Much Electricity an Appliance Uses (Lewart)	Aug. 54
Printout, The Wide (C. and D. Lewart)	June 43
R-F Modulator for Crisp Color Signals, One-Chip (Bergan & Scott)	Feb. 59
Records Live Again!, 78-RPM (Bintliff)	April 77
Resistance-Capacitance Substitution Box, Build a (Lewart)	April 80
Scanners, Plug-In Accessory Upgrades Pocket (Johnstone)	Oct. 75
Shortwave Converter for Any AM Radio, A Simple (Hirsch)	Jan. 65
Smoke Detectors, Add a Safe, Convenient Shutoff to (Danzer)	Jan. 68
Out of Tune Correction	March 8
Solar Energy to Recharge Your Batteries, How to Use (Karns)	Aug. 55
Solid-State Speed Control (Miller)	June 54
Solid-State Switch, Build a Touch-Controlled (Raich)	July 66
Speech Board Makes Anything Talk! (Reese & Keller)	Dec. 47

Stereo Component Switchbox, Build a Low-Cost (Arrington & Sanders)	Feb. 52
Sweeten the Sound of Your Phono Cartridge, How to (Nagel)	May 70
SWR..., While You Talk, Check Your (Danzer)	July 69
Taillight Conversion, 4-to-3 Wire (Cranmer)	March 68
Telephone Status Monitor, Build a (Albing)	June 60
Time-On Recorder, Build the (Flynn)	Feb. 64
Synchronous Detector for AM Radio, Build a (Hirschberger)	April 61
Out of Tune Correction	July 6
Thermostat, New "Vacation" (Fox)	Aug. 48
TV Screen into an Oscilloscope, Turn Your (Reagan)	Sept. 63
TV/Game Antenna Switch?, Still Using a "Model T" (Kloesz)	Nov. 53
TV Sound with Stereo, Enhance (Cohen)	June 55
Out of Tune Correction	Aug. 8
Waveform Storage to Your Oscilloscope, Add (Wang & Murphy)	April 43


DEPARTMENTS AND COLUMNS

	Mo./Pg.
Computer Bits (Warren)	
Another Small Computer	Jan. 28
Exciting Episode Travels Well	Feb. 41
Extend Your Apple	March 90
Training Tools and System Add-Ons	April 38
Latest Micros Offer Power and Graphics	May 34
New Boards Work—And Play—Hard	June 72
Add-Ins and Add-Ons Increase System Performance	July 75
Accessories and Software	Aug. 34
Notes on Using Your System as a Secretary	Nov. 108
About that Card File	Dec. 102
Computer Bits (Solomon)	
A First Look at Zenith's Z-100	Sept. 40
Computer Bits (Veit)	
News from the Computer Shows	Oct. 84
Computer Hardware (Solomon)	
The New QX-10 Computer	Nov. 22
Trying Out Sinclair Spectrum Computer	Dec. 36

PAT. # 4,259,705

WARNING!

Electric Power Pollution, Spikes, Interference & Lightning HAZARDOUS to HIGH TECH EQUIPMENT!!



MicroComputers, VTR, Hi-Fi, Lasers, Spectrometers are often damaged or disrupted due to Power Pollution

High Tech components may interact!

Our patented ISOLATORS eliminate equipment interaction, curb damaging Power Line Spikes, Tame Lightning bursts & clean up interference.

Isolated 3-prong sockets; integral Spike/Lightning Suppressor. 125 V, 15 A, 1875 W Total, 1 KW per socket.

ISO-1 ISOLATOR. 3 Isolated Sockets; Quality Spike Suppression; Basic Protection \$69.95

ISO-3 SUPER-ISOLATOR. 3 DUAL Isolated Sockets; Suppressor; Commercial Protection \$104.95

ISO-17MAGNUM ISOLATOR. 4 QUAD Isolated Skts; Suppressor; Laboratory Grade Protection \$181.95

Master-Charge, Visa, American Express

TOLL FREE ORDER DESK 1-800-225-4876
(except AK, HI, MA, PR & Canada)

SATISFACTION GUARANTEED!

Electronic Specialists, Inc.
171 South Main Street, Natick, MA 01760
Technical & Non-800: 1-617-655-1532

Computer Software (Veit)			
VALDOCS and the Mind Amp	Nov.	24	
Software for Holiday Giving	Dec.	30	
DX Listening (Hauser)			
More American Shortwave Stations on the Air Soon	Feb.	102	
Researching the Shortwave Audience	March	106	
Taiwan Gets American Relay Station	May	92	
Monitoring the Falklands Crisis	Sept.	94	
Recommended Shortwave Programs			
Part 1	Nov.	122	
Recommended Shortwave Programs, Part 2	Dec.	99	
Editorial (Salsberg)			
Mickey Mouse in the Courthouse	Jan.	4	
Tilting the Future	Feb.	6	
Whose Time Has Come?	March	6	
Looking Backward	April	6	
The Two-Way Editorial Street	May	6	
Copping Out	June	6	
Down with QWERTY	July	4	
Free Energy	Aug.	6	
"You Ain't Seen Nothing Yet"	Sept.	4	
Meet Computers & Electronics	Oct.	6	
Number One!	Nov.	4	
Omens for 1983	Dec.	8	
English Broadcasts Audible in North America (Hauser)	Jan.	83	
	July	85	
Entertainment Electronics (Berger)			
CX Noise Reduction in Perspective	Jan.	14	
Live Recording Revisited	Feb.	22	
Microtape and Music	March	16	
Entertainment Electronics (Feldman)			
Audio Goes Digital in Las Vegas	April	20	
Listening Locations Equalized Digitally	May	16	
Finally—A Test Record for Everyone	June	15	
The AM Stereo Situation	July	14	
Stereo TV Is Coming Soon	Aug.	14	
Professional-Quality 1/2" Tape	Sept.	82	
A New Approach to Automobile Stereo System	Dec.	10	
Experimenter's Corner (Mims)			
A Programmable Function Generator	Jan.	80	
Pulse-Frequency Modulated Infrared Communicator	Feb.	98	
How to Protect Profitable Ideas			
Part I. Adventures of an Idea Peddler	March	103	
How to Protect Profitable Ideas			
Part 2. Notebooks, Lawyers, and Patent Applications	April	100	
Experimenting with Low-Power Integrated Circuit	May	98	
A Single-Channel Infrared Remote Control System	June	84	
Experimenting with Piezoelectric Devices			
Part 1. Microphones, Pushbuttons, and Ceramic Filters	July	82	
Experimenting with Piezoelectric Devices			
Part 2. Piezo-Alerters and Crystal Oscillators	Aug.	80	
A Single-Chip Analog Building Block	Sept.	98	
Experimenting with a Servomechanism	Oct.	92	
Experimenting with Kodak's Disc Camera			
Part 1. Modifying the Camera for Electronic Triggering	Dec.	111	
Part 2. Controlling the Camera Remotely	Dec.	116	
Fundamental Facts (Buchsbaum)			
Noise Fundamentals	Jan.	72	
Feedback Fundamentals	Feb.	90	
Programmer's Notebook (Keogh)			
Fire that Gun!	June	74	
Keeping Time	July	79	
Drawing Bar Graphs	Aug.	84	
Moving and Firing a Gun at Will	Sept.	87	
Keeping Score	Oct.	88	
Rolling the Dice	Dec.	104	
Project of the Month (Mims)			
A Sound-Effects Generator	Jan.	90	
Bomb-Burst Synthesizer	Feb.	109	
Power Pulse Generator	March	112	
Event-Failure Alarm	April	107	
Dual-Polarity Five-Volt Power Supply	May	108	
An Ultra-Simple VMOS Timer	June	92	
A Fully Adjustable Pulse Generator	July	90	
A Tunable Notch Filter	Aug.	90	
Two 60-Hz Hum Filters	Sept.	105	
Controller for Small DC Motors	Oct.	98	
Homemade Pressure Sensitive Resistor	Nov.	124	
A 000-to-999 Event Counter	Dec.	124	
Solid-State Developments (Mims)			
Bubble Memory Developments	Jan.	74	
The New Power FETs	Feb.	94	
Focus on CMOS	March	97	
Mercury, Vacuum, and Solid-State Pressure Sensors	April	94	
The Rainbow LED	May	89	
Reflections on the Pocket Calculator	June	81	
New Piezoelectric Products	July	73	
PICs; Photonic Integrated Circuits	Aug.	76	
New Power MOSFETs	Sept.	86	
The Microprocessor Enters Its Second Decade	Oct.	90	
A Universal Active Filter Breakthrough	Nov.	104	
New Developments in Fiber Optics	Dec.	110	
FEATURES			Mo./Pg.
AC Power, Controlling (Tenny)	March	78	
Analog Signals for Digital Systems, Processing (Pearson)	June	64	
Circuit Analysis with Your TRS-80 Computer (Babylon)	Oct.	76	
Computer Clones (Veit)	Nov.	64	
Computer Graphics, Printing (Veit)	Nov.	79	
Computers, Which One Is for Your?			
(Desposito)	May	45	
Current-Limiting Techniques (Pittelkau)	May	62	
Decimal Multiplication for the ZX-80 (Redman)	Feb.	63	
Derate Your Components, For Projects That Last (Hansen)	Jan.	45	
Down the Tube (Lindensmith)	April	106	
Fiber Optics, Experimenting with (Byers)	May	63	
Out of Tune Correction	July	6	
Handheld Computers, PE Compares New (Mims)	July	38	
Loran-C—A Marine Long Range Navigation Tool (Englert)	Aug.	40	
Math Package for Elf Computers, A 16-Bit (Fitzgerald)	Aug.	60	
Memory Storage the Megabyte Way (Miasowski)	Dec.	83	
Minifloppy Battle, The 3" vs. 3 1/2" (Solomon)	Nov.	94	
Networks for Computers, Communications (Veit)	Oct.	51	
Printer for a Small Computer, Choosing a (Burawa)	March	37	
Quizzes for Electronics, Learning (Hughes)	April	57	
Quizzes for Electronics, Learning (Hughes)	May	86	
Quizzes for Electronics, Learning (Hughes)	June	70	
Out of Tune Correction	Aug.	8	
Signal Processors, Enhancing Stereo			

The Best Arcade Simulation Software for Your TRS-80[®] Brought to You by Soft Sector Marketing, Inc.

ALIEN DEFENSE

by Larry Ashmun

Piloting your ship across the horizontally moving terrain, you must battle the various enemy spacecraft. You are under attack almost constantly from missiles and bombs, to make matters worse, your ground patrol people are being picked up by the alien landers. To save them you must shoot the landers and swoop down to "catch" the falling man. This fast-action game requires skill and rapid reflexes. The Model III version makes excellent use of that model's special graphic features and both Mod I and Mod III disk versions TALK. Arcade simulation 1982.

CATERPILLAR

by Larry Ashmun

You are being attacked by a raging caterpillar. As he creeps down the valley, you must destroy it or be destroyed. If you escape from the first one you will have only survived to fight another. Beware of the trained killer moth and tumblebugs. Another exciting arcade simulation brought to you by Soft Sector Marketing, Inc.

FORTRESS II

by Larry Ashmun

A super-fast paced arcade game. Defend your fortress from alien fighters, but watch out for the sneak attack. The game starts out slow but speeds up very quickly.

SKY SWEEP

by Mark Barlow

You are flying above an ever changing terrain. Missile after missile is launched at you from below, while you battle oncoming gun fire, only to enter an ominous cave where danger is tripled. Only skill will guide you through.

OUTHOUSE

by Factory Programming

Is there no place sacred? Even the outhouse has been invaded. Ward off intruders who creep up to the outhouse to snatch the paper supply. At the same time you must defend yourself from their firing ships in the sky. Be very careful, when your paper supply is gone... so are you! With sound and disk version talks.

Prices Per Game:

TRS-80 16K Level II Mod I/Mod III Cassette \$15.95
TRS-80 16K Level II Mod I/Mod III Disk \$19.95

10% discount for 2 items, 15% for 3 or more.

Talking and sound effects are playable through the cassette AUX plug. High scores are automatically saved after each game on disk versions.

— All Programs are Joystick Compatible —

Call or Write Us for Our Complete Catalog!

SSM SOFT SECTOR MARKETING,
INCORPORATED

P.O. Box 340 • Garden City, MI 48135

Order Line **800-521-6504**

Michigan Orders & Questions **313-425-4020**



PAYMENT—payment accepted by charge, personal check or C.O.D. only, under the following conditions. **Charges** processed when shipped, usually within 48 hours. **Personal Checks** delay shipping, pending 3 weeks to clear. **C.O.D.**

orders are certified check or cash only, add \$1.50. MI residents must add 4% sales tax. **SHIPPING & HANDLING**—Shipping Charges: Send the larger amount, 2% or \$2.50, unless stipulated otherwise. Any order received without shipping and handling will be shipped **freight collect Air Mail Shipping** outside of North America, please send the larger amount. 0% or \$10.00. Overpayment will be refunded.

Sound With (Feldman)	March	49
Solderless Sockets, Servicing (Bailey)	March	67
Square Waves With Any Frequency and Duty Cycle, Generating	Dec.	83
Telephone Devices Take Pain Out Of Dialing, New (Salm)	Feb.	45
Timing Diagrams: How to Read and Use Them (Colwell)	Sept.	66
Video Accessories (Berger & Braithwaite)	Oct.	63
Video Tape Recordings, How to Get a Professional Look From Your (Marks)	Sept.	45
68000 CPU, The (Scales)	Nov.	86

PRODUCT TEST REPORTS Mo./Pg.

Acoustic Research AR48s Three-Way Speaker System	May	20
Ashton-Tate dBase II Computer Software	Jan.	31
B&O Beocord Model 9000 Cassette Deck	Sept.	8
BBC-Metrawatt/Goerz Model MA 3D Digital Multimeter	Oct.	82
Commodore Model VIC-20 Low-Cost Computer System	Oct.	37
Crown Model SL2 Preamplifier	March	20
Denon Model DR-F7 Cassette Deck	Oct.	20
EPI Model A300 Speaker	Jan.	16
Fox Model BMP-10/60 Scanner Receiver	July	67
Fluke Model 8060A Digital Multimeter	Dec.	107
General Electric Model 19PC3708W 19" Color TV	Aug.	22
Harman-Kardon Model PM650 Integrated Amplifier	Aug.	20
Heathkit Model 10-4440 Dual-Trace Oscilloscope	March	88
Hewlett-Packard HP-86 and HP-87 Desktop Computer	Dec.	93
ILP Audio Power Amplifier Module	Feb.	23
Intelligent Systems Model 3651 Microcomputer System	April	31
Keithley Model 128 DMM	Jan.	69
Kenwood KVA-502 Audio-Video Control Amplifier and KV-901 Video Cassette Recorder	June	40
Krohn-Hite Model 4400 Ultra-Low Distortion Oscillator	May	81
Magnavox 19" Color "Phoenix" Chassis	April	29
McIntosh Model MA6200 Integrated Stereo Amplifier	Nov.	40
Osborne 1 Portable Computer	Sept.	35
Otrona "Attache" Portable Computer System	June	33
Panasonic Model CT-3031 13" Color TV	Feb.	31
Panasonic Model CT-3311 Micro Color TV	Dec.	16
Pioneer Model CT-8R Cassette Deck	April	25
Radio Shack TRS-80 Model III Desktop Computer	May	31
Sanwa Model LCD-900 Multimeter	April	41
Sanyo Model 91C85 19" Color TV Receiver	July	20
Shure Model V15 Type V Phono Cartridge	July	17
Sinclair ZS-81 Personal Computer	March	32
Sony Model ICF-2001 Receiver for AM-FM Broadcast and Shortwave	April	97
Sony NR-500 Dolby-C Noise Reduction Processor	June	30
Sony Profeel Component TV System	Sept.	28
A. W. Sperry EZ-6110 Portable Digital Multimeter	June	40
Sylvania 13" Color TV Receiver	May	23
Systems Group Model 2829 Microcomputer	July	28
Teac Model V-95RX Cassette Deck	Dec.	22
Technics Model SL-5 Linear-Tracking Turntable	Nov.	26
Teknika Model ATV-M19 19" Color TV Monitor	Nov.	14
Toshiba Model IK-1900 TTL Video Camera	Oct.	32
Toshiba Model T200-4 Computer System	Aug.	30
Triplett Model 7000 Universal Counter	Aug.	71
Technicolor Model 212 VCR	Jan.	21
Two Albia Instrument Modules	Feb.	82
Xerox Model 820 Desktop Computer	Feb.	35
Zenith Explorer TV/AM/FM Clock Radio	March	24

TEST EQUIPMENT Mo./Pg.

Analog Meter's Range, Increase Your (Bailey)	Oct.	72
Automotive Tune-Up Meter, Digital (Ball)	May	37
Out of Tune Correction	July	6
Out of Tune Correction	Nov.	6
Level Indicator for Boat Gas Tanks (Hayes)	June	62
Logic Probe, 10-LED (Parron)	Sept.	72
Oscilloscopes, 4-Trace Converter for (Morgan)	July	57
TV Screen Into an Oscilloscope, Turn Your (Reagan)	Sept.	63
Waveform Storage to Your Oscilloscope, Add (Wang & Murphy)	April	43

The professional breadboard.

(For professional, hobbyist or student.)

Global Specialties' PB-203A Proto-Board®

The solderless breadboard that set the industry standard for speed, versatility and convenience. With a capacity up to twenty-four 14-pin DIPs and three regulated power supplies (one fixed, two variable), PB-203A features a large array of sockets and bus strips that emulates standard PC layouts. Permitting instant insertion and removal of virtually any component from the largest DIP to the smallest discretes. Helping you design, assemble, test and modify circuits almost as fast as you can think! And built with professional durability, for all types of applications.



Our PB-203A. Only \$174* (kit \$149.95*) or PB-203 with single 5V supply, \$133.* One more reason so many people say "Proto-Board" for solderless breadboarding.

GLOBAL SPECIALTIES CORPORATION

70 Fulton Terr., New Haven, CT 06509 (203) 624-3103. TWX 710-465-1227
 OTHER OFFICES: San Francisco (415) 648-0611. TWX 910-372-7992. Europe Phone Salfron-Walden 0799-21682 TLX 817477
 Canada: Len Finkler Ltd. Downsview, Ontario

Call toll-free for details **1-800-243-6077** During business hours

*Suggested U. S. resale. Prices, specifications subject to change without notice. © Copyright 1981 Global Specialties Corporation

CIRCLE NO. 14 ON FREE INFORMATION CARD

Regency Scanners

Designed for the professional

Our radios deliver the kind of performance you need. For rugged day-to-day operations in practically any type of environment. Regency scanners can take it. So they're the first choice of professionals all around the country.

And when you think about it, what else would you expect from the only professional two-way radio manufacturer in the scanner business. We've taken the features you want, and incorporated them into our scanners. . . . base, mobile and hand held.

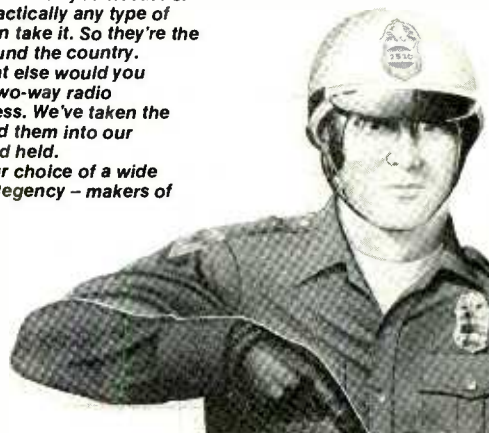
So listen to your channels on your choice of a wide variety of models and prices from Regency - makers of the world's first transistor radio.



Model R106



Model H604



Model M100

Regency Electronics, Inc.

7707 Records Street
 Indianapolis, Indiana 46226

CIRCLE NO. 48 ON FREE INFORMATION CARD

PROJECT OF THE MONTH

A 000-to-999 Event Counter

By Forrest M. Mims

THE CIRCUIT in Fig. 1 functions as a simple 000-to-999 event counter. It can be used to count such events as rotations of a wheel or shaft, objects passing by a point, and even flashes of lightning. It can also be configured to count events whose amplitude exceeds a programmable threshold.

The key to the simplicity of this circuit is an MC14553B (or 4553) three-digit BCD counter, a CMOS LSI chip that typically consumes only about 0.02 μ A (25° C) between counts. The 4553 includes a quad latch at the output of each of its three counters to provide storage of the current BCD count status. The outputs from the quad latches are steered to the chip's four BCD output pins by a time-division multiplexing arrangement.

Three digit-select outputs indicate which of the outputs of the counter latches has been steered to the BCD outputs. This provides a means for driving a three-digit multiplexed readout.

A high-to-low transition at the clock input (pin 12) of the 4553 advances the circuit one count. The BCD status of the count is converted into a seven-segment format by an MC14511B (or 4511) BCD-to-seven segment latch/decoder/driver. The 4511 can directly drive the segments of a common-cathode LED display at a maximum current of 25 mA. Like the 4553, it is a CMOS device with a very low quiescent current (about 0.01 μ A at 25° C).

Digits of the three-digit LED readout are sequentially strobed by the three digit-select outputs (pins 2, 1 and 15) and transistors Q1 through Q3. The strobe rate is controlled by an internal scan oscillator whose frequency is determined by C1. For special-purpose applications, the internal scan oscillator can be overridden by omitting C1 and applying an external clock signal directly to pin 4.

Triggering the Counter. The counter circuit can be triggered by external logic signals or by a relay or magnetic reed switch. Buffering is generally not required since the 4553 provides an internal pulse-shaping stage at its clock input.

Figure 2A shows a simple phototransistor input stage you can connect to the counter to provide an optically trig-

gered input. A light pulse of sufficient magnitude turns on Q1, which forces the clock input of the 4553 low and advances the count. With this input, the counter can be triggered by a flashlight, an infrared LED, a xenon strobe, or lightning.

To trigger the circuit by interrupting a continuous light source, as when counting objects such as people or cars, you can use Fig. 2B. Here the phototransistor is normally illuminated, thus keeping the clock input high. When the illuminator is interrupted, the phototransistor is turned off and the input to the 4553 is brought low, thus causing a count to occur.

In both modes of operation, lasers and collimated infrared-emitting diodes make excellent light sources. A low-power (e.g. 1-mW) helium-neon laser, for example, easily actuates the circuit over a range of tens of feet. Since their near-infrared emission more closely matches the peak spectral re-

sponse of silicon phototransistors, collimated beams from GaAs, GaAs:Si, and AlGaAs LEDs and diode lasers can activate the circuit over longer ranges.

For more sensitivity, hence longer ranges, an op-amp gain stage can be inserted between the phototransistor and the 4553 clock input. In the count-when-interrupted mode, the circuit will register a count immediately when a continuous light falling on the phototransistor is blocked. In the count-when-flashed mode, the circuit will indicate a count at the trailing edge of a light flash.

Be sure direct sunlight does not strike the phototransistor or it may not work properly. If sunlight or bright ambient light is a problem, try a filter and a light shield. Reverse-biased PIN photodiodes such as the TIL413 (Radio Shack catalog number 276-144) are more immune to sunlight and can be used in place of the phototransistor. \diamond

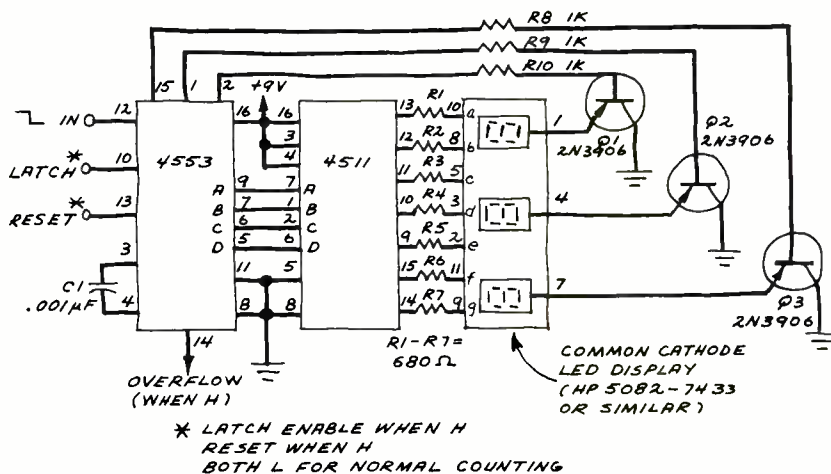


Fig. 1. Simplified block diagram of a 000-to-999 event counter.

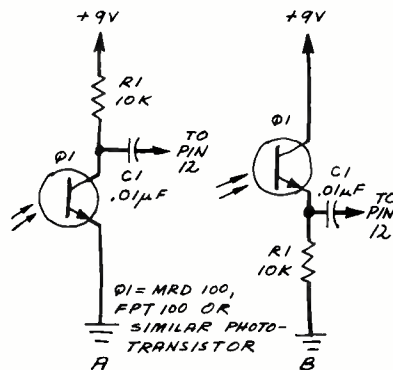


Fig. 2. Phototransistor inputs for 3-digit event counter.

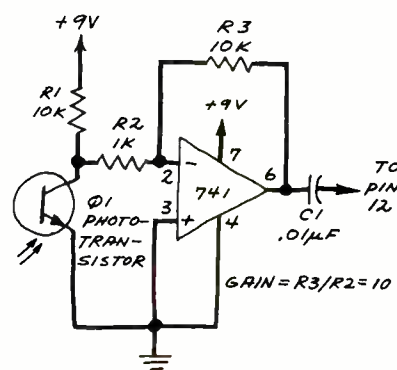


Fig. 3. Phototransistor gain stage for 3-digit event counter.

ANNOUNCING TWO NETRONS TERMINALS

Smart • Fast • Graphics • Matching Modem and \$295 Printer

Netronics announces a state of the art breakthrough in terminals, now at prices you can afford. You can go on-line with data bank and computer phone-line services. It's all yours "electronic newspapers," educational services, Dow-Jones stock reports, games, recipes, personal computing with any level language, program exchanges, electronic bulletin boards... and more every day!!



Netronics offers two new terminals, both feature a full 56 key/128 character typewriter-style keyboard, baud rates to 19.2 kilobaud, a rugged steel cabinet and power supply. The simplest one, FASTERM-64, is a 16 line by 64 or 32 character per line unit, with a serial printer port for making hard copy of all incoming data, and optional provisions for block and special character graphics. The "smart" version, SMARTERM-80, features either 24 line by 80 characters per line or 16 by 40 characters per line, it offers on-screen editing with page-at-a-time printing, 1,200 pixel graphics, line graphics, absolute cursor addressing, underlining, reverse video, one-half intensity and much more... simply plug them into your computer or our phone modem and be on-line instantly. Use your TV set (RF modulator required) or our deluxe green-phosphor monitor pictured above. For hard copy just add our matched printer.

Price breakthrough!!! Own the FASTERM-64, a complete terminal kit, ready to plug in for just \$199.95 or order the SMARTERM-80 kit for just \$299.95, (both available wired and tested). Be on-line with the million-dollar computers and data services today... we even supply the necessary subscription forms.

More good news. All the components in our terminals are available separately (see coupon), so you buy only what you need!!!

FASTERM-64 DISPLAY FORMAT: 64 or 32 characters/line by 16 lines 96 displayable ASCII characters (upper & lower case) 8 baud rates: 150, 300, 600, 1200, 2400 4800, 9600, 19,200 (switch select) LINE OUTPUT: RS232C or 20 ma current loop VIDEO OUTPUT: 1V P/P (EIA RS-170) CURSOR MODES: home & clear screen, erase to end of line, erase cursor line, cursor up & down, auto carriage return/line feed at end of line & auto scrolling REVERSE VIDEO BLINKING CURSOR PARITY odd, even or odd STOP BITS: 1, 1.5, 2 DATA BITS PER CHARACTER: 5, 6, 7 or 8 CHARACTER OUTPUT: 5 by 7 dot matrix in a 7 by 12 cell PRINTER OUTPUT: prints all incoming data 1K ON BOARD RAM 2K ON BOARD ROM CRYSTAL CONTROLLED COMPLETE WITH POWER SUPPLY

SMARTERM-80 DISPLAY FORMAT 80 characters by 24 lines or 40 characters by 16 lines 128 displayable ASCII characters (upper & lower case) 8 baud rates: 110, 300, 600, 1200, 2400, 4800, 9600, 19,200 LINE OUTPUT: RS232C or 20 ma current loop VIDEO OUTPUT: 1V P/P (EIA RS-170) EDITING FEATURES: insert/delete line, insert/delete character, forward/back tab LINE OR PAGE TRANSMIT PAGE PRINT FUNCTION CURSOR POSITIONING: up, down, right, left, plus absolute cursor positioning with read back VISUAL ATTRIBUTES: underline, blink, reverse video, half intensity, & blank GRAPHICS: 12,000 pixel resolution block plus line graphics ON-SCREEN PARITY INDICATOR PARITY: odd, even or odd STOP BITS: 110 baud 2, all others 1 CHAR OUTPUT: 7 by 11 character in a 9 by 12 block PRINTER OUTPUT: 60 OR 50 Hz VERTICAL REFRESH BLINKING BLOCK CURSOR CRYSTAL CONTROLLED 2K ON BOARD RAM ASCII ENCODED KEYBOARD: 56 key/128 character 4K ON BOARD ROM COMPLETE WITH POWER SUPPLY

TELEPHONE MODEM 103 O/A FULL DUPLEX FCC APPROVED DATA RATE 300 baud INTERFACE RS232C and TTY CONTROLS: talk/data switch (no need to connect and disconnect phone), originate/answer switch on rear panel NO POWER SUPPLY REQUIRED ASCII-3 56 KEY/128 CHARACTER ASCII ENCODED UPPER & LOWER CASE FULLY DEBOUNCED 2 KEY ROLLOVER POS OR NEG LOGIC WITH POS STROBE REQUIRES +5 & -12V DC (SUPPLIED FROM VIDEO BOARDS) PRINTER COMET I SERIAL I/O TO 9600 BAUD 80 CHARACTER COLUMN (1/32 COMPRESSED) 10" TRACTOR FEED UPPER/LOWER CASE INDUSTRY STANDARD RIBBONS 4 CHARACTER SIZE 9 BY 7 DOT MATRIX BI-DIRECTIONAL PRINTING



Continental U.S.A. Credit Card Buyers Outside Connecticut
CALL TOLL FREE 800-243-7428

To Order From Connecticut Or For Tech. Assist. Call (203) 354-9375

NETRONICS R&D LTD. Dept. CE

333 Litchfield Road, New Milford, CT 06776

Please send the items checked below:

- COMPLETE FASTERM-64 TERMINAL (includes FASTVID-64 video board ASCII-3 keyboard, steel cabinet and power supply) ... kit \$199.95 plus \$3 P&I ... wired & tested \$249.95 plus \$3 P&I ... graphics option: add \$19.95 to each of above
- COMPLETE SMARTERM-80 TERMINAL (includes SMARTVID-80 video board, ASCII-3 keyboard, steel cabinet and power supply) ... kit \$299.95 plus \$3 P&I ... wired and tested \$369.95 plus \$3 P&I
- FASTVID-64 VIDEO BOARD (requires +5 & -12V DC) ... kit \$99.95 plus \$3 P&I ... graphics option add \$19.95 ... wired & tested \$129.95 plus \$3 P&I ... graphics option add \$19.95
- SMARTVID-80 VIDEO BOARD (requires +5 & +/-12V DC) ... kit \$199.95 plus \$3 P&I ... wired & tested \$249.95 plus \$3 P&I
- DELUXE STEEL TERMINAL CABINET ... \$19.95 plus \$3 P&I
- ASCII-3 KEYBOARD (requires +5 & -12VDC) ... kit \$69.95 plus \$3 P&I ... wired and tested \$89.95 plus \$3 P&I
- POWER SUPPLY (powers ASCII-3 keyboard & video boards) ... kit only \$19.95 plus \$2 P&I
- ZENITH VIDEO MONITOR (high resolution green phosphor) ... wired & tested \$149.95 plus \$6 P&I
- TELEPHONE MODEM MODEL 103 O/A ... wired & tested \$189.95 plus \$3 P&I
- DOT MATRIX PRINTER Comet I ... wired & tested \$299.95 plus \$10 P&I
- RF MODULATOR MOD RF-1 ... kit only \$8.95 plus \$1 P&I
- 3FT-25 LEAD MODEM/TERMINAL OR PRINTER/TERMINAL CONNECTOR CABLE ... \$14.95 ea plus \$2 P&I

For Canadian orders, double the postage. Conn. res. add sales tax.

Total Enclosed \$ _____

Personal Check Cashier's Check/Money Order

VISA MasterCard (Bank No. _____)

Acct. No. _____ Exp. Date _____

Signature _____

Print Name _____

Address _____

City _____ State _____ Zip _____

FOR ONLY \$129.95 Learn Computing From The Ground Up

Build a Computer kit that grows with you, and can expand to 64k RAM, Microsoft BASIC, Text Editor/Assembler, Word Processor, Floppy Disks and more.



EXPLORER/85

Here's the low cost way to learn the fundamentals of computing, the all-important basics you'll need more and more as you advance in computer skills. For just \$129.95 you get the advanced-design Explorer/85 motherboard, with all the features you need to learn how to write and use programs. And it can grow into a system that is a match for any personal computer on the market. Look at these features: 8085 Central Processing Unit, the microprocessor "heart" of the Explorer/85 (Join the millions who will buy and use the 8080/8085 this year alone) Four 8-bit plus one 6-bit input/output ports from which you can input and output your programs, as well as control exterior switch relays, lights, etc. a cassette interface that lets you store and retrieve programs you've learned to write. It has a 2,000 byte operating system/memory makes it easy to learn computing in several important ways. It allows simpler, faster writing and entering of programs. It permits access by you to all parts of the system so you can check on the status of any point in the program. It allows tracing each program step by step, with provision for displaying all the contents of the CPU (registers, flags, etc.) and it does much more!

You get all this in the starting level (Level A) of the Explorer/85 for only \$129.95. Incredibly! To use, just plug in your 8VDC power supply and terminal or keyboard/display — if you don't have them see our special offers below

- Level A computer kit (Terminal Version) \$129.95 plus \$3 P&I*
- Level A kit (Hex Keypad/Display Version) \$129.95 plus \$3 P&I*
- LEVEL B — This "building block" converts the motherboard into a two-slot S100 bus (industry standard) computer. Now you can plug in any of the hundreds of S100 cards available.
- Level B kit \$49.95 plus \$2 P&I*
- S100 bus connectors (two required) \$4.85 each postpaid

LEVEL C — Add still more computing power, this "building block" mounts directly on the motherboard and expands the S100 bus to six slots.

- Level C kit \$39.95 plus \$2 P&I*
- S100 bus connectors (two required) \$4.85 each, postpaid

LEVEL D — When you reach the point in learning that requires more memory, we offer two choices either add 4k of a memory directly on the motherboard or add 16k to 64k of memory by means of a single S100 card, our famous "JAWS"

- Level D kit (CHECK ONE) 4k on board \$49.95 plus \$2 P&I* 16k S100 "JAWS" \$149.95 plus \$2 P&I* 32k S100 "JAWS" \$199.95 plus \$2 P&I* 48k S100 "JAWS" (see above) \$249.95 plus \$2 P&I* 64k S100 "JAWS" \$299.95 plus \$2 P&I*

LEVEL E — An important building block, it activates the 8k ROM/EPROM space on the motherboard. Now just plug in your 8k Microsoft BASIC or your own custom programs

- Level E kit \$5.95 plus \$0 P&I*
- Microsoft BASIC — It's the language that allows you to talk English to your computer! It is available three ways: 8k cassette version of Microsoft BASIC. (requires level B and 12k of RAM minimum; we suggest a 16k S100 "JAWS" — see above) \$64.95 plus \$2 P&I* 8k ROM version of Microsoft BASIC. (requires level B and Level E and 4k RAM, just plug into your level E sockets. We suggest either the 4k Level D RAM expansion or a 16k S100 "JAWS") \$99.95 plus \$2 P&I*
- Disk version of Microsoft BASIC. (requires level B, 32k of RAM, floppy disk controller, 8" floppy disk drive) \$325 postpaid

TEXT EDITOR/ASSEMBLER — The editor/Assembler is a software tool (a program) designed to simplify the task of writing programs. As your programs become longer and more complex the assembler can save you many hours of programming time. This software includes an editor program that enters the programs you write, makes changes and saves the programs on cassettes. The assembler performs the clerical task of translating symbolic code into the computer-readable object code. The editor/Assembler program is available either in cassette or a ROM version.

Editor/Assembler (Cassette version, requires Level B or 8k (8 min) of RAM — we suggest 16k "JAWS" — see above) \$89.95 plus \$2 P&I*

Editor/Assembler (ROM version, supplied on an S100 card, requires Level B and 4k RAM min — we suggest either Level D or 16k "JAWS") \$99.95 plus \$2 P&I*

8" FLOPPY DISK — A remarkable building block. Add our 8" floppy disk when you need faster operation, more convenient program storage, perhaps a business application, and access to the literally thousands of programs and program languages available today. You simply plug them into your Explorer/85 disk system — it accepts all IBM formatted CP/M programs

- 8" Floppy Disk Drive \$499.95 plus \$12 P&I*
- Floppy Controller Card \$199.95 plus \$2 P&I*
- Disk Drive Cabinet & Power Supply \$69.95 plus \$3 P&I*
- Drive Cables (set up for two drives) \$25.00 plus \$1 \$0 P&I*

CP/M 2.2 Disk Operating System, includes Text Editor/Assembler, dynamic debugger, and other features that give your Explorer/85 access in thousands of existing CP/M-based programs \$150.00 postpaid

NEED A POWER SUPPLY? Consider our AP-1. It can supply all the power you need for a fully expanded Explorer/85 (note: disk drives have their own power supply). Plus the AP-1 fits neatly into the attractive Explorer steel cabinet (see below)

- AP-1 Power Supply kit (8V @ 5 amps) in deluxe steel cabinet \$39.95 plus \$2 P&I*

NEED A TERMINAL? We offer you choices, the least expensive one is our Hex Keypad/Display kit that displays the information on a calculator-type screen. The other choice is our ASCII Keyboard/Computer Terminal kit, that can be used with either

- 1. Plug in Netronics Hex Keypad/Display
- 2. Add Level B to convert to S100
- 3. Add 4k RAM
- 4. Plug in Level E, hex or ASCII Keyboard, or Editor/Assembler in ROM
- 5. Add 16k S100 RAM
- 6. Add your own custom cards (prototyping area)
- 7. Connect terminal

a CRT monitor or a TV set (if you have an RF modulator)

- Hex Keypad/Display kit \$69.95 plus \$2 P&I*
- FASTERM - 64 TERMINAL KIT Featuring a 56 key ASCII Keyboard, 128 character set upper and lower case, 75 ohm output, 8 baud rates, 150 to 19,200 (switch select) RS232C or 20 MA output, 32 or 64 character by 16 line formats, complete with Deluxe Steel Cabinet and Power Supply \$199.95 plus \$3 P&I*
- RF Modulator kit (allows you to use your TV set as a monitor) \$8.95 postpaid
- 12" Video Monitor (10MHz bandwidth) \$139.95 plus \$5 P&I*
- Deluxe Steel Cabinet for the Explorer/85 \$49.95 plus \$3 P&I*
- Fan for cabinet \$15.00 plus \$1 \$0 P&I*



ORDER A SPECIAL-PRICE EXPLORER/85 PAK — THERE'S ONE FOR EVERY NEED.

Beginner Pak (Save \$26.00) — You get Level A (Terminal Version) with Monitor Source Listing (\$25 value), AP-1, 5-amp power supply, Intel 8085 Users Manual (Reg. \$199.95) SPECIAL, \$169.95 plus \$4 P&I*

Experimenter Pak (Save \$53.40) — You get Level A (Hex Keypad/Display Version) with Hex Keypad/Display Intel 8085 User Manual, Level A Hex Monitor Source Listing, and AP-1, 5-amp power supply (Reg. \$439.70) SPECIAL, \$329.95 plus \$7 P&I*

Special Microsoft BASIC Pak (Save \$103.00) — You get Levels A (Terminal Version), B, D (4k RAM), E 8k Microsoft in ROM, Intel 8085 User Manual, Level A Monitor Source Listing, and AP-1, 5-amp power supply (Reg. \$439.70) SPECIAL, \$329.95 plus \$7 P&I*

Add a ROM-Version Text Editor/Assembler (Requires Levels B and D or S100 Memory) \$99.95 plus \$2 P&I*

Starter 8" Disk System — Includes Level A 8" floppy disk controller, one CDC 8" disk-drive, two drive-cable two S100 connectors, just add your own power supplies, cabinets and hardware (Reg. \$1065.00) SPECIAL, \$999.95 plus \$13 P&I* 2k Starter System \$1045.95 plus \$13 P&I* 4k Starter System \$1085.95 plus \$13 P&I* 64k Starter System \$1145.95 plus \$13 P&I*

Add to any of above Explorer steel cabinet, AP-1, 5-amp power supply, Level C with two S100 connectors, disk drive cabinet and power supply, two sub-D connectors for connecting your printer and terminal (Reg. \$225.95) SPECIAL, \$199.95 plus \$13 P&I*

Complete 64k System — Wired & Tested \$1650.00 plus \$2 P&I*

Special Complete Business Software Pak (Save \$625.00) — Includes CP/M 2.2, Microsoft BASIC, General Ledger, Accounts Receivable, Accounts Payable, Payroll Package (Reg. \$1325) SPECIAL, \$699.95 postpaid

TO ORDER Call Toll Free: 800-243-7428

To Order From Connecticut, or For Technical Assistance, Call (203) 354-9375

CP/M is a reg. trademark of Digital Research

★ (Clip and mail entire ad) ★ ☼ (E)

SEND ME THE ITEMS CHECKED ABOVE

Total Enclosed (Conn. Residents add sales tax) \$ _____ Paid by

Personal Check Cashier's Check/Money Order

VISA MASTER CARD (Bank No. _____)

Acct. No. _____ Exp. Date _____

Signature _____

Print Name _____

Address _____

City _____

State _____ Zip _____

NETRONICS Research & Development Ltd.
333 Litchfield Road, New Milford, CT 06776



LOW OHM METER MODULE, DM-10

Measures resistance from 10 milliOhms to 20 Ohms. Now you can measure resistance down to 10 milliOhms with this low cost, easy to use DVM module. Check coil resistance, transformers, relays, chokes, printed circuit board copper paths and ground cables. Special zero balance control nulls out input cable resistance to insure accurate readings. Your DVM has to be set to 2V range during operation.



- Resistance range 10 milliOhms to 20 Ohms
- Zero Calibration control
- Battery powered (push to read battery saver circuit). Requires 9 Volt Battery (not included)
- Size 6.25" x 3.75" x 2"
- Incl. Model 336 Test Clips

\$55⁹⁵

REGULATED TRIPLE POWER SUPPLY, LOW PRICED! DM-6




A fully assembled and tested triple benchtop power supply includes fixed 5V @ 1 Amp, 5V to 15V @ 0.5 Amp and -5V to -15V @ 0.5 Amp—all supplies regulated. Short proof. Each supply has a power on indicator LED. Complete and ready for use in a durable (8" x 6" x 3 1/2") metal case.

\$99⁹⁵


ORDER BEFORE JAN. 15th AND GET A FREE GIFT!

8 CHANNEL SCOPE MULTIPLEXER, DM-12

Convert your single channel scope into a 4 or 8 channel instrument, just connect the DM-12 8 channel scope multiplexer to your scope, clip the 8 input probes to the signals you want to view. Simple, easy, fast—can handle logic level TTL signals from DC to 3MHz. Features separate spacing and trace amplitude controls and selectable sampling rate—all to insure easy clear scope display.



COMPLETELY ASSEMBLED AND TESTED! READY TO USE!



VIEW 8 CHANNELS AT ONCE!

\$74⁹⁵

- 8 TTL compatible input channels (1 TTL load per channel) can drive 50 Ohm Scope cable
- Maximum full screen amplitude 1.6 Volts adjustable
- Trace amplitude and spacing controls
- 4 or 8 channel Selector Switch
- 8 color coded input cable 24" long with insulated alligator clips
- External 9 VDC power supply included (Model MMAC-2)
- Size 6.25" x 3.75" x 2"
- BNC Output Cable Accessory (Model PSA-2 add \$14.95)

LOW COST CAPACITANCE METER MODULE, DM-8



Connect this high quality low cost Capacitance Meter Module, DM-8 to your digital Volt Meter and turn it into a Digital Capacitance Meter—the Low Cost Way!

COMPLETELY ASSEMBLED AND TESTED! READY TO USE!


\$79⁹⁵

- 2V Output
- Accuracy better than 5%
- Push to read range (button) from 1 pF to 20,000 μF
- Zero Calibration control
- In one easy to use, self-contained package
- Battery powered, with "push to read" battery saver circuit (9V batteries not included)
- Size 6.25" x 3.75" x 2"
- Includes Model 336 Test Clips

PORTABLE SELF-CONTAINED CIRCUIT DESIGNER, DM-5

Contains 8 LEDs and 8 logic switches.

- Control switches and buffered LED logic indicators
- Plug your ICs into solderless breadboards, tie in power and ground, connect your logic switches and LED indicators



Also available in 4 LEDs and 4 logic switches MODEL DM-5A

*Batteries not included

\$69⁹⁵

MENTION THIS MAGAZINE AND GET A FREE GIFT!

LOW COST HIGH FREQUENCY COUNTER



MODEL NO. DM-7

The Albia Model DM-7, 8 Digit High Frequency Counter is easy to use, switch selectable time base input by a single BNC, nothing to build!

- 5 Hz to 550 MHz
- 8 big easy-to-read 43" high intensity LED display
- Crystal (±3 ppm @ 25 C) controlled 0.1 or 1.0 sec. gate times
- Convenient benchtop size (7" x 10" x 3") durable attractive case

COMPLETELY ASSEMBLED PRE-CALIBRATED PRE-TESTED

\$149⁹⁵

PRICES & SPECIFICATIONS SUBJECT TO CHANGE • SPECIAL ENDS JAN 30th



FOR FASTER SERVICE USE YOUR CREDIT CARD.

Albia Electronics

44 KENDALL STREET
NEW HAVEN, CT. 06512



BACKED BY ALBIA'S FAMOUS WARRANTY.

CALL TOLL FREE 1-800-243-6953

9 AM
5 PM
EST

THE SHACK® HAS WHAT YOU NEED FOR HOLIDAY PROJECTS

Plus Great Electronic Gifts for Everyone—Visit Us Today

Autoranging DVM



NEW!
8995


- Tests Forward Conduction of Diodes and Transistors
- Selectable "Range-Hold" Circuitry Eliminates Undesired Switching to the Next Range

Micronta® 3 1/2-Digit LCD DVM. Our best—the multimeter that "thinks"! Choose the function and it selects and displays the correct range automatically. Big liquid-crystal display, "beep" continuity and range-change indicator. Measures to 1000VDC, 500VAC, 200mA (both AC and DC), 2 megs resistance with super-accurate low-resistance readings. 6³/₈ × 3 1/2 × 1 3/8". With test leads, spare fuse. Requires two "AA" batteries. 22-192 **89.95**

A Better Way to Build!



Design and Debug Your Circuit on a Socket. Transfer It to Matching PC Board—It's Easy!



A **Experimenter's PC Board.** Layout matches that of sockets (below) for quick and easy transfer of your finalized circuit. Features 550 pre-drilled connection points. 2 1/16 × 5 7/16 × 1/16". 276-170 **3.29**

B **Modular IC Breadboard Socket.** These "breadboards" together horizontally or vertically. Silver-nickel contacts accept 30 to 22-gauge solid wire. Features two bus strips, 550 indexed connection points. 2 1/8 × 6". 276-174 **11.95**

C **Modular IC Breadboard Socket.** Smaller version of above has two bus strips, 270 indexed connection points. 2 1/8 × 3 5/8". 276-175 **6.95**

Computer Communication



Four NEW ICs

AY-3-1015

Low As

179

Single-Supply UART. AY-3-1015. Full-duplex universal transceiver accepts asynchronous serial binary characters and converts to a parallel format, and vice versa. Selectable baud rate, number of data bits per character, stop bits and parity mode. Fully buffered outputs. Low power. 4.75-5.25VDC. 40-pin with specs and data. 276-1794 **5.95**

RS232 Quad Line Driver. 1488. Interfaces data terminal equipment with data communications devices. Can interconnect different logic families. Protected, current-limited output. Split supply, 15VDC maximum. 14-pin with data. 276-2520 **1.79**

RS232 Quad Line Receiver. 1489. Use with above. Will perform logic level translation. Sections can be paralleled to obtain multiple outputs. Input signal range ± 30V. Built-in input threshold hysteresis. Single supply, 10VDC maximum. 14-pin with data. 276-2521 **1.79**

Dual Peripheral Driver. SN75446. Can take a logic-level signal and drive a relay, solenoid or other device directly, up to 350 milliamps, 50VDC. TTL/MOS compatible, diode-clamped inputs. Single 5.5VDC supply. 8-pin with data. 276-2530 **2.79**


Micro 5V Relay



249
Actual Size!

Just 1 1/32 × 3/8 × 1/4"! SPDT contacts: 1 amp at 125VAC, 55-ohm, 90 mA coil. .100" centers. 275-240 **2.49**

Bargraph Display



NEW!
399

MV53164. Easy way to add metering to your circuits! 10 efficient yellow LEDs in 20-pin DIP. 276-082 **3.99**

Synthesizer IC



249 Build a Gift!
NEW! 16-Pin With Data
SN94281. Add controls and a speaker to produce amazing "arcade" sounds. Kids just love it! 276-1767 **2.49**

Check These RF/IF Bargains



A **NEW!** **99¢** Pkg. of 2
B **159** Pkg. of 2
For Receiver Projects, BFOs

A 455 kHz Ceramic Filters. SFU 455-A. 10 kHz bandwidth. 272-1302 Pkg. 2/99¢
B 5-60 pF Trimmer Capacitors. PC mount, slot adjust. 272-1340 Pkg. 2/1.59

Panel Lettering



NEW!
259

Four sheets of rub-on letters, symbols, numbers and calibration marks.

270-201 **2.59**

Joystick Pots


495 Each



For computers, radio-control models, more. Quality linear-taper controls. 1" shaft.

Ohms	Cat. No.	Each
40k	271-1706	4.95
100k	271-1705	4.95

12VDC Solenoid



NEW!
399

1 1/8 × 1 1/16 × 1 1/16"
Plunger pulls in 1/8", holds up to 1/4 lb. For robotics, model railroads, opening valves, more. 31-ohm, 430 mA coil. 273-251 **3.99**

Portable Solar Panel

2495



NEW!
Radio Shack EXCLUSIVE!

• 6 or 12VDC Output • 32 Full-Spec Cells

Ready-to-use panel of polycrystalline cells turns you on to the "free" electrical power that's available every sunny day! Ideal for charging nickel-cadmium batteries. Will also power radios, calculators, toys and many other small devices directly from the sun. Usable output with full sun is approximately 1/2 watt: 80 milliamps at 6V, 40 mA at 12V. Special lens and detachable 5 × 4" reflector panels allow maximum collection with minimum repositioning. 48" plug-in lead with clips. 5 3/4 × 4 1/8 × 5/8". Not for permanent outdoor installation. 277-1250 **24.95**

AC Outlet Tester



595
Play It SAFE!

Neon read-out warns you if a 120VAC, 3-wire outlet or extension cord is faulty.

22-101 **5.95**

XLR Adapters



NEW!

Built-In Transformers

- A** Adapts mikes having A3M connector to 1/4" input jack. 274-016 **9.95**
- B** Adapts high-Z mikes to XLR input. 274-017 **8.95**

Push Switches



NEW!
Low As
119

"Soft-Feel" SPST Push-On/ Push-Off. 3A at 125VAC. 1 × 3/4 × 9/16". 3/8" mtg. hole. 275-1565 **1.29**
Momentary. 275-1566 **1.19**

Radio Shack®

A DIVISION OF TANDY CORPORATION • OVER 8500 LOCATIONS WORLDWIDE

Retail prices may vary at individual stores and dealers

7400

*Number of Pins each I.C. for easy Stock purchase

MICROPROCESSOR COMPONENTS

Evaluation Kits INTERSIL

Table with columns: Part No., Pins, Price. Lists various 7400 series ICs like SN74720N, SN74721N, etc.

Table with columns: Part No., Pins, Function, Price. Lists MICROPROCESSOR CHIPS like CPU1, CPU2, CPU3.

Table with columns: Part No., Pins, Price. Lists DYNAMIC RAMS like 1103, 1107, 1109.

Table with columns: Part No., Pins, Function, Price. Lists EVALUATION KITS like 7045PI, 7045PK, 7060PK.

Table with columns: Part No., Pins, Price. Lists 74LS series ICs like 74LS00, 74LS01, 74LS02.

Table with columns: Part No., Pins, Price. Lists 8080A SERIES ICs like CPU1, CPU2, CPU3.

Table with columns: Part No., Pins, Price. Lists PROMS like 74S180N, 74S181N, 74S182N.

Table with columns: Part No., Pins, Price. Lists 74C series CMOS ICs like 74C00, 74C01, 74C02.

Table with columns: Part No., Pins, Price. Lists 74S series CMOS ICs like 74S00, 74S01, 74S02.

Table with columns: Part No., Pins, Price. Lists MICROPROCESSOR MANUALS & DATA BOOKS like M-290, M-300.

Table with columns: Part No., Pins, Price. Lists CONNECTORS like DB25, DB25P, DB25M.

Table with columns: Part No., Pins, Function, Price. Lists PROGRAMMABLE ARRAY LOGIC (PALs) like PAL10H8, PAL12H6.

Table with columns: Part No., Pins, Price. Lists CA-LINEAR ICs like CA3010H, CA3013H.

Table with columns: Part No., Pins, Price. Lists IC SOCKETS like DB25, DB25P, DB25M.

Table with columns: Part No., Pins, Price. Lists WIRE WRAP (GOLD) SOCKETS like 1-9, 10-99, 100-999.

Table with columns: Part No., Pins, Price. Lists CAPACITOR CORNER listing various capacitors like 100pF, 220pF.

LOW PROFILE (TIN) SOCKETS For Socket Required, See Column After The IC Part No.

MINI. ALUMINUM ELECTROLYTIC CAPACITORS Axial, Radial



1355 SHOREWAY ROAD, BELMONT, CA 94002 PHONE ORDERS WELCOME - (415) 592-8970

74LS00

74LS00	.24	74LS86	.39	74LS169	1.75	74LS323	2.75
74LS01	.25	74LS90	.55	74LS170	1.49	74LS324	1.75
74LS02	.25	74LS91	.89	74LS173	.69	74LS352	1.29
74LS03	.25	74LS92	.55	74LS174	.55	74LS353	1.29
74LS04	.24	74LS93	.55	74LS175	.55	74LS363	1.35
74LS05	.25	74LS95	.75	74LS181	2.15	74LS364	1.95
74LS08	.28	74LS96	.89	74LS189	1.95	74LS365	.49
74LS09	.29	74LS107	.39	74LS190	.89	74LS366	.49
74LS10	.25	74LS109	.39	74LS191	.89	74LS367	.45
74LS11	.35	74LS112	.39	74LS192	.79	74LS368	.45
74LS12	.35	74LS113	.39	74LS193	.79	74LS373	.99
74LS13	.45	74LS114	.39	74LS194	.69	74LS374	.99
74LS14	.59	74LS122	.45	74LS195	.69	74LS377	1.39
74LS15	.35	74LS123	.79	74LS196	.79	74LS378	1.18
74LS20	.25	74LS124	2.90	74LS197	.79	74LS379	1.35
74LS21	.29	74LS125	.49	74LS221	.89	74LS385	1.90
74LS22	.25	74LS126	.49	74LS240	.95	74LS386	.45
74LS26	.29	74LS132	.59	74LS241	.99	74LS390	1.19
74LS27	.29	74LS133	.59	74LS242	.99	74LS393	1.19
74LS28	.35	74LS136	.39	74LS243	.99	74LS395	1.19
74LS30	.25	74LS137	.99	74LS244	.99	74LS399	1.49
74LS32	.29	74LS138	.55	74LS245	1.49	74LS424	2.95
74LS33	.55	74LS139	.55	74LS247	.75	74LS447	.37
74LS37	.35	74LS145	1.20	74LS248	.99	74LS490	1.95
74LS38	.35	74LS147	2.49	74LS249	.99	74LS624	3.99
74LS40	.25	74LS148	1.35	74LS251	.59	74LS668	1.69
74LS42	.49	74LS151	.55	74LS253	.59	74LS669	1.89
74LS47	.75	74LS153	.55	74LS257	.59	74LS670	1.49
74LS48	.75	74LS154	1.90	74LS258	.59	74LS674	9.65
74LS49	.75	74LS155	.69	74LS259	2.75	74LS682	3.20
74LS51	.25	74LS156	.69	74LS260	.59	74LS683	3.20
74LS54	.29	74LS157	.65	74LS266	.55	74LS684	3.20
74LS55	.29	74LS158	.59	74LS273	1.49	74LS685	3.20
74LS63	1.25	74LS160	.69	74LS275	3.35	74LS688	2.40
74LS73	.39	74LS161	.65	74LS279	.49	74LS689	3.20
74LS74	.35	74LS162	.69	74LS280	1.98	74LS783	24.95
74LS75	.39	74LS163	.65	74LS281	.69	81LS95	1.49
74LS76	.39	74LS164	.69	74LS291	.89	81LS96	1.49
74LS78	.49	74LS165	.95	74LS294	.89	81LS97	1.49
74LS83	.60	74LS166	1.95	74LS295	.99	81LS98	1.49
74LS85	.69	74LS168	1.75	74LS293	.89	25LS2521	2.80
						25LS2569	4.25

IC SOCKETS

1-99	100
8 pin ST	.13 .11
14 pin ST	.15 .12
16 pin ST	.17 .13
18 pin ST	.20 .18
20 pin ST	.29 .27
22 pin ST	.30 .27
24 pin ST	.30 .27
28 pin ST	.40 .32
40 pin ST	.49 .39

ST - SOLDER TAIL

8 pin WW	.59 .49
14 pin WW	.69 .52
16 pin WW	.69 .58
18 pin WW	.99 .90
20 pin WW	1.09 .98
22 pin WW	1.39 1.28
24 pin WW	1.49 1.35
28 pin WW	1.69 1.49
40 pin WW	1.99 1.80

WW - WIREWRAP

16 pin ZIF 6.75 call
24 pin ZIF 9.95 call

ZIF TEXT TOOL
(Zero Insertion Force)

7400

7400	.19	74132	.45
7401	.19	74136	.50
7402	.19	74141	.65
7403	.19	74142	2.95
7404	.19	74143	2.95
7405	.25	74145	.60
7406	29	74147	1.75
7407	29	74148	1.20
7408	24	74150	1.35
7409	.19	74151	.55
7410	.19	74152	.65
7411	.25	74153	.55
7412	.30	74154	1.25
7413	.35	74155	.75
7414	.49	74156	.65
7415	.25	74157	.65
7416	.25	74159	1.65
7420	.19	74160	.85
7421	.35	74161	.69
7422	.35	74162	.65
7423	29	74163	.69
7425	29	74164	.85
7426	29	74165	.85
7427	29	74166	1.00
7428	.45	74167	2.95
7430	19	74170	1.65
7432	.29	74172	5.95
7433	.45	74173	.75
7437	.29	74174	.89
7438	.29	74175	.89
7440	.19	74176	.89
7442	.49	74177	.75
7443	.65	74178	1.15
7444	.69	74179	1.75
7445	.69	74180	1.75
7446	.69	74181	2.25
7447	.69	74182	.75
7448	.69	74184	2.00
7450	.19	74185	2.00
7451	.23	74186	18.50
7453	.23	74190	1.15
7454	.23	74191	1.15
7459	.23	74192	.79
7470	.35	74193	.79
7472	.29	74194	.85
7473	.34	74195	.85
7474	.33	74196	.79
7475	.45	74197	.75
7476	.35	74198	1.35
7480	.59	74199	1.35
7481	1.10	74221	1.35
7482	.95	74246	1.35
7483	.50	74247	1.35
7485	.59	74248	1.85
7486	.35	74249	1.95
7489	2.15	74251	.75
7490	.35	74259	2.25
7491	.40	74265	1.35
7492	.50	74273	1.95
7493	.35	74276	1.25
7494	.65	74279	.75
7495	.55	74283	2.00
7496	.70	74284	3.75
7497	2.75	74285	3.75
74100	1.75	74290	.95
74107	.30	74293	.75
74109	.45	74298	.85
74110	.45	74351	2.25
74111	.55	74365	.65
74116	1.55	74366	.65
74120	1.20	74367	.65
74121	.29	74368	.65
74122	.45	74376	2.20
74123	.49	74390	1.75
74125	.45	74393	1.35
74126	.45	74425	3.15
74128	.55	74426	.85
		74490	2.55

CMOS

4000	29	4528	1.19
4001	25	4531	.95
4002	25	4532	1.95
4006	89	4538	1.95
4007	29	4539	1.95
4008	95	4543	1.19
4009	39	4555	.95
1010	45	4556	.95
4011	25	4581	1.95
4012	25	4582	1.95
4013	.38	4584	.75
4014	.39	4585	.75
4015	.39	4702	12.95
4016	.39	74C00	.35
4017	.69	74C02	.35
4018	.79	74C04	.35
4019	.39	74C08	.35
4020	.75	74C10	.35
4021	.79	74C14	.59
4022	.79	74C20	.35
4023	.29	74C30	.35
4024	.65	74C32	.39
4025	.29	74C42	1.99
4026	1.65	74C48	1.29
4027	.45	74C73	.65
4028	.69	74C74	.65
4029	.79	74C76	.80
4030	.39	74C83	1.95
4034	1.95	74C85	1.95
4035	.85	74C86	.39
4040	.85	74C89	4.50
4041	.75	74C90	1.19
4042	.69	74C93	1.75
4043	.85	74C95	.95
4044	.79	74C107	.89
4046	.85	74C150	5.75
4047	.95	74C151	2.25
4049	.35	74C154	3.75
4050	.35	74C157	1.75
4051	.79	74C160	1.19
4053	.79	74C161	1.19
4060	.89	74C162	1.19
4066	.39	74C163	1.19
4068	.39	74C164	1.39
4069	.29	74C165	2.00
4070	.35	74C173	.79
4071	.29	74C174	1.19
4072	.29	74C175	1.19
4073	.29	74C192	1.49
4075	.29	74C193	1.49
4076	.79	74C195	1.39
4078	.29	74C200	5.75
4081	.29	74C221	1.75
4082	.29	74C373	2.45
4085	.95	74C374	2.45
4086	.95	74C901	.39
4093	.49	74C902	.85
4098	2.49	74C903	.85
4099	1.95	74C905	10.95
14409	12.95	74C906	.95
14410	12.95	74C907	1.00
14411	11.95	74C908	2.00
14412	12.95	74C909	2.75
14419	7.95	74C910	9.95
4502	.95	74C911	8.95
4503	.65	74C912	8.95
4508	1.95	74C914	1.95
4510	.85	74C915	1.19
4511	.85	74C918	2.75
4512	.85	74C920	17.95
4514	1.25	74C921	15.95
4515	1.75	74C922	4.49
4516	1.59	74C923	4.95
4518	.89	74C925	5.95
4519	.39	74C926	7.95
4520	.79	74C927	7.95
4522	1.25	74C928	7.95
4526	1.25	74C929	19.95
4527	1.95	74C930	19.95

Prices Slashed! 74S00

74S00	.32	74S163	1.95
74S02	.35	74S168	3.95
74S03	.35	74S169	3.95
74S04	.35	74S174	.95
74S05	.35	74S175	.95
74S08	.35	74S181	3.95
74S09	.40	74S182	2.95
74S10	.35	74S188	1.95
74S11	.35	74S189	6.95
74S15	.35	74S194	1.49
74S20	.35	74S195	1.49
74S22	.35	74S196	1.49
74S30	.35	74S197	1.49
74S32	.40	74S201	6.95
74S37	.88	74S225	7.95
74S38	.85	74S240	2.20
74S40	.35	74S241	2.20
74S51	.35	74S244	2.20
74S64	.40	74S251	.95
74S65	.40	74S253	.95
74S74	.50	74S257	.95
74S85	1.99	74S258	.95
74S86	.50	74S260	.79
74S112	.50	74S274	19.95
74S113	.50	74S275	19.95
74S114	.55	74S280	1.95
74S124	2.75	74S287	1.90
74S132	1.24	74S288	1.90
74S133	.45	74S289	6.89
74S134	.50	74S301	6.95
74S135	.89	74S373	2.45
74S138	.85	74S374	2.45
74S139	.85	74S381	7.95
74S140	.55	74S387	1.95
74S151	.95	74S412	2.98
74S153	.95	74S471	4.95
74S157	.95	74S472	4.95
74S158	.95	74S474	4.95
74S161	1.95	74S482	15.25
74S162	1.95	74S570	2.95
		74S571	2.95




ORDER TOLL FREE 800-538-5000 800-662-6279 (CALIFORNIA RESIDENTS)

LINEAR

L4301	.34	LM381	1.60	LM1310	1.49
L4301H	.79	LM382	1.60	MC1330	1.69
L4307	.45	LM383	1.95	MC1349	1.89
LM308	.69	LM384	1.95	MC1350	1.19
LM308H	1.15	LM386	.89	MC1358	1.69
LM309H					

WE TAKE YOU BY THE HAND!

You'll learn all about computers: how to build, program, service, even play TV games—without knowing the first thing about it!



The New ELF II "Beginners" Package

Your own expandable micro-computer kit, 5 diagnostic analyzers plus circuit, programming, diagnostic manuals, even games you can play on TV. All only \$139.95.

Even if you don't know bits from bytes, now it's easy and inexpensive to build your own micro-computer. Learn how it works, program it, service it—even play games with it on your TV! It's here in the New ELF II "Beginners" Package, only from Netronics. Only \$139.95. Here's the package: 1. Your own micro-computer, the famous ELF II (featuring the RCA 1802 CMOS microprocessor) in kit form with step-by-step instructions on how to build it. Diagnostic Analyzers including 2. your own Logic Probe, 3. Pulse Catcher, 4. 8 bit Test Register, 5. Logic Analyzer, 6. Gate Arrays, 7. Non-Technical Manuals on how to use analyzers, how to get into the guts of the computer, what makes it tick, how to service it, 8. Sample Programs that teach you machine language programming plus how to correct or "debug" any programming mistakes, 9. TV games you can play. If your TV set has no video input, an optional converter (RF Modulator), is available. Then, once you've got this "Beginners" Package under your belt, keep on expanding your ELF II with additions like the Typewriter Key Board, added RAM, Full Basic Interpreter, Electric Mouth Talking Board, Color/Music, A/D/D/A Boards for Robot Controls and much, much more. We'll take you by the hand with the New ELF II "Beginners" Package. Only \$139.95. Mail or phone in your order today and begin.

Specifications ELF II "Beginners" Package

The computer features an RCA CMOS 1802 8 bit microprocessor addressable to 64K bytes with DMA, interrupt, 18 Registers, ALU, 256 byte RAM expandable to 64K bytes, Professional Hex keyboard, fully decoded so there's no need to waste memory with keyboard scanning circuits, built in power regulator, 5 slot plug-in expansion BUS (less connectors, stable crystal clock for timing purposes and a double sided, plated through PC Board plus RCA 1861 video IC to display any segment of memory on a video monitor or TV screen along with the logic and support circuitry you need to learn every one of the RCA 1802's capabilities. The diagnostic analyzers and in understanding and trouble shooting your ELF II, as well as other computer and microprocessor products.

Continental U.S.A. Credit Card Buyers Outside Connecticut

CALL TOLL FREE 800-243-7428

To Order From Connecticut or For Technical Assistance, Etc.,

Call (203) 354-9375

NETRONICS R&D LTD. Dept. 112
333 Litchfield Road, New Milford, CT 06776

Please send the items checked below:

- ELF II "Beginners" Kit \$139.95
 RF Modulator \$ 8.95

Plus \$3.00 for postage, handling and insurance
(\$6.00 Canada)

Connecticut Residents add sales tax

Total Enclosed \$ _____

- Personal Check Cashier's Check/Money Order
 Visa Master Charge (Bank No. _____)

Acct. No. _____

Signature _____ Exp. Date _____

Print _____

Name _____

Address _____

City _____

State _____

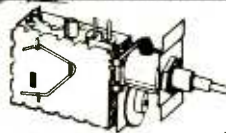
Zip _____

Computers & Electronics

ADVERTISERS INDEX

RS no.	ADVERTISER	PAGE no.
2	Albia Electronics	126
3	All Electronics Corp.	13
6	Anders Precision Instruments	113
5	AP Products	109
4	Apple Computer	40,41
7	Appware, Inc.	117
64	ArcSoft Publishers	29
24	Atari	75
	Audio-Technica U.S., Inc.	116
	C & D Electronics	101
	Classified Advertising	137-144
30	Cleveland Consumer Computer & Components	103
	Cleveland Institute of Electronics, Inc	42-45
60	CompuServe	Cover 3
8	Computers & Electronics Supply Co.	65
47	Computer Exchange	20,21
26	Computer Mail Order	33
9	Connecticut MicroComputer	84
10	DBX, Inc.	106
32	Digi-Key Corp.	132,133
11	Electronic Specialists, Inc	121
25	Epsom America	5,6,7
43	Firestik	101
28	Focus	120
23	Galaxy Electronics	61
	Gilco International, Inc	136
31	Gladstone Electronics	31
14	Global Specialties	123
	Grantham College of Engineering	113
21	Heath Co.	49,50,51,52,53,54
16	Institute of Audio Research	97
13	International Publishing & Software, Inc.	67
35	Jameco Electronics	130,131
22	JDR Microdevices	134,135
18	J & R Music World	106
20	Leading Edge	Cover 4
15	McIntosh Laboratory, Inc.	120
44	MFJ Enterprises	105
37	Maxell Corp. of America	1
	Menotech	37
19	Microhouse	2,3
	Netronics, R & D Ltd.	125,136
17	New Horizons	19
	NRI Schools	24-27
29	Pan American Electronics	118
31	Poly Paks	117
34	Protecto Enterprises	9
55	Quest Electronics	137
27	Quick Brown Fox	17
48	Radio Shack	46,129
	Regency Electronics	123
	Scientific Systems	114
54	Sintec Co.	102
52	SSM Soft Sector Marketing, Inc	122
53	Star Micronics	63
33	Tab Books	115
67	TAMS, Inc.	105
	Tektronix	35
	Texas Instruments	Cover 2

MORE GAIN THAN A VARACTOR UHF TUNER



SATISFACTION GUARANTEED

\$15.00

Freq. Range UHF470
889MHz Channels 14-83
Output Channel 3
Available on request: Ch 2 or 4

Part No. B20

Modified High Gain Tuner \$15.00

- The first thing we do is change the standard diode found in every tuner to a Hot Carrier Diode.
- The tuners output is then measured and compared to our computer derived chart from which we determine the correct value coil to add across the IF output for maximum Pre-Peaked gain.
- The tuner is fed a standard 10db antenna input, and while monitoring the output on our Spectrum Analyzer, the tuner is tuned to the desired channel and its oscillator is offset for the desired output frequency as follows.

Ch. 2:58Mhz Ch. 3: 63Mhz Ch. 4: 68Mhz

We call this step peaking because the tuners output looks like a peak on our spectrum analyzer and the highest point of that peak is actually adjusted for the desired output.

- Finally, we measure the tuners output one more time which is again compared to our computer derived performance chart to ascertain the correct value of the second coil which is added to the tuners internal connections

This procedure was developed by GILCO and its our computer derived performance charts that make our tuner better. That's because almost every tuner gets a different value coil before it's peaked and then a different value coil after it's peaked. The combinations are endless and the way we determine the values is our secret.

PRINTED CIRCUIT BOARDS

Part No. B21 Printed Circuit Board \$17.00

- This Printed Circuit Board uses only one jumper, others use 9
- The component layout is screen printed on the Component side of the pre-drilled P/C Board
- The solder side of the P/C Board is covered with High Temperature Solder Resist for ease of assembly
- This P/C board was designed to take advantage of the Gilco High Gain Tuner which means its circuitry is simpler and more efficient than those circuits that require inferior Varactor Tuners

ELECTRONIC PARTS KITS

Part No. B22 Complete Parts Kit \$80.00

All resistors (30), Potentiometers (1-5K, 3-10K), Panel Mount Potentiometer (10K), Electrolytic Capacitors (6), Ceramic and Mylar Disc Capacitors (35), Variable Capacitors (4), All Intergrated Circuits (7), Voltage Regulator, Heat Sink, Diodes (4), IC Sockets (4-8 pin, 3-14 pin), Power Transformer (24V/1A), Coil Kit with No. 26 wire (4), Speaker (4" 3 Oz.), Standoffs, Coaxial cable, All misc Hardware, etc. All parts are individually packaged and labeled

All components including the wire, Hardware, Coaxial Cable and heat Sinks are included in the parts kit. This means your assembly time from start to finish is only 4 hours

Order all 3, B20, B21, B22 110.00

Order 5 each, B20, B21, B22 95.00/set

ACCESSORIES: AMPLIFIERS

Part No.

A02 New 2 Stage Low Noise 28db gain RF Amplifier Specially designed for kit builders **Kit \$18.00**

A03 New 1 Stage Low Noise 14db gain Amplifier **Kit \$10.50**

A04 75-300 OHM matching Transformer **\$1.00**

F59 Coaxial Connectors **30**

Mail order only. Send check or money order to:

GILCO INTERNATIONAL, INC.

P. O. Box 8817, Coral Gables, FL 33124

Tel. (305) 823-5891 For COD orders add 10% shipping

and handling or for orders over \$50 add 5%

FL residents add 5% sales tax. Please write for more information

ERASE DEBTS with little-known law—create wealth!! Details FREE—Moneywise, No. EE12, LaGrange, NY 12540.

MAILORDER OPPORTUNITY! Start profitable home business without experience or capital. Information free. Mail Order Associates, Dept 549, Montvale, NJ 07645.

MAKE MONEY SELLING ELECTRONICS. Wholesale dealer catalog \$5. (redeemable). ETCO, Dept. 532, Box 840, Champlain, N.Y. 12919.

BORROW \$25,000 "OVERNIGHT." Any purpose. Keep indefinitely! Free Report! Success Research, Box 19739-GL, Indianapolis, IN 46219.

FREE BOOK "2042 Unique Proven Enterprises." Fabulous "unknowns," second inflation engine. Haytings-M, Carlsbad, CA 92008.

LIFETIME INCOME, \$3,000 WEEKLY POSSIBLE! Unique system beats envelope stuffing anyway! Elliott, Box 7260-PE12, Columbia, MO 65205.

END YOUR MONEY WORRIES! Amazing system requires no investment. Guaranteed legal. Free Details. O. LOPEZ FINANCIAL SERVICES, INC., Box 650220, Miami, Florida 33165.

HIGH PROFITS—Low Investments with our C.R.T. TELEVISION BUILDING MACHINE. Complete training. ATOLL REVISION, 6425 Irving Park, Chicago, Illinois 60634, (312) 545-6667.

COMPUTER CASH. 101 Exciting, new spare-time home business. \$3.50. RESEARCH, Box 22485/P, Houston, TX 77227.

HUGE PROFITS POSSIBLE selling How to Make Money books by Mail. Amazing opportunity. Act Now! Details \$1.00. D.E.M. Sales, PO Box 508, Sullivan, WI 53178-B001.

ATARI REPAIR BUSINESS. Start your own. Send \$5 for more information to: IRATA REPAIRS, 2562 E. Glade, Mesa, Arizona 85204.

BECOME AN INSTANT MILLIONAIRE. Millions won weekly in Canadian Government lotteries. Enter NOW! Free details. Winfall Enterprises, Dept. PE, Box 554, Town of Mount Royal, Montreal, Quebec, Canada H3P 3C7. U.S. Inquiries.

MAKE THOUSANDS WITH NO ACTUAL INVESTMENT: selling technical literature. Guaranteed to work for everyone. Send \$5.00 for complete information. Nothing further to purchase. Classifier Printers, Box 25057, San Bernardino, CA 92406.

BE A T199 COMPUTER DEALER. INEXPENSIVE. Start part time. Send \$4.95 for details. JOE, Box 321, Aurora, CO 80040.

FREE INFORMATION ON HOW you too can profit in the growing PERSONAL COMPUTER BUSINESS! Write: I.M.S., P.O. Box 21, Kenmore Station, Boston, MA 02215.

HOME COMPUTER BUSINESS—TI 99/4A and other products. Timothy Jelic, 147 Adobe Cr., Carpentersville, IL 60110.

EARN MONEY AND BUILD A CAREER in Audio and Video Sales. You may qualify as a Regional Sales Representative. Knowledge of High Fidelity Components important. Distributors of quality high fidelity components will help train you and send you sales leads for your area. Call TOLL-FREE 1-800-638-8806, or 1-301-488-9600 between 9 AM & 9 PM Daily or Saturday before 5 PM. Ask for Campus Rep Program—International HI-FI Distributors, Moravia Center Industrial Park, Baltimore, MD 21206.

I HAVE MADE A FORTUNE in Mail Order, selling information. Let me show you how. Write Kash PE701, Box 31051, Indianapolis, IN 46241.

BORROW \$300-\$30,000 INTEREST FREE! Keep indefinitely! Free Details. Write: American, 1601 Main, Plainfield, Indiana 46168.

ELECTION/OPPORTUNITIES

ELECTRONICS/AVIONICS EMPLOYMENT OPPORTUNITIES. Report on jobs now open. Details FREE. Aviation Employment Information Service, Box 240E, Northport, New York 11768.

JOBS OVERSEAS - Big money fast. \$20,000 to \$50,000 plus per year. Call 716-842-6000, ext. 328.

JOBS, JOBS, JOBS in Electronics/Computers. Critical shortage of Engineers/Technicians. Urgent information \$2.00. Professor Rush, Box 6155, Kansas City, MO 64110.

MUSICAL INSTRUMENTS

MUSICAL INSTRUMENTS' HOT LINE! Incredible prices. Amps, PA gear. All instruments. Huge selection Sam Ash, established 1924. 800-645-3518. NYS: (212) 347-7757.

REAL ESTATE

FREE CATALOG! Top real estate values coast to coast! Please specify types, property and location desired. UNITED FARM AGENCY, 612-EP West 47th, Kansas City, MO 64112.

RUBBER STAMPS

RUBBER STAMPS, BUSINESS CARDS. Free catalog 1-800-851-4945, Jackson's, E-100, Brownsville Rd., Mt. Vernon, Ill. 62864.

MISCELLANEOUS

MPG INCREASED! Bypass Pollution Devices easily REVERSIBLY!! Free details—Posco GEE12, LaGrangeville, NY 12540.

FREE PROMOTIONAL ALBUMS, concert tickets, stereos, etc. Information: BARRY PUBLICATIONS, 477 82nd Street, Brooklyn, NY 11209.

GAMES FOR ZX81K—Send \$10.95 for cassette with 10 Programs. E. Silva, 519 Sur El Paso St., El Paso, TX 79901.

EXTRA-TERRESTRIAL gift. 57 telephone machine messages featuring Xatar and Friends. Record/cassette \$7.98. Xelves Mailing Service, Box 12126, Denver, CO 80212-0176.

HOW CAN YOU DRAW more attention to your **pan-d-ad " ?** Put it in all BOLD type! Call 725- 3927 for more information.

**Creative Computing
BUYER'S GUIDE TO
PERSONAL COMPUTERS,
PERIPHERALS AND
ELECTRONIC GAMES**

Send \$5.00 (\$3.95* plus
\$1.05 postage and handling) to:
**Creative Computing
1983 Buyer's Guide**
P.O. Box 640, Holmes, PA 19043
*NJ residents add 5% sales tax.
Outside U.S.A. \$6.00.

QUEST ELECTRONICS

FULL LINE ALL PARTS & COMPUTER PRODUCTS

P.O. Box 4430C
Santa Clara, CA 95054
Will call: 2322 Walsh Ave.
(408) 988-1640

Same day shipment. First line parts only. Factory tested. Guaranteed money back. Quality IC's and other components at factory prices.

Phone orders only (800) 538-8196

INTEGRATED CIRCUITS

741500 TTL	MOS MEMORY RAM	5551	11 85	NB2523	2.95	IC SOCKETS	DISPLAY LEADS
741501	25 2102-1	95 6800	5 70	NB25123	3.95	Solder Tin Low Profile	MAN272/4
741502	25 2102-2	85 6800	11 95	NB25126	5 75	PH TUP	DL702/DL707R
741503	25 2102-4	1 25 6800	4 90	NB25127	4 75	PH TUP	DL727/278
741504	25 2102AN-2L	1 65 6850	3 50	NB25131	4 95	14 14	24 30
741505	25 2104A-1	4 95 8000A	3 95	NB25137	8 75	16 16	28 40
741506	25 2107B-4	4 75 8005A	8 50	DM8277	2 80	18 20	36 58
741507	25 2111-1	2 99 780A	8 00	2716-1	8 95	20 29	40 49
741508	25 2112-2	2 99 780A S10	18 50				
741509	25 2114	2 24 780A S10	21 50	UART/PFIO			
741510	25 2114-1	2 00 8712	1 85	AYS-1013	3 95	14 55	24 93
741511	25 2114-4	1 95 8214	3 75	AYS-1014A	612.95	16 37	38 110
741512	25 4116-200ms	2 82 8216	1 80	3341	6 95	18 67	40 159
741513	25 84116-200ms	12 40 8224	2 50	8096	65	2 level 14 pin w/w	20
741514	35 MM5320	3 00 8208	4 95	8097	65	CRYSTALS	MAN2710
741515	45 MM5321	9 95 8251	4 75	8096	65	1 MHz	CA 40 99
741516	50 MM5330	5 94 8253	8 95	8097	65	2 MHz	CA 40 99
741517	60 P5101	8 95 8255	4 75	8098	65	4 MHz	CA 40 99
741518	65 4208A	3 50 8259	6 90	8709	1 25	4 MHz	CA 40 99
741519	85 9368	2 50 1802E plus	17 50	8710	1 75	5 MHz	CA 40 99
741520	40 4100	10 00 1802E plus	13 50	8713	1 40	10 MHz	CA 40 99
741521	45 416	2 50 1802E plus	17 50	8720	1 95	18 MHz	CA 40 99
741522	45 TM80216	5 95 181P	13 50	8723	1 75	20 MHz	CA 40 99
741523	45 HM6116-1	8 95 MM5832	8 95	8724	1 75	32 MHz	CA 40 99
741524	49 HM6116 LP3	9 95 2808	18 95	8725	3 20	32768 Hz	4 00
741525	45 4184-200ms	7 25 2808 P10	5 50	8726	1 89	1.8432 MHz	4 50
741526	49 MK-4816	24 50 2808 P10	6 50	8728	1 95	3.5795 MHz	1 20
741527	75 MICROPROCESSOR	5 95 819P	9 95	8797	99	2.0135 MHz	1 95
741528	95 6502	7 25 280C C7C	5 95	8798	99	2.09715 MHz	3 95
741529	95 6502A	7 25 280A C7C	8 85			2.4576 MHz	3 95
741530	95 6502B	14 95 1702A	4 50	RESISTORS 1/4 watt 5%		5.0688 MHz	3 95
741531	95 6504	9 95 1702A	4 50	100 ohm type	0.15	5.185 MHz	3 95
741532	119 6520	8 75 2532	7 95	100 ohm type	0.15	5.7143 MHz	3 95
741533	69 6530	5 95 181P	3 35	1000 ohm type	0.12	6.5536 MHz	3 95
741534	69 6532	9 50 2716T1	8 50	5000 ohm type	.0085	6.5536 MHz	3 95
741535	69 6532	11 25 2716T1	4 95	5000 ohm type	.0085	6.5536 MHz	3 95
741536	75 6532	2716T1 50V	28 60	5 per type	8 95	14.31818 MHz	3 95
741537	75 6532	2732	6 95	5 per type	8 95	18.432 MHz	3 95
741538	75 6532	2741A	7 49	10 per type	10 95	22.1184 MHz	3 95
741539	75 6532	8748	29 95				
741540	75 6532	8755	31 95				

IC SOCKETS

DISPLAY LEADS

CRYSTALS

OK WIRE WRAP TOOLS in stock
Complete line of AP Products in stock

KEYBOARDS

ON Board Options

16 channel A to D, 5 slot 60 pin bus, 2 serial ports, parallel ports; 4 video options incl. color.

UHF Preamp Kit \$34.95
Switching Power Supply Kit \$18.50.

Type-N-Talk by Votrax
Text to speech synthesizer with optional key controller. Built-in text to speech algorithm. 70 to 100 bits per second speech synthesis. RS232C interface
\$399.00 Special \$299.95

8-4116 200ms Dynamic RAM \$812.40

Linear CMOS and 7400
complete lines in stock.
Send for catalog.

Modem Kit \$60.00
State of the art, orig. answer. No tuning necessary. 103 compatible 300 baud. Inexpensive acoustic coupler plans included. Bd. Only \$17.00. Article in June '81 Radio Electronics.

Z80 Microcomputer Kit \$69.00
16 bit I/O, 2 MHz clock, 2K RAM, ROM Bread-board space. Excellent for control. Bare Board \$28.50. Full Kit \$79.00. Monitor \$20.00. Power Supply Kit \$35.00. Tiny Basic \$30.00

**TERMS: \$5.00 min. order U.S. Funds. Calif. residents add 6% tax.
\$10.00 min. VISA and MasterCard accepted. \$1.00 insurance optional.
Shipping: Add 5%; orders under \$25.00—10%.**

Video Modulator Kit \$9.95
Convert TV set into a high quality monitor w/o affecting usage. Comp. kit w/instr.

Multi-volt Computer Power Supply
8v 5 amp., ±18v 5 amp., 5v 1.5 amp., ±5v 8 amp., 12v .5 amp., ±12v option. ±5v, ±12v are regulated. Basic Kit \$35.95. Kit with chassis and all hardware \$51.95. Add \$4.00 shipping.

60 Hz Crystal Time Base Kit \$4.40

RCA Cosmac 1802 Super Elf Computer Kit \$106.95
The Super Elf is a tremendous value as it combines video, digital displays, LED displays, and music, all on a single board for \$106.95. The Super Elf expansion capability is virtually unlimited and you can do it inexpensively one step at a time. Expansion includes cassette interface, additional memory, color video, Basic ASCII keyboard, printer, floppy, S-100 bus, RS232, etc. The Super Elf comes complete with power supply and detailed 127 page instruction manual which includes over 40 pages of software, including a series of lessons to help get you started and a music program and graphics target game. Many schools and universities are using the Super Elf as a course of study. OEM's use it for training and R&D. A monthly newsletter, Questdata is devoted exclusively to software for the Super Elf and there are many software books available at low cost. **Free 14 Page Brochure** Send or call for a free brochure on all details and pricing of the Super Elf and its expansion. **"Eat & Run"** cassette \$14.95

Elf II Adapter Kit \$24.95

PROM Eraser
assembled, 25 PROM capacity \$37.50 (with timer \$69.50) 6 PROM capacity OSHA UL version \$78.50 (with timer \$108.50).

Rockwell AIM 65 Computer
6502 based single board with full ASCII keyboard and 20 column thermal printer. 20 char. alphanumeric display ROM monitor, fully expandable. \$439.00. 4K version \$454.00. 4K Assembler \$35.00. 8K Basic \$65.00. FORTH \$65.00

Prices subject to change

FREE: Send for your copy of our 1982 QUEST CATALOG. Include 88¢ stamp.

CIRCLE NO. 55 ON FREE INFORMATION CARD

137

Computer Mart

RATE: Ads are 2" by 3". 1 insertion: \$550.00. 6 insertions: \$525.00 ea. 12 insertions, \$500.00 ea. Closing date: 1st of the 2nd mo. preceding cover date. Send order and remittance to Computer Mart, 1 Park Ave., N.Y., N.Y. 10016. Direct inquiries to (212) 725-4216.

Television Signal Processing Manual ... \$15.95
Microwave Television Education Manual ... \$16.25
Both TV Manuals only ... \$26.95

Your Fortune in the Microcomputer Business

Vol I: Getting Started ... \$15.90
Vol II: Growth, Survival and Success ... \$15.95
Both Microcomputer Books ... \$26.85

Catalog on Video Products and exciting kits only \$2.00. Include 5% shipping. California residents add tax.

Abex

P O Box 26601-CE
 San Francisco, CA
 94126



CIRCLE NO. 106 ON FREE INFORMATION CARD

A ZX-81 breakthrough!



The CAI/ESF mass storage device

- Load or store 27K bytes in less than 30 seconds.
- Your existing cassette-stored programs transfer easily.
- Menu-driven, access by keyboard command.
- Second drive easily added for greater flexibility.
- For T S 1000, ZX-81 and ZX-80. **\$119.95***

*Requires CAI/O Board for interface \$69.95

Order by phone or mail. Check, money order, VISA or MasterCard (include number and exp. date). Post. in U.S. \$5

CAI Instruments

PO Box 2032, Midland, MI 48640

© Copyright 1982 CAI Instruments, Inc.

517-687-7343

CIRCLE NO. 107 ON FREE INFORMATION CARD

SEASON'S GREETINGS

We wish you the Season's Best and...

... a prosperous New Year with Creative Software from CMA

Micro Computer Division
 55722 Santa Fe Trail
 Yucca Valley, CA 92284
 (619) 365-9718

CIRCLE NO. 108 ON FREE INFORMATION CARD

SINGLE BOARD CONTROL COMPUTERS

BOTH FEATURING
 8085 CPU
 CRYSTAL TIME BASE
 ON-BOARD REGULATOR

TIMER COUNTER
 256 BYTES OF RAM

SR-85-1
 * Has 2K/1K ROM/EPROM (ROM's are not supplied).
 * 16 I/O Lines (Parallel/Series/Handshake) and
 * 5 levels of interrupt. Price: \$129 (A&T)

SR-85-2
 * Has 2 K ROM/EPROM (ROM's are not supplied).
 * 22 I/O Lines - Parallel/Series/Handshake) and
 * 2 levels of interrupt. Price: \$99

CER-TEK
 6020 Doniphan Dr. El Paso, TX 79932 (915) 581-6697
 ELECTRONICS MANUFACTURING SINCE 1975

CIRCLE NO. 109 ON FREE INFORMATION CARD

UNIPROM

THE VERSATILE EPROM HANDLING SYSTEM

- Reads programs 2704, 2708, 2758, 2508, 2516, 2716 (single supply), 2532, 2732, INTEL'S 2712A and the 8753A (INTEL/NEC) with no personality modules required! All power is derived from the S-100 bus; all signals are S-100 compatible. Port mapping occupies NO memory space.
- An on-board wait-state generator allows use with bus clock rates exceeding 6MHz, with no loss in performance.
- All software is 8080/8085 Z80 compatible and is fully CDOS and CP/M compatible. Software includes "menu" command, "Intelligent" EPROM read/write and disk I/O commands and functions usually found only in "monitors" and "debuggers".

UNIPROM board (A & T) with extensive documentation, including source listings — \$199.00.
UNIPROM disk-based software with source on disk and listing (specify 5.25" or 8" CDOS or CP/M, or NORTHSTAR 5.25" CP/M) — \$38.00.
UNIPROM EPROM-based software (2532) \$55.00.
 CDOS is a registered trademark of CROMECO, INC.
 CP/M is a registered trademark of DIGITAL RESEARCH, INC.
 NORTHSTAR is a registered trademark of NORTHSTAR COMPUTER, INC.

CER-TEK, INC.
 6020 Doniphan Drive
 El Paso, Texas 79932
 (915) 581-6692

CIRCLE NO. 110 ON FREE INFORMATION CARD

Computer Case Company

comp case

• API03

• AP101	Apple II with Single Disk Drive	119
• AP102	Apple II with Double Disk Drives	129
• AP103	Apple II, 9 inch Monitor & Double Drives	129
• AP104	Apple III, two additional Drives & Silentype	139
• AP105	12 inch monitor plus accessories	99
• RS201	TRS-80 Model I, Expansion Unit & Drives	109
• RS202	TRS-80 Monitor or TV set	84
• RS203	TRS-80 Model III	129
• RS205	Radio Shack Color Computer	89
• AT301	Atari Computer & Accessories	109
• P401	Paper Tiger 440 445 460	99
• P102	Centronics 730 737 Line Printer II IV	89
• P403	Epson MX70 or MX80	89
• P404	Epson MX100	99
• CC90	Matching Attache Case	75

Computer Case Company
 5555 INDIAN HOLLOW RD., CALUMBUS, OH 43212 (614) 868-9165

CIRCLE NO. 111 ON FREE INFORMATION CARD

Why pay more for

TRS-80 EPSON G. ITOH

Color Computer Model II Model III Model 16

Printers

We have cables to interface our printers with Commodore, IBM, and Osborne computers.

We'll meet or beat any price from an authorized dealer!

Our prices are so low we aren't allowed to print them!

Most items in stock for immediate shipment. Call or write for Free 40 page catalog.

Computer Discount of America
 15 Marshall Hill Road
 West Milford, NJ
 07480-2198
 In New Jersey call 201-728-8080

CALL TOLL FREE: 800-526-5313

CIRCLE NO. 112 ON FREE INFORMATION CARD

5 Meg Hard Disk \$600.00

High reliability Shugart 8" SA1002 hard disk drives.

Computer DYNAMICS
 (803) 877-7471
 105 S. Main St. Greer, S.C. 29651

Add-on disk systems for IBM PC, OSBORNE, TRS-80 II, XEROX, HEATH, S-100 and STD BUS from \$1500.00

CIRCLE NO. 113 ON FREE INFORMATION CARD

YOU CAN PAY MORE BUT YOU CAN'T GET MORE!

Color Computer 16K **\$249**
 w/16K Ext. Basic

Model III 16K **\$799**
 Model III 48K 2 disk & RS232 c **\$1899**

Color Computer 16K **\$335**
 w/32K Ext. Basic **\$449**

BUY DIRECT. These are just a few of our great offers which include Printers, Modems, Computers, Peripherals, Disc Drives. Software and more. call TOLL FREE 1-800-343-8124

We have the lowest possible fully warranted prices and a full complement of Radio Shack Software.

Write for your free catalog
 480 King Street
 Littleton, MA 01460
 617-486-3193

CIRCLE NO. 114 ON FREE INFORMATION CARD

COMPUTERWARE
products for
**COLOR
COMPUTER**

SOFTWARE
Color Invaders • Pac Attack • Monitor •
Adventure Games • Text Editors • Assemblers •
PASCAL • Finance • Color Data Organizer •
Starship Chameleon • Berserk
Scribe Word Processor
Address Factory • Home Money Manager
Forth • FLEX software • Mazerace

HARDWARE
16 K - 32 K - 64 K Memory Expansions
Lower Case Adapter • Cables • Interfaces
• Printers


ACCESSORIES
Books • Cassettes • Supplies • Service Manuals

Dealer inquiries invited
*FLEX is a trademark of TSC
Call or Write
COMPUTERWARE
Dept. C • Box 688
Encinitas, CA 92024 • (714) 436-3512



CIRCLE NO. 115 ON FREE INFORMATION CARD

NEW! M-68000
SINGLE BOARD COMPUTER



FEATURES:
16 bit Motorola 68000 CPU operating @ 10MHz, 128 bytes of on-board fast static RAM, 16K bytes of on-board EPROM space, 7 levels of prioritized autorecovered interrupts, 2 memory expansion buses (up to 256K), 2 serial communication ports (RS-232C), 16-bit bidirectional parallel port, 8800 peripheral accommodation bus, 5.1-bit counter, timers with vectored interrupts, on-board real-time clock, software compatible with Motorola M68000 board.

PRICE:
Base board with documentation \$99.00
M68000 compatible monitor in 2764 EPROMs \$120.00
M68000 CPU & memory map PROM \$115.00
Shipping and handling (Domestic) \$1.00
(Foreign) \$15.00

EMS Educational Microcomputer Systems (714) 553-0133

CIRCLE NO. 116 ON FREE INFORMATION CARD

TRS-80
**COLOR
COMPUTER**

Quality Software on:
• **DISK**
• **CARTRIDGE**
• **CASSETTE**

Send for our free catalog
----- clip and mail -----

Eigen Systems Box 10234
Austin, TX 78766
(512) 837-4665

Name _____
Address _____
Zip _____

CIRCLE NO. 117 ON FREE INFORMATION CARD

IBM — XEROX — TRS-80 — CBM
HEWLETT-PACKARD — NORTHSTAR
DEC — HEATH — ZENITH — PMC
OSBORNE — OSI — INTERTEC . . .

WE HAVE



THE CONNECTION


Connect your IBM Selectric*, IBM Electronic, or Olivetti typewriter to any Microcomputer.

UNDER \$600

ESCON Products, Inc.
12919 Alcosta Blvd.
San Ramon, Ca. 94583 (800) (415) 820-1256 227-2148

CIRCLE NO. 118 ON FREE INFORMATION CARD

**FUTRA COMPANY
PRINTERS**




MX 100 FT **NEC 8023**

NEC 8023 \$489.00
Epson MX-80FT \$529.00
Epson MX-100FT \$695.00

Mail Order: (213) 328-8951
FUTRA COMPANY (800) 421-5006
P.O. Box 4380-PE TWX 910 349-6211
Torrance, CA 90510 **AGENFTRA TRNC**

Retail: 20695 S. Western Ave. #124
OMC Torrance, CA 90501
(213) 328-1760

Terms: Add 3% for product shipped within continental USA via UPS surface (min. \$3.00). If order is prepaid with U.S. funds in the form of check or money order, a total charge of \$3.00 is all you pay within the continental USA via UPS surface. CA residents add 6% sales tax (LA County 6.5%). All offers subject to change or withdrawal without notice.

CIRCLE NO. 119 ON FREE INFORMATION CARD

5 1/4" Floppy Disk Drives
(Direct IBM® Plug-in)

TANDON Model TM 100-1 . . . \$189* ea.
TANDON Model TM 100-2 . . . \$269* ea.
12" Green Phosphor Zenith Monitor \$109* ea.

Also available - TM 602S, 603S, and 603E Winchester Drives

For info or orders call — 501-777-9859

MC/VISA or C.O.D. with certified check or money order. Arkansas residents add sales tax.

* Plus shipping



G-H Computer Systems, Inc.
P.O. Box 871
Hope, ARK 71801

CIRCLE NO. 120 ON FREE INFORMATION CARD

Sinclair ZX81

Software on cassette.



MULTIPLE Data Storage System: A versatile multipurpose filing system for 16K ZX81. Menu-driven. The number, size and heading of files are user-definable. Files may be created, modified, replaced and searched, and are protected by a security lock. Output to ZX printer is provided. MULTIPLE is supplied on cassette with three blank cassettes for data storage, and packed in an attractive permanent storage case. Supplied with extensive documentation describing applications for both business and personal use. \$29.95

ZXAS Machine Code Assembler (16K) \$9.95
ZXDB Machine Code Disassembler/Debugger (16K) \$9.95
ZX CHESS! Your choice of 7 levels of play, white or black, set up any position to be analyzed, change levels of play during a game, swap sides, and more! (16K) \$24.95
INVADERS! Ten levels of play! (16K) \$9.95
STAR TREK Trek across the galaxy! (16K) \$9.95
ADVENTURE: Damsel and the Beast! (16K) \$14.95
1K PROGRAM PACK, 8 compact entertaining programs \$9.95
16K PROGRAM PACK, Four entertaining programs \$9.95
10 EXCITING ZX81 PROGRAMS \$14.95


Books
30 Programs for the ZX81 (1K) \$14.95
Understanding Your ZX81 ROM \$19.95
ZX81 ROM Disassembly Part A \$14.95
Full replacement warranty all tapes.
*Write for our FREE SOFTWARE CATALOGUE for ZX81

GLADSTONE
Gladstone Electronics 901 Fuhrmann Blvd. Buffalo, NY 14203
Telephone Orders (716) 849-0735 VISA/MC. No C.O.D. please
Mail Orders: Send check, money order, VISA or MC number \$1.50 per order handling.

CIRCLE NO. 121 ON FREE INFORMATION CARD

STOP

Wasting Money! We Have the World's Most Cost Effective Development System.




- Includes Hexkit 1.0, a powerful 100% machine code editor / debugger utility program that makes coding for 8-bit Micros a snap.
- Program from Commodore VIC-20 keyboard into built-in 4K ROM emulator
- Jumper to target ROM socket
- Test programs in circuit
- Built-In EPROM programmer and power supply
- Burns & runs EPROMs for the Commodore VIC-20, too
- Comprehensive manuals
- Fits EXPANSION PORT

Send for Free Brochure

PROMQUEEN CARTRIDGE ONLY \$199

Gloucester Computer Bus Co.
6 Brooks Rd.
Gloucester, MA 01930
617-283-7719
VISA AND MASTERCARD ACCEPTED



CIRCLE NO. 122 ON FREE INFORMATION CARD

RAM


For ATARI
48K RAM BOARD FOR THE 400
with Lifetime Warranty

- Highest quality available
- Reduces power consumption
- Reduces heat

48K Board (400) \$175
32K Board (400/800) \$ 90
16K Board (800) \$ 60

FREE SHIPPING ANYWHERE IN U.S.A.

INTEC PERIPHERALS CORP
906 E. Highland Ave.
San Bernardino, CA 92404
(714) 881-1533



ATARI 400 800 are Trademarks of ATARI, Inc.

CIRCLE NO. 123 ON FREE INFORMATION CARD

POWER LINE PROBLEMS?



SPIKE-SPIKERS™... The Solution!

Minimize equipment damaging spikes and conducted RF noise to or from sensitive equipment. Transient surge protection plus low pass RFI hash filtering. All units 120V 15A.



MINI II \$44.95

Wall Mount
3-stage filter
2 sockets

QUAD II \$59.95

Wall mount. Dual 3-stage filter
4 sockets & light

DELUXE \$79.95

Dual 5-stage filtered
ckts. 8 switch sockets
main switch, fuse, light

Kaiglo Electronics Co., Inc.
65 84 Ruch Rd. Dept
Bethlehem, PA 18017

Order Factory Direct
215-865-0006

Out of Store
800-523-9685

DEALERS INVITED

PA Res. Add 6% • COD add \$3.00 + Shipping

CIRCLE NO. 124 ON FREE INFORMATION CARD

SINCLAIR/TIMEX ZX81/TIMEX
1000

TouchaMatic™ Overlay

\$9.95 plus \$1.50

Postage/Handling

Call or send for FREE Catalog.

SIGNALMAN MODEM

- Direct Connect
- 300 Baud
- Easy to use
- Accurate

\$99.95 Plus \$3.00 Postage/Handling.

KOPAK Creations, Inc.
Dept. CE

448 W. 55th. St.
New York, N.Y. 10019
(212) 757-8698

24 Hours MasterCard/Visa

CIRCLE NO. 125 ON FREE INFORMATION CARD



LEO ELECTRONICS, INC.
8921 S. Sepulveda #208
Los Angeles, CA 90045
(213) 641-3101 (800) 421-2418

WHY PAY MORE? SAVE MONEY! LOWEST PRICES ON PARTS!

EPROMS

2708	2.60
2716	4.00
2716-1(350ns)	6.50
TMS 2716	6.00
2732	12.00
2532	12.00

REGULATORS

7805	75
7812	75
7815	75
7905	85
7912	85
7915	85

RAMS

4116(200ns)	8/13.00
4116(150ns)	8/16.00
2114(200ns)	8/18.00

MICROPROCESSORS

Z-80A-CPU	5.50
8080A	2.25
8085A	7.00

TERMS: Check Visa Mastercard Call for C.O.D.
U.S. Funds only. California Residents add 6% Sales Tax.
SHIPPING: Add \$2.00 for Ground \$5.00 for Air
**ALL MAJOR MANUFACTURERS
ALL PARTS 100% GUARANTEED**

CIRCLE NO. 126 ON FREE INFORMATION CARD

Find your EPROM bug



BUG CATCHER™

FEATURES:

Locate Eprom bugs in minutes
Accepts all common Eproms
Convenient size (4½" x 3" x 1")
Ideal for field service or laboratory
Very economical
\$149.95 plus Postage & Handling

MARTEC SYSTEMS INC.
Box 2069
Newburgh, NY 12550
(914) 265-4044

CIRCLE NO. 127 ON FREE INFORMATION CARD



**TRS-80™
DISCOUNT
DIRECT
PRICES**

Learn To WRITE FOR
"Do It Yourself" FREE
And Save Money CATALOG

1-800-841-0860 TOLL FREE

YOUR TRS-80

**PERSONAL COMPUTER
HEADQUARTERS
PURE RADIO SHACK EQUIPMENT
MICRO MANAGEMENT
SYSTEMS, INC.**

Parcel Division
DEPT. NO. 12
2803 Thomasville Rd. E. • Cairo, Georgia 31728
912-377-7120 Go. Phone No.

CIRCLE NO. 128 ON FREE INFORMATION CARD

Votrax® SC-01A SPEECH SYNTHESIZER



\$50. Each
40 in 100's

Order in Ones or Thousands

The SC-01A Speech Synthesizer is a completely self-contained solid state device. This single chip phonetically synthesizes continuous speech of unlimited vocabulary.

The SC-01A contains 64 different phonemes which are accessed by a 6-bit code. Computer interfaces and text-to-speech algorithms also available for product development. Largest U.S. Distributor Of Votrax Chips
Votrax is a trademark of Federal Screw Works

Call 1-800-645-3479, in N.Y. 1-516-374-6793

MICROMINT INC.
917 Midway
Woodmere, N.Y. 11598



Call for
quantity pricing.



CIRCLE NO. 129 ON FREE INFORMATION CARD

TRY AND BEAT THESE PRICES

64K Dynamic RAM ICs

200 ns	\$6.25	150 ns	\$ 6.75
EPROM	2764	250 ns	\$12.50
	2732	450 ns	\$ 5.00
	2532	450 ns	\$ 6.00
	2716	450 ns	\$ 3.75
STATIC RAM	6116	150 ns	\$ 6.00

Z80A CPU/CTC/or PIO \$3.50
DART \$7.50

MICROPROCESSORS UNLIMITED
24000 South Peoria Ave.
BEGGS, OK 74421


"I will beat any competitors' price provided it is not below my cost."

—> All Prime Parts <—

M/C or VISA or UPS CASH COD
Call any hour (almost)

(918) 467-4796

CIRCLE NO. 130 ON FREE INFORMATION CARD



CONTROL THE WORLD!

A/D conversion, high current outputs, switch closure and logic inputs, BASIC language, RS-232 and cassette interfaces, and EPROM programmer are only some of the features of this family of single board computers. The lowest cost unit can control more than 2000 external devices. Programmed learning text, software, and other support available. Industrial, educational, and home uses. Prices start below \$150.

Octagon Systems Corporation
5150 West 80th Avenue Suite B
Westminster, CO 80020
(303) 426-9780

CIRCLE NO. 132 ON FREE INFORMATION CARD

TIMEX SINCLAIR 1000 SOFTWARE

ALSO COMPATIBLE WITH ZX81

FREE CATALOGUE

Fill out reader service card or write:

**ORBYTE
SOFTWARE**

THE CREATIVE FORCE™

P.O. Box 948, Waterbury, CT 06720
203-753-8308

CIRCLE NO. 133 ON FREE INFORMATION CARD



RADIO SHACK TRS-80's™

We offer Special Discounts, Free Shipping
and a Toll Free Order Number

1-800-531-7466 TOLL FREE

Pan American Electronics

Dept. P.E. - 1117 Conway Avenue
Mission, Texas 78572
(512) 581-2766 Telex 767339

CIRCLE NO. 134 ON FREE INFORMATION CARD

SYNCHRO SETTE

The Subscription Magazine for the
Sinclair ZX-81/TS-1000
Microcomputers
Games, Educational, Business, Graphics
Tutorial, 1K, 2K, 16K, Etc.

12 Mo. Issues — 6 Bi-Month
CASSETTES
AT LEAST 6 PROGRAMS EACH



\$39.50



Ill Residents add \$2.07 tax
outside USA add \$10.00

Ask for operator # 383
24 Hr. Hot Line 800-543-1300

THE S & S COMPANY
388 W. Lake Street, Dept. CE
Addison, IL 60101
(312) 628-8955

CIRCLE NO. 135 ON FREE INFORMATION CARD

TIMEX TS 1000 SINCLAIR ZX81 SOFTWARE

WRITE FOR FREE
CATALOG AND FREE
PROGRAM LISTING

SOFTSYNC, INC.

P.O. Box 480, Murray Hill Station,
New York, N.Y. 10156
(212) 685-2080

CIRCLE NO. 136 ON FREE INFORMATION CARD

SPARTAN Electronics Inc.
CALL MAIL
(516) 499-9500
6094 Jericho Tpke.
Commack, N.Y. 11725

Remote T.V. Converter
139.95 Ea.
4 & up 125.00
60 Channel
Wireless Control

FREE SOFTWARE 6 PAK
When you
purchase a
VIC 20 8K Exp
55.00 16K
Exp 110.00

**40 Channel VHF to UHF
Block Converter**
28.95 Ea.
24.95 4 & up

Volume Discounts

Min Order \$10 CO	to 75.00	\$2.50
Shipping Overseas	76.00 to 250.00	\$4.50
20% Add'l	251.00 to 500.00	\$6.00
Prices subject to change	501.00 to 750.00	\$8.00
without notice	751.00 to 1000.00	\$12.30
COD 2.00 Extra	Over 1000.00	\$12.50

Visit our Retail Store
(516) Mon Th Tu W F Sa
499-9500 9-8 9-6 9-30-5

CIRCLE NO. 137 ON FREE INFORMATION CARD

EDGE CARD CONNECTORS

S-100	APPLE BUS
125 X .250 (100 PIN)	100 X 2 (50 PIN)

PC MOUNT QTY WIREWRAP PC MOUNT QTY WIREWRAP
\$5.25 1 to 9 Pieces \$6.25 3 \$3.20 1 to 9 Pieces \$3.85
4.97 10 to 49 Pieces 5.82 3.05 10 to 49 Pieces 3.60
4.66 50 to 99 Pieces 5.45 2.56 50 to 99 Pieces 3.35
4.24 100 to 249 Pieces 4.95 2.40 100 to 249 Pieces 2.80

WESTLAND ELECTRONICS has a complete line of Texas Instruments
Edge Card Connectors

MEMORY

4116	300 ns	8/\$12.95 each
4116	250 ns	8/\$13.95
4116	200 ns	8/\$15.95
4116	150 ns	8/\$17.95
6116	P3 2K X 8 CMOS RAM	\$ 7.25
2716	2K X 8 EPROM	\$ 4.49
2732	4K X 8 EPROM	\$ 6.95
2764	HK X 8	\$18.00

SC-01 VOICE SYNTHESIZER CHIP \$55.00
WESTLAND ELECTRONICS now stocks
all standard values of 1% metal film resistors from
10 OHMS to 1 MEG OHMS.
SEND FOR A COMPLETE CATALOG
CALL OR WRITE:
WESTLAND ELECTRONICS
37387 FORD ROAD
WESTLAND, MI. 48185
313-728-0650 in Michigan
1-800-521-0664 outside Michigan

CIRCLE NO. 139 ON FREE INFORMATION CARD

SUPER SALE

EPROM'S

2716 (5V, 450nS)	1-7	8 up	50 up
2732 (5V, 450nS)	\$3.95	\$3.55	CALL
2532 (5V, 450nS)	7.49	6.55	CALL
2764 (5V, 300nS)	8.49	7.55	CALL
	19.95	CALL	CALL

STATIC RAM

6116P-3 (150nS)	6.50	6.30	CALL
2114L-2 (200nS)	2.10	1.70	CALL

DYNAMIC RAM

4164-2 (200nS)	7.90	7.49	CALL
(150nS also available)	CALL		

MISC

CPU Z80A	\$5.29 ea
CDP-1854ACE (UART)	\$4.80 ea.
16K RAM Expansion Kit for TRS-80 Mod III	\$12.95/8

SUNTRONICS CO., INC.
12621 CRENSHAW BOULEVARD
HAWTHORNE, CALIFORNIA 90250
STORE HOURS: Mon-Fri 9:00am to 6:30pm - Sat 10am to 5pm
IN CALIFORNIA OUTSIDE CALIFORNIA TOLL FREE
(213) 644-1149 1-800-421-5775
Min Order \$10. P/H \$2. Accept VISA, Mastercard, Check or M.O.

YORK 10 BASF-DPS WORLD STANDARD TAPE



MONEY BACK
GUARANTEE

**PREMIUM
3-SCREW SHELL FITS ALL
STANDARD RECORDERS**
COMPUTER GRADE
BLANK CASSETTES

"We monitored the output to the computer
with a specially built meter and found abso-
lutely no dropouts throughout the tape..."
Stace Papadopoulos
Beaverton, OR

ITEM	1 DOZ.	2 DOZ.
C-05	7.50	13.50
C-10	8.00	14.40
C-20	10.00	18.00
Hard Box	2.50	4.00
Soft Box	2.00	3.40

Call residents add 6% sales tax
Shipping 1 doz \$2 2 doz \$3.50
3 doz \$4.50 Each additional doz
\$.50

Write or call for QUANTITY DISCOUNTS
FOR IMMEDIATE
SHIPMENT OF
Credit Card
Orders

Call: 213/710-1430

YORK 10 Computerware
24573 Kittridge St., P-4 Canoga Park, CA 91307

CIRCLE NO. 140 ON FREE INFORMATION CARD

NEW COMPUTER MART FORMAT 3" x 2"

PICTURE YOUR AD HERE!

NEXT CLOSING DATE:
FEBRUARY 1

CIRCLE NO. 138 ON FREE INFORMATION CARD

CIRCLE NO. 139 ON FREE INFORMATION CARD

Electronics Classified

CLASSIFIED RATES: Per Word, 15 Word Minimum. **COMMERCIAL:** \$4.00. **PERSONAL:** \$2.30. **EXPAND-AD:** \$6.00. Ads set in all bold type @ 20% premium. Ads set with background screen @ 25% premium. **DISPLAY:** 1" x 2 1/4", \$485.00. 2" x 2 1/4", \$970.00 3" x 2 1/4", \$1,450.00. **GENERAL INFORMATION:** Frequency rates and prepayment discounts available. Payment must accompany order except credit card—Am. Ex., Diners, MC, VISA (include exp. date)—or accredited ad agency insertions. Copy subject to publisher's approval; must be typewritten or printed. First word set in caps. Advertisers using P.O. Boxes MUST supply permanent address and telephone number. Orders not acknowledged. They will appear in next available issue after receipt. Closing date: 1st of the 2nd month preceding cover date (e.g., Mar. issue closes Jan. 1). Send order & remittance to: Classified Advertising, **Computers & Electronics Magazine**, 1 Park Avenue, New York, NY 10016. Direct inquiries to Rose Lynch, (212) 725-7686.

FOR SALE

GOVERNMENT and industrial surplus receivers, transmitters, snooper scopes, electronic parts. Picture Catalog 25 cents. Meshna, Nahant, Mass. 01908.

ELECTRONIC PARTS, semiconductors, kits, **FREE FLYER**. Large catalog \$1.00 deposit. **BIGELOW ELECTRONICS**, Bluffton, Ohio 45817.

SAVE UP TO 50% on name brand test equipment. Free catalog and price list. **Salen Electronics**, Box 82, Skokie, IL 60077.

BUILD AND SAVE. TV EARTH STATION. DETECTIVE ELECTRONICS. Video Recorders, Color Cameras, advanced Telephone Projects. **BROADCAST ELECTRONICS**. 50 page color catalog of unusual electronic projects **AIR MAILED \$3.00**; with 3 hour audio cassette dramatization of our catalog \$5.00. **Don Britton Enterprises**, PO Drawer G, Waikiki, Hawaii 96815.

POLICE/FIRE SCANNERS, crystals, antennas, CBs, Radar Detectors, HPR, Box 19224, Denver, CO 80219.

RECONDITIONED TEST EQUIPMENT \$1.00 for catalog. **WALTER'S TEST EQUIPMENT**, 2697 Nickel, San Pablo, CA 94806. (415) 724-0587.

NEW ELECTRONIC PARTS. Continuously stocked. Stamp brings catalog. **Daytapro Electronics**, 3029 N. Wilshire Ln., Arlington Hts., IL 60004.

ELECTRONIC CATALOG. Over 4,500 items. Parts, & components. Everything needed by the hobbyist or technician. \$2.00 postage & handling (United States Only), refundable with first \$15.00 order. **T & M Electronics**, 472 East Main St., Patchogue, NY 11772. (516) 289-2520.

PRINTED CIRCUIT BOARDS, your artwork. Quick delivery. Reasonable. **Atlas Circuits**, Box 892, Lincolnton, NC 28092. (704) 735-3943.

Telephone Listening Device

Record telephone conversations in your office or home. Connects between any cassette or tape recorder and your telephone or telephone LINE. Starts automatically when phone is answered. Records both sides of phone conversation. Stops recorder when phone is hung up. This device is not an answering service.



Each \$19.95
Qty. Disc Avail.

Super Powerful Wireless Mic

10 times more powerful than other mics. Transmits up to 1/4 mile to any FM radio. Easy to assemble kit. 15V battery (not incl.). **Call (305) 725-1000 or send \$19.95 + \$1.00 ship. per item to USI Corp., P.O. Box PM-2052, Melbourne, FL 32901. COD's accept.** For catalog of transmitters, voice scramblers and other specialty items, enclose \$2.00 to USI Corp.



Size 2 X 3 X 1/2"

SATELLITE TELEVISION... HOWARD/COLEMAN boards to build your own receiver. For more information write... **ROBERT COLEMAN**, Rt. 3, Box 58-APE, Travelers Rest, S.C. 29690.

SAVE UP TO 85%

GOV'T SURPLUS and NEW EQUIP'T

 <p>Blower/Fan 100-CFM 115-VAC LST OVER \$14.00 \$8.79 F.O.B. Lincoln</p>	 <p>Powerful Battery Motor BRAND NEW \$34.95 (13 lbs.) Normal Retail Over \$100.00 F.O.B. Lincoln</p>
--	--

* (ITEM #16-940) Use for intake, exhaust, cool electronic gear. 4" diam. blade, mounts in 6-1/2" diam. opening, 4-1/4" deep. (2-3/2 lbs.)

* (ITEM #1066) - High torque, 1/2-HP 12 to 36-VDC, 1200 to 3600-RPM. Motorize bikes, make small electric cars, drive pumps, compressors. Shaft 3/4" diam. Overall lgh. 9"

* Many other motors shown in our catalog. Write for it!

100-Page Catalog
Send 60-Cents
COIN or STAMPS
100's of BARGAINS

SURPLUS CENTER PE-122 Lincoln, Ne. 68501 (402) 474-4366

SATELLITE TELEVISION INFORMATION \$4. Build or buy your Earth Station. **Satellite Television**, RD 3, Oxford, NY 13830.

SOUND SYNTHESIZER KITS—Surf \$19.95, Wind \$19.95, Wind Chimes \$24.95, Musical Accessories, many more. Catalog free. **PAIA Electronics**, Box J14359, Oklahoma City, OK 73114.

FREE SATCOM
Aerial View Photo
of the Earth



SATELLITE TV
FANTASTIC 80 TV CHANNELS

New antenna construction plans plus big 8 x 11 book loaded with aiming info, kits, LNAs and receivers at wholesale prices. Far better than cable TV! Enjoy crystal clear reception. Send \$9.95 today. Add \$2.00 for 1st class (air mail) or call our 24 hr. COD order line (305)862-5068 Now

Global TV Electronics, P.O. Box 219 E. Maitland, FL 32751

DECODE Morse, RTTY, and ASCII signals from airwaves with new **CODE★STAR**. LED readout or connect your computer/printer. Keyboard, other items also available. Kits or assembled. **MICROCRAFT**, Box 513PE, Thiensville, WI 53092. (414) 241-8144.

RF MODULATORS for SATELLITE TELEVISION, MICROCOMPUTERS CCTV. Also monitors, cameras, kits. **FREE VIDEO CATALOG**. Phone (402) 987-3771. **Dealers Welcomed. ATVI RESEARCH**, 13-P Broadway, Dakota City, NE 68731.

CABLE TV CONVERTERS & EQUIPMENT. Plans and parts. Build or buy. For more information send \$2.00: **C & D ELECTRONICS INC.**, P.O. Box 21, Jenison, MI 49428.

MICROWAVE TV DOWNCONVERTERS, Downconverter board, power supply board, Antenna Cookbook, with detailed plans, \$20.00 Downconverter parts \$15.00, power supply parts \$15.00. **Micro Engineering**, P.O. Box 17231, Minneapolis, MN 55417.

FREE FLYER! IC's, resistors, capacitors, jacks, etc., plus SSM music synthesizer/audio IC's, power amp modules, analog delay IC's, computer books, and more. Also plans for analog delay/chorus unit! **PGS Electronics**, P.O. Box 749-A, Terre Haute, IN 47808.

TRANSISTORS, IC's, DIODES, RF Power, LED's. Lowest prices plus service and quality. Call **TOLL FREE 1-800-458-6055**. PA call, 800-672-7100. **MC/VISA honored**. Savings Service, Quality At B&D we do it better. **B&D ENTERPRISES**, Box 305, Kane, PA 16735.

SHORTWAVE LISTENERS! Free catalog. High quality SWL equipment! **RADIO WEST**, 3417 Purer Rd., Escondido, CA 92025. (714) 741-2891. The Only all SWL store in the Known World.

PAY TV KITS

UHF Gated Pulse Kit.....\$39.00
UHF Sinewave Kit.....\$37.00
Informative Catalog.....\$ 2.00

J & W ELECTRONICS, INC.
P. O. BOX 61-K
CUMBERLAND, RI. 02864

ACOUSTIC TEST SET for adjusting equalizers, speakers; \$449.00. Free Brochure. **HALL ENGINEERING**, Dept. Z2, P.O. Box 506, Martinsville, N.J. 08836.

CABLE TV SECRETS, the informative publication the cable companies are trying to ban. **HBO, Movie Channel, Showtime converters, descramblers** etc. Send \$7.95 to: **CABLE FACTS**, Box 711-PE, Pataskala, Ohio 43062.

GIANT KIT EXPERIMENTERS delight loaded with books, diagrams, over 1 lb prime electronic parts only \$12.95. **ALLKIT**, 434 W. 4th St., West Islip, NY 11795.

TELETYPE EQUIPMENT: Copy Military, Press, Weather, Amateur, Commercial Transmissions. Catalog \$1.00. **WEATHER-MAP RECORDERS:** Copy Satellite Photographs, National-Local Weather Maps. Learn How! \$1.00. **Atlantic Sales**, 3730 Nautilus Ave., Brooklyn, NY 11224. Phone: (212) 372-0349.

Satellite Earth Station
Complete systems from \$1,899.00
Call or write for our latest brochure.
TENNESSEE ELECTRONICS
P.O. Box 181108
Memphis, TN 38118
(901) 795-4504

SATELLITE TV
• SYSTEMS • COMPONENTS • LNA's •
• ANTENNAS • RECEIVERS •
WE CAN HELP YOU!
HIGH FRONTIER
2230 E. Indian School Rd., Phoenix, AZ 85016
(602) 954-6008

ANTI GRAVITY



ELECTRONIC LEVITATION
No moving parts, magnets, gases or exotic fuels. **BUILD FLYING MODELS** Plans, schematics, diagrams, performance charts & more in **PRIMER VOL.** 105 pgs 8 x 10 mm \$20 ppd. **GUARANTEED!** VISA MC add \$5. **FOREIGN** ADD \$10. **SAUCER TECHNOLOGY**, Box 132-M, Eureka Springs, Ark. 72632

MICRO TOPOLOGY EXPOSED! Discover the incredible detail of a microprocessor chip enlarged over 20,000 times into a large full color poster. See how an LSI circuit, the 6502 CPU, is built. Poster only \$4.50 with free 6502 fact sheet. **OMICRON DIGITAL SYSTEMS LTD.**, Box 3055-PE, Falls Church, VA 22043.

INSTANT ELECTRONIC INFORMATION

Chemists have their Atomic Table of Elements. Now, the **ERI Electronic Visualizer** is an efficiently designed 23x35 in. color wall chart displaying the basic DC & AC circuit laws, components, equations and concepts. Subjects include **Circuit Reduction, Loop Analysis, Impedance, Reactance, Kirchhoff's Laws, AC waves, power supplies, conversion tables** and more. A detachable reference section is included. The **ERI Electronic Visualizer** is a practical tool for building or designing projects. Hang it over your bench.
Send \$10.95 check or money order (shipped in sturdy tube)
ELECTRONICS REFERENCE INC., P.O. BOX 312, BKLYN., N.Y. 11214

SAVE!!! (KITS) 2.5 GHZ Downconverter \$29.95, P/S less Transformer \$15.00. Plans \$7.50. **Hoptronix**, Box 401283, Garland, TX 75040.

SHORTWAVE AND SCANNER LISTENERS

Tune in spies, smugglers, secret satellites, undercover agents, pirate stations, foreign broadcasts. Choose the proper equipment to hear more, hear farther... Discover listening excitement beyond your dreams by reading **MONITORING TIMES**, respected authority on monitoring. For your **FREE SAMPLE** call toll-free TODAY! 1-800-438-8155 or 1-704-837-2216, or write: **GROVE ENTERPRISES**, Dept. A, 140 Dog Branch Road, Brasstown, NC 28802.

TELEPHONES AND ACCESSORIES. FCC registered. QUICK SHIPMENT! Send 20¢ stamp for flyer. **UNIQUE COMMUNICATIONS**, 6335 S.R. 97 Gallon, Ohio 44833.

DEALERS: MATV/CATV/VCR Equipment, audio cables, telephone accessories, antennas, needles batteries, (212) 897-0509. **D&WP**, 66-19 Booth, Rego Park, NY 11374.

OPEN REEL TAPE—Mostly **AMPEX 641/671** used once, unspliced, unboxed, 7" 1800' or 2400, 50 reels; \$65.00. Sample \$2.00. Ten 3600', 10 1/2" reels; \$27.50. Sample \$2.50. New premium cassettes and 8 track cartridges available. Sample: \$1.00 each. **AUDIO TAPES**, Box 9584-E, Alexandria, VA 22304. (703) 892-8722, VISA/MC.

MICROWAVE ANTENNAS. 2GHz. Complete system: downconverter, parabolic reflector, power supply and warranty only \$59.95. Fully assembled, ready to install. **NOT A KIT**. Dealers wanted! **NEVADA SATELLITE CORPORATION**, (702) 367-0333.

ZX81 16K RAM pack—\$44.95, Kit—\$39.95. Information—25c. Laserscan Electronics, 441 Westwind Drive, North Palm Beach, Florida 33408.

SATELLITE TV BREAKTHROUGH

ONLY 1.8 METER (5.8 foot diameter) **AT LAST!**

5 C. Ku Bands
Bdcat & ml spec



We are the Fifth Largest Military Earth Station Manufacturer in the World!

No More Monstrosities! Our new patented 1.8 meter antenna with gun laser surface tolerance is the most perfect antenna made in the world. Plays like a quality 3 meter. Roof mount motorized!

SAVE! USED BY NASA!

OUR 96 PAGE TECH BOOK REDUCED... ONLY \$6.00

SPACECOAST RESEARCH CORPORATION
P.O. BOX 442-C
ALTA MONTE SPRINGS, FL 32701

24 HOUR C.O.D. HOTLINE
(305) 339-7600

RELIABLE MICROWAVE TV ANTENNAS

2.1 to 2.6 GHz Frequency Range

34db System Gain (or Greater)

Complete System (pictured) \$149.95
Down Converter Probe Style (Assembled & Tested) \$ 64.95
Power Supply (12V to 16V DC+) (Assembled & Tested) \$ 59.95

PETERSON ELECTRONICS
4558 Auburn Blvd
Sacramento, CA 95841
(916) 486-9071

SPECIAL QUANTITY PRICING
Dealers Wanted - COO'S



1 YEAR WARRANTY PARTS & LABOR

SATELLITE EQUIPMENT CATALOG. Over 25 of the best manufacturers and suppliers. LNA's receivers, antennas and complete systems covered in four different sections. A satellite aiming chart and microwave interference handbook (10.00 value) included free. Send \$10.95 U.S.. TMS Co., P.O. Box 8369, Roseville, MN 55113.

The Kit Option.

Our finished speakers are recommended by Hi-Fi reviewers everywhere but some people want the savings and satisfaction that comes with building and finishing their own. Hence our kit option. Write us for our free catalog.



speakerlab
Dept. CPE 212, 735 N. Northlake Way
Seattle, Washington 98103

FREE SPEAKER CATALOG—Thousands of speakers and accessories at the lowest prices. Free cabinet plans, plastic woofers, ribbon tweeters. Send \$1.00 postage to: SRC Audio, Dept. P.E., 3238 Towerwood Dr., Dallas, TX 75234. (214) 243-4145.

SATELLITE RECEIVER IF SWEEP GENERATOR. 70 Mhz IF. Sweeps 40-100 Mhz \$79. Head End Systems, P.O. Box 8758, Portland, Oregon 97207.

DELUXE SINEWAVE UNF CONVERTER. Sound out of TV like normal with only antenna connection to TV or VCR. True A.G.C. Plans SASE. Parts \$175. 312/267-3455. LSR Engineering, P.O. Box 6075, Chicago, Illinois 60680.

CABLE TV CONVERTERS DESCRAMBLERS

BUY DIRECT & SAVE



AMATEUR MICROWAVE ANTENNA
• 26 DB Gain
• Advanced Down Converter
• Complete Ready to Install
\$119.00



LINDSEY JET I WIRELESS THE ULTIMATE CABLE TV CONVERTER
• 58 CHANNEL INFRARED REMOTE CONTROL COMPLETELY PROGRAMMABLE
\$169.00
Send \$1 for Complete Catalog
VISA • MASTERCARD • COD

DIRECT VIDEO SALES
P.O. BOX 1329
JEFFERSONVILLE, INDIANA 47130
CALL TOLL FREE
1-800-828-5533

R-174/GRR-5 Military Communications Receiver, 1.5-18 MHz AM-CW-SSB, amateur, shortwave, military frequencies. mint; \$47.50; good; \$27.50. ARC-27 Aircraft Guard Receiver Assembly, 238 Mhz AM, mint; \$12.50. Technical data included. Add \$5 shipping. Baytronics, Dept. CE, Box 591, Sandusky, OH 44870.

MICROWAVE TELEVISION "DOWNCONVERTERS." Exclusive new five stage design. Easily assembled. Catalogue: \$2.00 (refundable). NDS, Box 12652-E, Dallas, 75225.

HOW TO BUILD A SATELLITE TV LNA or Downconverter! Save Hundreds! Free Information! XANDI, Box 25647, Dept. 22E, Tempe, AZ 85282.

SINEWAVE DECODER KIT, EVERYTHING NEEDED \$109.95. Quality parts throughout. Mitsumi Varactor tuner \$22.95. Many thousands of other electronic components. Intermountain Electronics, Box 531, Boise, Idaho 83701. (208) 384-9755.

GEARMOTORS: 12VDC, 125 inch lbs., 40-100 RPM. 2-15 AMPS., Reversible, reconditioned, guaranteed. 6lb. \$30.00, 4/\$100.00. Sepac, 625 NW 41st St., Seattle, WA 98107.

ROBOTS, Build Your Own, plans \$10., FREE FLYER w/ SASE to: ADAM-1 Robots, 865 Harrison Ave., Abilene, TX 79601. No checks please.

USA PAY-TV STATIONS. Complete and latest information: Locations, programming, equipment and more. \$10.00. TCE, Dept.-E, Box 343, Brooklyn, NY 11230.

FREE VALUABLE CHRISTMAS GIFTS with purchase of any Microwave system, UHF Converter or Satellite TVRO. Catalogue \$3.00. Free information. Satisfaction guaranteed. TCE, Dept.-E, Box 343, Brooklyn, NY 11230.

LOUDSPEAKERS! Electro-Voice raw components ready to ship with competitive prices. FREE catalog. SONIX CO., Box 58-CE, Indian Head, MD 20640. (301) 753-6432.

ELECTRONICS CALCULATIONS PROGRAM. TRS-80 source code. \$2.00. J. Edwards, 323 1/2 Richmond, El Segundo, CA 90245.

OVER 200 PROJECTS AND KITS. Send stamp for list, MATCO ELECTRONICS, Box 316P, Cadillac, MI 49601.

POLICE CODE UNSCRAMBLERS, lets you hear the coded messages of Police, Fire and Medical channels; magnetic mobile scanner antennas and other scanner accessories. satisfaction guaranteed. DNE Inc., Rt. 7, Box 257-A, Hot Springs, AR 71901. (501) 623-6027.

ADD SINGLE SWEEP, delayed sweep, video sync separator to any triggered sweep scope. Plans \$6.95. 12" B&W video monitor \$89.95. Information \$2.00, refundable. Random Access, Box 4177OP, Phoenix, AZ 85080.

MICROWAVE DOWNCONVERTERS. In-Band cable converter adapters. Commercial free "All movies, Sports" television adapter; crystal clear reception, clear sound. Satellite television handbook with plans and Buyers Guide: \$9.95. Cable converters: \$35.00. Over 60 more hobbyist projects to choose from. Free catalog. Kits Available J.D.'s ELECTRONICS, Box 2726, San Bernardino, CA 92406—(714) 885-8244.

COMPUTER EQUIPMENT/PARTS

US \$600.00 build 48K Apple compatible including housings, details US \$1.00, Reliant, P.O. Box 33610, Sheungwan, Hong Kong.

SAVE 90% Build Your own Minicomputer. Free Details. Digitek, 2723 West Butler Dr., Suite 20C, Phoenix, AZ 85021.

TRS-80 1/3 SOFTWARE. Games/Education/Utility. Free flyer. Tas Inc., 704-PE, N. Pennsylvania, Lansing, MI 48906. (517) 482-8270.

PLUGS-INS AND ADD-ONS FOR THE IBM PERSONAL COMPUTER. Available in kit form as well as assembled. Build it yourself and save. Other 8088 based products too. Free information. Compatible Computer Corp., Dept PE 7, Box 51102, Seattle, WA 98115.

LOW PRICED COMPUTER PRODUCTS, Printers, CRT's, Mainframes. Angel Computer Products, 1719 South Carmelina, Los Angeles, 90025, (213) 820-4231.

USED COMPUTER TERMINALS, PRINTERS, MODEMS, CABLES, SURPLUS ELECTRONIC PARTS. SPECIALS: DAISY WHEEL PRINTERS (will interface to various computers) \$300.00. XEROX 820 CPU BOARD (single board computer, new, assembled & tested) \$425.00, CATALOG \$1.00. RONDURE COMPANY, "The Computer Room" PE, 2522 BUTLER STREET, DALLAS, TX 75235. (214) 630-4621.

ZENITH ZVM/121. 12" diagonal green screen \$105. MICRO-COMPUTER RESOURCES. 33576 Orange Lawn. Livonia, Michigan 48150. (313) 522-6151.

COMPUTERISTS/TEACHERS—Unique BINARY DICE! Set of 3, \$1.75 ppd four sets \$5.00. IPS, Box 36-A, Oceanport, NJ 07757.

MBASIC SMALL BUSINESS/home Data Management program for CMP computers—\$25.00. Source listing (19 pages) \$15.00. CC Consulting, 1565 East 775 South, 8, Ogden, Utah 84404.

TIRED OF PLUG-INS? Convert your ATARI VCS cartridges into a compact command center—Select any game from a switch. Schematics/Instructions \$5.00. Assemblies Unlimited, P.O. Box 1412, Des Plaines, IL 60018.

UNIVERSAL DEVELOPMENT SYSTEM CARTRIDGE: Complete with Eprom programmer, ROM emulator, 100% machine code software to set-up the Commodore VIC-20 as a general purpose development system. CARTRIDGE COMPLETE ONLY \$199.00. Complete system including VIC and monitor will cost less than \$500.00! Requires no other expansion devices on VIC. Commodore approved product. FREE BROCHURE. GLOUCESTER COMPUTER BUS COMPANY, 6 Brooks Rd., Gloucester, MA 01930, (617) 283-7719.

BRAIN WAVES CONTROL computerized speech. Catalog. Rosetronix, 269 Dahlia, I.B., CA 92032.

8" FLOPPY DRIVES \$150. Diablo Daisy Wheel Printer \$400. Cume Diablo RS232 interface \$95. CDI, 105 S. Main, Greer, SC 29651.

HALLANDALES COMPUTER CLUB featuring Discounts! Software catalog! Tips! Games! Newsletters! Free information. Dept-PE, 6457B Malloy, Ferndale, WA 98248.

APPLE BUILDERS—Send stamp for our flyer of Apple parts. IC sets, ROM sets, connectors. Shugart drive to Apple modification kits etc. Electroval Industrial Inc., Box 157-P, Morris Plains, NJ 07950.

NEC AND ZENITH: Printers, Monitors and Terminals. Free Pricelist. Tech-Systems, P.O. Box 565, Dept. PE-82L, Spring, Texas 77373.

MICROPROCESSOR CRYSTALS. wide range of frequencies. Example: \$4mg \$2.00 each. Write: Sigmotek, 327 Clarkin Court, Walnut Creek, CA 94598.

SINGLE BOARD CONTROLLER 6802 CPU 6821 I/O 2716 EPROM. \$69.95 assembled, \$59.95 kit. Washington Digital Inc., 11103 NE 141 Pl., Kirkland, WA 98033.

2000 BOOKS, software, accessories covering TRS-80; Apple; Texas-Instrument; IBM, Commodore Computers Catalog \$2.00 postpaid. (Refundable on 1st order.) JMC, 1025E Industrial Drive, Bensenville, Illinois 60106.

COMPUTER SOFTWARE

SINCLAIR ZX81/TS-1000/TRS-80 COLOR COMPUTER PROGRAMS. Wide selection/High quality. Catalog \$1.00. Zeta Software, Box 3522, Greenville, SC 29608.

CROSS ASSEMBLERS. SIMULATORS. Written in FORTRAN for most microprocessors. IDI, Box 163P, Dillon, CO 80435. (303) 468-0112.

MICRO-WINDOW uses HI-RES graphics to provide a window into the 6502 microprocessor by displaying a binary programming model during execution of machine language programs. For the APPLE II PLUS with 48K and DOS 3.3 \$120. Write for details. WINDOW RESEARCH, 13452-A N.E. 175th Street, #218, Woodinville, Washington 98072.

DISCOUNT SOFTWARE—Available for Apple, TRS-80 and TI 99/4 Personal Computers. Professional applications for the doctor, dentist, attorney, school administrator, teacher, contractor and general office personnel. Catalog, \$1.00. Creative Discount Software, 256 S. Robertson Blvd., Suite 2156, Beverly Hills, CA 90211.

SINCLAIR (TIMEX) ZX81 users group. Programs, newsletters. Information: Diana Wright, 170 Oakbrook Circle, Palatine, Illinois 60067.

TIMEX-SINCLAIR and ZX-81 SOFTWARE CATALOG plus two CHRISTMAS PROGRAMS for \$1, SASE: FLORIDA CREATIONS, CE1, Box 16422, Jacksonville, FL 32245.

...ZX81...TIMEX/SINCLAIR 1000 SOFTWARE. Introductory 5 game tape ONLY \$3.95! FREE catalog send SASE to: Software Development Assoc., Dept C2, 2240 W. McRae Way, Phoenix, AZ 85027. AZ. res. add tax.

COMPUTER PUBLICATIONS

HEY HACKER: Get your spouse/writer involved with a holiday gift. Thirty minutes to start writing with Wordstar™ using the 24 page, pocket size EXECUTIVE GUIDE TO WORDSTAR. Write while you learn. \$5.75. Calif. resident 3% tax. From your book/computer store or: CULVER CITY CANON COMPANY, Box 444, Culver City, CA 90230.

AMATEUR RADIO

RADIO AMATEUR CALLBOOKS: 1983 Directories of Radio Amateurs around the world. U.S. Callbook \$23.00; Foreign Callbook \$22.00, shipping included. See your Dealer or write for FREE catalog. RADIO AMATEUR CALLBOOK, Dept CE, 925 Sherwood Dr., Lake Bluff, IL 60044.

NO SALES TAX IN MONTANA! The New ICOM IC-R70 general coverage commercial grade receiver; List \$749, Cash \$649. Trades welcome. Catalog \$1. CONLEY RADIO, 318-P N. 16th, Billings, MT 59101. (406) 259-9554.

C.B. EQUIPMENT

IMPROVE CB PERFORMANCE! Modification hardware, books plans, Catalog \$2. CBC INTERNATIONAL, Box 31500PE, Phoenix, AZ 85046.

CABLE TV

FREE

THE GREAT ELECTRONIC THINGS & IDEAS BOOK!

HUNDREDS OF UNUSUAL PARTS, GADGETS & IDEA ITEMS UNAVAILABLE IN STORES OR CATALOGS ANYWHERE! Barain prices on everything! New items in every issue! Rush postcard for your copy!

ETCO ELECTRONICS
Dept. 310
Plattsburgh, N.Y. 12901

DISCOUNT CONVERTERS, DESCRAMBLERS, cable equipment, electronic products, etc. Send \$2.00 for catalog. ESC, Box 10192, Macon, Georgia 31297.

PLANS AND KITS

PRINTED CIRCUIT Boards from sketch or artwork. Kit projects. Free details. DANOCINTHS Inc., Dept. PE, Box 261, Westland, MI 48185.

GIANT SCREEN TV projection system converts any television into 7-foot picture. Lens & instructions \$14.95. (Dealers welcome). Bell Video, 4616 Belair Rd., Baltimore, MD 21206.

NON-COMMERCIAL TELEVISION PROJECTS: UHF SINEWAVE SYSTEMS; 2300 MHZ MICROWAVE DOWNCONVERTER. Best systems available; no internal connections to TV! Plans \$10.00 each; both \$15.00. PARTS, KITS AVAILABLE; MC/VISA accepted on parts purchases. Send SASE for parts pricing and more information on these and other unique plans. COLLINS ELECTRONICS, Box 6424, San Bernardino, CA 92412.

FREE CATALOG OF LOW - cost electronic kits. Sirens, Strobes, Color-Organs, Combination Locks, etc. PPG ELECTRONICS, 791 Redrock Road, St. George, Utah 84770. Call 1-800-453-1708.

"PROFESSIONAL" GIANT SCREEN PROJECTION TV—"Don't be fooled with cheap imitations!" "Build the best!" Use EXACT SAME TYPE LENSES and SCREENS utilized by Sony, Zenith, Pioneer, and Maganavox! Simple construction! Profitable! Illustrated information and complete parts catalog \$2.00. Money back guarantee! POLI-VISION, 168-F Dunmore St., Throop, PA 18512.

PROM PROGRAMMER FOR 2716/2732/8748. Flexible micro-based design. Full editing and interface. \$18. for plans plus programmed system PROM. Free details. Guarantee. BG Electronics, P.O. Box 703, Seabrook, MD 20706.

MINIATURE FM TRANSMITTER. Install inside telephone handset. Monitor calls. Plans \$8.00. OMICRON LABORATORY, Box 11034, Knoxville, TN 37919.

CAPACITANCE INSTRUMENT Kit, \$69.95; write or phone: Anders Precision Instrument Co., 4 Bridge St. Plaza, P.O. Box 75, Willimantic, CT 06226, (203) 423-7940.

SUBSCRIPTION TELEVISION EDUCATION MANUAL. Complete theory and circuits \$9.95. Parts and kits available. D & S Enterprises, P.O. Box 110901 PE, Nashville, Tennessee 37211.

ALARMS

Burglar-Fire Protection

Protect Your Life, Home, Business, Auto, etc.

• Our catalog shows how. Install your own alarm systems and devices and save \$\$\$\$ We offer FREE write-in engineering service.

FREE CATALOG Lowest Prices on Reliable, High-Quality Alarm Systems and Devices

Burdex Security Co. Box 82802-PE Lincoln Ne. 68501

BURGLAR, FIRE, CAR! Finest equipment! Save! Free Catalog. AAS, 414A Lorna Square, B'ham, AL 35209.

HIGH FIDELITY

TOP QUALITY SPEAKERS AND KITS. Send \$3.00. Speaker Warehouse, 801 North Route 441, Hollywood, FL 33021.

DIAMOND NEEDLES and STEREO CARTRIDGES at DISCOUNT PRICES for SHURE, PICKERING, STANTON, EMPIRE, GRADO, AUDIO TECHNICA, ORTOFON, ADC and SONUS. Send \$A.S.E. free catalog. LYLE CARTRIDGES, Dept. P, Box 69, Brooklyn, NY 11218. For fast COD service Toll Free 800-221-0906. N.Y. State (212) 871-3303. 9AM-8PM except Sunday.

WANTED

GOLD, Silver, Platinum, Mercury, Tantalum wanted. Highest prices paid by refinery. Ores assayed. Free circular. Mercury Terminal, Box 191, Norwood, MA 02062.

TUBES

TUBES: "Oldies", Latest. Supplies, components, schematics. Catalog Free (stamp appreciated). Steinmetz, 7519-PE Maplewood, Hammond, Ind. 46324.

TUBES-RECEIVING, Industrial and Semiconductors Factory Boxed. Free price sheet including TV, Radio and audio parts list. Transletronic, Inc., 1365 39th St., Brooklyn, New York 11218. Telephone: (212) 633-2800. Toll free: 800-221-5802.

HUGE INVENTORY! Thousands of types. Wholesale prices. FREE CATALOG! ETCO Electronics, DEPT. 290, Plattsburgh, NY 12901.

GOVERNMENT SURPLUS

FREE GOV'T SURPLUS. Send \$1.00, S.A.S.E. to: "Surplus", P.O. Box 49126, Atlanta, GA 30359.

PERSONALS

MAKE FRIENDS WORLDWIDE through international correspondence, illustrated brochure free. Hermes-Verlag, Box 110660/Z, D-1000 Berlin 11, W. Germany.

CORRESPONDENCE FOR FRIENDSHIP IN PHILIPPINES, MALAYSIA. Free information. AAWS-(PE), Box 2777, Orcutt, California 93455-0777.

PENFRIENDS—ENGLAND—USA, through correspondence. Send age, interests. Free reply. Harmony, Box 89PE, Brooklyn, New York, 11235.

UNIVERSITY DEGREES BY MAIL! Bachelors, Masters, Ph.D.'s... Free revealing details, Counseling, Box 317-EP12, Tustin, California 92680.

UNIVERSITY DEGREES BY SPECIAL EVALUATION OF existing credits and Job experience. Fast, inexpensive. Call (614) 863-1791. Or write: EVALUATION, Box 13151-X12, Columbus, Ohio 43213.

CLASSICAL MUSIC LOVERS' EXCHANGE—The link between unattached music lovers. Write: CML, Box 31, Pelham, NY 10803.

SCANDINAVIAN LADIES, sincere, seek correspondence for friendship. Details—Send stamp: Seannacuub, Box 4-(CE), Pittsford, NY 14534.

VITAMINS DIRECT FROM MANUFACTURER. 14 years quality service, unbelievable savings. Catalog \$1.00. LIFE CYCLE VITAMINS, 6354 Van Nuys Blvd., Dept 136CE, Van Nuys, CA 91401.

INSTRUCTION

LEARN WHILE ASLEEP! HYPNOTIZE! Astonishing details, strange catalog free! Autosuggestion, Box 24-ZD, Olympia, Washington 98507.

UNIVERSITY DEGREES BY MAIL! Bachelors, Masters, Ph.D.'s. Free revealing details. Counseling, Box 317-PE12, Tustin, California 92680.

Be an FCC LICENSED Electronic Technician

Earn up to \$600 a Week & More!
No costly school — The Original FCC Tests—Answers exam manual that prepares you at home for FCC General Radiotelephone License. Newly revised multiple-choice exams cover all areas tested on the actual FCC Govt exam! No previous experience required. \$12.95 post-paid. Moneyback Guarantee.

Dept. P P.O. Box 26348, San Francisco, CA 94126



MEDICAL ELECTRONICS TECHNOLOGY, home study. Troubleshoot medical instruments. WTI, P.O. Box 3124, Fresno, CA 93650-3124.

UNIVERSITY DEGREES BY SPECIAL EVALUATION OF existing credits and Job Experience. Fast, inexpensive. Call (614) 863-1791. Or write: EVALUATION, Box 13151-A12, Columbus, Ohio 43213.

Be an ELECTRICIAN

Skilled Electricians Average Over \$11 an Hour
Learn at home in spare time with no previous experience. We encourage you to check on the job market in your area and send for employment success figures of our graduates. Learn installation, maintenance, construction, lighting, heating, air conditioning applications. Send for FREE FACTS.


ICS Electrician's School, Dept. PDOB2
ICS Center, Scranton, PA 18515



ATTENTION ELECTRONIC TECHNICIANS

Highly Effective Home Study BSEE Degree Program for Experienced Electronic Technicians
Our New Advanced Placement Program grants Credit for previous Schooling & Professional Experience. Advance Rapidly! Our 36th Year!
FREE DESCRIPTIVE LITERATURE!

Cook's Institute of Electronics Engineering
DESK 15, P.O. BOX 20345, JACKSON, MS 39209



FREE SUCCESS KIT reveals amazing sleep-learning. New, exciting breakthrough. Write: ADVANCED SYSTEMS-PE1, 13906 Ventura, Sherman Oak, CA 91423.

COMPUTER REPAIR, PROGRAMMING, WORD PROCESSING Courses. Exciting "Hands On" training in 4 months, lifetime placement assistance. Systems Technology Institute, 6442 Edgewater Drive, Orlando, FL 32810. (305) 299-6535.

REPAIR ELECTRONIC ORGANS—Revised home study course covers all current makes and models. Free booklet. Niles Bryant School, P.O. Box 20153, Sacramento, CA 95820.

FOR INVENTORS

INVENTORS! IDEAS HAVE VALUE!

Ever think of an idea, forget it and see it later on the market? Many people don't forget, act quickly and are rewarded by American Industry. Write down your idea! We offer free disclosure registration and initial consultation regarding your idea's potential value. Call or write without delay for your free information package.

AMERICAN INVENTORS CORPORATION
59 Interstate Drive, Dept. PE
West Springfield, MA 01089
(413) 737-5376

A fee Based Marketing Company
Offices Coast to Coast

IDEAS, inventions, new products wanted! Call toll free 1-800-528-6050. In Arizona, 1-800-352-0458. Extension 831.

PATENT AND DEVELOP your invention. FREE PATENT INFORMATION. Richard L. Miller, P.E., 3612-E. Woolworth Building, New York, NY 10007, (212) 267-5252.


BUSINESS OPPORTUNITIES

FREE CATALOGS. Repair air conditioning, refrigeration. Tools, supplies, full instructions. Doolin, 2016 Canton, Dallas, Texas 75201.

MECHANICALLY INCLINED individuals desiring ownership of Small Electronics Manufacturing Business—without investment. Write: BUSINESSES, 92-K12 Brighton 11th, Brooklyn, New York 11235.

ONE MAN CRT FACTORY. T.V.'s. Business machines, Monitors, Schemes, VDT's. \$3.00 rebuilding nets \$100-\$500 each tube. Higher profits overseas. New/used.

We don't care which computer you buy. We'll help you get the most out of it.



CompuServe puts a world of information, communications, and entertainment at your fingertips.

CompuServe is the easy to use videotex service designed for the personal computer user and managed by the communications professionals who provide business information services to over one fourth of the FORTUNE 500 companies.

Subscribers get a wealth of useful, profitable, or just plain interesting information like national news wires, electronic banking and shop at home services, and

sophisticated financial data. Plus, a communications network for electronic mail, a bulletin board for selling, swapping, and personal notices and a multi-channel CB simulator.

You get games on CompuServe, too. Classic puzzlers, educational, sports and adventure games and fantastic space games featuring MegaWars, the "ultimate computer conflict."

To learn more about CompuServe, call toll free, 800-848-8990, for an illustrated guide to the CompuServe Information Service. The videotex service for you, no matter which computer you buy.

CompuServe

P.O. Box 20212
5000 Arlington Centre Blvd., Columbus, OH 43220
800-848-8990
In Ohio call 614-457-8650

An H&R Block Company

CIRCLE NO. 60 ON FREE INFORMATION CARD

THE LEADING EDGE IN PRINTERS

ONE GREAT LINE. ONE GREAT WARRANTY.


Finally, there's one full family of printers that covers every business or word processing application—all from C. Itoh, a company known for packing more product into less price; and all distributed exclusively by Leading Edge, a company known for searching out and providing that very thing. Which means that one call to one source can get you any printer, any time you need it, for any purpose. All backed by a full years' warranty from Leading Edge. (Try *that* on any other line of printers.)

THE PRO'S.

The Prowriters: business printers—and more. The "more" is a dot-matrix process with more dots. It gives you denser, correspondence quality copy (as opposed to business quality copy, which looks like a bad job of spray-painting).

Prowriter: 120 cps. 80 columns dot matrix compressable to 136. 10" carriage. Parallel or serial interface.

Prowriter 2: Same as Prowriter, except 15" carriage allows full 136 columns in normal print mode. Parallel or serial interface.



THE STAR.

The Starwriter F-10. In short (or more precisely, in a sleek 6" high, 30-pound unit), it gives you more of just about everything—except bulk and noise—than any other printer in its price range. It's a 40 cps letter-quality daisy-wheel with a bunch of built-in functions to simplify and speed up word processing. It plugs into almost any micro on the market, serial or parallel.



THE MASTER.

The Printmaster F-10. Does all the same good stuff as the Starwriter except, at 55 cps, the Master does it faster.



Distributed Exclusively by Leading Edge Products, Inc., 225 Turnpike Street, Canton, Massachusetts 02021.
Call: toll-free 1-800-343-6835 or in Massachusetts call collect (617) 828-3150. Telex 951-624.

CIRCLE NO. 22 ON FREE INFORMATION CARD