

Popular Electronics®

WORLD'S LARGEST SELLING ELECTRONICS MAGAZINE SEPTEMBER 1982/\$1.25

Synthesized Speech for any S100-Bus Computer
How to Read Electronic Timing Diagrams
Turn Your TV Screen into an Oscilloscope

THE ELECTRONIC WORLD—"FLYING SOLO"

Making a Pro-Quality Home Video Movie



FLORISSANT MO 63031

MR ADOLPH L BALUKA 09#X9

510076 BLU 0220098 1410 DEC82

Issue:

16" Component TV
Computer System

B&O "Beocord 9000" Cassette Deck

www.americanradiohistory.com



14024 14278

THE PROWRITER COMETH.

(And It Cometh On Like Gangbusters.)



Evolution.

It's inevitable. An eternal verity.

Just when you think you've got it knocked, and you're resting on your laurels, somebody comes along and makes a dinosaur out of you.

Witness what happened to the Centronics printer when the Epson MX-80 came along in 1981.

And now, witness what's happening to the MX-80 as the ProWriter cometh to be the foremost printer of the decade.

SPEED

MX-80: 80 cps, for 46 full lines per minute throughput.

PROWRITER: 120 cps, for 63 full lines per minute throughput.

GRAPHICS

MX-80: Block graphics standard, fine for things like bar graphs.

PROWRITER: High-resolution graphics features, fine for bar graphs, smooth curves, thin lines, intricate details, etc.

PRINTING

MX-80: Dot matrix business quality.

PROWRITER: Dot matrix correspondence quality, with incremental printing capability standard.

FEED

MX-80: Tractor feed standard; optional friction-feed kit for about \$75 extra.

PROWRITER: Both tractor and friction feed standard.

INTERFACE

MX-80: Parallel interface standard; optional serial interface for about \$75 extra.

PROWRITER: Parallel and serial interface standard.

WARRANTY

MX-80: 90 days, from Epson.

PROWRITER: One full year, from Leading Edge.

PRICE

Heh, heh.

Distributed Exclusively by Leading Edge Products, Inc., 225 Turnpike Street, Canton, Massachusetts 02021. Call: toll-free 1-800-343-6833; or in Massachusetts call collect (617) 828-8150. Telex 951-624.

LEADING EDGE™

For a free poster of "Ace" (Prowriter's pilot) doing his thing, please write us.

CIRCLE NO. 47 ON FREE INFORMATION CARD

Popular Electronics

WORLD'S LARGEST-SELLING ELECTRONICS MAGAZINE

The Electronic World

HOW TO GET A PROFESSIONAL LOOK FROM YOUR VIDEO TAPE RECORDINGS/Larry Marks 45
Create a professional-quality video movie for home VCR use.

Feature Articles

TIMING DIAGRAMS: HOW TO READ AND USE THEM/Robert Colwell 66
Interpreting timing diagrams is essential to digital circuit design.

Construction Articles

THIS IS YOUR COMPUTER SPEAKING, PART 1/Randy Carlstrom 20
Speech synthesizer for your S-100 bus computer.

TURN YOUR TV SCREEN INTO AN OSCILLOSCOPE/Larry Reagan 63
Device operates without modifications to your TV receiver.

10-LED LOGIC PROBE/Norman Parron 72
Readout indicates analog or digital voltages with 10 stepped LED's.

Equipment Reviews

B&O BEOCORD MODEL 9000 CASSETTE DECK 8

SONY PROFEEL COMPONENT TV SYSTEM 28

OSBORNE 1 PORTABLE COMPUTER 35

Columns

COMPUTER BITS/Les Solomon 40
A First Look at Zenith's Z-100.

ENTERTAINMENT ELECTRONICS/Len Feldman 82
Professional-Quality 1/2" Video Tape.

SOLID-STATE DEVELOPMENTS/Forrest M. Mims 86
New Power MOSFETs.

PROGRAMMER'S NOTEBOOK/Jim Keogh 87
Moving and Firing a Gun At Will.

COMPUTER SOURCES/L. Solomon and S. Veit 89

DX LISTENING/Glenn Hauser 94
Monitoring the Falklands Crisis.

EXPERIMENTER'S CORNER/Forrest M. Mims 98
A Single-Chip Analog Building Block.

HOBBY SCENE/Joe Desposito 102

PROJECT OF THE MONTH/Forrest M. Mims 105
Two-60 Hz Hum Filters.

Departments

EDITORIAL/Art Salsberg 4
"You Ain't Seen Nothing Yet."

LETTERS 6

NEW PRODUCTS 13

NEW LITERATURE 85

OPERATION ASSIST 112

ADVERTISER'S INDEX 119

PERSONAL ELECTRONIC NEWS 120

COVER PHOTO BY FRED BURRELL

COPYRIGHT © 1982 BY ZIFF-DAVIS PUBLISHING COMPANY. All rights reserved. Popular Electronics (ISSN 0032-4485) SEPTEMBER 1982, Volume 20, Number 9. Published monthly by Ziff-Davis Publishing Co., at One Park Ave., New York, NY 10016. Richard P. Friese, President; Selwyn Taubman, Treasurer; Bertram A. Abrams, Secretary. One year subscription rate for U.S. and Possessions, \$15.97; Canada, \$20.97; all other countries, \$23.97 (cash orders only, payable in U.S. currency). Second Class Postage Paid at New York, N.Y. 10016 and at additional mailing offices. Authorized as second class mail by the Post Office Dept., Ottawa, Canada, and for payment of postage in cash. POPULAR ELECTRONICS including ELECTRONICS WORLD, Trade Mark Registered. Indexed in the Reader's Guide to Periodical Literature. Ziff-Davis also publishes Boating, Car and Driver, Cycle, Flying, Popular Photography, Skiing, Stereo Review, Electronic Experimenter's Handbook, and Tape Recording & Buying Guide. POSTMASTER: Send address changes to POPULAR ELECTRONICS, Circulation Dept. P.O. Box 2774, Boulder, CO 80302. Please allow at least eight weeks for change of address, enclosing, if possible, an address label from a recent issue. Permissions: Material in this publication may not be reproduced in any form without permission. Requests for permission should be directed to John Babcock, Rights and Permissions, Ziff-Davis Publishing Co., One Park Ave., New York, NY 10016.

NO. 3 IN A SERIES.

GUARDING YOUR ★ MILITARY EXPERIENCE

USE YOUR SKILL.

Why let all the time and training it took to learn your skill go to waste. Put it to work—for you and for your community—in the Army National Guard.

Qualified veterans can join the Army Guard at their last active service rank. And if you've had military experience in Combat Arms—Infantry, Field or Air Defense Artillery, Armor or Engineers—or in medical or communications specialties, your skill is high priority today.

Give the Army Guard just two days a month, plus two weeks annual training (possibly some initial refresher training) and you can earn extra money and enjoy benefits that will help in securing your future.

Over 400 specialties are at work in the Army Guard, where you can go on living your own life, your own way—at home.

Bring your skill to the Army Guard and be the leader you were meant to be, trained and ready to help your community in any emergency.

Talk it over in detail with your local Army Guard recruiter or call toll-free 800-638-7600.*

*In Hawaii, 737-5255; Puerto Rico 723-4450; Virgin Islands (St. Croix), 773-6438; Maryland, 728-3388; Alaska, see local phone directory.

The Guard is
America at its best.



CIRCLE NO. 6 ON FREE INFORMATION CARD

ZX81



Introducing the Sinclair ZX81.

If you're ever going to buy a personal computer, now is the time to do it.

The Sinclair ZX81 is the most powerful, yet easy-to-use computer ever offered for anywhere near the price: only \$99.95* completely assembled.

Don't let the price fool you. The ZX81 has just about everything you could ask for in a personal computer.

A breakthrough in personal computers.

The ZX81 is a major advance over the original Sinclair ZX80 – the first personal computer to break the price barrier at \$200.

In fact, the ZX81's 8K extended BASIC offers features found only on computers costing two or three times as much.

Just look at what you get:

- Continuous display, including moving graphics

THE \$99.95 PERSONAL COMPUTER.

- Multi-dimensional string and numerical arrays
- Mathematical and scientific functions accurate to 8 decimal places
- Unique one-touch entry of key words like PRINT, RUN and LIST
- Automatic syntax error detection and easy editing
- Randomize function

useful for both games and serious applications

- 1K of memory expandable to 16K
- A comprehensive programming guide and operating manual

The ZX81 is also very convenient to use. It hooks up to any television set to produce a clear 32-column by 24-line display. It comes with a comprehensive programming guide and operating manual designed for both beginners and experienced computer users. And you can use a regular cassette recorder to store and recall programs by name.

Sinclair technology is also available in Timex/Sinclair computers under a license from Sinclair Research Ltd.

Order at no risk.**

We'll give you 10 days to try out the ZX81. If you're not completely satisfied, just return it to Sinclair Research and we'll give you a full refund.

And if you have a problem with your ZX81, send it to Sinclair Research within 90 days and we'll repair or replace it at no charge.

Introducing the ZX81 kit.

If you really want to save money, and you enjoy building electronic kits, you can order the ZX81 in kit form for the incredible price of just \$79.95.* It's the same, full-featured computer, only you put it together yourself. We'll send complete, easy-to-follow instructions on how you can assemble your ZX81 in just a few hours. All you have to supply is the soldering iron.

A leader in microelectronics.

The ZX81 represents the latest technology in microelectronics. More than 10,000 are sold every week. In fact, the ZX81 is the fastest selling personal computer in the world.

We urge you to place your order for the ZX81 today.

To order.

To order, simply call toll free. Or use the coupon below. Remember, you can try it for 10 days at no risk.** The sooner you order, the sooner you can start enjoying your own computer.


Call toll free 800-543-3000.

Ask for operator #509.
In Ohio call: 800-582-1364;
in Canada call: 513-729-4300.
Ask for operator #509. Phones open 24 hours a day, 7 days a week. Have your MasterCard or VISA ready.

These numbers are for orders only. If you just want information, please write: Sinclair Research Ltd., 2 Sinclair Plaza, Nashua, NH 03061.

* Plus shipping and handling. Price includes connectors for TV and cassette, AC adaptor, and FREE manual.

** Does not apply to ZX81 kits.



NEW SOFTWARE: Sinclair has published pre-recorded programs on cassettes for your ZX81. We're constantly coming out with new programs, so we'll send you our latest software catalog with your computer.



16K MEMORY MODULE: Like any powerful, full fledged computer, the ZX81 is expandable. Sinclair's 16K memory module plugs right onto the back of your ZX81. Cost is \$49.95, plus shipping and handling.

sinclair

To order call toll free: 800-543-3000

| Ad Code | 09PEOS | Price* | Qty. | Amount |
|-----------------------|--------|---------|------|--------|
| ZX81 | | \$99.95 | | |
| ZX81 Kit | | 79.95 | | |
| 16K Memory Module | | 49.95 | | |
| Shipping and Handling | | 4.95 | | \$4.95 |
| TOTAL | | | | |

MAIL TO: Sinclair Research Ltd.,
One Sinclair Plaza, Nashua, NH 03061.

Name _____

Address _____

City _____ State _____ Zip _____

*U.S. dollars





EDITORIAL

“You Ain’t Seen Nothing Yet”

The Al Jolson quote can be sounded by the video industry with supreme confidence. The full impact of video has not yet reached our households, even though there are some 160-million TV sets in use in about 78-million U.S. homes. According to the EIA, the typical household is reported to view more than $7\frac{1}{8}$ hours of TV programming each day. And this does not include video-game playing or using a video monitor or TV set for home computer applications.

Given the impending changes that will take place in the near future, the viewing figure cited is certain to increase substantially, while the number of TV sets and the number of households having TV will also increase. On the horizon are satellite programming and high-definition TV transmissions that will be captured by small rooftop antennas, thanks to a recent go-ahead by the FCC for DBS broadcasting. Teletext and stereo TV sound are moving along, too.

At a recent trade show, it was apparent that there will be plenty of upgraded TV

equipment introduced in a month or so. In particular, many companies have hopped on component TV systems, initiated by Sony with its Profeel (“professional feel”) line, which is reviewed in this issue. These are high-ticket color monitors that feature superb horizontal resolution (370 lines, for example), hefty audio output (7 watts per channel in the 25” NEC monitor), matching speaker systems, smoked-glass screen filters, BNC-type or 8-pin video connectors, and superb interference shielding. A VCR or separate TV tuner is needed to bring in broadcast TV channels.

Home video equipment has adopted more features ordinarily reserved for professional equipment. For example, there are home video cameras with built-in titlers, fade-in/fade-out controls, C-rings for substituting lenses, and so on.

Video games continue to proliferate, with Coleco joining the programmable games pack, and others introducing new models, some with synthesized speech and accompanying plug-in cartridges.

Our work with the author of the “Electronic World” video article appearing in this issue also underlined the creative possibilities that exist with video recording equipment. It proved that video need not be a passive encounter. To fully appreciate the results achieved through preparing this article, however, one must view (and hear) the video tape itself. The end result was a truly professional video story, rather than a series of haphazard scenes, that would favorably impress any video recordist.

As you can see, there is a lot for video enthusiasts to look forward to in the near future.

Popular Electronics

JOE MESICS

Publisher

ARTHUR P. SALSBERG

Editorial Director

LESLIE SOLOMON

Technical Director

JOHN R. RIGGS

Managing Editor

EDWARD I. BUXBAUM

Art Director

JOSEPH DESPOSITO

Technical Editor

STANLEY VEIT

Computer Editor

DAVID M. WEBER

Features Editor

ANDRE DUZANT

Technical Illustrator

CARMEN ROBLES

Production Editor

JEFF NEWMAN

Editorial Assistant

Contributing Editors:

Walter Buchsbaum,

Len Feldman, Glenn Hauser, Julian Hirsch

Jim Keogh, Forrest Mims

MARIE MAESTRI

Executive Assistant

Editorial and Executive Offices

One Park Avenue
New York, New York 10016
212 725-3500

Publisher

Joe E. Mesics
212 725-3568

New York Office

Advertising Director:
Richard Govatski 212 725-7460

Sales:

Tom Ballou 212 725-3578
Ken Lipka 212 725-3580

Midwestern Office

Suite 1400, 180 N. Michigan Ave.,
Chicago, IL 60601 312 346-2600
Ted Welch

Western Representative

3460 Wilshire Blvd.
Los Angeles, CA 90010 213 387-2100
Sales: Ted Welch

Representation in Japan

J.S. Yagi
Iwai Trading Co., Ltd.
603 Ginza Sky Heights Bldg.
18-13, Ginza 7-Chome
Tokyo, Japan 104

Ziff-Davis Publishing Company

Richard P. Friese President
Albert S. Traina President, Consumer Magazine Division


Furman Hebb Executive Vice President
Phillip T. Heffernan Senior Vice Presidents

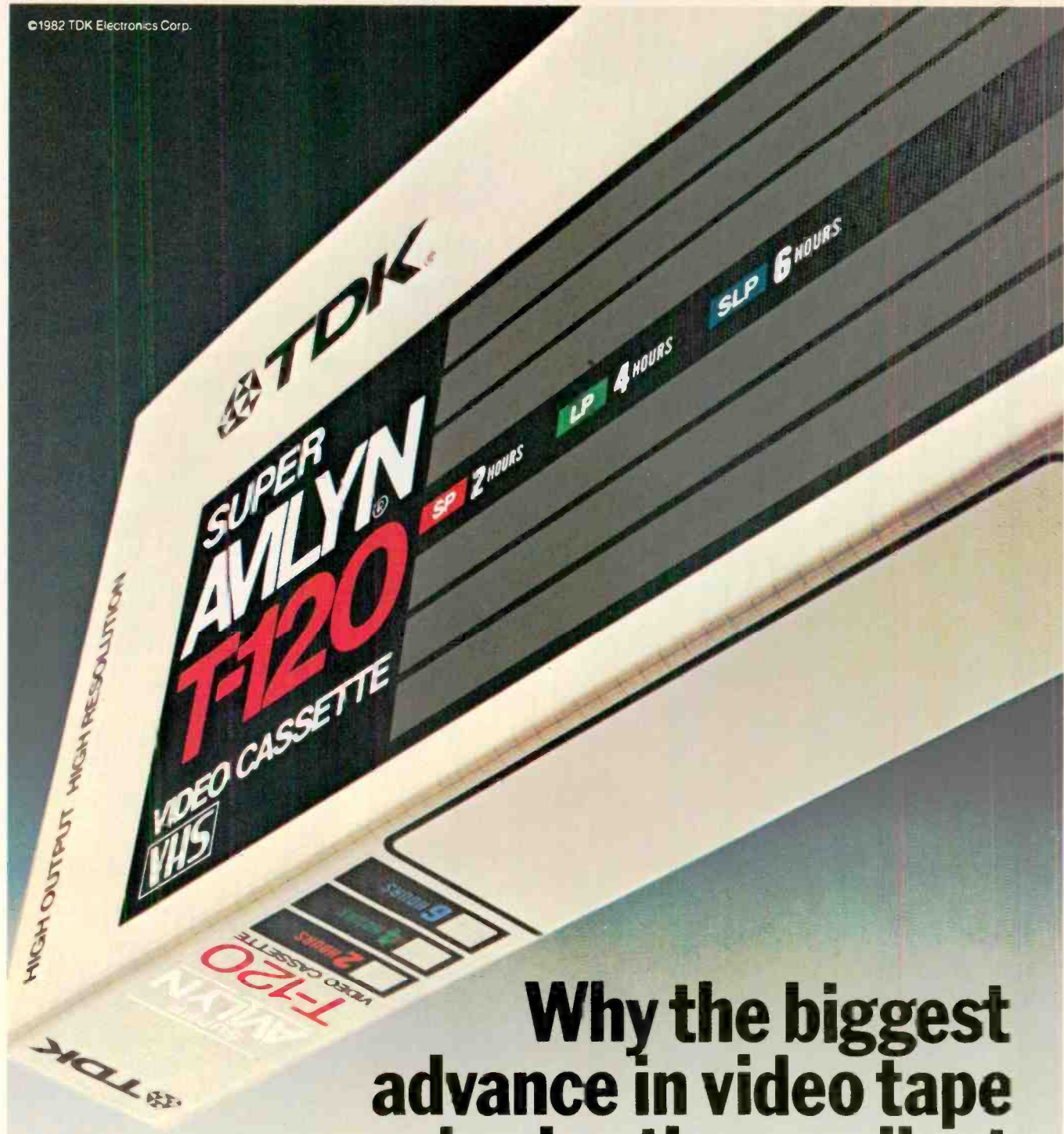
Sidney Holtz
Edward D. Muhlfield
Philip Sine
Robert Bavier Vice Presidents

Paul Chook
Baird Davis
George Morrissey
Selwyn Taubman Treasurer
Bertram A. Abrams Secretary

Editorial correspondence: POPULAR ELECTRONICS, 1 Park Ave., New York, NY 10016. Editorial contributions must be accompanied by return postage and will be handled with reasonable care; however, publisher assumes no responsibility for return or safety of manuscripts, art work, or models submitted.

The publisher has no knowledge of any proprietary rights which will be violated by the making or using of any items disclosed in this issue.





Why the biggest advance in video tape is also the smallest.

We developed TDK Super Avilyn magnetic tape particles because we knew that they would make a bigger difference in video picture quality. Super Avilyn particles were made possible by nearly 50 years of TDK's technological research and advances.

With Super Avilyn, images stay crisp and colors stay true-to-life, even in the six-hour mode. You also get better sound quality because of Super Avilyn's high signal-to-noise ratio. That's why

TDK Super Avilyn is America's favorite video tape.

We put our extraordinary tape into an extraordinary shell. TDK's cassette mechanism is built to tolerances 2½ times the industry standard, giving you greater tape-to-head contact, proper tape tension, and most importantly, longer tape life.

So why not get yourself the biggest advance in video tape: TDK Super Avilyn. You'll see why we say great pictures come in small particles.



TDK
The vision of the future.

CIRCLE NO. 41 ON FREE INFORMATION CARD

We have the cartridge you've been listening for.

LETTERS

Down with QWERTY

Yes! Down with QWERTY and up with *asonetuhid!* (See Editorial, July 1982.) This is the first exercise in the Dvorak learner's manual, the "Simplified Keyboard Supplement." With the fingers numbered starting with the little ones, it consists of left one, right one, 12, r2, 13, r3, left fore, right fore, and left and right fore again. Three of the most obvious of the Dvorak advantages are home-row concentration, left-right, left-right rhythm, and the frequency of the fastest and easiest strokes of all, the teaming up of corresponding fingers of opposite hands. The Dvorak variant that is in widest vocational use does not change the positions or shape or size of the keys, nor does it rearrange the digit row or violate the conventional pairings of characters on keys. Hence the retrainee, with the key-finding skill down pat, adds the Dvorak to his repertoire rapidly and easily.—*Philip Davis, Publisher, Quick Strokes, West Sacramento, CA.*

AM Stereo

Regarding your Editorial ("Copping Out," June 1982) bemoaning the FCC's decision not to select an AM stereo transmission method, all is not lost because Delco is doing the FCC's job. It is testing all five systems and in due course will decide which is the best. Having done this, it will then start putting that system into its car radios; whereupon—as night follows day—AM broadcasters around the country will adopt the system.—*Gerald Shirley, Mt. Vernon, NY.*

I strongly disagree with your Editorial denouncing the FCC's decision. As an AM broadcaster, I feel the marketplace decision is the best way to resolve the situation. Once AM stereo goes on the air at many stations, the technical advantages and faults of the various systems will become apparent. Not many broadcasters will sacrifice existing coverage or quality for the sake of stereo. Within 6 months after stereo broadcasting begins, a clear leader will probably emerge.—*G. Wachter, K TSA, San Antonio, TX.*

Up-to-Date Shortwave

I would like to express my continuing pleasure in finding information relating to shortwave radio in your magazine. It is of particular interest to see the guide to English-Language Broadcasts, since this is probably the most up-to-date information available.—*William P. Kramer, E. Falmouth, MA.*

Whatever your preference in cartridges, the name you'll want to hear is ADC.

That's because, as a leader in the cartridge industry, ADC insists upon the highest standards of excellence in every cartridge they make.

For those who prefer the distinct sound that a moving coil cartridge evokes, our ADC MC 1.5 turns the mystique into reality. Its renowned ADC low mass technology is reflected in flat response, freedom from phase distortion, fast transient response and excellent tracking at a stylus force of 1.5 grams.

And unlike other moving coil cartridges, the MC 1.5 can be used with or without a head amp.

Our top-of-the-line induced magnet model, the ADC Astrion, is handcrafted and hand assembled by one single artisan. It is then individually tested to assure that its performance is flawless. With its low mass elliptical stylus, laser-etched solid sapphire cantilever and unique Omni-Pivot System[®], the Astrion is truly deserving of its acclaim.


The MC 1.5 Moving Coil. The Astrion. Two uncommonly superb cartridges. With one name you should listen for.



Sound thinking has moved us even further ahead.

BSR (USA) Ltd., Blauvelt, N.Y. 10913 BSR (Canada) Ltd., Rexdale, Ontario
CIRCLE NO. 9 ON FREE INFORMATION CARD

CRUSH THE KRYON EMPIRE IN ENLIST MEGAWARS



MegaWars, a real-time pace battle between the forces of the Colonists and the Kryon Empire. Join an intergalactic shootout with up to eight starship commanders transmitting orders from the keyboard cockpits of their craft anywhere in the U.S.A.

THE ULTIMATE COMPUTER CONFLICT

Attacking, evading, scanning, communicating. That's MegaWars. Easy to learn but difficult to master. That's why CompuServe will give one free hour to every MegaWars player entering a game before December 31, 1982.

Call toll free
800-848-8990.

You'll receive the illustrated guide to CompuServe, America's most comprehensive Videotex service, plus the MegaWars Commanders Briefing.

CompuServe

5000 Arlington Centre Blvd.
Columbus, Ohio 43220
800-848-8990

CIRCLE NO. 11 ON FREE INFORMATION CARD

Audio Product of the Month

CHOSEN BY THE EDITORS OF POPULAR ELECTRONICS

B&O Beocord 9000 Cassette Deck

THE Bang & Olufsen Beocord 9000 microprocessor-controlled cassette deck offers exceptional operating flexibility and electrical performance. It features the HX Professional recording system, developed by B&O in cooperation with Dolby Laboratories, for reduced distortion and increased headroom at high frequencies. In addition, it has both Dolby B and C noise-reduction systems.

The Beocord 9000 is a top-loading machine, measuring 21" W × 12" D × 5" H and weighing 17 lb. The slightly sloping top surface is divided into brushed aluminum and black sections, with the cassette and some controls hidden behind a hinged panel during normal operation. The edge is trimmed in wood. The deck comes with a blank cassette of Maxell XL-IIIS tape (C-90), a precision azimuth calibration tape using TDK MA (metal) tape, a head-cleaning kit, and DIN cables. Suggested retail price is \$1800.

General Description. Most of the regular operating controls of the Beocord 9000 are momentary-contact push-buttons grouped on the right front top panel. Nine oblong silver-colored buttons control the usual tape transport functions and the basic operating mode (record or playback). Twelve square black buttons set timed functions, including programming features.

The indicator group is behind a tinted glass panel. It includes twin level "meters" (fluorescent light segments) and a four-digit index counter. Its bright red 1"-high numerals can display arbitrary units of tape movement or actual playing time in minutes and seconds (or even the time remaining on the cassette). The internal clock of the Beocord 9000 is always operating when it is plugged into a "live" outlet, and the time of day can be displayed by pressing the TIME SET button. Pressing STANDBY turns off the re-

recorder, and it is turned on again by pressing any of its operating control buttons. Identifying words for the special operating modes and functions appear in red behind the window when activated.

Pressing either end of a long black bar marked EJECT at one end and PROGRAMMING at the other causes a panel to swing up, revealing the cassette well (whose hinged holder also swings up when EJECT is pressed). Also behind this panel are slider controls for recording level and headphone volume and a group of eight buttons that control various timing and calibration functions. Just behind them are lights, visible through holes in the hinged cover when it is closed, that identify the type of tape used and whether the recording mode is enabled. Inside the cover are printed instructions for using the several timing, calibration, and recording functions.

Operationally, the Beocord 9000 is a



Explore the excellence of your ZX81 with a

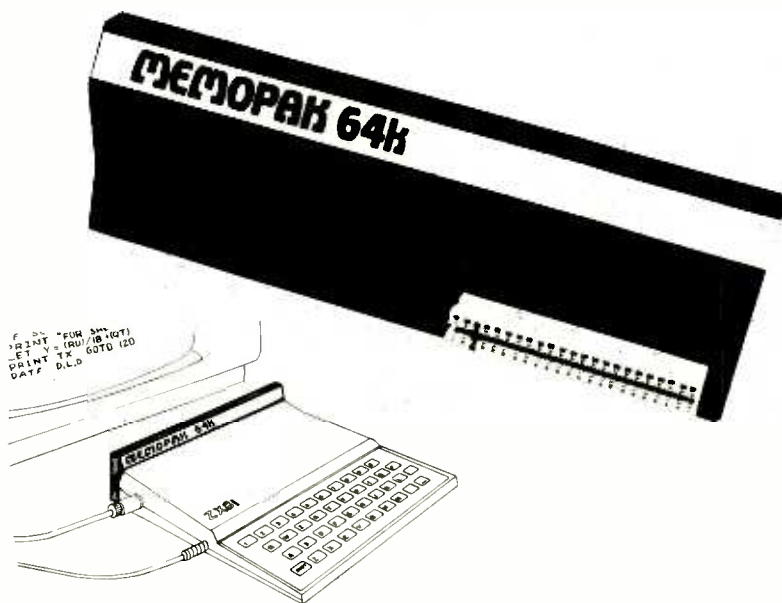
MEMOPAK

MEMOPAK

MEMOPAK

MEMOPAK

MEMOPAK



MEMOPAK 64k memory extension for **\$179.95** Give your diminishing memory more byte.

MEMOPAK 64K RAM \$179.95

The Sinclair ZX81 has revolutionized home computing. The MEMOPAK 64K RAM extends the memory of ZX81 by a further 56K to a full 64K. It is neither switched nor paged and is Directly Addressable. The unit is user transparent and accepts such basic commands as 10 DIM A (9000). It plugs directly into the back of ZX81 and does not inhibit the use of the printer or other add-on units. There is no need for an additional power supply or leads.

Description of memory

0-8K . . . Sinclair ROM

8-16K . . . This section of memory switches in or out in 4K blocks to leave space for memory mapping, holds its contents during cassette loads, allows communication between programs, and can be used to run assembly language routines.

16-32K . . . This area can be used for basic programs and assembly language routines.

32-64K . . . 32K of RAM memory for basic variables and large arrays. With the MEMOPAK 64K extension the ZX81 is transformed into a powerful computer, suitable for business, leisure and educational use, at a fraction of the cost of comparable systems.

MEMOTECH
Memory Extension Specialists

Memotech Corporation
7550 West Yale Ave., Suite 200
Denver, Colorado 80227
Ph. (303) 986-1516

MEMOPAK 16K RAM \$59.95

With the addition of MEMOPAK 16K, your ZX81 will have a full 16K of Directly Addressable RAM. It is neither switched nor paged and enables you to execute longer and more sophisticated programs and to hold an extended data base.

The 16K and 64K Memopaks come in attractive, custom-designed and engineered cases which fit snugly on to the back of the ZX81 giving a firm connection.

Free service on your MEMOPAK

Within the first six months, should anything go wrong with your MEMOPAK, return it to us and we will repair or replace it free of charge.

Try MEMOPAK with no obligation

You can use our MEMOPAK in your home without obligation. After 10 days if you are not completely satisfied, simply return it for a full refund.

Coming soon

A complete range of ZX81 plug-in peripherals:

MEMOTECH Hi-Res Graphics
MEMOTECH Digitising Tablets
RS232 Interface
Centronic Interface and
Software Drivers

All these products are designed to fit "piggy-back" fashion on to each other and use the ZX81 power supply.

Further information forthcoming.

Memotech Corp. 7550 W. Yale Ave. Suite 200 Denver, Colo. 80227

Yes! I would like to try the Memopak. I understand that if I'm not completely satisfied, I can return it in 10 days for a full refund.

| | Price † | Qty. | Amount |
|---------------------------------------|-----------------------|-----------|---------|
| <input type="checkbox"/> Check | Memopak 64k RAM | \$ 179.95 | |
| <input type="checkbox"/> Visa | Memopak 16k RAM | \$ 59.95 | |
| <input type="checkbox"/> MC | Shipping and Handling | \$ 4.95 | \$ 4.95 |
| | Total | | |

Act. No. Exp.

† U.S. Dollars

Name

Street

City State Zip

PE09

CIRCLE NO. 30 ON FREE INFORMATION CARD

"2 head" machine, which does not permit monitoring from the tape while recording (in fact, there is no line output while recording). The manual describes the head as a "double, sendust and ferrite" type, and examination of its gap area (plus the measured performance) indicates that it actually consists of separate recording and playback heads in a common housing.

Bang & Olufsen set out to create a modified HX (headroom extension) system that would represent an improvement over the original Dolby design; that is, it would affect each recording channel separately, depending on the spectral difference between their programs. The result, incorporated in their two top cassette decks (Beocord 8002 and 9000) is known as "HX Professional."

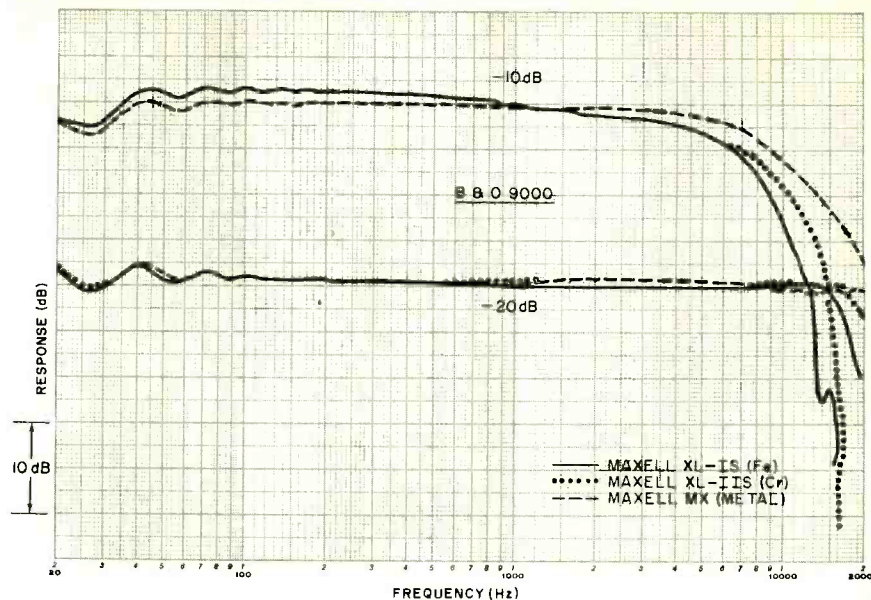
None of the operation of the HX Professional system is connected to the Dolby system. (In fact, it can be used without Dolby noise reduction.) The control signals are taken from the recording head inputs (separately for each channel). Thus, they include the effect of recording equalization at high frequency levels. Each signal, combined with the bias signal, operates a voltage-controlled amplifier to hold the total effective bias constant for all audio frequencies. Unlike Dolby HX, HX Professional does not vary the recording equalization.

The performance improvement claimed for HX Professional is an increase in high-frequency headroom with ferric tapes of 5 to 7 dB above 10 kHz. This gives a good ferric tape approximately the same headroom as metal tape—at a considerably lower price. Metal tapes are also improved by the system, but to a lesser degree.

The Beocord 9000 has an automatic calibration system that optimizes bias, equalization, and sensitivity for the particular tape being used. When a cassette is loaded and the hinged carrier is pushed down into its operating position, the playback equalization is set automatically by the keying holes on the back of the cassette housing. If the holes are not present, the TAPE TYPE button can be used to select the correct playback equalization, as indicated by red lights marked FE, CR, and METAL. For ferrichrome tapes, there is a setting of the button that lights both FE and CR.

Pressing REC CAL initiates the automatic Computer Controlled Calibration (CCC) sequence, advancing the tape to clear the leader portion and recording a series of test tones with different bias levels. The tape rewinds and plays to verify the optimum bias, and a similar sequence is followed for setting equalization and level. After about 12 to 15 seconds, the tape has rewound to the starting point, ready for use. Pressing STORE places the optimum settings in a nonvolatile (battery-maintained) memory, from which they are recalled automatically whenever that tape type is selected.

The level meters of the recorder operate from the same point in the signal path as the HX system. They monitor the equalized recording, and their virtually



Frequency responses for three different types of tape.

instantaneous response gives a valid reading of the true peak program level. As part of the CCC calibration, the meter sensitivity is also set to match the tape characteristics, so that a "0 dB" recording will result in playback distortion of 2 to 3%, regardless of the tape used. As a result, the peak program levels during recording should not exceed 0 or +1 dB.

The timing functions of the Beocord 9000 are quite complex. Not only can its internal clock turn the machine on and off, in either recording or playback, the tape motion can also be timed in minutes and seconds in either direction of tape motion, at normal or fast speeds. A TIME CAL mode even allows the actual running time of a cassette to be measured in advance of making a recording. When a cassette is loaded, pressing the GO button causes the mechanism to check the thickness of the tape at fast speed, after which the TIME CAL indication appears behind the tinted window. Following that, it is only necessary to key in a time in minutes and seconds (from the start of the cassette) and press GO to move the tape at high speed to that point on the tape and begin playing from there.

Pressing MEMO SET at any time enters that tape location in a computer memory; and when MEMO GO is pressed, the tape returns to that point at high speed and resumes playing. The RETURN key brings the tape back to the point from which the tape was started. In fast forward or rewind, the tape slows down a few seconds before the end is reached to lessen the shock of stopping.

In normal operation, the key marked ">" starts playing the tape and STOP halts it. To record, only a single button is used (after the REC OPEN button has been pressed to enable recording). The first operation of RECORD activates the recording system so that levels can be set (the word RECORD behind the tinted glass blinks on and off at this time) and a second operation places the tape in motion and leaves the word on steadily.

When STOP is pressed once, the recording stops immediately but the tape continues moving for four seconds to leave a silent interval on the tape. Pressing it twice in rapid succession stops the tape immediately.

Along the front bottom edge of the recorder there is an input jack for a mono microphone, a DIN socket for either microphone or AUX inputs, a switch to select the DIN input, and a stereo headphone jack.

Laboratory Measurements. The playback equalization of the Beocord 9000 was measured with BASF standard test tapes. The 120- μ s response was flat within ± 0.5 dB from 31.5 to 18,000 Hz, which is the best playback response we have yet measured from a cassette deck. The 70- μ s response was nearly as good: ± 1 dB over the same range.

The CCC calibration system should give the equipment nearly the same frequency response with almost any tape. Because of the difficulty of making measurements by first recording a sweeping signal and then rewinding and playing it, we limited our measurement of record/playback frequency response to three tapes: Maxell XL-IS (Fe), Maxell XL-IIS (Cr) and Maxell MX (metal)—all C-90. After calibrating for each tape with the CCC system, we measured the record/playback response at levels of 0 and -20 dB.

The response of the XL-IS tape at -20 dB was ± 1 dB from 20 to 15,000 Hz (after averaging the low-frequency "head bumps," which were relatively minor). At 0 dB the high-frequency response rolled off gradually above 1000 Hz due to tape saturation, intersecting the -20 dB curve at 12,000 Hz (a fairly typical result for ferric tapes). The XL-IIS gave a slightly more extended high-frequency response at 0 dB, with a ± 0.5 -dB variation from 20 to 16,000 Hz. Even without averaging the low-frequency irregularities, the response was an impressive

Why use their flexible discs:

BASF, Control Data, Dysan, IBM, Kybe, Maxell, Nashua, Scotch, Syncom, Verbatim or Wabash
when you could be using

MEMOREX

high quality error free discs?

| Product Description | Part # | CE quant. 100 price per disc (\$) |
|--|--------|---|
| 8" SSSD IBM Compatible (128 B/S, 26 Sectors) | 3062 | 2.09 |
| 8" SSSD Shugart Compatible, 32 Hard Sector | 3015 | 2.09 |
| 8" SSSD CPT 8000 Compatible, Soft Sector | 3045 | 2.99 |
| 8" SSDD IBM Compatible (128 B/S, 26 Sectors) | 3090 | 2.74 |
| 8" DSDD Soft Sector (Unformatted) | 3102 | 3.34 |
| 8" DSDD Soft Sector (128 B/S, 26 Sectors) | 3115 | 3.34 |
| 8" DSDD Soft Sector (256 B/S, 26 Sectors) | 3103 | 3.34 |
| 8" DSDD Soft Sector (512 B/S, 15 Sectors) | 3114 | 3.34 |
| 8" DSDD Soft Sector (1024 B/S, 8 Sectors) | 3104 | 3.34 |
| 5 1/4" SSDD Soft Sector w/Hub Ring | 3481 | 2.34 |
| 5 1/4" SSDD 10 Hard Sector w/Hub Ring | 3483 | 2.34 |
| 5 1/4" SSDD 16 Hard Sector w/Hub Ring | 3485 | 2.34 |
| 5 1/4" DSDD Soft Sector w/Hub Ring | 3491 | 3.09 |
| 5 1/4" DSDD 10 Hard Sector w/Hub Ring | 3493 | 3.09 |
| 5 1/4" DSDD 16 Hard Sector w/Hub Ring | 3495 | 3.09 |
| 5 1/4" SSDD Soft Sector w/Hub Ring (96 TPI) | 3504 | 2.99 |
| 5 1/4" DSDD Soft Sector w/Hub Ring (96 TPI) | 3501 | 3.99 |

SSSD = Single Sided Single Density; SSDD = Single Sided Double Density
DSDD = Double Sided Double Density; TPI = Tracks per inch

Memorex Flexible Discs... The Ultimate in Memory Excellence

Free Memorex Mini-Disc Offer - Save 10%

Every carton of 10 Memorex 5 1/4 inch mini-discs sold by Communications Electronics, now has a coupon good for a free Memorex mini-disc. For every case of 100 Memorex mini-discs you buy from CE, you'll get 10 free mini-discs directly from Memorex. There is no limit to the number of discs you can purchase on this special offer. This offer is good only in the U.S.A. and ends on December 31, 1982.

Quality

Memorex means quality products that you can depend on. Quality control at Memorex means starting with the best materials available and continual surveillance throughout the entire manufacturing process. The benefit of Memorex's years of experience in magnetic media production, resulting, for instance, in proprietary coating formulations. The most sophisticated testing procedures you'll find anywhere in the business.

100 Percent Error Free

Each and every Memorex Flexible Disc is certified to be 100 percent error free. Each track of each flexible disc is tested, individually, to Memorex's stringent standards of excellence. They test signal amplitude, resolution, low-pass modulation, overwrite, missing pulse error and extra pulse error. Rigid quality audits are built into every step of the manufacturing process and stringent testing result in a standard of excellence that assures you, our customer, of a quality product designed for increased reliability and consistent top performance.

Customer-Oriented Packaging

The desk-top box containing ten discs is convenient for filing and storage. Both box labels and jacket labels provide full information on compatibility, density, sectoring, and record length. Envelopes with multi-language care and handling instructions and color-coded removable labels are included. A write-protect feature is available to provide data security.

Full One Year Warranty - Your Assurance of Quality

Memorex Flexible Discs will be replaced free of charge by Memorex if they are found to be defective in materials or workmanship within one year of the date of purchase. Other than replacement, Memorex will not be responsible for any damages or losses (including consequential damages) caused by the use of Memorex Flexible Discs.

Quantity Discounts Available

Memorex Flexible Discs are packed 10 discs to a carton and 10 cartons to a case. Please order only in increments of 100 units for quantity 100 pricing. We are also willing to accommodate your smaller orders. Quantities less than 100 units are available in increments of 10 units at a 10% surcharge. Quantity discounts are also available. Order 500 or more discs at the same time and deduct 1%; 1,000 or more saves you 2%; 2,000 or more saves you 3%; 5,000 or more saves you 4%; 10,000 or more saves you 5%; 25,000 or more saves you 6%; 50,000 or more saves you 7% and 100,000 or more discs earns you an 8% discount off our super low quantity 100 price. Almost all Memorex Flexible Discs are immediately available from CE. Our warehouse facilities are equipped to help us get you the quality product you need, when you need it. If you need further assistance to find the flexible disc that's right for you, call the Memorex compatibility hotline. Dial toll-free 800-538-8080 and ask for the flexible disc hotline extension 0997. In California dial 800-672-3525 extension 0997. Outside the U.S.A. dial 408-987-0997.

Buy with Confidence

To get the fastest delivery from CE of your Memorex Flexible Discs, send or phone your order directly to our Computer Products Division. Be sure to calculate your price using the CE prices in this ad. Michigan residents please add 4% sales tax. Written purchase orders are accepted from approved government agencies and most well rated firms at a 30% surcharge for net 30 billing. All sales are subject to availability, acceptance and verification. All sales are final. Prices, terms and specifications are subject to change without notice. Out of stock items will be placed on backorder automatically unless CE is instructed differently. Minimum prepaid order \$50.00. Minimum purchase order \$200.00. International orders are invited with a \$20.00 surcharge for special handling in addition to shipping charges. All shipments are F.O.B. Ann Arbor, Michigan. No COD's please. Non-certified and foreign checks require bank clearance.

Mail orders to: Communications Electronics, Box 1002, Ann Arbor, Michigan 48106 U.S.A. Add \$6.00 per case or partial-case of 100 8-inch discs or \$6.00 per case or partial case of 100 5 1/4-inch mini-discs for U.P.S. ground shipping and handling in the continental U.S.A. If you have a Master Card or Visa card, you may call anytime and place a credit card order. Order toll-free in the U.S. Dial 800-521-4414. If you are outside the U.S. or in Michigan, dial 313-994-4444. Order your high quality, error free Memorex discs today.

Copyright © 1982 Communications Electronics™ Ad #051782
CIRCLE NO. 1 ON FREE INFORMATION CARD

Free disc offer Save 10%



Order Toll-Free!
(800) 521-4414
In Michigan (313) 994-4444



For Data Reliability—Memorex Flexible Discs

COMMUNICATIONS ELECTRONICS™

Computer Products Division

854 Phoenix □ Box 1002 □ Ann Arbor, Michigan 48106 U.S.A.
Call TOLL-FREE (800) 521-4414 or outside U.S.A. (313) 994-4444

±2.5 dB from 20 to 20,000 Hz. The 0-dB saturation was not very different from what we measured on the Fe tape, with the intersection of the curves being at 14,000 Hz.

As expected, the metal tape gave the best frequency response. At -20 dB, it was within ±1.25 dB from 20 to 20,000 Hz; and when the low-frequency bumps were averaged, it was ±1 dB over that range. The response at 0 dB was flat to about 4000 Hz, and it did not intersect the -20-dB curve all the way up to our measurement limit of 20,000 Hz.

The "tracking" of the Dolby circuits was measured by plotting the record/playback frequency response (using XL-IIS tape) at levels of -20 and -30 dB, with and without Dolby B and C. In such a measurement, it is usual for the two curves (Dolby on and off) to diverge by at least 1 or 2 dB over some part of the high-frequency range. The Beocord 9000 was essentially perfect in this test, with no significant change in response from either of the Dolby systems at any of the test levels, up to about 15,000 Hz.

The effect of the MPX filter was also measured. Up to 14,000 Hz it had no effect, but the response was down 10 dB at 17,000 Hz and considerably more than 30 dB down at 19,000 Hz.

After the deck had been calibrated for each of the tapes, its sensitivity for a 0-dB meter indication (at 1000 Hz) was 28 to 30 mV (line input) and about 0.25 mV for

the microphone input. The playback level was 1.3 V for the Cr and metal tapes and 1.6 V for Fe tape. The playback distortion at 1000 Hz was 3% from a 0-dB recording level (from -2 dB in the case of metal tape).

The S/N in playback from a 0-dB recording was nearly the same with all tapes. The unweighted readings were 53 to 54 dB. The CCIR/ARM weighted readings were 66 to 67.5 dB with Dolby B and 75 to 77 dB with Dolby C. In each case, the best result (though only by a small amount) was obtained with the XL-IIS (Cr) tape.

The "meters" responded virtually instantaneously, reading 100% of the steady-state value on 0.3-s tone bursts. The weighted peak (CCIR) flutter was ±0.05% and the weighted rms (JIS) flutter was 0.03%, using a TDK AC-342 test tape. The tape speed was 0.5% fast. A C-90 cassette was moved through its entire length in 104 seconds in fast forward and 98 seconds in rewind. The crosstalk between channels, measured at 1000 Hz with a TDK AC-352 tape, was a low -62 dB.

User Comment. Our measurements (which in every significant respect confirmed or surpassed the B&O ratings) show that the Beocord 9000 is an outstanding cassette deck. This was further confirmed when we recorded FM interstation hiss from a tuner and compared

the playback with the original. With the MX and XL-IIS tapes, the accuracy of the playback signal, even at a 0-dB level, was virtually perfect. When we used the XL-IS (Fe) tape, the reproduction was practically perfect at -20 dB, and there was only a slight dulling of the highest frequencies at 0 dB.

To the maximum extent possible, we used and verified the performance of the recorder's special operating features. Most seemed to work as expected, but we had some difficulty with the REC CAL automatic tape calibration. It did not always function predictably. Sometimes the RECORD indicator would go into a blinking condition that prevented the test recordings from being made. (The measured performance of the machine would seem to confirm that it was operating correctly for our tests, however.)

We did experience some confusion when trying to learn how to operate the deck (the instruction manual being of little help in this regard); but this is a subjective reaction to a startlingly different, new product. It is unarguable that the Beocord 9000 is a state-of-the-art cassette deck, capable of making and playing recordings of the highest quality. Its operating versatility (once mastered) is as outstanding as its performance. If the price of this machine is within one's budget, it is well worth considering for a deluxe music system.

—Julian Hirsch

CIRCLE NO. 101 ON FREE INFORMATION CARD

CONTROLS AND INDICATORS

Transport Control Buttons

- STANDBY: Shuts off recorder.
- RECORD: Begins recording (if REC OPEN is activated)
- STOP: Stops tape. From RECORD, one touch stops recording at once, tape stops in 4 seconds. Two rapid operations stop tape immediately.
- MEMO SET: Sets tape location for return by MEMO GO.
- MEMO GO: Returns tape at high speed to point where play started and goes into PLAY.
- RETURN: Returns tape at high speed to point where play started and goes into PLAY.
- < <: Rewind.
- > >: Fast forward.
- >: Play.

Timing Buttons

- 0-9: Used to key in time for clock or reference playing time for tape indexing.
- CE: Clears entry.
- GO: Initiates playing with automatic TIME CAL of tape length.

Programming Controls (under panel)

- TIMER START: For programming timed tape start.
- TIMER STOP: For programming timed tape stop.
- TIME SET: For presetting clock (or displaying time on readout).
- TAPE END: Gives countdown of remaining tape time in last 5 minutes of operation.
- REC OPEN: Must be pressed to enable recording function.
- TAPE TYPE: Manually sets tape type.
- REC CAL: Initiates automatic computer tape calibration.
- STORE: Stores result of calibration in memory.
- DOLBY:
 - NR OFF—No noise reduction.
 - NR B—Dolby B noise reduction.
 - NR C—Dolby C noise reduction.

Slider Controls

- PHONES: Controls headphone volume.
- REC(L,R): Sets recording levels.

Buttons

- PROGRAMMING: Opens door.
- EJECT: Opens door and raises cassette carrier.

Status Lights

- REC OPEN: Red light shows recording status is enabled.
- FE, CR, METAL: Green lights indicate tape type. FE and CR are both lit for FeCr tape.
- NO STORE: Red light shows tape calibration has not been stored, being too far from allowable range for selected tape.

Recessed Under Front Edge

- MIC: Jack for mono microphone.
- AUX/MIC: DIN socket.
- Switch: Selects input via DIN.
- PHONES: Jack for stereo headphones.

Indicators

- REC CAL: Shows that tape has been calibrated. (Blinks during calibration.)
- RECORD: Indicates recording mode (blinks during "ready").
- TAPE END: Shows end of tape has been reached.
- TIME CAL: Shows tape has been calibrated in real time. Blinks during calibration.
- Index Display: Four 1" red fluorescent digits. Displays tape indexing in arbitrary units or in real time (minutes and seconds), or alternating between the two. Shows actual time when TIME SET is pressed. Has symbols to show tape direction and speed, and whenever an illegal command has been entered.
- Level Meters: Two 8-segment fluorescent line displays from -20 to +5 dB (green up to 0 dB, red above 0).

Rear of Recorder

- AMPLIFIER: DIN socket for line input and outputs.

Underneath Recorder

- MPX FILTER: Two-position toggle switch.
- LEVEL (LINE/DIN): Two-position toggle switch to set input sensitivity for line or DIN signals.
- OUTPUT LEVEL: Screwdriver adjustments of playback level, separate for L and R channels.

NEW PRODUCTS

Additional information on new products covered in this section is available from the manufacturers. Either circle the item's code number on the Free Information Card or write to the manufacturer at the address given.

Canon Portable VCR



Canon, Inc. has introduced its first video cassette recorder, the VR-10A. The unit, in the VHS format, is designed to be used in conjunction with the 105-channel Canon VT-10A tuner timer (as well as with a video camera). Power for the recorder is supplied from a 12-V lead-acid rechargeable battery pack that fits into the base of the chassis. There is also a choice of accessory charger/ac converters. (Power for the tuner/timer is ac only.) The recorder can play for eight hours in the EP mode, and features soft-touch controls that permit ten times normal speed in forward and reverse, still-frame viewing, noiseless slow motion, frame-by-frame advance, and a dew warning light. The machine can also be operated by remote control from as far as four meters away. Another recorder feature allows the user to insert a new image while retaining existing sound or change sound while keeping the original image. It has an LCD tape counter and a battery condition check. Dimensions are 9.4" x 3.7" x 9.6"; weight is 8.4 lb. \$860.

CIRCLE NO. 89 ON FREE INFORMATION CARD

Commodore MAX



The Commodore MAX Machine is a three-in-one home computer/game console/music synthesizer that is reported to produce color graphics previously available only with a sophisticated character generator. Its 40 col-

umn x 25 line screen and 16-color capability are interfaced to the new 6510 microprocessor (programmed in BASIC) to permit users to create their own games and store them on cassette tape, as well as to play pre-recorded game software. The MAX can also handle word strings and math functions. Sound effects are produced by three independent "voices," each with a nine-octave range, containing a programmable ADSR (attack, decay, sustain, release) generator and a programmable filter with variable resonance. \$180.

CIRCLE NO. 91 ON FREE INFORMATION CARD


Auto-Reverse Cassette Deck



Technic's Model RS-M258R features an infrared sensor auto-reverse mechanism that functions in both playback and record modes. To eliminate gaps in the recorded material, the tape is reversed as soon as the sensor detects the leader tape. The RS-M258R has soft-touch operation and a two-color fluorescent meter with 18 segments and peak hold. The deck also provides music select; automatic tape selection for normal, CrO₂, and metal types; Dolby NR; and output and input level controls. Using a servo motor, wow and flutter is rated at 0.05%. \$400.

CIRCLE NO. 92 ON FREE INFORMATION CARD

Computer Wiring Board



Vector Electronic's Model 4613 prototyping and expansion board for the IBM Personal Computer has an overall pattern of drilled, plated-through holes on an 0.1" grid. Three-hole solder pads are interspersed between heavy power and ground buses for solder-wire interconnections. It is said to hold up to 48 14-pin DIPs, 41 16-pin DIPs or a mixture of devices with various pin spacing. In addition to the DIP-mounting surface, the boards include a 3.5" square with individual padded, plated-through holes for mounting discrete components or hardware. Devices may also be mounted by tack-soldering. Fabricated of 0.062" FR4 green epoxy-glass material, the component-mounting circuits have two-ounce copper with reflowed solder plating. The 31/62-terminal IBM-bus card-

edge connectors have gold-flashed nickel plating said to give low resistance and durability. The board measures 4.2" x 13.3" and comes with layout planning sheets, instructions, a card guide, and a universal I/O connector mounting bracket. \$59.

CIRCLE NO. 93 ON FREE INFORMATION CARD

Heathkit DMM



The top-of-the-line IM-2264 multimeter from Heath measures voltage from 200 mV to 1000 V dc or 750 V ac; current from 200 μ A to 10 A; resistance from 200 ohms to 20 megohms; and both forward and reverse diode conduction. Features include a flashing LED to alert the operator of excessive ac input, a switch-enabled alarm for quick testing of voltage and continuity without having to view the display, and an auxiliary auto-polarity analog meter adjustable from zero to full-scale. Current ranges are protected by diode and fuse circuit, and a resettable rear-panel circuit breaker provides protection on current measurements from 200 μ A to 2000 mA, eliminating fuse replacements for moderate overloads. Resistance ranges are electronically protected to 300 V (peak), and isolated circuitry is said to permit floating measurements up to 500 V (peak) from earth grounds. The IM-2264 operates on six carbon-zinc, alkaline, or NiCd batteries (not included) or on an ac line with the optional Heathkit PS-2404 Battery Eliminator. The unit has a battery test circuit, a LO-BAT indicator, and a recharge circuit for the NiCd batteries. \$240.

CIRCLE NO. 94 ON FREE INFORMATION CARD

Video Projection Monitor



The Kloss Novabeam Model II is a portable video projector that is reported to produce a TV picture on a flat white wall—eliminating the need for a projection screen. According to Kloss, the user needs only to position the unit four feet from a wall and turn off most of the room lights (or draw the shades for

daytime viewing) to see a bright (200 lumens over 12 sq ft) five-foot diagonal color picture. Portability is said to have been achieved by enclosing the three Novatron projection tubes in a pop-up cabinet and omitting a TV tuner. A wired remote control permits the adjustment of contrast, brightness, color, tint, sharpness, and video source switching, as well as channel selection (from a VCR or component TV tuner), on/off, and volume. All audio/video feeds are connected via the remote control panel. Dimensions are 21¹/₂" H x 24¹/₂" W x 12" D; weight is 60 lb. \$2200.

CIRCLE NO. 95 ON FREE INFORMATION CARD

Phone Call Interceptor



The Fox-Fone, from Fox, Inc., is said to permit one to choose what incoming phone calls will be accepted. The owner selects his own

three-digit code and communicates that number to important callers. When a call is received, the Fox-Fone automatically answers. The caller hears a computer-generated voice asking him to enter the code by touchtone dialing (it will not work with a rotary dial). The Fox-Fone then produces a distinctive ring to indicate that a call has been received and cleared. A wrong code (or no code) will cause a call to be disconnected. To install the unit, two modular plugs (supplied) are required: one for the telephone wall socket, the other for the telephone. \$130.

CIRCLE NO. 88 ON FREE INFORMATION CARD

Foreign Voltage Adapters

Ac line voltages and plug configurations vary from country to country. The Parks Products' Foreign Voltage Converter travel kit is designed to help one cope with these variations. It consists of five different adapter plugs that are reported to permit entry into every type of wall outlet used worldwide, including the new British 3-blade and the Australia/China slanted 2-blade. The converters will operate low-wattage appliances such as shavers, and high-wattage items such as hair dryers. Power range is from 1 to 1600 W. An automatic reset circuit breaker protects against overload. \$35. Address: Parks Products, 3611 Cahuenga, Hollywood, CA 90068.

Wireless Stereo Headphones




Cybernet has announced availability of its new TM-301 Freedom stereo wireless headphones. The heart of the system is a compact stereo transmitter that connects to an audio amplifier or receiver. The headphones receive the signals via a closed-loop antenna reported to be able to transmit through walls and even from one floor to another. A talk button and built-in microphone on the transmitter permits someone to reach you while you have the headphones on; and a modulation control is said to optimize sound performance. \$160.

CIRCLE NO. 96 ON FREE INFORMATION CARD

Video Interface

The Hewlett-Packard HP 82163A Video Interface adds video capability to HP-IL (In-



CIRCLE NO. 19 ON FREE INFORMATION CARD

We're going to make a lot of fussy people very happy.
Epson.

A lot of nitpickers have tried to find a fault on the new Epson MX Series printers. And failed.

First they looked at our print quality — which is excellent — and our character fonts, which is 66 different type styles, including italics, a handy subscript and superscript, international character symbols, and one-pass underscore.

Then they checked out our GRAFTRAX-PLUS graphics, which gives them ultra-high resolution, bit image graphics, and the other MX Series features, like programmable form length, horizontal tab and right margin; true backspace; and a bidirectional, logic seeking, disposable print head.

They looked at the choice, which includes the MX-80, the MX-80 F/T with both friction and tractor paper feed, and the 136-column MX-100. And the reliability rate, which is over 98%.

Finally, they looked at the price. And they smiled.

The Epson MX Series. You might say it was made for fussy people.

By fussy people.

EPSON
EPSON AMERICA, INC.

3415 Kashiwa St. • Torrance, CA 90505 • (213) 539-9140


terface Loop) systems by displaying any combination of 96 characters and symbols in a 32-column by 16-line format. The unit, which plugs into a television or monitor, is



designed to operate in conjunction with the HP-41 hand-held computer. According to Hewlett-Packard, developing and debugging HP-41 programs is thus made easier, and program review sessions can be virtually paper-free. With the HP-41 computer set in "trace-with-stack-option," the interface will display all four operational-stack registers simultaneously, allowing review of the stack after execution of each program step. Other features include full cursor control and inverse-video display. The unit also permits a group of people in a classroom setting to more easily observe the video simulation of the HP-41 display. \$295.

CIRCLE NO. 97 ON FREE INFORMATION CARD


Linear-tracking Turntable



Sherwood has announced availability of its ST-905 phono turntable. It incorporates a tangential tracking tonearm and quartz-locked direct drive. Operation is automatic, with all controls on the front panel: pitch control, automatic replay, and a window for viewing the lighted strobe. The tonearm accepts plug-in LT-style cartridges. Wow and flutter are rated at 0.04%; S/N at 80 dB; and tracking error is 0.05%. \$280.

CIRCLE NO. 98 ON FREE INFORMATION CARD

Earth Station Receiver



The Channel Master Model 6128 is a 24-channel synthesized earth station receiver. Channels are selected using Up/Down pushbuttons, and the selection is shown on a front-panel LED display. Fine tuning is accomplished with a center-tune meter. Audio

channels (6.8 and 6.2 MHz) are selected with two Priority Audio Buttons, and additional audio channels can be tuned in manually. A Signal Strength meter shows the relative strength of the received signals. Depressing the Channel Scan allows the receiver to go through the complete horizontal channel range in about one second, ensuring, it is claimed, accurate aiming of the antenna. Additional features include Automatic Polarity Switching, permitting one-button selection of a given channel without further polarity adjustments. A remote control, with channel Up/Down and fine tuning, is available as an option. \$1195.

CIRCLE NO. 99 ON FREE INFORMATION CARD

Ten-Band Equalizer

The Model DC2214 from Soundcraftsmen is a ten-band graphic equalizer that uses a "Differential/Comparator" circuit to provide "True Unity Gain" adjustments. According to the manufacturer, input-to-output matching is within 0.1 dB of the optimum signal voltage for any EQ curve desired. Distortion from the DC2214 is claimed to be virtually unmeasurable. The unit comes with a 19" rack-mount front panel and Soundcraftsmen's Frequency Spectrum Analyzer Test Record. \$299.

CIRCLE NO. 100 ON FREE INFORMATION CARD

AUDIO CRITICS RAVE ABOUT THE V15 TYPE V:



"Our tests show that the Shure V15 Type V not only lives up to the claims made for it, but in virtually every respect OUTPERFORMS the best cartridges we have previously tested.... It is hard to imagine how the V15 Type V could be improved significantly. It offers the MOST PERFORMANCE in the most areas, plus the most convenience and safety in installation and operation." — **Julian Hirsch, Stereo Review, June, 1982**

"... (The V15 Type V) is definitely the FINEST pickup Shure has ever made, which makes it one of the finest ever made, period." — **High Fidelity, July, 1982**
 "... In a world of audiophile discs with demanding tracking requirements, the Shure V15 Type V KEEPS AHEAD of the times." — **Rich Warren, Chicago Sun-Times, June 4, 1982**
 "(The V15 Type V) REDEFINES its maker as a pioneer in cartridge

design not only from the beginnings of micro-groove technology but well into the future of the LP disc." — **FM Guide (Canada), June, 1982**

"... It may be safe to say that this cartridge's excellent tracking ability is NUMBER ONE in the world. Provides exquisite and elaborate sound." — **Swing Journal (Japan), May, 1982**

Find out why the critics are so excited: Send for free fact-filled brochure AL694A.

SHURE®

Call for the name of the dealer nearest you
800-323-6556. Ask for Dept. R15.
 In Illinois: 800-942-6345. Ask for Dept. R15.




Shure Brothers Inc., 222 Hartrey Avenue, Evanston, IL 60204

CIRCLE NO. 38 ON FREE INFORMATION CARD

New from NRI...

Industrial Electronics with color computer.

**Get a head start in the emerging technologies
with practical training in control systems,
instrumentation, robotics, optoelectronics, and lasers.
Exclusive computer-aided instruction!**



ere's the training that gets you into the heart of American industry's rebirth. Over \$5 billion a year will be spent in automation alone...\$2.3 billion in computerized control systems...\$600 million in industrial robots and robotics is only just getting underway! To help meet the soaring demand for people to operate, maintain, repair, and design these control systems, NRI has created the only complete training in Industrial Electronics for Instrumentation and Control Technicians.

Learn on Your Own Computer

NRI training is more than lessons...it's experiences. You learn by doing, using the TRS-80™ color computer to learn about control systems, programming, and troubleshooting. It comes with special computer-aided instruction programs to speed learning, is expandable for business and personal computing, and is yours to keep. And that's just the beginning.

NRI's exclusive Discovery Lab® is designed to interface with your computer and special breadboarding card so you build demonstration circuitry, "see" inside your computer, and follow its operation. You also get profes-



Your training includes the TRS-80 color computer, the NRI Discovery Lab, interfacing breadboard, digital multimeter, frequency counter, computer-assisted training programs, audio instruction tape, and 46 profusely illustrated lessons.

sional quality instruments, including your own digital multimeter and CMOS frequency counter. You'll use them during your hands-on training, keep them to use in your work.

No Experience Needed

Your NRI training is thorough and complete. Starts you with the fundamentals, builds step-by-step up to the most advanced concepts. You learn about automatic control and feedback systems, control motors, numerical control systems, lasers and optoelectronics, robotics, microprocessors, instrumentation, computer peripherals, and much more. NRI keeps you up with technology to

make the most of the big demand for control and instrumentation technicians.

Send for Free Catalog

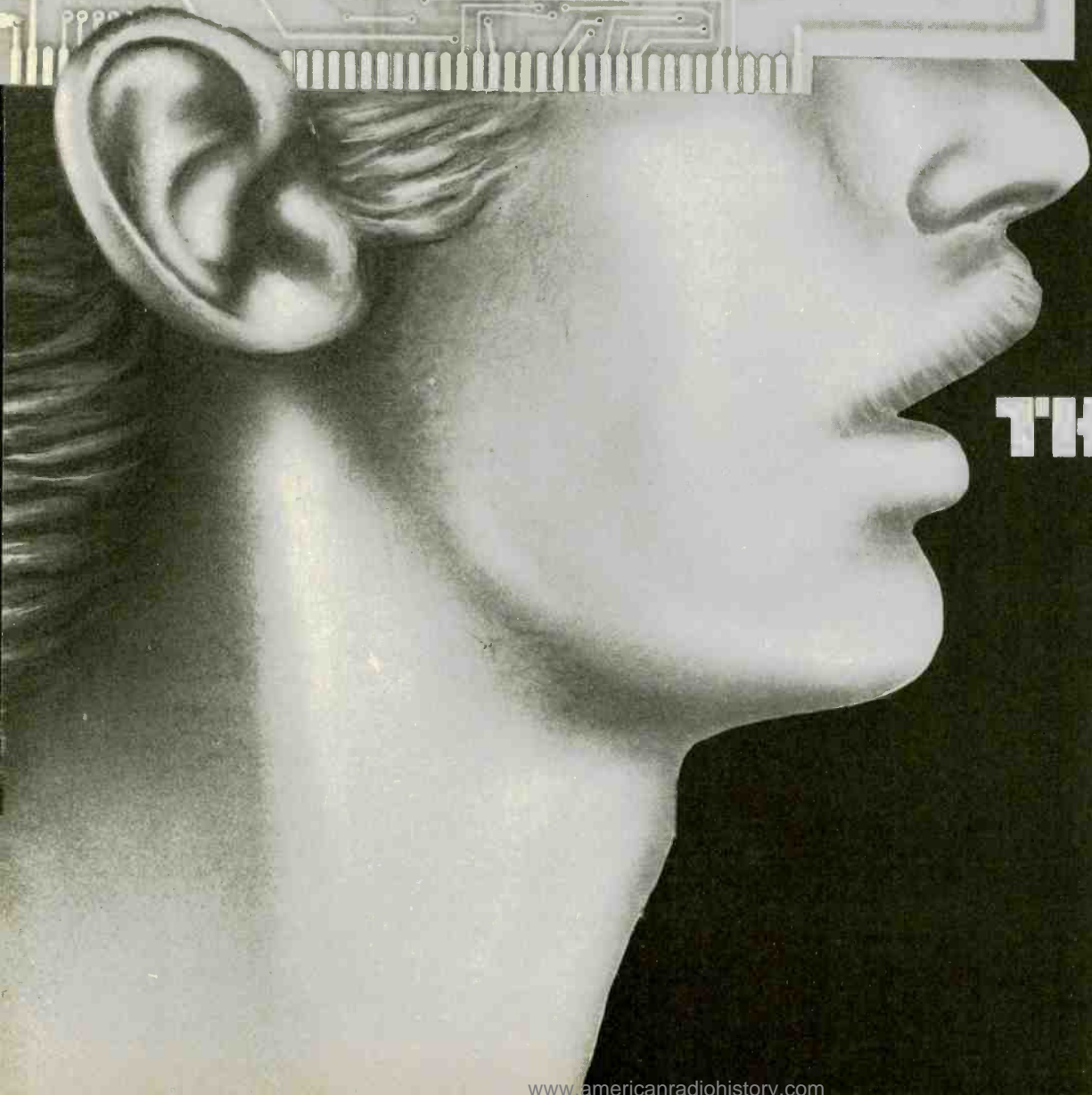

Send the postage-paid card for NRI's big electronic careers catalog. There's no cost or obligation, and no salesman will call. In it, you'll find complete lesson plans, equipment descriptions, and career opportunities in this exciting field. You'll also get information on almost a dozen other electronic courses including Microcomputers, Electronic Design, TV/Audio/Video Servicing, Digital Electronics, and more. Act today and get on with your future. If card has been used, write to us.



NRI Schools
McGraw-Hill Continuing
Education Center
3939 Wisconsin Ave.
Washington, D.C. 20016

We'll give you tomorrow.

(TRS-80 is a trademark of the Radio Shack division of Tandy Corp.)



THIS IS

PART I

POPULAR ELECTRONICS

BY RANDY CARLSTROM

**Talk is now cheap—
Here's a speech synthesizer you can build
for use with an S-100 bus computer**

"GOOD morning. It is 10:15, Friday, September fifteenth. You have a doctor's appointment at 2:30 this afternoon."

No, this needn't be your secretary reminding you of your day's schedule. It could be coming from a disembodied voice! Moreover, the physical make-up of this voice might consist of only a very small piece of silicon and some fine wires. As such, it is part of a rapidly growing family of devices that are revolutionizing computer output techniques called speech (or voice) synthesizers.

Electronic Analog. To successfully design a voice synthesizer, the techniques by which the human vocal system produces the basic unit sounds of speech (called *phonemes*) must be considered. For instance, how is the production of the sound *er* different than the production of the sound *oo*? An analysis of this kind would require a

put signal as a function of time. With this instrument, measurements can be made of the various parameters of any speech utterance. Utilizing data obtained from such measurements, electronic filter networks can be designed to model the human vocal tract. An algorithm for controlling the filters in such a way as to produce artificial speech can also be developed using these measurements.

An electronic analog of the human vocal system is shown in Fig. 1. The dashed lines represent parameter control lines, which allow the various parameters of the model (voicing amplitude and frequency, filter network frequency response, etc.) to be externally controlled. These may be control bits from a digital computer, corresponding to signals from the brain. Through proper sequencing of the filter parameters and excitation sources, an electronic model can generate quite intelligible synthetic speech. The overwhelming,

vocabulary for a minimum in support hardware and software.

Until very recently, the cost of phoneme synthesizers has been prohibitive. However, a recent development in speech synthesis technology has brought the price and amount of required support hardware down substantially. This significant achievement was made by the Votrax company with the introduction of the first *single-chip* phoneme synthesizer. Called the *SC-01*, this device is capable of generating 64 different phonemes, accessed by a 6-bit code.

An on-chip parametric control generator enables the device to *automatically* generate each phoneme necessary for any given word; its internal parameters never need to be updated by the user. This translates into an input data rate of only 70 bits (less than 9 bytes) per second for continuous speech output. A dynamic articulation controller (also on chip) provides smooth transi-

YOUR COMPUTER SPEAKING

comprehensive knowledge of such speech characteristics as *format frequencies*, *diphthongs*, and so on, which is beyond the scope of this article and better left for the speech scientists.

For our purposes it is sufficient to know that a phoneme is composed of many different frequencies (as determined by the dynamic frequency response of the vocal tract), and it is the relationship of these frequencies to each other and their relative amplitudes that determine the type of sound that will be heard.

An important instrument used in the analysis of speech is the voiceprint machine (or "Sonagraph"). This is a special type of spectrum analyzer that displays both frequency and the relative amplitude of each frequency of the in-

and almost formidable, task of controlling these parameters, however, is where the similarities of speech synthesizers end.

Phoneme Synthesizer. One approach to electronic speech synthesis is the *phoneme synthesizer*. This type of synthesizer is capable of generating a number of different phonemes which, when combined in the appropriate sequences, can synthesize any word. The phoneme-generation control circuits incorporated into such a synthesizer make it possible to generate continuous speech without the complex methods associated with synthesizers commonly used before. The phoneme synthesizer is ideally suited for the experimenter, because it allows a virtually *unlimited*

tions from one phoneme to the next as speech is synthesized from each of the 64 possible phonemes, which is essential to the production of intelligible speech. The speech synthesizer described here uses this SC-01 chip.

Circuit Operation. In the synthesizer interface circuit shown in Fig. 2, *IC1*, *IC2*, and *IC3* decode selected S-100 bus address and control lines to generate four input and four output port control signals. In this application, only ports *n1* and *n2* are used, with the remaining I/O ports for future use.

The value of *n*, a hexadecimal number representing the upper four bits of the decoded port address, is selected via switches *S1* through *S4*. When all four switches are closed (associated pins

speech synthesizer

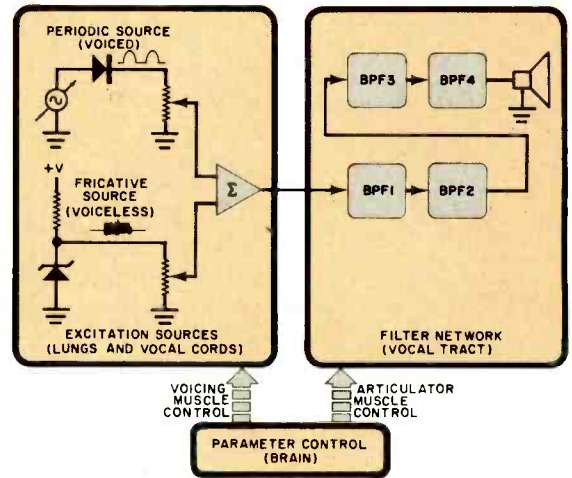
grounded), $n=0$; with $S4$ open and $S1$ through $S3$ closed, $n=1$; etc. The vocabulary software to be described later requires that $n=3$ ($S1$ and $S2$ closed, $S3$ and $S4$ open).

Also shown in Fig. 2 are the two power supplies required. $IC4$ delivers +5 volts regulated to the board, while $IC5$ delivers +12 volts regulated.

The phoneme synthesizer is $IC7$ of Fig. 3. The data bus is buffered by elements of $IC6$, while pull-up resistors $R2$ through $R7$ insure that the minimum input-high requirement of $IC7$ is met. The inflection (pitch) data from the CPU is latched by $IC8$, with elements of $IC9$, in conjunction with $R10$ and $R11$, providing the level-shift buffering required by the MOS inputs of $IC7$. The timing signal to $IC7$ and $IC8$ is provided by $IC9F$ reacting to an OUT $n0$ instruction from $IC3$ pin 15 (Fig. 2). The rising edge of this signal latches the contents of the data bus (which contains the phoneme access code and inflection information) into $IC7$ and $IC8$.

Each time $IC7$ (the phoneme synthesizer) completes the production of a phoneme, and is ready to accept new data, it requests an interrupt of the CPU via $IC11A$ which gates the interrupt request only when the synthesizer is enabled ($IC10$, pin 19 of Fig. 4 is high). The output of $IC11A$ (pin 3) can be connected to the desired vector-in-

Fig. 1. Block diagram representing the electronic analog of the human speech mechanism with analogous parts marked.



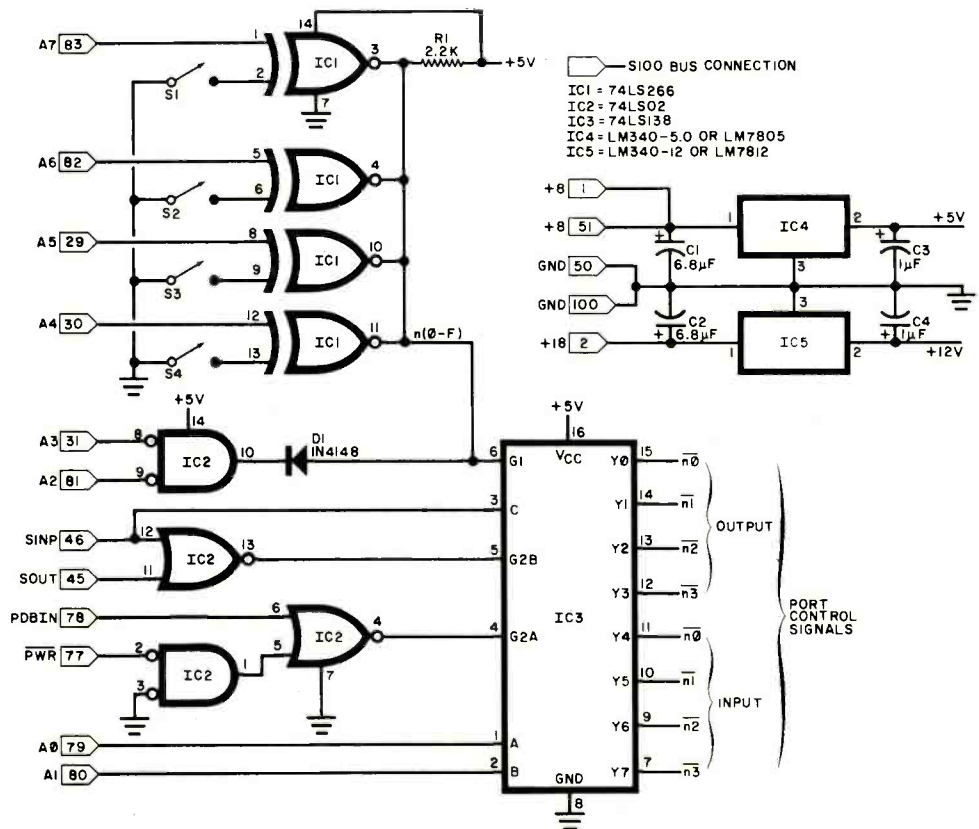
terrupt ($V10$ through $V17$) of the system. If your particular system does not have vector-interrupt capability, the output of $IC11A$ can be connected to the system \overline{PINT} line of the S-100 bus. Interrupt requests from this line will be acknowledged by a restart at memory location 0038H ($RST7$), in the same manner as a $V10$ vectored interrupt. This is because the data bus is floating high during the Interrupt Acknowledge period.

When the synthesizer is not being used, the synthesizer enable bit at $IC10$, pin 19 (Fig. 4) should be cleared to prevent $IC7$ from interrupting the CPU,

should the interrupt system be enabled. This can be done by outputting 0xxxxxx (x means don't care) to port $n1$. The synthesizer's interrupt circuit is automatically disabled at power-up via the \overline{POC} signal.

Parameter control latch $IC10$ is updated via pin 11 whenever the CPU executes an OUT $n1$ instruction. This signal is decoded at $IC3$ pin 14, and passed through $IC9E$ to $IC10$. The eight outputs of $IC10$ ($Q1$ through $Q8$) form the "control" word for the synthesizer output volume via $Q6$ and $Q7$, the master clock frequency via $Q1$ to $Q5$, and the interrupt control circuit

Fig. 2. This circuit decodes the selected S-100 bus lines.



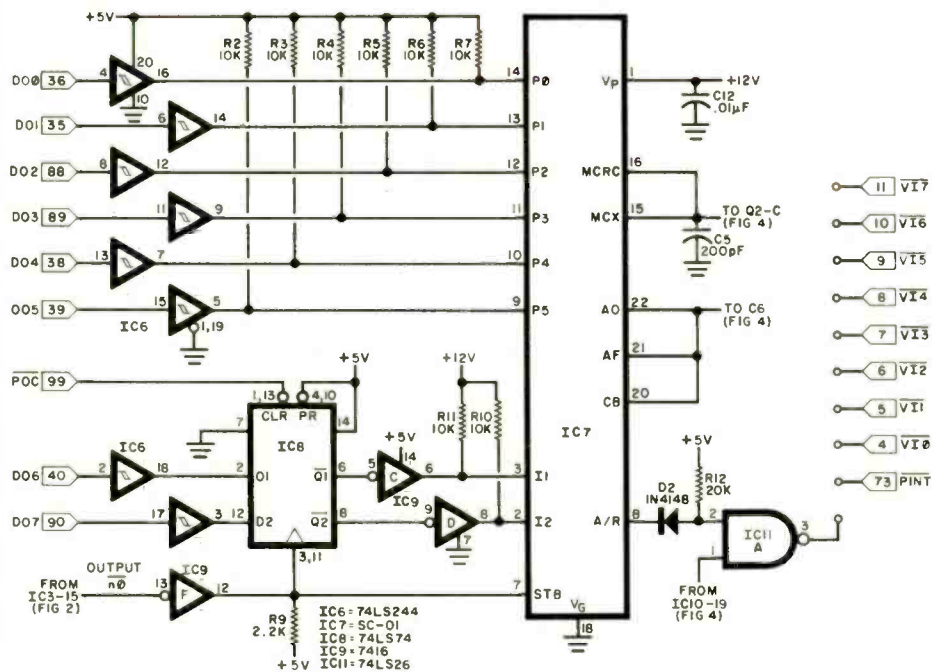


Fig. 3. The phoneme synthesizer is IC7. Pitch data from the CPU is latched by IC8.

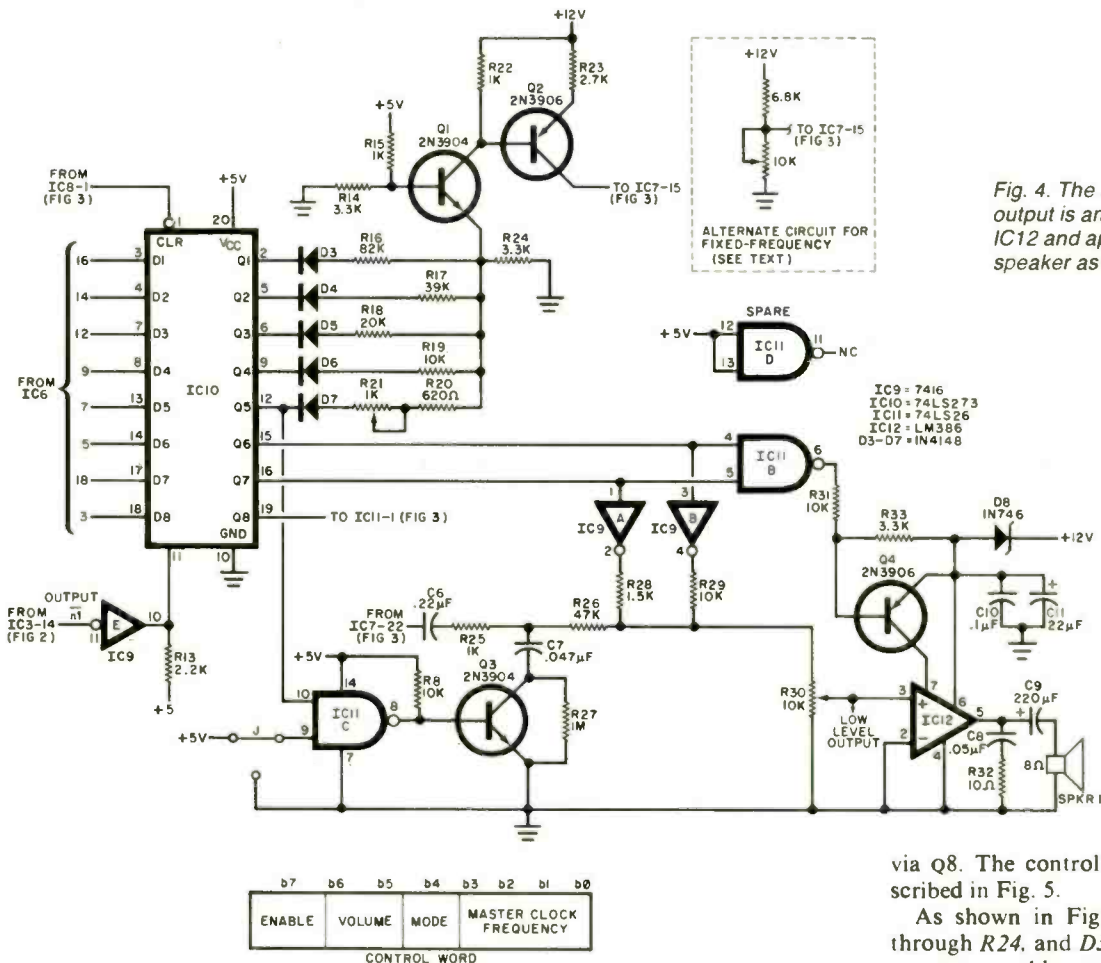


Fig. 4. The synthesizer output is applied in IC12 and applied to the speaker as shown here.

Fig. 5. The control word, is made up of the following bits:

Bit 7: Enables/disables interrupt request from synthesizer. 0 = disable; 1 = enable.

Bit 6,5: Set synthesizer output power (XAn). 00 = full power; 01 = medium power;

10 = low power; 11 = no power.

Bit 4: Determines mode of synthesizer (XE, XS). 0 = speech; 1 = sound effects.


Bits 3-0: Set synthesizer master clock frequency (XFn). 0000 = highest frequency setting . . . 1111 = lowest frequency setting.

via Q8. The control word is fully described in Fig. 5.

As shown in Fig. 4, Q1, Q2, R14 through R24, and D3 through D7 form a programmable current source whose output is coupled to timing capacitor C5 (Fig. 4). In conjunction with IC7 pin 16, this determines the clock frequency at pin 15. Varying the amount of current varies the frequency which, in

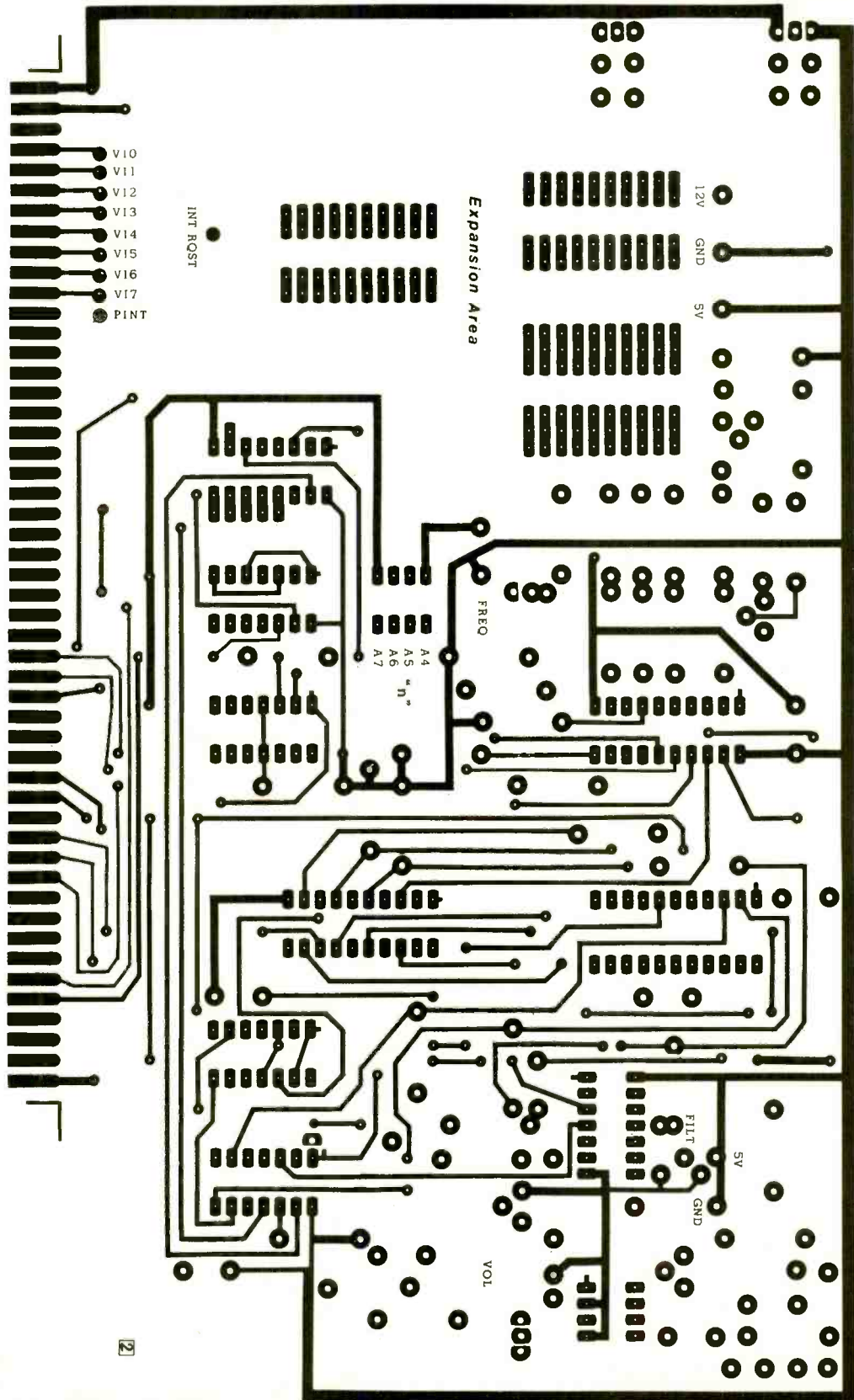
(Text continues on page 26)

Fig. 6. Foil patterns for the two-sided pc board are shown here and on the opposite page.



Speech
Synthesizer

1981



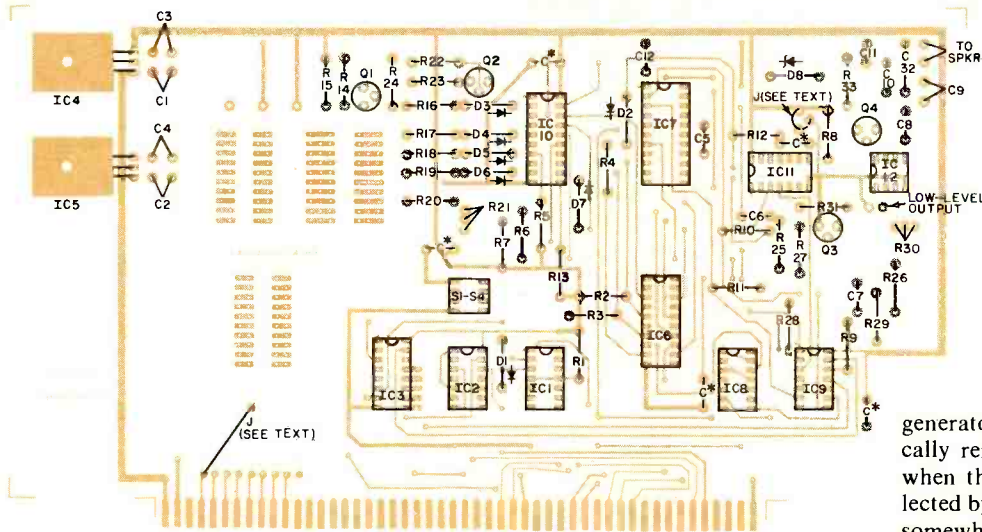


Fig. 7. Use this layout to install the components on the top of the board.

turn, varies the voice and sound effects quality of the synthesizer. If this feature is not required, as in a stand-alone speech synthesizer, the circuit shown in the dashed box in Fig. 4 can be substituted for the programmable current source.

The audio amplifier is formed by IC12 and its associated components. Transistor Q4 shuts down the amplifier when IC11B decodes that command

from IC10. Elements IC9A and IC9B, in conjunction with R26, R28, and R29 form a programmable audio attenuator, controlled by signals from IC10.

A programmable single-pole, 3.4-kHz low-pass filter formed by R25, C7, Q3 is controlled by IC11C and can be switched on during normal speech operation to reduce any high-frequency switching components that may be present in the signal from phoneme

generator IC7. This filter is automatically removed from the circuit by Q3 when the "sound effects" mode is selected by the user program. This action somewhat improves the sound effects quality. If it is desired to leave this filter permanently turned on, IC11C pin 9 should be tied to ground instead of +5 volts via the jumper.

Construction. The circuit can be constructed on a conventional S-100 prototyping board, or a double-sided pc board can be fabricated using the foil patterns shown in Fig. 6. The component installation is shown in Fig. 7, which may also be used with a prototyping board. Keep in mind that IC7 is a static-sensitive device and should be handled accordingly. Sockets should be used for all ICs and DIP packages can be used for switches S1 through S4. Install decoupling capacitors as denoted by C* on Fig. 7 and listed under miscellaneous in the Parts List.

Prior to installing the ICs, and with the two voltage regulators wired in, install the board in an S-100 bus and check for the presence of +5 and +12 volts at the proper pins of each IC and the transistors. Once the board has been checked for correct voltages and all passive components are correctly installed, install the ICs within their sockets.

To test the board, output xxx01000 to port n1 (selected by S1-S4) and connect a frequency counter to IC7 pin 15. Then adjust R21 for a clock frequency of 720 kHz. If the boxed circuit of Fig. 4 is used, adjust the 10-kilohm potentiometer for 720 kHz at pin 15 of IC7. There is no hard and fast rule that the clock frequency must be 720 kHz—the user is encouraged to experiment with different frequency settings to find the one he likes best. Audio volume control R30 is used to adjust the output volume of the synthesizer.

Next month, in Part 2, we will describe software for the speech synthesizer and some typical applications. ◇

PARTS LIST

C1,C2—6.8- μ F, 25-V tantalum capacitor
 C3,C4—1- μ F, 20-V tantalum capacitor
 C5—200-pF, 10% silver mica or ceramic capacitor
 C6—0.22- μ F ceramic capacitor
 C7—0.047- μ F, 10% metal film or ceramic capacitor
 C8—0.05- μ F ceramic capacitor
 C9—220- μ F, 10-V tantalum capacitor
 C10—0.1- μ F ceramic capacitor
 C11—22- μ F, 15-V tantalum capacitor
 C12—0.01- μ F ceramic capacitor
 C*—See Miscellaneous
 D1 through D7—1N914, 1N4148 or similar silicon switching diode
 D8—1N746A 3.3-V zener diode
 IC1—74LS266 quad 2-input Exclusive NOR
 IC2—74LS02 quad 2-input NOR
 IC3—74LS138 3-to-8 line decoder
 IC4—LM340-5.0 or LM7805 5-V voltage regulator
 IC5—LM340-12 or LM7812 12-V voltage regulator
 IC6—74LS244 octal noninverting tri-state buffer
 IC7—SC-01 phoneme synthesizer
 IC8—74LS74A dual D flip-flop
 IC9—7416 hex inverting buffer
 IC10—74LS273 octal D flip-flop
 IC11—74LS26 quad 2-input NAND
 IC12—LM386 audio power amplifier
 Q1,Q3—2N3904 npn transistor
 Q2,Q4—2N3906 pnp transistor
 Unless otherwise specified, the following are 1/4-W, 5% resistors:

R1,R9,R13—2.2 kilohms
 R2 through R8, R10, R11, R19, R29, R31—10 kilohms
 R12,R18—20 kilohms
 R14,R24,R33—3.3 kilohms
 R15,R22,R25—1 kilohm
 R16—82 kilohms
 R17—39 kilohms
 R20—620 ohms
 R21—1-kilohm, pc-mount potentiometer
 R23—2.7 kilohms
 R26—47 kilohms
 R27—1 megohm
 R28—1.5 kilohms
 R30—10-kilohm, pc-mount potentiometer
 R32—10 ohms
 S1 through S4—Spst 4-position DIP switch
 SPKR1—200-mW, 8-ohm speaker
 Misc.—Etched and drilled pc board or perf board; solder; 0.05- μ F or 0.1- μ F, 5-V bypass capacitors distributed near IC power pins; IC sockets; etc.

Note: The following is available from PAIA Electronics Inc., Box 14359, Oklahoma City, OK 73116: complete kit of all parts including double-sided pc board and SC-01 chip at \$179.95 + \$3 postage and handling. Also available separately from the same source: double-sided pc board (#SS100PC) at \$34.95 + \$2 postage and handling; SC-01 speech synthesizer chip at \$59.95 + \$2 postage and handling; software listing at \$3.00.

Now! A 60 MHz Tektronix scope built for your bench.

Wide-range vertical sensitivity: Scale factors from 100 V/div (10X probe) to 2 mV/div (1X probe). Accurate to $\pm 3\%$. Ac or dc coupling.

Two high-sensitivity channels: dc to 60 MHz bandwidth from 10 V/div to 20 mV/div; extended sensitivity of 2 mV/div at > 50 MHz.

Sweep speeds: from 0.5 s to 50 ns. To 5 ns/div with X10 magnification.

Delayed sweep measurements: Accurate to $\pm 3\%$ with single time-base 2213; to $\pm 1.5\%$ with dual time-base 2215.

Complete trigger system. Includes TV field, normal, vertical mode, and automatic; internal, external and line sources; variable holdoff.

Probes included. High-performance, positive attachment 10-14 pF and 60 MHz at the probe tip.

Tektronix 2213

In 30 years of Tektronix oscilloscope leadership, no other scopes have recorded the immediate popular appeal of the Tek 2200 Series. The Tek 2213 and 2215 are unapproached for the performance and reliability they offer at a surprisingly affordable price.

There's no compromise with Tektronix quality: The low cost is the result of a new design concept that cut mechanical parts by 65%. Cut cabling by 90%. Virtually eliminated board electrical connectors. And obviated the usual cooling fan.

Yet performance is written all over the front panels. There's the bandwidth for digital and analog circuits. The sensitivity for low signal measurements. The sweep speeds for fast logic families. And delayed sweep for fast, accurate timing measurements.

The cost: \$1100 for the 2213*, \$1400 for the dual time base 2215.

You can order, or obtain more information, through the Tektronix National Marketing Center, where technical personnel can answer your questions and expedite delivery. Your direct order includes

probes, operating manuals, 15-day return policy and full Tektronix warranty.

For a demonstration stop by your local Tektronix Sales Office.

**ORDER TOLL FREE
1-800-426-2200**

Ask for Department J0233
In the state of Washington,
Call (206) 253-5353 collect.

*Price F.O.B. Beaverton, OR

Popular Electronics Tests

Sony Profeel Component TV System

THE new Sony Profeel Component TV System is a video version of a good-quality audio stereo system. Individual components and the resulting versatility make it particularly appealing to serious video enthusiasts and to anyone who wants more than a standard TV set.

The Profeel product line includes a color monitor (either 19 or 25 inches) with a built-in stereo amplifier for the audio section, a TV tuner with remote control that covers all CATV channels, and a video cassette recorder with a separate tuner-timer. In our tests, we have focused on the features and performance of the TV tuner (VTX-1000R) and the 19-inch monitor (KX-1901).

Tuner Section. The VTX-1000R is designed to be operated with the Remote Commander IR control unit—the latter featuring volume and picture control through two “up or down” pushbuttons, power on-off and a TV channel selection by two methods. The viewer can either scan the channels by means of two “up or down” pushbuttons or access the desired

channel directly with the 10-pushbutton matrix. The same controls are repeated on the tuner front panel, together with presetting controls that permit scanning only through the channels available in a particular location. The selected channel is indicated by green 7-segment numerals; red and green LEDs indicate whether the antenna or auxiliary inputs have been selected. A stereo phone jack is provided at the front of the tuner together with bass/treble, balance, and headphone volume controls. Dimensions are 3" H × 11" D × 17" W; weight is 11 lb.

The tuner has full ac line isolation through a power transformer and operates from well-regulated +12 V. It contains two 4-bit microcomputers: a remote signalling decoder and a phase-locked-loop (PLL) controller. The electronic vhf and uhf tuners are varactor-tuned, crystal-controlled units with frequency synthesizer and PLL channel selection. The control signals from the tuner are encoded by one of the microcomputers and are transmitted in serial, digital form to a matching decoder at the monitor.

One of the unique features of the VTX-1000R is the availability of either the usual intercarrier sound or a split sound channel that offers hum-free audio suitable for eventual stereo reception. Figure 1 shows the system used by Sony to achieve this capability. The video i-f signal normally goes through the *SAW1* filter and is amplified, detected, and separated into video and 4.5-MHz intercarrier sound. AGC (automatic gain control) and video amplifiers are included in a single IC, together with the intercarrier limiter, FM detector, and volume control. The resulting audio goes to the a-f switch on the special split-sound IC. A portion of the i-f signal from the tuner goes to *SAW2*, after passing through an amplifier. Filter *SAW2* is tuned sharply to 41.25 MHz, the sound i-f. A voltage-controlled oscillator (vco) provides the mixing signal for heterodyning to 10.7 MHz, the standard for FM receivers. The signal is then amplified and detected like any FM signal. Depending on the setting of the “carrier” switch on the tuner’s rear panel, either the intercarrier or the split sound will go to the audio amplifier.

Note that the “mute” control can shut off either sound source. The FM stereo sound available during FM-TV simulcasts can be substituted for the TV audio and supplied to the stereo amplifiers located in the monitor.

Monitor Section. The KX-1901 uses a special glass front panel which can be removed for cleaning. All controls are located behind a slim, hinged panel at the right bottom of the set. Two feather-touch pushbuttons increase or decrease volume and picture intensity, one by controlling power and the other by determining whether the monitor operates on normal video or on the digital RGB inputs. Tiny lamps indicate the selected mode, and a separate “master” pushbutton determines whether power is controlled at the monitor or at the VTX-1000 tuner. Vertical hold, sharpness, hue, color and brightness controls are located under the same hinged panel, but are recessed since they are not often used. These controls override the automatic control circuits. Monitor dimensions are 22" H × 19" D × 26" W. Weight is a heavy 72 lb due to the use of iron in the transformer and filter. This is intended to isolate the chassis from the ground, stabilizing the picture.

The circuitry of the KX-1901 and its 25" version resembles that of a high-quality studio color monitor rather than a usual color TV set. There are chains of



NOW CLEANING YOUR OWN DISKETTE HEADS COULD SAVE YOU A \$40 SERVICE CALL. AND A LOT MORE.

The recording heads on your diskette drives may be dirty—and that can cause you a lot of grief. There's the serviceman you have to call when the machine doesn't perform. (You know how much service calls cost these days!) There's machine down-time. Idle data entry clerks. All the other delays a cranky machine can cause.

And that service call might not even be necessary.

3M solves the problem in seconds—and leaves your heads "Computer Room Clean":

The Scotch[®] head-cleaning diskette kit lets you clean the read-write heads on your 8" or 5¼" diskette drives. In just 30 seconds, without any disassembly, mess or bother, the heads can be completely cleansed of dirt, dust, magnetic oxides—all the things that can get into your machines every day. And foul them up.

Just saturate the special white cleaning pad in its jacket with the cleaning solution. Then insert the jacket into the diskette drive and turn it on. Your machine does the rest. The



heads are microscopically cleaned without wear, without abrasion.

This 3M head-cleaning diskette kit has been evaluated and approved by major diskette drive manufacturers. It's the best possible way to clean your heads without service calls or machine teardowns.

At only \$1 per cleaning—it's the best insurance you can get.

This fast-cleaning new Scotch kit comes with everything you need (including special fluid, applicator tip, cleaning diskettes) to handle up to 30 cleanings. That's only about a dollar a cleaning.

With the Scotch head-cleaning diskette kit, you could save yourself a lot more than just a service call. So try this remarkable kit today. For the name of



A Scotch cleaning diskette shown before use, and after 15 cleanings of recording heads.



the dealer nearest you, call toll free: 800-328-1300.

(In Minnesota, call collect: 612-736-9625.) Ask for the Data Recording Products Division.

(Not yet available for Burroughs Mini-Disk II, Vydec or 96 TPI Drive.)



CIRCLE NO. 45 ON FREE INFORMATION CARD

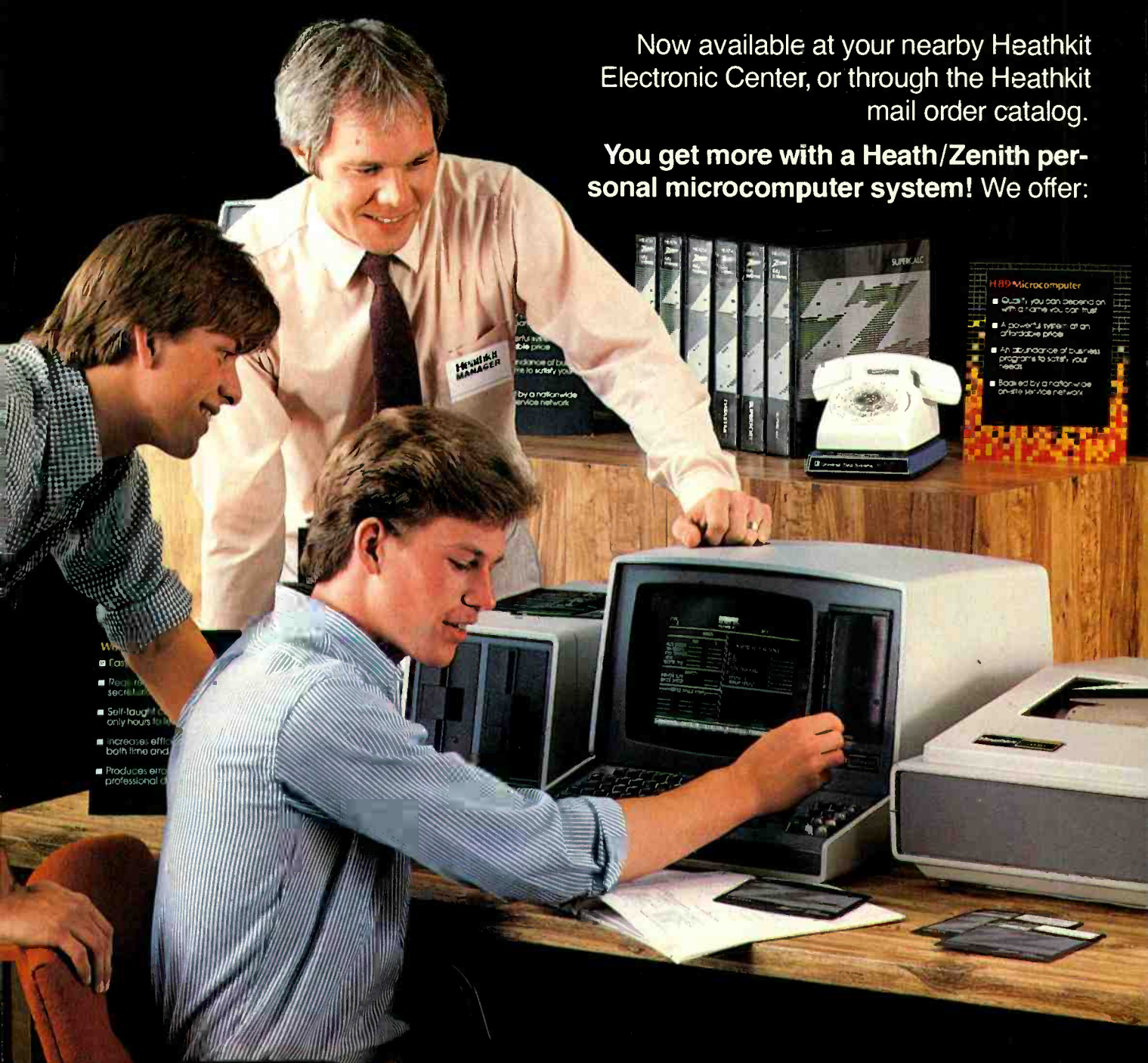


Let's get

try out the in-stock selection of Heath/Zenith microcomputers, peripherals, accessories and software.

Now available at your nearby Heathkit Electronic Center, or through the Heathkit mail order catalog.

You get more with a Heath/Zenith personal microcomputer system! We offer:



HB9 Microcomputer

- Quality you can depend on with a name you can trust!
- A powerful system at an affordable price.
- An abundance of business programs to satisfy your needs.
- Backed by a nationwide on-site service network.

personal...

- 1. Proven, high-performance hardware:** Thousands of our microcomputers are proving themselves daily, in the field.
- 2. Vast software library:** Three operating systems (including CP/M), languages, word processors, an electronic spreadsheet, versatile utilities and the 500-program Heath Users' Group software library.
- 3. Self-instruction courses:** Evaluation and programming courses from Heathkit/Zenith Educational Systems.
- 4. Service support:** Before and after the sale — consultation by phone, carry-in service.

Test run one of our microcomputers at any of the more than 60 convenient Heathkit Electronic Centers in the U.S.

Heathkit[®] ELECTRONIC CENTERS*

See the white pages of your telephone book for store locations and telephone numbers.



*Units of Veritechnology Electronics Corporation in the U.S.



Or if you prefer, send to the address below for a

FREE catalog:

Heath Company
Dept. 310-934
Benton Harbor, MI 49022

In Canada: Heath Company
1480 Dundas St. E.
Mississauga, ONT L4X 2R7

Please send my free catalog, describing your complete line of microcomputer products!

Name _____

Address _____

City _____ State _____

CP-214 _____ Zip _____

CIRCLE NO. 22 ON FREE INFORMATION CARD

www.americanradiohistory.com

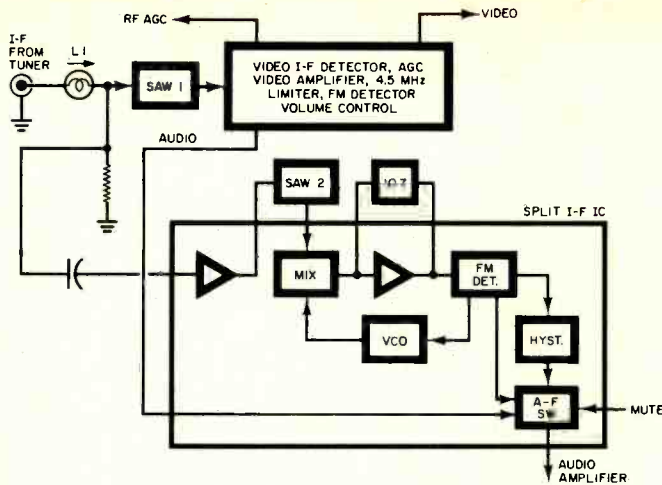


Fig. 1. Simplified schematic of the audio detector system.

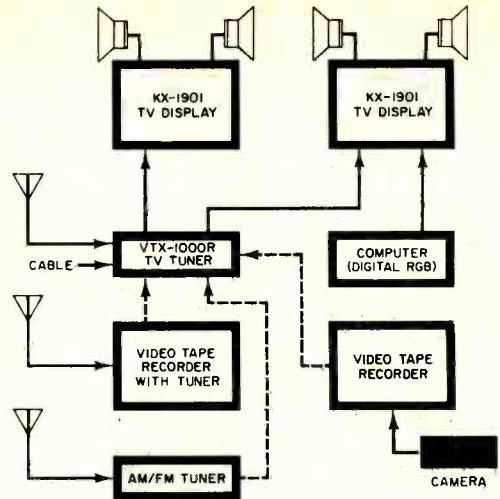


Fig. 2. Configurations possible with Sony's Profeel.

video amplifiers, dc clamps, linearization networks, buffer amplifiers, and phase correction networks. The Y (or brightness signal), the 3.58-MHz color sub-carrier, and the vertical and horizontal sync signals are all carefully processed, with correct impedance-matching amplifiers at each input and output terminal. Automatic color correction, phase correction, fleshtone correction, blanking and color-killer circuits are incorporated in a few ICs, but additional, external transistor circuits provide the kind of video processing normally associated with studio equipment.

A stereo audio amplifier section in the chassis uses two ICs, in combination with discrete transistors, to drive the two speakers that are part of the Profeel. The SS-X1A speaker system consists of two cabinets, approximately 8" x 4.5" x 3.3", each containing a 3.3" woofer and a 2" tweeter. These two cabinets can be mounted at the left and right rear of the monitor on hinged brackets. They have a nominal 7-W (max 15-W) output power capability and a rated frequency response of 60 to 20,000 Hz. Sony also offers a set of larger speakers for stand-alone, component-style operation.

Two separate power supplies operate from the single power transformer, which is preceded by a special, inductive line-filter assembly. All of the video circuitry uses the well-regulated 115-V dc supply, while the audio section obtains its power from the other transformer secondary and runs at ± 12 V dc. A separate, small, power transformer is used to provide +12 V through a one-transistor regulator to the decoder and control section. The degaussing coil circuit is conventional and uses a series, voltage-dependent resistor. Separate fuses are provided for the main ac input, and for each branch. The high voltage is adjustable through a special HV potentiometer and is current-regulated.

Five major printed wiring boards contain all of the circuitry, and five minor ones contain such assemblies as the front panel controls, indicator lights, connectors, and line filters. Sony supplies detailed schematics, together with board layouts and pin connections.

A unique aspect of both the TV tuner and the monitor is the "jack-pack," the large number of the connectors supplied with each unit. For example, three separate coax connectors are available at the rear of the VTX-1000R TV tuner just for vhf antenna inputs. One is for the vhf converter (cable) and one for auxiliary inputs, such as the vhf output from a TV game, video disc player, or VCR. (Of course, there are also separate 300-ohm uhf antenna terminals.) In addition, three identical sets of jacks, color-coded for video and left and right stereo inputs, are located at the rear of the tuner, as well as various jacks for control and multiplexed input and output, audio attachments, and a multipin connector that joins the tuner directly to the monitor. All video jacks are for 1-V, NTSC, negative video at 75 ohms, while the audio is for either 47 or 5 kilohms. Two separate ac outlets, one switched and the other unswitched, complete the total of 28 separate connectors.

Similarly, at the rear of the monitor, ten connectors are provided, including

those for the stereo speaker, and a special 34-pin connector for digital RGB (red, green, blue) and control signals coming from a computer. This array makes it possible to set up virtually any arrangement of video components.

Figure 2 illustrates the versatility of the system. Note that a single VTX-1000R can control and drive two monitors, either 19" or 25". Of course, a TV game or video disc player can be used instead of the tuner-equipped VCR. The TV camera, for example, does not have to be routed through the VCR, but can be connected directly either to the monitor or to the VTX-1000R. Sony supplies a special interconnection manual that describes nine specific configurations, though many more are possible.

Laboratory Measurements. The VTX-1000R tuner shows excellent sensitivity on both vhf and uhf, i.e., the 57-dBm figure (vhf) is equivalent to an input signal of 6 microvolts, and the 54-dBm figure (uhf) means that a 12-microvolt signal will result in a noise-free picture.

SONY KX-1901 and VTX-1000R PROFEEL TV SYSTEM

| Parameter | Measurement |
|-------------------------------------|-------------------------------|
| Sensitivity, vhf (Ch. 3): | -57 dBm |
| Sensitivity, uhf (Ch. 20): | -54 dBm |
| Noise figure, vhf (Ch. 3): | 6 dB |
| Noise figure, uhf (Ch. 20): | 10 dB |
| Video bandwidth to CRT (-6 dB): | 4.05 MHz |
| R-f oscillator frequency stability: | |
| (105 to 130 V ac, 2 hr) | |
| Ch. 3: | 0.05 MHz |
| Ch. 20: | 0.05 MHz |
| Agc dynamic range: | 68 dB |
| Dc restoration: | 95% |
| Horizontal linearity: | 100% left, 100% right |
| Vertical linearity: | 100% top, 100% bottom |
| Convergence: | 90% at worst area |
| Dc voltage regulation, B+: | 98%, KX-1901; 95%, TX-1000R |
| (105 to 130 V ac) | |
| High-voltage regulation: | 95%, KX-1901 |
| (105 to 130 V ac) | |
| Power rating: | 93 W, KX-1901; 18 W, TX-1000R |

Both measurements indicate that the tuner will be usable in fringe areas.

We measured a video bandwidth of 4.05 MHz right up to the CRT input, a better video response than we've encountered on any commercial TV set. This, coupled with a fairly large agc dynamic range and practically perfect dc restoration, accounts for the excellent broadcast pictures seen on the screen.

A frequency synthesizer which is phase locked to a low-frequency crystal accounts for the excellent r-f oscillator stability; we were unable to measure more than 50-kHz variation under any condition.

Linearity on both axes was essentially perfect, but the set we tested had some misconvergence at the extreme right of the screen, resulting in the notation of 90%, at the worst area. Using a staircase pattern we found the gray scale to be excellent, just as the color bar pattern appeared practically perfect on the screen.

The audio-frequency response was the same on both channels of the stereo amplifier. We used test tones through the SS-X1A speaker system as a rough indication of audio quality, and were able to hear from about 80 to 16,000 Hz. A full audio test procedure was not performed, however.

User Comments. The picture quality of the KX-1901 was really superb, both on the commercial TV broadcasts and as a studio monitor. Not only were the colors well-balanced and natural, but resolution, linearity and convergence (except for the anomalous area at the extreme right) were excellent.

After appreciating the technical features and excellent performance of the Sony Profeel System, we asked the crucial question: How much does it cost? Current suggested retail price for the 19-inch monitor is \$850 while the 25-inch monitor lists for \$1500. The VTX-1000R tuner price is \$520, including the remote control unit, which costs \$65 when purchased separately. The stereo speakers described here, Model SS-X1A, are priced at \$80 a pair.

For \$1450, the Sony Profeel line offers the equivalent of a high-quality, 19-inch color set, with a set of stereo speakers, and a tuner that contains the latest features and picks up all possible channels, together with a handy IR remote control. This is obviously more money than a comparable single TV receiver, but many of the Profeel features are just not available in a standard set. If you're using a personal computer, for example, the monitor can provide an 80-character display, which is twice as big as is possible with a regular TV. If you plan a multi-input video system, the jack-pack and control features of both the tuner and monitor, as well as the modularity of the system, are very significant advantages.

To sum up, if price is not a key consideration, the KX-1901 and VTX-1000R tuner make up a super deluxe 19-inch color television, with a host of features you can't get on a standard receiver. At least not yet. —Walter H. Buchsbaum

CIRCLE NO. 103 ON FREE INFORMATION CARD

CIRCLE NO. 10 ON FREE INFORMATION CARD ➔

The ADC Sound Shapers® Improvements on perfection.

When you make a line of equalizers that audiophiles consider to be the best, it's difficult to make them better.

But we did. And our exciting new Sound Shaper® line reinforces our reputation as the leader in the equalizer world.

You'll find the same superb electronics and high performance technology that you've come to expect from ADC. With LED-lit slide controls that let you custom-tailor your sound to compensate for room and system deficiencies. And now, you'll find our Sound Shapers updated with new refinements and sleek styling that makes them look as good as they function.

Our top-of-the-line SS-30 is a perfect example. A ten-band equalizer with LED meters and two-way tape dubbing, it has its own integrated spectrum analyzer built in, so you can clearly see the altered frequency response. And unlike many other equalizers with integrated spectrum analyzers that require outside pink noise sources, our SS-30 has its own pink noise generator built right in.

So now, you can accomplish corrective equalization of your room without

an additional component.

The rest of the line is equally impressive. From our 12-band SS-20 to our ten-band SS-10 to our five-band SS-5, all ADC Sound Shapers offer you fingertip control of your frequency response, with features geared to your equalization needs.

If you're serious about equalization and want to maximize the potential of your present system, an ADC Sound Shaper is your answer. The new ADC Sound Shapers. Perfect examples of sound thinking. Improved.



Sound Shaper®
Frequency Equalizers



Sound thinking has moved us even further ahead.

ADC, Route 303, Blauvelt, N.Y. 10913

® Sound Shaper is a registered trademark of Audio Dynamics Corporation.



Radio Shack's New \$399⁹⁵ TRS-80[®] Color Computer Saves You \$98!

Now Get 16K
Memory
for \$98 Less
Than Last Year's
Equivalent!



26-3C04
TV and Program Pak
not included.

A Smart Investment. Radio Shack's popular TRS-80 Color Computer is now a better value than ever. The 16K bytes of memory provide you with more space for programs and data, and better game animation as well.

Write Your Own Programs. Our easy-to-use Color BASIC is ideal for home or school applications. You can create graphics, and incorporate music and sound effects into your programs, too. We even offer the advanced programmer an Editor/Assembler in an instant-loading Program Pak.™

Loaded with Features. You get data and string handling, dimensioned arrays, math functions, 9-digit numeric accuracy, and much more.

Ideal for the Hobbyist. The Color Computer contains a 6809E 8-bit CPU. You get a 1500-baud cassette port and an RS-232C serial interface. The screen display is 16 lines of 32 characters. Graphics resolution is 32x64 with eight colors. Higher resolutions (up to 192x256) are accessible from machine language or by upgrading to our Extended BASIC.

Expands Easily. You can add up to 32K of memory, disk drives, a printer, our new color plotter or new graphics tablet, a digitizer, modem and other peripherals.

Available Only at Radio Shack! See the TRS-80 Color Computer in action at a Radio Shack store, Computer Center or participating dealer today!

Radio Shack[®]
The biggest name in little computers™
A DIVISION OF TANDY CORPORATION

Tell me more! Send me a free TRS-80 Computer Catalog!

Mail To: Radio Shack, Dept. 83-A-245
300 One Tandy Center, Fort Worth, Texas 76102


NAME _____

ADDRESS _____

CITY _____ STATE _____ ZIP _____

Retail prices may vary at individual stores and dealers

Popular Electronics Tests



Osborne 1 Portable Computer

THERE have been other portable computers, but the Osborne 1 was the first portable computer to include a video screen, two 5¼" floppy disk drives, a detachable keyboard, Z80 CPU, 64K of memory, and both serial and parallel interfaces. A large application software package and the CP/M-80 operating system has been included too, all at a very modest price. As such, the Osborne 1 is a pioneer in much the same manner as, say, the Sinclair ZX80 or the Sharp (Radio Shack) PC1200 handheld computer were front runners.

Description. The computer is mounted in a lightweight case with the keyboard folding in so that the entire package can be carried (by a handle on the "bottom" of the case) and stowed under an airline seat. There is a cavity in the rear of the case that contains the power switch, a circuit breaker, and the power cord. The latter can be wound on a bracket on the cavity cover when not in use. The cover is secured to the case by two Velcro strips.

The complete computer weighs 24 lbs and is 20½" W × 8½" H × 17" D. The suggested price of \$1795 includes a software package that would list for \$1200 if sold separately. The software package consists of WordStar (word processor); SuperCalc (electronic spread sheet);

MailMerge, CBASIC, CP/M-80, and utilities. This package is supplied on five diskettes. The complete CP/M version 2.2 is supplied, including DDT (Dynamic Debugging Technique), ED (the CP/M line editor), and ASM (the CP/M assembler).

The Osborne 1 is opened by unlatching a plastic toggle on either side of the case, with the keyboard folded into an operating position below the front panel. The keyboard is connected to the front panel by a 10" replaceable cable. (A 24" cable is available from a separate source.)

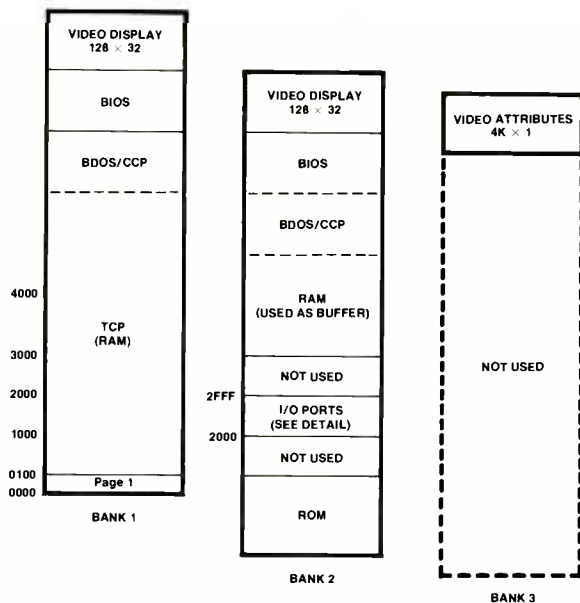
The keyboard has a QWERTY-type-writer format with the addition of four arrow keys used to position the cursor and to scroll the video "window" (more about this later). There is also a 12-key numeric keypad for rapid input of numerical data. All keys have good "feel" to them and no noticeable bounce. Some of the keys we have become used to on a computer keyboard are missing on the Osborne 1. One of these is DEL, which is used for deletion in many applications. Other missing characters are the braces and the tilde. When using WordStar, the program substitutes other keys for these functions. In all, the keyboard is better than those supplied on more expensive terminals and computers.

The first thing that you really notice

about the Osborne 1 is the small (5" video screen located in the middle of the front panel between the disk drives. There are two rotary knobs below the screen to control the brightness (BTR) and contrast (CONTR).

The display takes some getting used to, more because of its unusual format than its size. The computer actually writes information into a display that is 32 lines of 128 characters, but the video screen is only a window showing 24 rows of 52 characters each. This window can be scrolled in either a horizontal or vertical direction by using the arrow keys with the SHIFT key depressed.

Reading the characters on the small screen is no more difficult than reading characters in a book since they are about the same size. However, for nonportable operation, better reading comfort can be obtained with a video monitor connected to the Osborne 1 front panel. The connector is a card edge designed to mate only with a cable supplied by Osborne for its monitor. However, the EXMON Adapter by Esoteric Engineering, which sells for \$39.95, converts the EXT VIDEO connector into a standard video port. There is also an EXMON-II, which includes an r-f modulator capable of producing a video display on a conventional TV receiver. Using the larger video mon-



The Osborne 1 memory is allocated in three banks.

itor does not increase the area of the video window; you still only see 24 rows of 52 characters each, but you see them in a larger format.

One of the less desirable features of this computer is the use of minifloppies having only single-density format. This results in 92K bytes of data storage which is not quite enough for extensive word-processing applications, or for accounting programs. However, as of this writing, dealers all over the US will soon be installing dual (double) density drives. This modification extends the data storage capacity to 184K per diskette. In addition, the update doubles the data transfer rate, which results in faster access to information stored on the diskette. The existing disk drives require no physical modifications for conversion to dual density, by the way. The modifications affect only the support circuits, cables, firmware, and software.

The term "dual" density means that the disk system can be operated as either single or double density. The system automatically recognizes the different densities when a diskette is booted. The double density modification will add about \$185 to the cost of the computer, and it can be done in about a half hour at the dealer's service department.

Memory Usage. The memory map of the Osborne 1 is different from other computers because of the unusual use of memory banks. The 64K of dynamic RAM memory is assigned to Bank 1, a normal organization of memory within a CP/M system using memory-mapped video. (See the memory usage chart.) The area referred to as Bank 2 is a combination of the system monitor ROM that controls the system before the CP/M op-

erating system is booted, and memory-mapped I/O ports. The remainder of the 64K address space in Bank 2 is a "phantom" of Bank 1. Bank 3 is unused except for the top 4K block, which is used for a video attribute to control the underlining of characters.

People who are familiar with the normal organization of a Z80 computer will find the use of memory-mapped I/O ports strange. In most cases, CP/M computers use I/O support chips that require programming through a port with IN or OUT instructions. The Osborne 1 uses Motorola support chips (an M6850 and an M6821) which provide I/O by addressing an area of memory. (See the memory map chart.) There are advantages to this arrangement when it comes to providing a variety of I/O. The Osborne 1 User Guide explains this and illustrates the I/O memory map.

I/O. One of the most important measures of computer utility is the ability of a system to communicate with the outside world. The Osborne 1 is equipped with both a serial and a parallel I/O port.

One of the "user friendly" things that Osborne has done in its version of CP/M is the implementation of the CP/M I/O BYTE. This enables the user to send data to and from either the serial or the parallel port by assigning them to be the list device (LST:) used with the STAT command in CP/M.

The RS232C serial port has a standard DB25S connector with enough pins connected to implement most printer protocol.

The modem port is an extension of the RS232 port connected to a 9-pin D connector plug. It includes the RCV (Receiver Enable, pin 4) and DSR (Trans-

mitter Enable, pin 5). These are open-collector terminations that may be damaged if improperly terminated.

If the modem port is used without an external adapter, be sure that nothing is connected to pin 4 at the computer end of the cable. In view of this, probably the best way to use a modem is to employ the RS232 port. The Osborne Company advises it will be supplying a modem with the correct terminations for its machine.

Any IEEE 448 device can be connected to the Osborne 1 by using the proper adapter and cable. Osborne uses the IEEE 488 port for both IEEE 488 devices and the Centronics parallel printer interface. Therefore, they use a card edge connector instead of a standard IEEE cable connector for this port. The Osborne 1 technical manual describes details for constructing both an IEEE 488 card-edge/cable adapter or IEEE 488 card-edge/Centronics 36-pin connector cable adapter. Both of these cables can be obtained commercially. In fact, several manufacturers sell Osborne-to-Epson, Osborne-to-IDS, and Osborne-to-Centronics cables.

The EXT VIDEO connector is also a card edge type rather than a familiar video connector used in other computers or

| | |
|---------------------|-------------|
| 2FFF | NOT USED |
| 2C03 Part B Control | VIDEO |
| 2C02 Part B Data | |
| 2C01 Part A Control | |
| 2C00 Part A Data | |
| NOT USED | |
| 2A01 Buffer | SERIAL PORT |
| 2A00 Status/Control | |
| NOT USED | |
| 2903 Part B Control | IEEE BUS |
| 2902 Part B Data | |
| 2901 Part A Control | |
| 2900 Part A Data | |
| NOT USED | |
| 2280 Row 7 | KEYBOARD |
| 2240 Row 6 | |
| 2220 Row 5 | |
| 2210 Row 4 | |
| 2208 Row 3 | |
| 2204 Row 2 | |
| 2202 Row 1 | |
| 2201 Row 0 | |
| NOT USED | |
| 2103 Data | DISK |
| 2102 Sector | |
| 2101 Track | |
| 2100 Status | |
| NOT USED | |
| 2000 | NOT USED |

Detail of Osborne 1 memory-mapped input/output.

THIS DEVICE MAKES ORDINARY TELEPHONES OBSOLETE.



Actual size.
(1" x 5 $\frac{1}{8}$ " x 2 $\frac{3}{4}$ ")

The Freedom Phone® Cordless Telephone Model FF-3500 has more features than any ordinary telephone. But one ordinary feature is missing.

There's no cord to tie you down. The compact handset measures 1" x 5 $\frac{1}{8}$ " x 2 $\frac{3}{4}$ " and weighs just 7 ounces. So it's really easy to take or make calls anywhere within its operational range. That's upstairs, downstairs, in the front yard, backyard, at the neighbors, up the street, or down the block.

Instead of going to the phone to talk, you take the phone with you.

Buying a Freedom Phone Cordless Telephone is an intelligent move if you prefer the convenient over the conventional. But there's more to it than meets the eye or ear.

Designed and built exclusively for the Electra Company, makers of Bearcat® Scanners, the Freedom Phone 3500 provides crisp and clear cordless calls. An audible tone and pulsing light confirm dialing. The touch of a button automatically redials the last number entered.

The Freedom Phone Cordless Telephone is as easy to install as it is to use. Its attractive and compact base station plugs into your existing phone line and electrical outlet.

If the idea of using a Freedom Phone Cordless Telephone has a nice ring to it, get up, walk to your obsolete telephone, and call 800-428-4315 (800-382-1076 in Indiana). You'll learn more about the Model FF-3500 and get the name of the nearest Freedom Phone Dealer.

THE FREEDOM PHONE® CORDLESS TELEPHONE.

Electra Electra Company

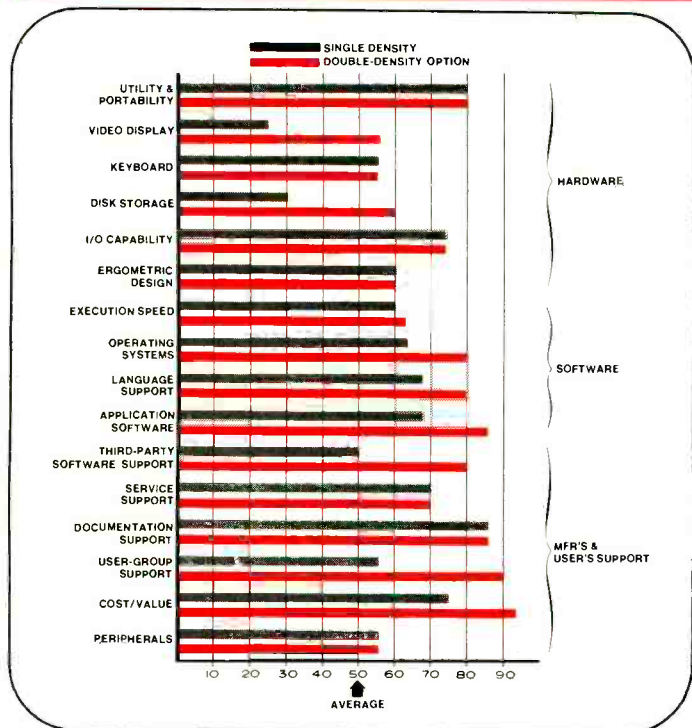
Division of Masco Corp. of Indiana • 300 East County Line Road • Cumberland, Indiana 46229 • International Business Office • Suite 102, 1828 Swift • North Kansas City, Missouri 64116

CIRCLE NO. 18 ON FREE INFORMATION CARD

© 1981 Masco Corp. of Indiana

OPERATIONAL CHARACTERISTICS

Operating System: CP/M-80
Languages: Microsoft BASIC-80, CBASIC2
Assembly Language: CP/M Assembler with DDT
Internal Memory Capacity: 64K in 3 switched banks; uses 60K CP/M
Disk Storage: 2 drives; single-density standard with 102K bytes; 92K bytes formatted for CP/M; double-density optional with 184K bytes.
Benchmark: Generates primes to 1000 in 24 seconds.
CP/M Characteristics:
 Format Time: 34.6 s
 Sysgen Time: 33.6 s
 PIP & Verify System Disk: 2 min, 40 s
 CBASIC2 Compile Time (Benchmark): 36.5 s
Telecommunications Operation:
Baud Rate: RS-232C 300 baud or 1200 baud software selectable. 600 baud or 2400 baud jumper selectable.
Escape Codes: Same as Televideo.



Comparative analysis of Osborne 1 characteristics.

PHYSICAL CHARACTERISTICS

video monitors. The card edge is covered with a video shunt that has two uses. First, it transfers the video signals from the bottom of the card to the top where they are connected to the built-in 5" CRT. Second, since the 12-volt dc is brought out to the card edge, it provides short-circuit protection.

External Power. The BATT connector provides input for the external power system of the Osborne. The battery-pack option consists of a 12-volt battery with a charger, shoulder carrying case, and adapter cable. The computer has a new power panel installed with an AC/DC switch, 12-volt power plug, and a power inverter module with a plug-in harness. This modification can be made by an Osborne dealer.

The external battery power system can serve as battery backup when required, providing full power for as long as 60 minutes. The primary application is to permit operation from the 12-volt dc system at remote locations, or mobile installations in cars, boats and planes.

RFI Test. A sample unit was tested for radio-frequency interference with television and broadcast radio reception. Interference was noticed on vhf television channels when the Osborne 1 was operated in the same room. No interference was noticed on uhf television channels. There was interference on the AM broadcast band during disk access, but no interference with FM unless the stations were tuned off-channel.

Housing: Single fiberglass case with keyboard in removable cover.

Components: 5" CRT, two 5 1/4" disk drives, keyboard, controls and connectors.

Controls:
 BRT: Monitors brightness.
 CONTR: Monitors contrast.
 RESET: Starts computer operation from scratch.

Connectors:
 MODEM: Type D.
 RS232C: Standard DP-25p.

IEEE 488: Card-edge 26-pin, can be adapted for standard IEEE or Centronics parallel printer can be adapted for IEEE connector.

KEYBOARD: Detachable cable.

EXT. VIDEO: Covered with shunt for internal monitor operation. Requires adapter for use with ordinary video monitor.

BATT: Use with battery pack and requires modification of panel to add ac/dc switch.

Keyboard: Standard QWERTY type with cursor arrow control keys, CTRL key, ESC key, RETURN key, and numerical keypad.

Monitor: 5" diagonal B&W CRT display 24 lines of 52 characters. The CRT is "window" on the actual display, which is 32 rows of 128 columns stored in the video memory. The window can be moved by pressing CTRL and one of the directional arrow keys. (Using a larger monitor does not increase the number of rows and columns in the window. It only makes them larger.)

Disk Drives: Two 5 1/4" minifloppies (single-sided, single-density).

Rear Compartment: Contains power cord, on/off switch, circuit breaker reset button.

Options:
 Double Density Modification: Increases data storage capacity from 92K to 184K bytes (after formatting). \$185.

Portable Power Modification: For portable use, offers power from a battery pack or a plug-in dc source. Consists of installation of ac/dc switch on computer rear panel and use of battery pack and recharger/inverter unit.

Centronics Parallel Printer: Cables can be constructed according to diagrams in technical manual or purchased elsewhere to connect the Centronics type of parallel interface to the Osborne.

External Video Monitor: The Osborne 12" External Monitor can be connected by removing the EXT VIDEO shunt and plugging in the video cable. For any other video monitor, an adapter must be used. This can be made according to the video circuit diagrams in the technical manual or purchase from another source.

Telecommunications: The Osborne Modem is the only such unit that should be connected into the MODEM port. A standard modem can be connected to the RS-232C port.

Size: 8 1/2" H x 20 1/2" W x 17" D.
 Weight: 24 lb.
 Price: \$1795 for single-density model includes CP/M and application software package.

User Comments. All of the software delivered with the Osborne 1 appears to work as well as the same programs work on other computers. However, due to the small amount of data storage permitted by the single density format, there is not enough room left on the disk for extensive user application data. To achieve maximum data storage space, data diskettes were formatted with no CP/M system. These data diskettes were placed in drive B and used to store data files for WordStar and Supercalc. This appears to be the only practical method of using the single-density version of the Osborne 1 for practical applications. This situation will be helped by installing the double-density option.

Osborne never advertised this machine as a general-purpose computer for accounting applications. The distributors of software, such as Lifeboat Associates, now support the Osborne format, but they do have to qualify this support because the larger packages will simply not fit on the single-density format. There are now software houses writing specifically for the Osborne and their products may offer greater variety than users have had previously.

With any start-up operation there is a lag between the time the machines are delivered and the time spare parts are available to dealers' repair departments. This period is over as far as the Osborne 1 is concerned. Through the efforts of the Osborne Company and its dealers, service departments now have technical information and spare parts to repair, modify and service Osborne 1 computers.

The dealers rate the company as one of the better supporting manufacturers. The users are now much happier and they have formed user groups within existing computer clubs and as independent organizations. They intend to establish a software library for Osborne format software.


The Osborne 1 is a mature, serious computer for any stand-alone application or for portable use; and it is one of the best bargains offered in the computer industry.

The documentation and service seem to have caught up to the marketing effort and the company is making every effort to support its dealers and users. Osborne has announced that the Computerland stores and at least 50 additional dealers will be added to the network in 1982. This will make the product easier to buy and the increased sales will probably lead to more software development. It would seem that the double-density modification is necessary for all but the most limited applications.—Stan Veit

CIRCLE NO. 102 ON FREE INFORMATION CARD

QUALITY parts at DISCOUNT PRICES


4 CHANNEL 8 TRACK HOME UNIT



BRAND NEW UNITS... ASSEMBLY INCLUDES; TAPE HEAD, MOTOR BELT, 110VAC MOTOR, PRE-AMP, LIGHTS, SWITCHES, SOLENOID AND OTHER USEFUL PARTS... AN EXCEPTIONAL BUY!

\$7.25 PER ASSEMBLY

MINI BSR AUTOMATIC RECORD CHANGER




* B.S.R. MODEL C136R/C/3
* PLAYS 33/45/78 RECORDS
* MINI SIZE: 8 1/4" X 12"

INCLUDES DUST COVER AND PLASTIC CASE (NOT PICTURED) WITH FRONT CUT OUT TO FIT STEREO UNIT (NOT INCLUDED).


\$17.50 each

JOYSTICK



PRECISION DEVICE... CONTAINS 4 50K CENTER TAPPED ALPS POTS. **\$4.75 ea**

BLACK PLASTIC CASE



PAC-TEC SERIES C

BLACK PLASTIC ENCLOSURE ADJUSTABLE HEIGHT FROM 1.63" TO 2.93", WIDTH 6.85"; DEPTH 8". BUILT-IN STAND OFFS FOR P.C. BOARDS... FRONT AND BACK PANELS NOT INCLUDED... **\$5.25 PER CASE**

COMPUTER GRADE CAPACITOR

1700 mfd. 150 VDC **\$2.00**
2 1/2" DIA X 4 3/4" HIGH

3,600 mfd. **\$1.00**
40VDC
1 3/8" DIA. X 3" HI

6,400 mfd. **\$2.50**
60VDC
1 3/8" DIA X 4 1/4"

12,000 mfd. 40 VDC **\$3.00**
2" DIA X 4 1/4" HIGH

18,000 mfd. 75 VDC **\$4.00**
2 1/2" DIA X 4 1/2" HIGH

22,000 mfd. 15 VDC **\$2.00**
2" DIA X 2 1/2" HIGH

22,000 mfd. 40VDC **\$3.00**
2" DIA. X 6" HIGH

25,000 mfd. 75 VDC **\$4.50**
3" DIA X 4 3/8" HIGH

45,000 mfd. 25 VDC **\$3.50**
2" DIA. X 4" HIGH

72,000 mfd. 15 VDC **\$3.50**
2" DIA. X 4" HIGH

COMPUTER GRADE CAPACITOR SPECIAL
180,000 mfd. at 6V
2 1/4" DIA X 4 1/2" HIGH **\$1.50**
CLAMPS TO FIT CAPACITORS 50c ea.

TRANSFORMERS

120 volt primaries

5.6 VOLTS at 750 MA **\$3.00**
6 VOLTS at 1500 MA **\$1.25**
12 V.C.T. at 500 MA **\$2.50**
16.5 V. at 3 AMPS **\$6.50**
18 VOLTS at 350 MA **\$2.00**
18 VOLTS at 1 AMP **\$4.50**
18 V.C.T. at 2 AMP **\$5.50**
25.2 V.C.T. at 2.8 AMP **\$5.50**
35 V.C.T. at 1 AMP **\$3.50**
42 V.C.T. at 1.2 AMP **\$4.50**
65 V.C.T. at 2 AMP **\$5.50**

VARACTOR DIODES

BB-103 3 FOR \$1.00
100 FOR \$30.00

MV2205 3 FOR \$1.00
100 FOR \$30.00


PHOTO FLASH CAPACITORS

170 MFD 330 VOLT

1 1/2" X 7/8" 2 FOR \$1.50
10 FOR \$7.00

600 MFD 360 VOLT 3 3/4" HIGH X 1" DIA. \$1.00 EA. 10 FOR \$9.00

MITSUMI MODEL UES-A55 VARACTOR UHF TUNER



FREQ RANGE 470 - 895 MHZ
ANTENNA INPUT 300 OHMS

\$25.00 each
10 for **\$220.00**

DC WALL TRANSFORMER

ALL ARE 115 VAC PLUG IN

4 VDC at 70 MA **\$2.50**
5.8 VDC at 125 MA **\$2.50**
9 VDC at 100 MA **\$2.00**
9 VDC at 225 MA **\$3.00**

L.E.D.'s STANDARD JUMBO DIFFUSED

RED 10 FOR \$1.50
GREEN 10 FOR \$2.00
YELLOW 10 FOR \$2.00

FLASHER LED
5 VOLT OPERATION
RED JUMBO SIZE 2 FOR \$1.70

BI POLAR LED 2 FOR \$1.70

SUB MINI LED

.079" X .098" RED
20mA at 1.75v
10 FOR \$1.00
200 FOR \$18.00
QUANTITY PRICES AVAILABLE

BLACK LIGHT (ULTRAVIOLET)
E. # F6T5BL **\$2.50 each**

MINI SIZE BUZZERS

1/2 to 3 volts 75c ea WITH WIRE LEADS

1/2 to 3 volts 75c ea WITH PIN TERMINALS

3 to 7 volts WITH PIN TERMINALS **75c each**

750 MFD 330 VOLT
2" HIGH X 1 3/4" **\$1.25 EACH** 10 FOR **\$11.00**

SLIDE POTS

500K linear taper
2 7/8" LG. - 1 3/4" TRAVEL **75c EACH**

DC WALL TRANSFORMER

ALL ARE 115 VAC PLUG IN

4 VDC at 70 MA **\$2.50**
5.8 VDC at 125 MA **\$2.50**
9 VDC at 100 MA **\$2.00**
9 VDC at 225 MA **\$3.00**

FREE! SEND FOR OUR NEW 40 PAGE CATALOG FREE!

CONNECTORS WEATHERPROOF 2 CONDUCTOR



POLARIZED SET, 18 GA. WIRE. **\$1.00 / SET**

4 CONDUCTOR



\$1.50 PER SET

WEATHER-PROOF SOCKET AND CONNECTOR SET...

4PDT RELAY

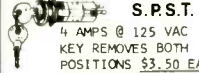


14 pin type
3 amp contacts
24 volt d.c. or 120 volt a.c. coil
Used but fully tested

\$1.70 EACH

specify coil voltage
LARGE QUANTITIES AVAILABLE
SOCKETS FOR RELAY 50c each


KEY SWITCH



S.P.S.T.
4 AMPS @ 125 VAC
KEY REMOVES BOTH POSITIONS **\$3.50 EA**

4 POSITION 4 AMPS
USED FOR CASH REGISTERS @ 125 VAC

MULTI-SWITCH 8 STATION



INTERLOCKING ASSEMBLY
4-D.P.D.T./1/4-4.P.D.T.
6 1/2" MOUNTING CENTERS
\$3.00 PER ASSEMBLY

EDGE CONNECTOR

ALL ARE .156" SPACING

15/30 GOLD
SOLDER EYELET **\$2.00 EACH**

18/36 GOLD
SOLDER EYELET **\$2.00 EACH**

22/44 GOLD
SOLDERTAIL (P.C. STYLE) **\$2.50 EA** 10 FOR **\$22.50**

22/44 TIN
SOLDERTAIL (P.C. STYLE) **\$1.35 EA** 10 FOR **\$12.50**

42/84 GOLD
SOLDER EYELET **\$4.00 EACH**

6 VDC RELAY




MINIATURE
D.P.D.T.
3 AMP CONTACTS
FUJITSU # FBR321D006
\$1.75 EA 10 / **16.00**

4 POSITION 4 AMPS
USED FOR CASH REGISTERS @ 125 VAC


COMES WITH THREE KEYS
#1 OPERATES 2 POSITIONS
#2 OPERATES 3 POSITIONS
#3 OPERATES 4 POSITIONS
KEY REMOVES ONE POSITION ONLY **\$4.50 EACH**

5 STATION



INTERLOCKING ASSEMBLY
3-4.P.D.T./1/2-D.P.D.T.
4 1/8" MOUNTING CENTERS
\$2.50 PER ASSEMBLY

2 CHANNEL LIGHT ORGAN




EASILY HOOKS INTO STEREO SPEAKERS AND ALLOWS 110 V.A.C. LIGHTS TO DANCE WITH MUSIC. **\$6.50 PER UNIT**

STRING OF 20 LIGHTS TO CONNECT TO EITHER CHANNEL-- **\$1.75 FOR LIGHTS**

ORGAN WILL ACCEPT TWO LIGHT STRINGS

3 STATION



NON-INTERLOCKING
2-D.P.D.T./1-4.P.D.T.
PUSH ON/PUSH OFF STYLE
2 1/2" MOUNTING CENTERS
\$1.50 PER ASSEMBLY

L-PAD



STANDARD 8 OHM
50 DB L-PAD... **\$1.50 EACH**

MICROWAVE TRANSISTORS


8' LINE CORD



SUT M/E
18 - 3
ROUND GRAY
\$2.00 EACH 10 FOR **\$18.50**

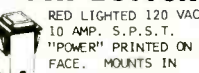
N.P.N. SILICON
SPECIAL PRICE **\$2.50 EACH**

0-10 MINUTE TIMER



ADJ. TIMING MOTOR FROM 0 - 10 MIN.
RATED 10 AMPS.
125 VAC MOUNTS ON 1" CENTERS... **\$4.75 EACH**

LIGHTED PUSH BUTTON



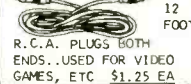
RED LIGHTED 120 VAC
10 AMP. S.P.S.T.
"POWER" PRINTED ON FACE. MOUNTS IN 7/8" SQUARE HOLE... **\$1.50 EA** 10/ **\$13.50**

CANNON XLRA-3-13 CONNECTOR




3 PRONG CHASSIS MOUNT CONNECTOR
\$2.00 EACH
10 for **\$19.00**

75 ohm CO-AX



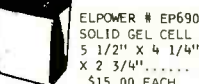
12 FOOT
R.C.A. PLUGS BOTH ENDS... USED FOR VIDEO GAMES, ETC **\$1.25 EA**

2" ALLIGATOR CLIPS



7 clips for **\$1.00**
100 clips for **\$12.00**
500 clips for **\$50.00**

6volt 9amp/hr RECHARGEABLE



ELPOWER # EP690
SOLID GEL CELL
5 1/2" X 4 1/4" X 2 3/4"..... **\$15.00 EACH**

2 Mhz CRYSTAL



CASE STYLE HC33/U **\$3.50 EACH**

MANUFACTURERS - WE WILL PURCHASE YOUR EXCESS INVENTORY (213)380-8000

ALL ELECTRONICS CORP.

905 S. Vermont Ave.
P.O. BOX 20406
Los Angeles, Calif. 90006
TOLL FREE ORDER NO. **800-826-5432**
AK-HI-CA (213)380-8000
Mon. - Fri. Saturday
9 AM - 5 PM 10 AM - 3 PM

TERMS

- Quantities Limited
- Min Order \$10.00
- Add \$ 2.50 Shipping USA
- Calif. Res. Add 6%
- Prompt Shipping
- NO COD!

COMPUTER BITS

A First Look at Zenith's Z-100

By Les Solomon

IF you've been waiting for the new Zenith microcomputer, it's here, and we have had a chance to see it and even put in some "hands-on" time. The Z-100 is a powerful new desktop microcomputer employing an 8085/8088 single-board computer operating at 5 MHz. It has 128K of RAM (expandable to 192K) on the main board, an integrated 5-slot S-100 motherboard, two synchronous/asynchronous serial I/O ports, an 8-bit parallel port, RGB color interface, light-pen interface, and an 8035 μ P controlled keyboard.

Unlike the CompuPro system, the Z-100 is an integrated desktop unit available in two configurations: the ZF-110-21 low-profile model includes an RGB color-display controller that generates 225 raster lines and a 640 by 500 dot resolution with 8 colors; the Model ZF-120-21 is an all-in-one computer with integrated 12" green phosphor display and built-in support for an outboard color display by adding memory, for red and blue color generation, to the display controller.

A notable design technique used is evident in the method of character generation. Rather than employing character set ROMs, the Z-100 treats the screen in the graphics mode. Therefore, even alphanumeric characters are addressed dot-by-dot, with look-up tables in the system ROM. This, asserts product-line manager Barry Watzman, provides an additional level of flexibility to the OEM who wants to create specialized characters either by providing ROMs or using downloadable character definitions.

The basic systems, including the single-board dual processor with 128K of RAM, 5 expansion slots, CRT controller (an integrated display for the Model ZF-120-21), dual 48-tpi Tandon disk drives, full-size keyboard, light-pen connector, disk controller capable of supporting a total of 8 drives (four 5¼" and four 8") are expected to be priced well under \$5000. Full production is due by 1983.

Super Software. The Z-100 series comes with CP/M-85 and MS-DOS, the same operating system used on the IBM PC. The 8-bit CP/M-85 is an optimized version that takes advantage of the

unique attributes of the system. For example, the throughput of the system is several times greater than standard CP/M and takes advantage of the "goodness" of the hardware design.

Moreover, the 8-bit O/S allows the use of any number of CP/M packages currently available. Zenith is planning to offer Supercalc and Wordstar and, possibly later, some graphics software for the 16-bit processor.


We specifically like the implementation of Microsoft BASIC. This version of BASIC uses MS-DOS and has built-in graphics primitives to take advantage of the powerful bit-mapped screen. You can, for example, perform area fills, paint objects, and even perform rotations. Zenith has allowed 64K for the screen, which means that you can create foreground and background planes. Although we didn't perform the function, it appears from the unique screen handling capabilities that you can move objects over and through existing objects in a manner similar to that on much more expensive dedicated graphics terminals.

What surprised us about the software systems introduced was the absence of a multiuser/multitasking operating system such as MP/M either for the 8- or 16-bit environment. Currently, Zenith has no plans to make such an offering; but it fully expects dealers and OEMs to add this feature.

Even though we could understand Zenith's strategy in offering a one-machine/one-user system, we felt that ignoring the aspect of multiple use was a bit short-sighted. We would have liked to have seen, as a possibility, the use of concurrent CP/M and MP/M-86, along with networking capabilities. It appears that the system would be almost an ideal node in a Corus Omninet environment. When asked about this, Zenith elected to defer it to a later time, when they may have an answer.

Already, though, speculation is running high that Zenith's solution may be an implementation of Microsoft's Xenix, a UNIX look-alike. Sources close to Microsoft indicated that discussions between the two companies have been taking place. What appears to be in the near future, though, is an implementation of MP/M by independent dealers who will probably offer an Omninet or similar network interface.

Interestingly, the drives chosen for the Z-100 are 48-tpi Tandon 5¼" floppies rather than 96 tpi. We questioned Mr. Watzman about this and he contended that they felt a conservative approach was required at this time simply because 96-tpi drives haven't really proven themselves. Moreover, there appears to be



Zenith's Z-100 desktop microcomputer system.

some question of data interchange on the devices with higher track densities.

One aspect of the system that we like was the inclusion of the disk controller. It supports up to four 5¼" and four 8" floppies. The drives can be single-sided single-density, double-sided double-density, or any combination that suits your requirements.

In addition, you can add a Winchester drive and controller without disturbing the operation of the system. Zenith plans to offer a Winchester drive shortly.

About the Light Pen. A part of the basic architecture of the Z-100 system is a light-pen port. Although the capability exists, Zenith elected not to provide software support for it at this time. The reasoning was partly based on the unavailability of a reliable low-cost light pen. However, this situation may be solved as early as January, according to Zenith officials.

In general, we found the Z-100 desktop systems to be high-performance units with a great deal of expansion capability. We liked the attention paid to detail in the layout of the units and the solid switching power supply. To our knowledge, this is the only system that provides a supply that delivers 2 A to each S-100 bus slot and has full margining for brownout protection.

Those of you who enjoy kit building will be glad to know that the Heathkit side of Zenith will be offering the computers in kit form later this year. But don't plan on building the CPU board! It's a four-layer board and is extremely complicated. What you will get to build is the disk controller, video board, and parts of the enclosure. In general, the kit will be very similar to the popular WH-89.

To further enhance the system, a great deal of care has been taken in the preparation of the support manuals. Unlike the 89 manuals that had many shortcomings and mistakes, the Z-100 manuals are designed with the novice user in mind, but they contain enough technical details for the experienced user also.

Zenith has taken a similar approach to the software manuals. They have carefully documented all the important functions of a package and lead you into the operation in a carefully controlled manner in order that you can become familiar with the machine quickly.

The Z-100 series isn't going to be limited to the models discussed here but will grow to meet specific data processing requirements. Even though Zenith officials were not willing to discuss future plans, they did hint that we could probably look forward to the use of the ZT-1 communications terminals (with some unique enhancements) as part of the Z-100 series. ◇

free

HEATHKIT CATALOG

Discover the newest in electronics for your home and business...

- Computer hardware and software • Earth Station
- Self-study educational courses • Precision test instruments
- Computerized weather instruments • Complete Solar Hot Water Systems
- Automotive and home energy savers • Color TVs and video accessories
- Fine stereo high-fidelity components • Amateur radio gear

...all in easy-to-build, money-saving kits.



Send for the all-new, free Heathkit Catalog today!

104 pages describe over 400 exciting kits for your electronics hobby.

If coupon is missing, write Heath Company, Department 010-932 Benton Harbor, MI 49022

Please send my free Heathkit Catalog. I am not currently receiving one.

Mail to: **Heath Co., Dept. 010-932
Benton Harbor, MI 49022**

free

Name _____

Address _____

City _____ State _____

CL-754 Zip _____

CIRCLE NO. 23 ON FREE INFORMATION CARD

WILL SOMEONE PLEASE TELL

ACCOUNTING

Account Keeper
Accounting Plus II
Accounting Plus II Biz Package
Accounts Receivable
Accounts Receivable Balance Forward
Accounts Receivable/Sales Analysis
ACS Basic Accounting System
AMI Client Write-Up
Asset Record System
B/F Accounts Receivable System
Billings Management
Bookkeeper II General Ledger
Bookkeeper II-Depreciation
BPI General Ledger
Business Accounting
Business Check Register and Budget
Business Control System
C PA
Client Accounting System
Construction Accounting
CPA Client Write-Up
Datawrite Client Write-Up System
Delivery Service Automation
Depreciation Calculations and Reports
Executive Accounting System
Financial and Management Accounting
Financial Partner
Fixed Asset Accounting
Fixed Asset Depreciation
Fixed Assets/Depreciation Schedules
Fund Accounting System
General Accounting
General Accounting Package
General Ledger
Glector
Insoft Accountant System
Integrated Accounting System
IRAP
Ledger System Business Module
Management - Financial Reporting
MAXILEDGER
Microaccountant Accounting System
MICROLEDGER
MJA Multi-Journal Accounting
Nominal Ledger
One-Type Accounting System I
One-Type Payroll and Accounting
Paysystem Accountant
Peachtree General Ledger
SBCS General Ledger
SNIP - Integrated Accounting
TCS Accounting
TCS Client Ledger
TCS General Ledger
TCS Total Ledger
The Accountant Finance Data Base
The Bookkeeper System
The Boss Financial Accounting
The Business Bookkeeping System
The Controller
The Depreciation Planner
The Software Fitness Program

AGRICULTURE

Adjusted Weaning Weights
BEEFUP-Herd Management
Performance
Cattle Feeding Economics
Corn Harvest Losses
Corn vs. an Alternate Crop
Cow-Calf Profitability
Crop Yields
Economics of Corn Production
Farm Management
Farrow-To-Finish Swine Production
Feeder Pig Production
Fertilizer Formulation
Field Population
Field Size
Finishing Feeder Pigs
Job Cost (Crop Cost)
Least Cost Fertilizer Application
Liming Soil
Liquid Manure and Fertilizer
Net Energy for Feedlot Cattle
PEDIGREE-5 Generation Annotated
Pedigree
Protein Balancing for Feedlot Cattle
SBCS Agri-Ledger
Selling Wet Corn vs. Dry
Sheep Production Economics
Soil Erosion
Soybean Harvest Losses
Swine Ration Analysis
Swine Ration Formulation

APPLICATION PROGRAM DEVELOPMENT AIDS

A-FORTH
ABT Pascal Tools
APEX-6502 Assembly Language
Apple-80 Disassembler
Assembly Language Development System
AUDEX-Audio Programming Aid
CBASIC Program Maintenance Utilities
CINDEX
Cosapple 1802 Disassembler
CRTHORM Programmer Productivity
Diagnostics II

DISTEL-Disk Based Disassembler
Executive Planning System
Floating Point Dictionary
Forms 2
Key Perfect-Checksum Table Generator
Linkdisk-Disk Utility for Apple Pascal
Linkvideo-Screen Utility
Lower Case Character Generator
MULTISYMULTAR-80
OGI-Forth-Implementation of FIG-Forth
Pascal Programmer
Pascal Level 1
Pearl III-Rapid Logic Generator
Personal Programmer
Prism/Ads Data Base Generator
Program Development System I
Program Writer for Non-Programmers
Programming Aids 3 3
Quic-N-Easy Application Development
RAD-Real Time Assembly Debugger
Scientific Data Base
SID-Symbolic Instruction Debugger
Strok Pilot-Menu Generator
STRING-80
STRING-BIT
Systems Analyst
Teacher Plus Teaching & Reference Pkg
The BASIC Teacher
The Last One-Program Generator Pkg
The Toolbox Programming Utilities
Tiny-C-Interactive Programming
UCSD Pascal
Unlock Development Tool
V-COM Disassembler Package
Z8000 Cross Assembler

BUSINESS MANAGEMENT TOOLS

Analyst-Business Productivity
Apple Sack General Business Program
Bookkeeper II-Sales Analysis
Business Pac 100
Business Planner
Creative Financial Package
Desktop/Plan
Exeplan Planning & Forecast
Financial Modeling System
Financial Planning Series
Financial Planning/Analysis
Finplan/Financial Planning
FIN2020 Financial Planner
FPI - Financial Planning Language
Magic Worksheet
Magical-Forecasting Package
Micro-DSS/Finance
Microfinance-Financial Modeling
Milestone-Critical Path Network Analysis
Optimiser
PFS-Personal Filing System
Personal Report System
Plan 80-Financial Planning & Analysis
Project Boss-Mgr's Cost Control System
Project Planning and Budgeting
Retail Purchasing & Pricing
Salary Planner
Senior Analyst
Supercalc-Electronic Spread Sheet
Support Pkg for Real Estate Mgmt
T/Maker II-Visual Calculating Tool
The Analyzer
The Budget Planner
Universal Business Machine Planning
& Forecasting
VisiCalc III
VisiCalc Real Estate Template

CAPITAL PROJECTS PLANNING & CONTROL

Angle Project Scheduling
APM-Project Management System
Jobtrak-Project Tracking
Milestone Project Management
Project Management System
Project Planning

COMMUNICATIONS

Apple Access III
BISYNC-80
BSTAM
Class Data Recorder
CM-900 Burroughs Network Services
Communications Program
Crosstalk Smart Terminal/File Transfer
Data Capture 4.0
Data Transporter Package
DataLink
DTS-3-Serial Data Transfer
Electronic Mail
IBM-CP/M Allows Transfer of Data
IE/Modem
Intercom Communications
METTY-Intelligent Terminal Package
Micro-Courier
Micro-Telegram
Microlink-80-File Transfer Program
Reformatter-CP/M IBM Data Transfer
Remote Console Program
Smarterm-CP/M Terminal Program
Term II-Computer Intercommunications
Term Intercommunications Package
TTY-Communications With Other Computers
U-Net-Shared Resources Network

Ultimate Transfer
Visiterm-Communications Program
VT-100 Emulator
Western Union Interface

DATA MANAGEMENT

ANALYST
CBS-Configurable Business System
CCA Data Mgt System
CM 2020 Configurable Manager
Condor Series 20
Data Management Program
Data Manager
Data Master
Data-View Electronic Filing Cabinet
Database II
Database Management
DataFax
Dataflow-Info Processing
Datastar
Datastore
DataTree
Disk-Edit-Screen Oriented Disk Editor
DMS-Data Mgmt System
FABS II-Rapid Keyed Access
Fast Entry for Tabs Business Modules
FINDAFYL-Reference Retrieval System
FMS 80-Data Base Management System
General Database
HDBS-Hierarchical Data Base
IFO Database Manager
Information File Organizer
Information Master-Data Mgmt System
KTD5-Key to Disk, Data Entry
Linkindex-Pascal Utility
MAG/ Base-Data Base Management
Manager-Relational Data Base
MDBS DRS-Micro Database Mgt System
MUMPS-Language for CP/M Database
Optimum Data Mgmt Program
PRISM/IMS-Information Mgt System
RADAR-Random Access Data Acquisition
Reprogrammable Data Base
Scientist-Data Base & Statistical Pkg
Selector III-Data Base Processor
Selector IV-Data Base Mgt
Selector V-Data Base Mgt
Selector V-Data Base Mgt
STATPRD-Integrated Database System
Stoneware Utility Package
Super Kram II - Multi-Keyed
Random Access
The Reprogrammable Data Base Program
VisiDev-Data Base Mgt System
VisiFile-Data Base Mgt Package
Whatst?-Conversational Query/ Retrieval

DATA SECURITY SYSTEMS

Absolute Security
Encode/Decode Security System

DISTRIBUTION

ABT Retail Manager
Beer Distributor Management
Inventory Order Entry Invoicing
Oil Jobber Management System
Order Entry and Inventory Control
The Store Manager
Wholesale/Retail Distribution System

EDUCATION - BUSINESS

Accounting Tutor
Comparative Buying
Income Meets Expenses
Interactive Typing Tutor
Job Readiness-Assessment & Development
Moneygame-Typing Instruction
Master Mgt Assessment
Typing
Typing Tutor
You Can Bank On It-Bank Concepts

EDUCATION - CHEM/PHYSICS

Acid-Based Chemistry
Atomic Structure
Chem Lab Simulation
Chemical Equilibrium
Chemistry With A Computer
Fundamental Skills for General Chemistry
High School Chemistry
High School/Jr College CA 1 Biology
High School/Jr College CA 1 Physics
Organic Nomenclature
Physics

EDUCATION - ENGLISH

A Barch of Endings
Agreement of Pronoun/Antecedent
Alphabetize
Capitalization
Catalog Cards
Commas
Compu-Read
Compu-Spell
Coordination
End Marks
Excess Words
Faulty Coordination
Hearing the Homonyms
Irregular Verbs

Is It "ie or ei?"
Language Drill
Locate Books on the Shelf
Magic Spells
Misplaced Modifiers
Parallel Structure
Possessing the Possessives
Prefixes & Suffixes
Quotations
Reading Level
Readings In Literature
Run On Sentences
Scramble
Sentence Diagramming
Sentence Fragments
Speedreader
Spell-N-Time
Spelling Bee with Reading Primer
Spelling Those Plurals
Still More Nasty Demons
Subject/Verb Agreement
Subordination
The End of the Endings
Those Nasty Demons
Understand the Card Catalog
Understand the Title Page
Use an Index
Use the Table of Contents
Using Adjectives/Adverbs Correctly
Word Scrambler & Super Speller

EDUCATION - MATH

Addition & Subtraction
Algebra I
Basic Math Skills
Compu Math
Compu Math Arithmetic Skills
Compu-Math Decimals
Compu-Math Fractions
Counting Bee
Decimal Estimation
Division Drill
Drill II
Elementary Math
Fractions
Geometry
Geometry and Measurement Drill
Lessons in Algebra
Matching and Using Numbers
Matching Geometric Figures
Math-Addition & Subtraction
Matrix Mathematics Package
Measurements
Multiplication & Division
Mumath-PO Symbolic Math
New Subtraction
Numerical Analysis Mathematics
Problem Solving
Problem Solving in Everyday Math
Sign Drill/Typing
Statistical Analysis I Mathematics
Statistics 3.0
Typing Fractions

EDUCATION - MISC

ZES Courseware
American History Through
Biographies
American Indians
Anonyms
Apple Sack 2 Home Education
Approximate Measure
Astronomy I & II
Concentration-Taxing
Counting Calories
Early Civilization
Educational Package
Educator's Disk
Family Fun
Farm and Farm Products
Hi-Res Life
History
Home Safe Home
Insects
Light Pen Quiz
Literature
Beer Run
Best of Muse
Biorhythms
Blackjack
Both Barrels
Money
Moptown
Mother Goose Rhymes
Music/Art
Our Bodies
Poison Proof Your Home
Questions & Answers in Biology
Questions & Answers in History
Quizart
Reverse/Sampling
School Days
Sentence Beginning
Shore Features
Sound
Supermap
Synonyms
Systems of the Body
Teacher Create Series
Teacher Plus
Telling Time
The Basic Teacher Pac
The Earth and It's Composition
The Professional-Teaching Program

The Solar System
Transportation History
Typing
United States
Visual Perception Tests
Weather Fronts
Work Relationships
World Desert Regions
World Polar Regions

FINANCE-INVESTMENT & PORTFOLIO ANALYSIS

Analysis I-Stock Trend Data Analysis
Commoapk System
Compu-Trac
Computer File Reader
Dow Jones News & Quotes Reporter
Dow Jones Portfolio Evaluator
Dowlog-MC
Electronic Stock Package
Engineer's System For Trading
Forecast I
Forecast II
Fotofolio-Visual Display w/Statistics
Gann's Square of Nine Analysis
Intelligent Investor
Investment Analysis
Market Charter-Technical Analysis
Moneybee-Investment Analyst
Options 80-Stock Options Analyzer
Portfolio Master
Quotechatter
Quoteprocessor
Ratorn-Investment Analysis
Stock and Options Analysis
Stock Forecasting
Stock Market Management
Stock Market Utility
Stock Option Analysis
Stock Tracker
Stock Valuation Program
Stocksheets
Strategy M-Monitor Price Change
Dynamics
The Clover Method Trading System
The Stock Portfolio Program
Tickertec-Tickertape Program
Wilers 6 Systems Analysis

FOREIGN LANGUAGES

Chinese Lessons
Foreign Words and Phrases
Greek Roots and Prefixes
Japanese Lessons
Latin Roots and Prefixes
The French Hangman
The Russian Disk
The Spanish Hangman

GAMES

Adventures
Alien Rain
Alien Typhoon
Almanac - The Time Machine
Analiza
Animal
Anti-Ballistic Missile
Apple Adventure
Apple Bowl
Apple Fun
Apple Panic
Apple Sack 3 - Adventure Pak
Apple Sack 7 - Space Sack
Apple Sack 8 - Game Sack
Apple Sack 9 - Base Star
Apple Stellar Invaders
Apple-oids
Asteron
Astro-Scope
Astrology
Autobahn
Backgammon 20
Battle of Midway
Beer Run
Best of Muse
Biorhythms
Blackjack
Both Barrels
Brands
Bridge 2.0
Bridge Tutor
Bubbles, Planetsoids and Burnout
Cartels and Cutthroats
Castle Wolfenstein
Chambers of Xenobia
Chebychev I
Chebychev 2
Chronicles of Osgrath
Civil War
Compu-Math Arithmetic
Compu-Math Decimals
Compu-Math Fractions
Computer Air Combat
Computer Baseball
Computer Bismark
Computer Conflict
Computer Napoleomics
Computer Quarterback
Cops and Robbers
Cosmo Mission
County Carnival
Cyber Strike
Disk Talker
Dr. Chips
Dragon Fire
Dungeon
Executive Fitness
Falcons
Fantasyland 2041
Fastgammon
Flight Simulator
Galactic Attack
Galactic Wars
Galaxy Wars
Games People Play
Gamma Goblins
Gobbler
Golf/Cross-Out
Gorgon
Hamurabi
Head On Game
Hellfire Warrior
Hi-Res Football
Hi-Res Soccer
In The Army Now
Into Ships
Jet Fighter Pilot
Klondike 2000
Lost By Ship
Mastermind
Meteoroids in Space
Micro Ohello
Mimic
Mind Games Packag
Mission Asteroids
Mystery House
Need an Analyst
Nomnoes Jigsaw
Oil Tycoon
Olympic Decathlon
Operation Apocalyp
Orbitron
Outpost
Paddle Fun
Pegasus II
Perception 3.0
Phantoms Five
Planetoids
Plot 3D
Rokeno
Raker Slot Machine
Pool 1 5
Pot 'O Gold I
Pot 'O Gold II
President Elect
Pro Football
Pro Picks
Project Omega
Pulsar II
Race For Midnight
Raster Blaster
Red Baron
Rendezvous
Robot Wars
Sahara Warriors
Sargon II (Chess)
Satellite Trak
Shell Games
Shuffleboard
Skybombers
Skybombers II
Sneakers
Snuggle
Soft Porn
Softside Publications
Space Eggs
Space Warrior
Spellguard
Spelling Bee
Star Cruiser
Star Dance
Star Thief
Startraders
Startrek
Stock
Sub Attack
Tawala's Last Redo
Teacher's Pet
Temple of Asphal
Terrorist
Tetrad
The Strip
The Asteroid Field
The Great Escape
The Horse Selector I
The Prisoner
The Scorekeeper
The Shattered Allian
The Warp Factor
Three Mile Island
Torpedo Fire
Ultima
Voyage of the Valkyri
War and Games
War Games
Warp Factor
Watch Your Moves
Win at the Races
World's Greatest
Blackjack
Wumpus
Xplode

ME WHAT AN APPLE CAN DO?

GRAPHICS/COMPUTER-AIDED DESIGN

3-D Surface Plotter Package
 AZ-3D1 Graphics Family
 ABT Barward Software
 Action Sounds & Hi-Res Scrolling
 Apple Plot
 AppleGraphics II
 Artist Designer
 Bar Chart (Histogram) Graphics
 Business Graphics III
 Circuit Designer Graphics
 Circuit Simulator
 Creativity Tool Box
 CURVIT
 Data Plot
 E-Z DRAW
 FLDZINE
 Graforth - Development Tool
 Graph-Fit
 Graph-Pak
 GRAPHPOWER
 Hi-Res Secrets
 Line Graphics
 MC Painting
 ORIFICE
 Pascal Animation Tools
 Pascal Graphics Editor
 Perspective Plot - 3-D Graphics
 PGE - Graphics Editing Package
 PILOT Animation Toolkit
 Polar Coordinate Plot
 RCL Real Time Graphic System
 Screen Director
 Shape Table Generator
 Stats-graph
 Super Shape Draw & Animate
 Tables Graphics
 The Coloring Board Program
 The Designer
 Topographic Mapping
 Ultra Plot
 Utopia Graphics Tablet System
 VACUESL - Vacuum Vessel Design
 VESDZINE - Design of Vessels
 VISITREND/VISIPLOT
 XY Vector Plot Package

HOME MANAGEMENT

Address File
 Auto Records
 Checkbook Balancing
 Checking Account Management
 Chequemate
 Diet Analysis
 Financial Analyzer
 Five Minute Financial Check-Up
 Grocery List
 Home Finance
 Home Inventory File
 Home Money Minder
 Home Purchase Analysis
 Magazine File
 Mortgage Analysis
 Personal Accounting System I
 Personal Expense Record
 Personal Finance Manager
 Personal Financial Planning
 Programmed Exercise
 The Personal Check Manager

INCOME TAX

Dow Jones Portfolio Evaluator
 Individual Tax Planner
 Micro-Tax Individual Tax Package
 Micro-Tax Integrated State Income Tax
 Micro-Tax Partnership Package
 SHORITAX - Tax Planning Package
 Tax Planner
 Tax Preparer
 TRPS - Tax Return Preparation System

INVENTORY CONTROL

ARM-1000 - Rental Business
 Basic Business Inventory
 Bill of Materials
 BPI Inventory Control
 Inventory Inventory System
 Inventory Accounting
 Inventory Control
 Inventory Management
 Inventory Management for Stock Control
 Inventory Pac
 Inventory System Business Module
 Manufacturing Inventory Control
 MATSTAT-Materials Tracking
 Order Entry/Inventory Control
 Peachtree Inventory System
 Point-Of-Sale Retail System
 Property Manager for Moveable Equipment
 Retail Inventory
 Regis Stock Control for Components
 Stock Control
 Stock Recording
 Stockfile Inventory System

Stockroom Inventory and Purchasing
 Structured Systems Inventory Control
 TCS Inventory Management
 The Order Scheduler

JOB & CONTRACT COST ACCOUNTING

Billflow
 Bookkeeper II-Job Costing
 BPI Job Costing
 Contract Billing
 Contractor Job Cost
 Cost Accounting
 Job Accounting System
 Job Control System
 Job Cost Accounting
 Project Cost Accounting for Architects
 Project Cost Accounting for Engineers
 The Software Fitness Job Cost Analyst
 Time Recording/Job Cost Analyst
 Timerec-Transaction Carry Forward

MAILING LIST & LABEL PROCESSING

Address Book Mailing List
 Apple III Mail List Manager
 Apple Mail Sack
 Apple Post
 Benchmark Mail List
 Commercial Mailer
 Mail List
 Mail80 Mailing List Software
 MAILER-Name & Address Management System
 Mailing Address
 Mailing List Package
 Mailing System
 MAILMERGE
 MAILPRO
 Mailroom-Mailing List Management
 Master Mailing List
 NAD-Name & Address Selection System
 Name And Address
 Postmaster-Mail Management
 Professional Mailout
 School Mailer
 Small Business Mailing & Filing
 Super-M-List Mailing List Program
 Ultra Plot/Mailing & Filing System I

MARKETING/SALES ANALYSIS

EASYTRAK-Salesmen Monitoring Package
 Marketing Systems - Proposal Developer
 Office and Agent Productivity Package
 Sales Analysis
 Sales Pro Prospect Mgr Package
 Sales Tracker
 SALESLOG - Sales Mgr Program
 SNAP - Questionnaire Design and Printing
 TCD Life Insurance Computer System

MISCELLANEOUS

BILL - Building Energy Use
 Circuit Analysis
 Hand Holding BASIC
 Insulate
 Mint-Warehouse System
 Stepwise Multiple Regression

MUSIC

Alpha Syntrax Music Synthesizer
 Apple Music Theory
 Apple Sack Music & Graphics
 Applodion Music Synthesis System
 Music System
 Musicom
 The Electric Duet

ORDER ENTRY/ACCOUNTS RECEIVABLE

BPI Accounts Receivable Program
 Cash Receipts System
 Company Sales
 Invoice Compiler
 Invoicing
 Membership Billing
 MICROREC
 Multi-Property Accounts Receivable
 Open Item Accounts Receivable
 Order Entry
 Order Entry and Billing
 Order Entry and Invoicing

Order Tracking System
 Peachtree Accounts Receivable
 Peachtree Sales Invoicing
 Progressive Billing
 Purchase Order System
 Receivables System Business Module
 Receiver
 Sales Invoicing
 Sales Ledger
 Sales Order Processing
 Software Fitness Program - A/R System
 Structured Systems Accounts Receivable
 T-SOP Sales Order Processing
 TCS Accounts Receivable Package
 TCS Total Receivables
 The Biller

PAYROLL PROCESSING

Advanced Payroll Package
 After-The-Fact-Payroll - updates records
 Apple Payroll System
 Bookkeeper II-Payroll
 BPI Payroll
 Business Basic Payroll System
 Contractor Payroll
 Jobcost Payroll
 Micropayroll
 Passive Payroll
 Paymaster
 Paymaster-Payroll System
 Payrecord I
 Payroll
 Payroll Accounting Package
 Payroll Assistant
 Payroll I
 PeachPay
 Piece Rate Payroll System
 Post Facto Payroll
 Print/Paycheck Accounting System
 Run Time Payroll Program
 Sheltered Workshop Reporting
 Structured Systems Group Payroll
 TCS Payroll Package
 TCS Total Payroll
 Variable Worker's Compensation
 WH-347-Accessory program for Jobcost

PERSONNEL MANAGEMENT

AMI Post-Facto Payroll
 MICROPSERS - Payroll & Personnel Mgmt
 Personnel Data Recorder
 Personnel Office - Federal Compliance
 Personnel Record
 Personnel Record/Employee Records System

PROFESSIONAL OFFICE SYSTEMS

AMI Omegabyte Time & Billing
 BETA - Stand Alone Time & Billing System
 Billkeeper - Professional Billing
 Client Billing System
 Client Record/Bill Preparation
 Darlaw System 3-Law Office Mgmt
 Data Time
 Dental 80A-Dental Acting & Billing
 Dental Billing Package
 Dental Office Management
 Dentalease
 Dentistaid - Dentist Office Management
 Invsy (Insurance System)
 Legal Billing & Timekeeping System
 Legal Clerk - Office Management System
 Legal Time Accounting System
 Medicaid Day Treatment
 Medical Accounting and Billing
 Medical Clinic
 Medical II - Office Mgmt System
 Medical Office Management
 Medical Secretary
 Medical/Dental Management System
 Medical/Manager
 MedicalEase
 MedPak
 Medpays - Billing & Insurance Forms
 PAS - 3-Parent Billing & Accus Receivable
 Patient Accounting System
 PIP-Payroll/Invoicing Program
 Professional Office Management
 Professional Time & Billing
 PTA - Professional Time Accounting Pkg
 Series 8000 Dental Mgmt

Series 8000 Medical Mgmt
 Series 9000 Family Dental Management
 The Patient Scheduler
 Timeclock
 Timemaster - Time Accounting
 Timesaver Client Billing System

PROGRAMMING LANGUAGES

Ada Compiler
 APL/V80 Language
 Apple III Business Basic
 Apple III Pascal
 Apple FORTRAN
 Apple Logo
 Apple PILOT
 ASM 65-Assembler
 BASIC A+ - Extended Business Basic
 BASIC Compiler
 BASIC-80
 BASIC/Z - Native Code Compiler
 BD Software C Compiler
 C Compiler
 CBASIC 2 Compiler
 CIS COBOL
 COBOL 80
 Cos Assembler
 Cos COBOL
 Focal 65-High Level Programming
 Forth 86
 Forth-Language Compiler
 FORTRAN 80
 FORTRAN IV
 Hand Holding BASIC
 KBASIC - Microsoft Disk Extended BASIC
 Language System with Apple Pascal
 LISP-80 Compiler
 MAC 8080 Macro Assembler
 MULISP Compiler
 MULISP/MUSTAR 80
 muMath/muSimp 80-High Level Programming
 Nevada COBOL Compiler
 Pascal Compiler
 Pascal/M86
 Pascal/MY-4-With SMP-ISO Standard
 PL/I-80-Programming Language
 RATFOR - FORTRAN Language
 S-BASIC
 SSS FORTRAN Compiler
 Softtronics
 Stiff Upper Lisp
 TCL Disk BASIC Interpreter
 TCL-Pascal
 TEC 65-Editing Language
 Tiny BASIC High-Level Language
 Tiny C
 Tiny Pascal
 Tiny-C-Two Compiler
 Transforth II
 UCSD Pascal
 Whiresmith's Compiler
 XPLO-Structured Language
 XY BASIC Interactive Process Control

PROGRAMMING UTILITIES

Apple Sak 4 - Utility Package
 Basic Utility Disk
 Disk Utilities 3
 Disk Utility Package
 Disk-o-Tape-Pascal
 DOS Tool Kit
 File Maintenance Package
 MAG/Sam Keyed File Mgmt System
 MAG/Sort-Record Sort
 Masterdisk-disk Sector Editor
 MSORT - for COBOL 80
 Pascal Utility Library
 Pascal - Sort Program
 PSORT - Pascal File Sorting
 QSORT - Sort/Merge Program
 SORT/B - Hybrid Sort
 Supersort
 Ultrasort

PURCHASING/ACCOUNTS PAYABLE

Accounting Payable
 Accounts Payable Business Module
 Accounts Payable/Purchase Order
 Bookkeeper II - Accounts Payable
 Cash Disbursements Posting System
 Check Writer
 Company Purchases

Contractor Accounts Payable
 Disk-O-Check
 Micropay-Accounts Payable
 Print Check Accounting System
 Purchase Ledger
 Structured Systems Group Accs Payable
 T-POP - Purchase Order Processing

REAL ESTATE

American Software Property Management
 Apartment Building Investment Analysis
 Apartment Manager
 Commercial Property System
 Construction Cost/Profit Analysis
 Cornwall Apartment Management
 Income Property Analysis
 Listings
 Multi-Property Accounting System
 Office/Apartment Real Estate Management
 Property Analysis System
 Property Management
 Property Management System
 Property Mgmt - G/L Tenant and Expenses
 Real Estate Analysis Program
 Real Estate Analyzer
 Realty Package
 Rent vs Buy
 Rental Manager
 Residential Property Management
 Tax Deferred Exchange Model
 Tenant Processing Package
 The Landlord-Property Mgmt System
 VisiCalc Real Estate Templates

TIME MANAGEMENT & SCHEDULING

Agenda Files
 APM - Project Scheduling
 Appointment Calendar
 Color Calendar Package
 Datebook Appointment Calendar
 Datebook Time Management System
 GUARDIAN - Computerized Scheduling
 Office Manager - Staff Appointments
 Personal Datebook
 Professional Secretary
 PROSCHED - Project Schedule
 Time Manager

WORD PROCESSING

Apple World Oriented Text Editor
 Apple Writer II
 Apple Writer III
 Benchmark - Word Processing System
 Docwriter Text Processor
 Easywriter Word Processing
 EDITRIX 1.0 - Word Processing
 Form Letter Module
 Formulux - Business Form Design
 Goodspell
 Letter Master - Basic Word Processor
 Letterright Correspondence Processing
 Letterrite Word Processing System
 Magic Spell - 20,000 Word Dictionary
 Magic Wand - Phrase Insertion
 Magic Wand - Word Processor
 Magic Wand Word Processing System
 Magic Window Word Processor
 MAIL-MERGE-Wordstar Enhancement
 Manuscripter - Word Processor
 Master Text Processor
 Memorite III Word Processing
 Microspell Spelling Corrector
 PALANTIR - Word Processing and Accounting
 Personal Text Processing
 Report Writer - Word Processing
 Script III
 Secretary - Word Processing
 Spellbinder Word Processing
 Spellguard
 Super-Text Word Processing
 SuperText: II
 TEXTWRITER III - Text Formatting Program
 The Word Spelling Checker
 VTS-80 CPM Word Processing
 WordIndex
 WordMaster - Comprehensive Editor
 WordMaster Text Editor
 WordStar - Word Processing

With these and thousands of other ready-to-use programs to choose from, including the vast array of CP/M® software, you can do more things with an Apple® than any other computer you can buy. So over 1200 authorized Apple dealers have a question for you:  **apple** The personal computer. What do you want it to do?

Call 800-538-9696 for the location of the authorized Apple dealer nearest you, or for information regarding corporate purchases through our National Accounts Program. In California, (800) 662-9238. Or write: Apple Computer Inc., Advertising and Promotion Dept., 20525 Mariani Ave., Cupertino, CA 95014. Software products listings courtesy of SOFSEARCH™. Call 800-531-5955. (in Texas, call 512-340-8735) CP/M is a registered trademark of Digital Research, Inc. Apple is a registered trademark of Apple Computer Inc.

We've got it all together.



Weller



Weller



Xcelite



Wiss



Nicholson



Boker

Boker[®]
Crescent[®]
Lufkin[®]
Nicholson[®]
Plumb[®]
Weller[®], Wiss[®]
Xcelite[®]



Lufkin



Crescent



Plumb

Take a good look round this ad and you'll agree that "All together" is no exaggeration. Whether you're making or mending, cutting or joining, striking, measuring or stripping, there's a Cooper tool that's just right for the job. Don't take chances on tools. Specify Cooper and get 'em right the first time!



The Cooper Group PO Box 728 Apex NC 27502 USA Tel (919) 362-7510 Telex 579497

CooperTools

CIRCLE NO. 14 ON FREE INFORMATION CARD



By Larry Marks

How to Get a Professional Look From Your Video Tape Recordings

Follow the example of professionals who record special events in people's lives. Use professional equipment on your shoot and dupe the results to home ½-inch video cassettes. It's easier than you might think.

YOUR first step into the world of home video tape was probably to buy a Beta or VHS recorder. You taped your favorite programs—the Super Bowl, *Star Trek* reruns, motion pictures, and all the rest. And it was great fun to play them all back in sparkling color on your TV receiver!

Then you were ready to move on to bigger, more exciting projects. What about the possibility of taking your own video pictures? So you went out and got a modestly priced video camera. Again, it was fun to take the video tapes of your family and friends and play them back for everyone's enjoyment—with the picture and sound automatically synchronized. If you owned a portable recorder, you probably strapped it to your shoulder and moved out into the real world where marvelous things are happening all the time. What things? A sports event; your son

playing baseball; Jones Beach or Malibu, with snarling waves crashing against the rocks; or a picnic or other outdoor activity with friends. Capturing these video-with-sound moments on tape was rewarding, and rather easy to accomplish.

After a time, though, you became aware of the shortcomings in your video productions. As proud as you were, you knew they were rather amateurish. This fact generally didn't hit home until after a few showings when the novelty of seeing people you knew on the screen wore off. What about a more brilliant picture? What about editing? What about clean cuts without rolls and glitches? What about the repositioning of scenes or the elimination of erratic pans? What about wipes and dissolves and titles? What about a professional project?

You say, no, you've gone as far as you can; a person must realize his limitations. I say nay! You *can* execute an assignment with a professional look. If you feel adventurous and find the challenge irresistible, then the thrill of producing a broadcast-quality video story can be yours for as little as \$1000, though it could be more, depending on what you want to do. But \$1000 can include rental of all professional equipment for one day, including insurance and reasonably sophisticated editing—through to a 3/4" edit master and reduction to a 1/2" Beta or VHS dub for playback on your home video machine. It is also possible to shave a few hundred dollars by substituting an industrial camera for a broadcast camera. Both are professional; but, of course, the broadcast-type is superior.

Obviously, the expenditure of this amount of money should be reserved for recording only special occasions: a small wedding, golden anniversary, etc. The first step up to "pro" is the move from the 1/2" cassette format to the 3/4" cassette (called U-Matic). Not only is the video quality of 3/4" far superior, the editing technology is more sophisticated; in fact, creative possibilities are almost unlimited.

The equipment that I would suggest you get is generally referred to as the ENG (Electronic News Gathering) or the EFP (Electronic Field Production) package. Most TV news stores are recorded with this equipment. It consists of a portable broadcast-quality three-tube color video camera, a 3/4" U-Matic Porta-pak recorder, a tripod, microphones, lights, and appropriate accessories.

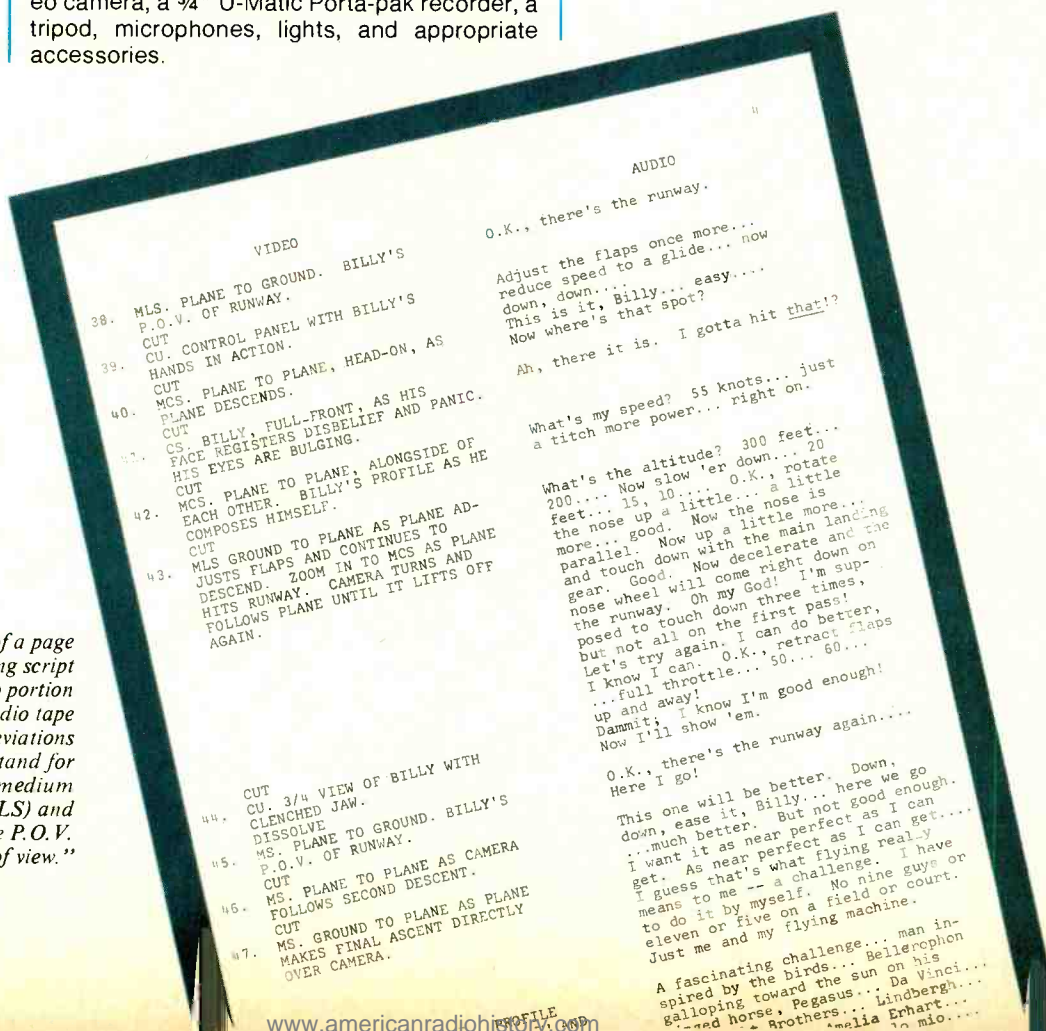
To find such equipment, it is necessary to ferret out a professional equipment rental house. They're not everywhere, but chances are there is at least one nearby. To find out, call a professional film or video tape production company, or perhaps your local television station. Once you have located a rental house, call and set up an appointment. This will give you an opportunity to see, price, and learn how to handle the equipment. Almost always there is someone on the staff of the rental house who is qualified and eager to explain in detail the function and operation of every item in the video package.

Be sure to check the condition of the equipment and the rental company's adherence to a high standard of maintenance. This is most vital to the project. After all, what good is recourse once you've arrived on location and all is ready for the shoot—except the equipment? The old adage, "A carpenter is only as good as his tools," applies here. Our rental price for the ENG package, which included a \$35,000 + video camera, was \$650. Most important, the equipment was kept in top condition by the rental house, G&R Video, New York City.

The Project

ONCE you've got your equipment, what are you going to do with it? Being surrounded by

At right is part of a page from the shooting script for "Solo." The audio portion was recorded on audio tape before the shoot. Abbreviations in the video column stand for such information as "medium long shot" (MLS) and "close up" (CU), while P.O.V. means "point of view."



THE ELECTRONIC WORLD

great technology is no better than sitting behind the wheel of a Ferrari . . . without gas. You need something to make the technology go. What you need is a video project. Doubtlessly, you've already reached down deep and tapped your own private well of creativity for this. I made my choice for this article and I will follow it through for you as an example of what can be done on a modest budget compared to what you'd have to pay for the services of a professional video crew.

Although I am not a pilot, I have logged close to a half-million miles as a sky traveller, island hopping the Caribbean in small single-engine props and spanning continents in 747s. Assignments have sent me north to the ice flows of the Arctic and southeast to the parched sands of the Sahara. Capturing images on film or tape . . . I love it . . . it's my flirtation with part of the sprawling universe.

I had a book of poetry published years ago. It was titled *With My Head in the Clouds*. All the poems were written while I was in flight. Not surprising, then, that the title of my video story is: *Solo*—a man's first flight alone. That, to me, is

one true measure of a man. How he performs, how he reacts when all he has to rely on when facing fate is himself. Now that I've related the genesis of my project, you may be inspired to begin searching for one of your own.

All film and video tape projects are divided into three phases: preproduction, production, and postproduction.

- **Pre-production.** This includes idea, research, script, storyboards, location, securing of crew, talent, and equipment.

- **Production.** The actual shoot.

- **Post-production.** Taking all the materials to an editing facility and arranging it into a coherent piece of art, ready for viewing.

First, I needed a flying school. A phone call and a few minutes with Norbert Koenig, chief instructor at Nassau Flyers, and I knew I had the right man. A few days later, loaded with enthusiasm, I dropped in on Norbert at the Republic Airfield in Farmingdale, Long Island. We met in his office and he cooperated fully. He would provide the pilot and two planes, one for the solo flight and one for the air-to-air photography. He briefed me as if I were the pilot ready for the test

The photographs below were taken from a TV screen while the "Solo" recording was being run. They show the general excellence of the taping—with close-ups and plane-to-plane shots.




THE ELECTRONIC WORLD

with the wild wind of adventure at the scruff of my neck. He even took me up in a Cessna 172 to demonstrate the precise procedures and maneuvers his pupil would have to execute on that special day when he would be alone in the cockpit for the first time. I was now ready to begin.

Obviously, it is unwise to grab your rig, race out to the location, and shoot. A guide or guides are necessary. One guide may take the form of a shooting script (the story in sequence match-

ing the audio and video components). Another is the story board, a graphic illustration of the story with the audio typed in beneath each frame. Probably the most important guide to have on hand the day of the shoot is a "shot sheet." This is a scene-by-scene breakdown of all the shots necessary to complete the project and the order in which these scenes are to be accomplished. Scripts are rarely shot in sequence. Most often, the script is divided into in-


1



VIDEO
Morning sky. We will add the word "Solo" later.

AUDIO VO
Oh how I remember that day. It was just after dawn. The air was crisp. The clouds moved slowly across the sky... It was a most important day for me. It was the day I was to become a pilot.

2



VIDEO
Outside flight school with pilot

AUDIO VO
Well this is it. I gotta fly that thing alone.

3



VIDEO
Plane on apron.

AUDIO VO
... Looks kind of fragile, one big gust and I could wind up in New Zealand.

4



VIDEO
Pilot at plane.

AUDIO VO
Bill it's a great little plane. Lindberg could have taken it around the world... I guess I can take it around the field. Well, stop standing there...

5



VIDEO
Pilot at the controls.

AUDIO VO
... what the hell am I doing here anyway?
... If God had wanted man to fly he'd have given him wings.

At left and above are five story boards, describing briefly what the scene is to show (including a sketch of the general idea you want in the shot) and the audio that is to accompany it. The actual scenes from the tape of these five shots are on the facing page. (The word "Solo" will, of course, be added in special effects.)

teriors and exteriors. For example, if multiple segments of a script take place in one exterior location, it is, without question, more feasible to cover those scenes at one session.

Also, if daylight is a factor, and we know that days always run out of light sooner or later, it becomes apparent that on a one-day schedule, exteriors should be dealt with first and interiors last—even if the interior scenes appear first in the script. A well-planned shot sheet reduces “run-around time,” “set-up time,” and almost ensures that no scene or shot will be omitted. For the technical approach to each shot, the director can refer to the shooting script, which will undoubtedly reflect his own artistic predilections.

Remember, time spent on preparation is never wasted. On the other hand, time wasted during production could affect completion of the project, especially when you realize you are strapped to a one-day rental schedule or that weather may not be favorable the next day.

Now the first preliminary was completed. The juices were flowing. To execute the project I needed a little help, so I enlisted Mike Cohen, my Production Co-ordinator, to work the camera. Mike was a good selection. He is not a professional cameraman. (We wanted no special advantage.) We also limited ourselves to the basic equipment package. No rigs, no dollies, no Tyler mounts for in-flight photography. What we could get for free by charming or pleading, we accepted with wide-eyed appreciation. This was not a pro project for us, merely a step up to

pro—the same adventure we are suggesting for you. I would direct, as well as handle the microphone and Porta-pak.

Nothing could stop us. We decided to shoot on a Saturday. That’s something to remember. If you shoot on a Saturday you can generally rent and pick up the equipment on Friday afternoon, keep it all weekend, and return it Monday morning. And be billed for only one day’s rental! But now let’s devote a little space to the professional equipment that was used for the shoot with the intention of duping the results for playback on home ½” VCRs.

The Equipment

THE intrinsic differences between cameras for home, industrial, and broadcast use are given in Table I.

The average home video camera has some obvious attributes. It is light and compact. Since the electronics are less complicated, less maintenance is required. In addition, it will capture a fine image under ideal lighting conditions: the results are acceptable, of course, on a non-professional level. But there’s the rub.

It is true that the broadcast camera is heavier to carry about, though it does incorporate a comfortable shoulder brace to lessen the burden. More important, since we’re discussing stepping up to pro, the additional weight is the direct result of the increased electronics and




At CIE, you get electronics career training from specialists.

If you're interested in learning how to fix air conditioning, service cars or install heating systems – talk to some other school. But if you're serious about electronics...even earning an Associate Degree... come to CIE – The Electronics Specialists.

John E. Cunningham

**Special Projects Director
Cleveland Institute of Electronics**



My father always told me that there were certain advantages to putting all your eggs in one basket. "John," he said, "learn to do one important thing better than anyone else, and you'll always be in demand."

I believe he was right. Today is the age of specialization. And I think that's a very good thing.

Consider doctors. You wouldn't expect your family doctor to perform open heart surgery or your dentist to set a broken bone, either. Would you?

For these things, you'd want a specialist. And you'd trust him. Because you'd know if he weren't any good, he'd be out of business.

Why trust your education and career future to anything less than a specialist?

You shouldn't. And you certainly don't have to.

FACT: CIE is the largest independent home study school in the world that specializes exclusively in electronics.

We have to be good at it because we put all our eggs in one basket: electronics. If we hadn't done a good job, we'd have closed our doors long ago.

Specialists aren't for everyone.

I'll tell it to you straight. If you think electronics would make a nice hobby, check with other schools.

But if you think you have the cool – and want the training it takes – to make sure that a sound blackout during a prime time TV show will be corrected in seconds – then answer this ad. You'll probably find CIE has a course that's just right for you!

At CIE, we combine theory and practice. You learn the best of both.

Learning electronics is a lot more than memorizing a laundry list of facts about circuits and transistors. Electronics is interesting because it's based on some fairly recent scientific discoveries. It's built on ideas. So, look for a program that starts with ideas – and builds on them.

That's what happens with CIE's Auto-Programmed® Lessons. Each lesson uses world-famous "programmed learning" methods to teach you important principles. You explore them, master them completely . . . before you start to apply them!

But beyond theory, some of our courses come fully equipped with the electronics gear to actually let you perform hundreds of checking, testing and analyzing projects.

In fact, depending on the course you take, you'll do most of the basic things professionals do every day – even use a Digital Learning Laboratory to apply the digital theory essential today to keep pace with electronics in the eighties.

Plus there's a professional quality oscilloscope you build and use to "see" and "read" the characteristic waveform patterns of electronic equipment.

You work with experienced specialists.

When you send us a completed lesson, you can be sure it will be reviewed and graded by a trained electronics instructor, backed by a team of technical specialists. If you need specialized help, you get it fast . . . in writing from the faculty specialists best qualified to handle your question.

People who have known us a long time, think of us as the "FCC License School."

We don't mind. We have a fine record of preparing people to take . . . and pass . . . the government-administered FCC License exams. In fact, in continuing surveys nearly 4 out of 5 of our graduates who take

the exams get their Licenses. You may already know that an FCC License is needed for some careers in electronics – and it can be a valuable credential anytime.

Associate Degree

Now, CIE offers an Associate in Applied Science Degree in Electronics Engineering Technology. In fact, all or most of every CIE Career Course is directly creditable towards the Associate Degree.


Find out more! Mail this card for your FREE CATALOG today!

If the card is gone, cut out and mail the coupon.

I'll send you a copy of CIE's FREE school catalog, along with a complete package of independent home study information.

For your convenience, I'll try to arrange for a CIE representative to contact you to answer any questions you may have.

Remember, if you are serious about learning electronics . . . or building upon your present skills, your best bet is to go with the electronics specialists – CIE. Mail the card or coupon today or write CIE (and mention the name and date of this magazine), 1776 East 17th Street, Cleveland, Ohio 44114.



Pattern shown on oscilloscope screen is simulated.

CIE Cleveland Institute of Electronics, Inc.
1776 East 17th Street, Cleveland, Ohio 44114

PE-70

YES . . . John, I want to learn from the specialists in electronics – CIE. Send me my FREE CIE school catalog – including details about the Associate Degree program – plus my FREE package of home study information.

Print Name _____

Address _____ Apt. _____

City _____

State _____ Zip _____

Age _____ Phone (area code) _____

Check box for G. I. Bill information: Veteran Active Duty

Mail today!

optics required to produce a superior image. The home video camera's single, color-sensitive tube cannot produce especially sharp, definitive color images when compared to professional cameras. The broadcast camera, in contrast, incorporates three individual $\frac{2}{3}$ " tubes—each one sensitive to one of the primary colors: red, blue, and green. This individual sensitivity guarantees that the color you see is the color you get.

And what about lenses? Both the home and the broadcast cameras incorporate zoom lenses. The home camera features a one or two-speed, 6-to-1 or 8-to-1 electric zoom. The broadcast camera in contrast, has a variable multi-speed 12-to-1 electric zoom, with far superior optics. That 12-to-1 zoom makes it possible to home in on subjects that would otherwise be far out of range.

Now let's take a look at resolution. A broadcast camera produces 500 to 600 lines of resolution (the theoretical number of lines produced by a TV receiver with our NTSC system is 525). This produces a picture that maximizes sharpness and detail, assuming you use a good video monitor or superior TV set. The home camera produces an average of about 250 lines of resolution providing approximately one-half the resolving power. Hence, sharpness and detail are severely compromised.

Another important basis for performance comparison is signal-to-noise ratio. The broadcast camera has much higher S/N, usually in the vicinity of 55 to 57 dB, as opposed to 42 to 49 dB for a home video camera. The higher the number, the purer the signal and the less intru-

sive the noise and interference. As a result, the video picture is decidedly less grainy. Also, the broadcast camera will produce an overall superior picture, especially in situations with minimal light.

Lens speed aside, the broadcast camera has a built-in gain control switch. This feature provides unusual shooting flexibility under low light conditions. By adjusting the gain switch you can add the equivalent of three f-stops—an advantage any professional will welcome with open lens.

Other positive attributes of a professional video camera include an automatic beam control (ABC) circuit that minimizes "comet tails" from moving objects and blooming that could occur with reflections or strong backlighting, plus a built-in genlock circuit and color-bar generator.

The professional $\frac{3}{4}$ " video tape deck itself provides better resolution than the home recorder. This results in far greater detail perception. The superior signal-to-noise ratio of the professional deck ensures a sharper image and more brilliant chroma.

Equally important is what can be done with professional equipment relating to the final video tape, the one you will play. For example if you want to do an "in-camera edit" using a Beta or VHS deck, you will probably wind up with disturbing glitches and rolls between edited segments. The professional deck, in contrast, will likely enable you to get clean, frame-accurate "in-camera edits," the kind you are used to observing in TV commercials and programming. Another important benefit is that $\frac{3}{4}$ " video-tape quality far exceeds the $\frac{1}{2}$ " format. The reasoning is simple. The $\frac{3}{4}$ " width provides each frame with 0.0039" for the recording of video information, as compared to 0.0023" in the $\frac{1}{2}$ " format. Simply stated, $\frac{3}{4}$ " tape allows almost double the recording area. An analogy that suggests itself is a comparison between 8-mm and 16-mm film. The 16-mm quality is obviously superior to 8-mm because it, too, having twice the area, captures almost twice the detail. Also, $\frac{3}{4}$ " tape incorporates two audio tracks instead of the one inherent in $\frac{1}{2}$ ". This allows for greater sound recording and mixing capability.

One of the most significant reasons for using $\frac{3}{4}$ " rather than $\frac{1}{2}$ " is that the poorer quality of a $\frac{1}{2}$ " original can't produce an acceptable third-generation copy. The $\frac{3}{4}$ ", alternatively, can indeed give a commendable third-generation copy. Since editing-room work results in producing the finished product, the one that will be shown is generally a second-generation copy. Hence you can appreciate the advantage of working in the $\frac{3}{4}$ " format.

If you've recorded with a Beta or VHS deck, you've probably wished you were allowed a little more sound flexibility, too. Having a microphone attached to the camera, which is commonplace with home video cameras, limits your creative potential significantly. You can only operate at a relatively near distance from your subjects. Professional equipment includes microphones that are unattached to the camera, and can accom-

TABLE I—PORTABLE VIDEO EQUIPMENT

CAMERAS

| | Home | Industrial | Broadcast |
|---------------------------|--|----------------------------------|---|
| Weight (lb) | 5 | 8 to 12 | 15 |
| Cost (\$) | 500 to 1000 | 10,000 to 20,000 | 35,000 |
| Lenses | 6:1 to 8:1 single-speed power zoom | 12:1 multispeed servo zoom | 14:1 with built-in 2X extender multispeed servo zoom |
| Resolution (lines) | 230 to 250 | 300 to 500 | 500 to 600 |
| S/N (dB) | 42 to 49 | 52 | 55 to 65 |
| Gain (dB) | 0 to 6 | 6 + 12 | 6, 12 + 18 |
| White Balance | Manual, auto | Auto | Auto |
| Built-in Filters | Indoor/outdoor | Indoor/outdoor/ fluorescent | Indoor/outdoor/ fluorescent/ neutral density |

RECORDERS

| | Home | Industrial | Broadcast |
|-----------------------|-----------------------------|--------------------------|--------------------------|
| Weight (lb) | 8 to 12 | 20 to 25 | 25 to 27 |
| Cost (\$) | 800 to 1200 | 2000 | 4500 |
| Tape | $\frac{1}{2}$ " VHS or Beta | $\frac{3}{4}$ " (20 min) | $\frac{3}{4}$ " (20 min) |
| Tape Cust (\$) | 10 to 15 | 15 to 20 | 15 to 20 |

Drop-Outs



Particle Shedding



Color Distortion



Noise



BE PREPARED TO GIVE UP A LOT WHEN YOU SWITCH TO MAXELL HGX VIDEO TAPE.

If you're using ordinary video tape, you're probably getting a lot of extras you won't get with Maxell HGX. Like drop-outs, particle shedding, color distortion and noise—problems that can easily develop in tape that's imperfectly manufactured.

To create HGX high grade we use finer, sharper Epitaxial oxide particles and a unique binder system. The resulting tape not only produces a better picture, it's a lot more durable.

In fact, our binder system has given HGX a drop-out rate that's significantly lower than that of any ordinary video tape. It has also virtually eliminated particle shedding—that's when oxide particles come off your tape and clog the heads of your machine. And because our oxide particles are so densely packed, Maxell HGX has superior high frequency response and a higher signal-to-noise ratio. Which means you don't have to live with color distortion or watch your picture through a screen full of snow caused by video noise.

So next time you buy video tape, try Maxell HGX. And give up a lot of things that never should have been part of your picture in the first place.



maxell
IT'S WORTH IT.

moderate mikes for almost all occasions. There are basically three types of microphones to choose from: omnidirectional to pick up sound from all directions; cardioid, which is a more directional microphone to minimize surrounding sound; and a highly directional microphone called a "shotgun" that's designed to pick up pinpointed-sound areas. Further, all professional cameras accommodate low-impedance microphones, usually 600 ohms, which permits using long cables without sacrificing high frequencies. Not all home cameras incorporate this feature.

A typical minimal professional contingent of lights would include some self-contained units. A Lowel kit is quite popular. One such kit holds three spots, and they accept bulbs of 750 or 1000 watts. When using lights it is important to

exercise extreme care. A 1000-watt bulb uses approximately 9 amperes.

Mounting your camera on a good pan/tilt head, with a light but sturdy tripod, will assure you smooth pans and tilts and a pleasant, flowing image. Heavier pro cameras require stronger tripods, naturally, to achieve optimum stability. You should avoid using the simple friction-head types. A heavy-duty cradle-type or cam-link head is desirable. Best would be a professional fluid head. Add cables, extra batteries, connectors, and a slate, and you're ready to go.

Be sure to take along extra tape cassettes, masking tape, a felt pen, and an extra copy of the script. Make certain, too, that the battery is fully charged. Check your cables before you leave the rental place to be sure they all mate properly. Pro equipment uses pro connectors such as XLR, not RCA pin jacks.

The Shoot

ON a cold Saturday morning, Mike and I in our station wagon with the equipment, roared into Republic to turn the story of *Solo* into a videotape reality.

The story is about a student pilot's first attempt at a solo flight. It is the final test. If he passes it, he graduates. He will no longer be a student pilot, but a pilot with bonafide credentials to challenge the very sky itself. We follow his every step. We record his fears, his doubts, his impressions, and finally his pride and near-ecstasy as he brings his single-engine Cessna in for the final successful landing. He will have demonstrated the ability to conquer... to prevail... to overcome.

Our first set-up was listed on our carefully prepared shot sheet as being in Norbert's office at Nassau Flyers, where a flight instructor was giving final briefing to his student. We placed our Lowel lights to illuminate the desk area, then Mike white-balanced the camera.

To white-balance, a white card is held in front of the camera in the illuminated shooting area. The balance button is pressed. When a light indicator flashes, the button is released and the camera is automatically white-balanced for indoor video taping. When the camera is balanced for white, not only will white be pure, but all colors will be vibrant and true. Indoor lighting is generally considered to be about 3200 Kelvin. But nothing is perfect. The broadcast camera will adjust automatically to the actual existing



The shoot began one cold Saturday morning when the author and his colleague (serving as cameraman) Mike Cohen, arrived at the airport to set up their equipment. In the shot at left, Joe Bumbalo, the student pilot, approaches the plane to start his solo flight.

THE ELECTRONIC WORLD

light temperature, however. Most home cameras are preset at the factory for exactly 3200 Kelvin. Consequently if color temperature is slightly less, the image will be slightly pink; if the light temperature is slightly higher, the image may be tinged with blue.

The second scene was the student outside the office, on his way to the training aircraft. Since this was an exterior shot and tubes are manufactured for indoor lighting conditions, it was necessary for Mike to make an in-camera switch to an 85 filter. This filter balances the tubes for daylight conditions, 5200 Kelvin. After the filter was flipped into place, Mike white-balanced once again and we were ready to go.

The rest of the day was filled with work, and the fun and feeling of accomplishment. There was a shot list to be followed and sound effects to be recorded: the roar of take-offs and landings, the underscore of voices, and the whistle of the wind. For our ambiance and SFX (sound effects) we chose a directional shotgun mike with a protective windscreen.

When selecting your project, be aware that there are always limitations and opportunities. Remember, you have one day to record your story. My most fervent suggestion is to keep the project simple. For example, avoid on-camera dialogue as much as possible. In this case, remember your own limitations and those of non-professional talent. A good concept can be ruined by a touch of amateurism. Also, dialogue takes time to direct—many takes are required before satisfactory results are achieved. On a one-day shoot you forfeit the luxury of time. Stick to narratives. Shoot MOS. (MOS was a marvelous addition to the film lexicon often attributed to Eric Von Stroheim. The great German director was said to have informed his crew that he wanted a sequence shot in complete silence. When questioned, he was reported to have blurted out, "I want the scene shot MIT OUT SOUND!" Thus, MOS.)

Plan your project for voice-over (a narration that moves the story along on one of the tape sound tracks). Since there are two sound tracks on $\frac{3}{4}$ " video tape, the second track can be used for music, sound effects, or to carry a prepared audio mix. In our case, the voice-over had been recorded on audio cassette so that the student could react to playback throughout the shoot.

Here are some hints for the new director. The more complicated the project, the longer it takes. The longer it takes, the more pressure you'll feel as you battle against the daylight and the clock.

Now that we have confronted some limitations, what about opportunities? They are many.

During the shoot it was necessary, in order to show the student pilot actually in the air, to have a second plane for the director and cameraman. The wing of the second plane can be seen in the photo at right above.

At near right, the tape crew cheers the student pilot as he completes his solo flight.

What can be more rewarding than creating a piece of art, flawed though it must be? To conceive an idea, and to help it develop into a finished work that bears the recognizable imprint of your talent has to be one of life's greater rewards. You are the writer . . . you are the producer . . . you are therefore The Creator.

Keep it as simple and uncluttered as possible. The camera is the observer. Let the action pass before it. A few appropriate zooms and some deliberate pans should suffice. Be creative by shooting alternate angles of the same action. What are alternatives? There are long shots, medium shots, close shots, extreme close shots, high-angle shots, and low-angle shots. There are other possibilities. For example, tracking shots, crane and boom shots, and helicopters, to name a few. However, these are



THE ELECTRONIC WORLD

hardly feasible considering limited experience and the time and money at your disposal.

If you intend to use different angles during one sustained action or scene, you must shoot the scene several times. The talent must repeat the actions almost identically so that, when the shots are taken to the editing room, the cuts will match.

The second scene of *Solo*, where the student goes to his aircraft, can be used to illustrate a complete directorial procedure.

The student has emerged from the school building. He is about to head for the plane and

get ready for his solo. He is worried. He will hesitate, then walk to the plane, and hesitate again before boarding. He will then open the door, enter the plane, close the door, and glance at the operating panel. Then he begins to throw the switches. Here was my shot sequence.


I had the student hesitate as he took a long look at the plane. Since the camera is trained on the talent, we are not photographing the plane. We will shoot that for the "point-of-view" shot, the shot that reveals what the talent was looking at the end of the scene. The student now begins walking toward the side of the camera.

The opening shot was a medium-long shot of his full figure. He starts toward the side of the camera. The camera is locked down as he approaches. As he approaches, the apprehension on his face is more apparent. As he moves past the camera and out of frame, we cut. We now turn the camera on the tripod and ready a rear shot of the student. His head will reflect the same field sizes as the end of segment one. On the word "action," the talent starts toward the plane, which is now in view. He approaches the plane and halts. He shakes his head and proceeds to board. He opens the door and enters. At this point we cut. The camera is now placed on the other side of the plane. We will shoot a medium close shot of the pilot entering the aircraft. The pilot debarks and repeats the boarding action. He opens the plane door, steps up and in, seats himself in the cockpit, and closes the door. He takes a hard look at the panel—as we execute a slight zoom. His hand then moves out and begins to throw switches in preparation to starting the engine. He throws all the switches. We cut.

We now move the camera man into the back seat for an over-the-shoulder close insert shot. We use a "Sun Gun" to illuminate the panel. We then shoot the panel alone, then cue the talent, who reaches for the switches and throws them. End of sequence.

Shooting in sequences and changing angles will help add visual excitement to your story.

All went well with our shooting because we were all prepared. At the end of the day we thanked Norbert and the pilot. We removed the red plugs from our video cassette so the images could not be erased, bagged our video cassettes, and headed for home. It was Saturday night and the editing rooms wouldn't be open until Monday morning. However, Sunday was not to be wasted. We screened all the original camera material. Since we had slated scenes and takes by originally setting our VTR counter to zero and logging by numbers the takes of



The illustrations at left show some of the excellent special effects that can be obtained. At top, the title, drawn by hand, is superimposed on an opening shot of clouds. Below, Norbert Koenig, of the Nassau Flyers School, gives the thumbs-up salute to the student pilot at takeoff. The two are combined in a vertical split-screen effect.

Build your own computer for \$79.95



The Sinclair ZX81 personal computer kit

Imagine building your own computer for only \$79.95!

That's exactly what you can do with the ZX81 kit. It comes with all the parts you need and complete diagrams and instructions for putting it together. All you have to supply is soldering iron, solder, and a screwdriver. Plus, of course, a little bit of work.

But you get a lot more than several hours of kit-building fun. You also get a surprisingly powerful personal computer. The ZX81 hooks up to any TV for a 32-character by 24-line display (we provide the connecting cables). You can also use a standard cassette recorder to store your programs (again, we provide the cables).

Most important, you get a BASIC programming language that's powerful enough to challenge and interest the most experienced programmers. The ZX81 can handle multidimensional string and numerical arrays. It has full mathematical functions accurate to eight decimal places. Single-key entry for every command. Syntax error detection, debugging codes, and easy editing. Plus features that are ideal for creating games, such as 20 graphic symbols, continuous

display, and random number generator.

The ZX81 can be expanded too. You can increase the memory from 1K to 16K with our Memory Module for \$49.95. And you get a comprehensive manual that completely documents the capabilities of the ZX81, and teaches programming from the ground up.

In short, you get all the features that have made the Sinclair ZX81 the fastest selling personal computer in the world. And you get the satisfaction and fun of building it yourself.

A few years ago, this kind of computer power was simply unavailable to the individual. Even today, most personal computers are too expensive to buy for personal use.

But the ZX81 kit can be yours for only \$79.95. Take advantage of this unique offer today. To order, send the coupon along with a check or money order. Or for faster delivery, call our toll-free number and use your MasterCard or VISA.

To order call toll free: 800-543-3000.

Ask for operator #509. In Ohio call: 800-582-1364; in Canada call: 513-729-4300.

Ask for operator #509. Phones open 24 hours a day, 7 days a week. Have your

MasterCard or VISA ready.

These numbers are for orders only. If you just want information, please write: Sinclair Research Ltd., 2 Sinclair Plaza, Nashua, NH 03061.

| | | | |
|--------------------------|---|------|--------|
| AD CODE 09PEOK | MAIL TO: Sinclair Research Ltd., One Sinclair Plaza, Nashua, NH 03061. | | |
| | PRICE* | QTY. | AMOUNT |
| ZX81 Kit | \$79.95 | | |
| 16K Memory Module | \$49.95 | | |
| Shipping and Handling | \$4.95 | | \$4.95 |
| *U.S. dollars | TOTAL | | |

| | | |
|---------|-------|-----|
| Name | | |
| Address | | |
| City | State | Zip |

Sinclair technology is also available in Timex/Sinclair computers under a license from Sinclair Research Ltd.

sinclair

THE ELECTRONIC WORLD

each scene we felt were best, we had the luxury of making preliminary selections.

Before leaving the shoot, however, let's consider some other thing you should do on a shoot that can make or break you. For example, check your video and audio levels beforehand and make a short test recording. Should you have wheels on your tripod, which we do not recommend for inexperienced video recordists, make sure they are locked except when moving. And when moving, orient the wheels in the direction you plan to go. Be sure, too, that you move aside cables that might obstruct your path.



To avoid tripping, tie cables around the tripod and the mike stand if you're using one. If using extension cables, tie the plug ends into a knot so that any pulling pressure will not disengage connections.

Always keep in mind that TV pictures have a 4-to-3 aspect ratio. Therefore, maintain a safe tilting area, all your important work inside a 10% border area, for instance.

For easy editing, use a 10-second leader before and after each scene. Simply continue to record the scene ends while counting to ten, then stop. This will make it easy to find each scene in the editing room.

Don't smoke around equipment; it can get into the heads and tape area and ruin a shoot. And label everything. Rushes, title, date, cassette number, master, copy, and whatever. This will avoid possible sorrow later, especially when you're paying for time in an editing room.

If your subject moves a distance closer or farther away from you, you must refocus the camera by zooming in all the way to the subject, and setting your focus anew.

Plan your shot sheets carefully, keeping in mind what various types of camera zooms, angles, and so on, mean to a viewer. For instance, if you zoom in for a close shot, the viewer will have a sense of participation in the scene; zooming out will make the viewer an observer. Keep a subject who is speaking to a side off center so that he appears to be speaking into some area or to someone. An eye-level shot gives one a feeling that he or she is talking to you personally.

To show a creative video change of scene or time, you could plan to fade out and fade in (in the editing room, generally) where the picture gradually dissolves and then becomes another picture.

Be wary of objects behind the subject that could undermine clear shots of it, whether they are simply clutter, objects with the same coloring, or objects seemingly growing out of the subject's head. If there's excess light behind the subject, zoom in on him so that the automatic iris will not be misled and leave you with a video subject who's in the dark.

Audio effects can be creative, too. One might plan to add music to start a scene, fading the sound as speech begins (MUSIC UNDER).

You can even be creative with titles, shooting them on your own. For instance, you might lead with a title and credits for your video "motion picture" by putting them on a long strip of paper and recording it close up as you "pedestal" the tripod as smoothly as you can from top to bot-

More special effects. The pilot, superimposed on a shot of the planes lined up on the apron, has a slight look of anguish on his face as he approaches his plane for the takeoff. At left, a diagonal split screen shows the pilot looking out of the cockpit just before descent; and below is the airfield, looking pretty small and maybe a little hard to hit.

tom of the listing. Or you could secure the titles and credits to a drum and roll it while recording.

Here are some key words to use (and write on your shot sheets):

- Tilt: camera up or down on vertical plane.
- Pan: camera left or right on horizontal plane.
- Pedestal: camera elevation up or down.
- Dolly: camera moved back or forward. Then there are: Zoom (in or out), Long Shot (LS), Medium Shot (MS), Close-up (CU), Tight Close-up (TCU), One Shot (full person alone), Two Shot (two full figures), Full Shot (everyone full figure), and so on.

The Edit

NOW we go on the editing room. You've probably heard the expression, "We'll fix it in the editing room." It's equally accurate to state that a good video project can be "made" in the editing room . . . especially in a ¾", 1", and 2" facility.

Beta and VHS offer very limited editing possibilities. For special effects, your ½" master would likely have to be bumped up to ¾", then edited and reduced back down to ½" again. The quality would be acceptable only to the most indiscriminating eye. Remember, each generation experiences a ten percent loss in image quality.

There are several editing options you should be aware of. There's a basic system that consists of an electronic editor, one tape deck, video monitors for search and preview, and one deck and one monitor for record purposes. The system is adequate for many projects. Of course, it limits your editing possibilities to clean professional cuts, though pre-shot titles can be inserted. Let's call this our "no-frills" editing package. Cost in New York City would be about \$40 to \$60 an hour with a video editor.

A more advanced system would include a Special Effects Generator (SEG), a title camera, and some pre-prepared graphics to be added during the session. Now you have the same possibilities as before, plus effects that add that magic touch of creativity. With the SEG, you can add to butt cuts by recording a variety of wipes with soft-edge or border-edge effects: vertical, horizontal, diagonal, and center to out-of-frame. You can wipe to black or color fields, pop on or fade in a graphic, colorize it, and then cut cleanly to the next selected scene. Cost? About \$75 to \$100 an hour with an editor.

A really sophisticated system could include equipment as elaborate as a \$250,000 computerized machine with a joy stick to easily produce insets of one picture placed anywhere in another picture.

After analyzing the script, we decided that for *Solo*, a basic two-machine edit would accomplish our two main objectives. First, it would help keep our budget under control; and, second, it would provide us with a finished product capable of satisfying our artistic appetites.

The New York facility that we used was Supermedia. It has everything we needed: two video decks, two monitors, and electronic editor, a ¼" reel-to-reel audio tape deck, a graphics camera, and an editor, Sheldon Richmond, whose reputation for fast, creative editing was well-known to our colleague.

Briefly, here's the procedure. We had recorded the narration for *Solo* on a reel of ¼" audio tape. The editor transferred the narration to one audio track on the ¾" tape. Then, using our camera original, we cut picture to narration. With the use of the graphics camera and preset type, we also laid in the titles and credits. We played back our accomplishment and were well satisfied.

Unfortunately, creative effort never completely fulfills expectations. Playing the edited tape at home, we felt the need for some special effects to truly impress our intended viewers. So we took our edited ¾" cassette to Devlin Studios, a highly respected creative New York video shop that's open 24 hours a day. Here we added special video effects, some of which are shown in this article. A special-effects generator was used, of course. Also our ¾" tape was bumped up to 1" tape on an open-reel system, which is where the actual special-effect inserts were made before being inserted on our original.


The editing brought us to the end of our *Solo*. We emerged with a ¾" master and a ½" dub to play for (and impress) all our friends. We had invested our energies and talents in this project and saw it finally emerge as a home video tape we're proud of. Picture quality of the edited version was equivalent to a first-generation tape shot with a good home video camera/VCR system, which is very satisfactory. What we gained was a professional-appearing film with appropriate scenes in proper order, segueing from one to another just like in the movies, an absence of editing glitches and wild camera movements, and titling and sound effects beyond the reach of home equipment. It's a video tape we can show again and again without apologies. For recording a special event, it was worth the time and money. One final piece of advice, though: If you have never used a video camera to create a flowing home story, it would pay to rent a ½" color camera (about \$50-75) or borrow one to get some dry-run experience before attempting that rare, more expensive shoot you'd like to create and own. ◇

The End

Credits: Production—Ganymede Productions, NYC (Larry B. Marks, Michael Cohen); Flight School—Nassau Flyers, Farmingdale, NY (Norbert Koenig, Joe Bumbalo); Editing—Supermedia, NYC (Sheldon Richmond); Special Effects—Devlin Studios, NYC (Bob Deuber, Peter Gold); Video Equipment—G&R Video, NYC (Stu Ruby, James Gleason).

SWD-1 VIDEO CONVERTER

FOR CABLE TV



The SWD-1 Video Converter is utilized on cable TV systems to remove the KHz's signal from a distorted video (channel 3 in/out) and also pass thru the normal undistorted/detected audio signal. Rocker switch selects operating mode to remove KHz's distortion from the video or pass all other channels normally. Simple to assemble—less than 30 minutes. Pre-tuned. Input/output Channel 3. Impedance 75 ohms. 117VAC.

SWD-1 Video Converter Kit \$69.95

VTR ACCESSORIES

SIMPLE SIMON VIDEO STABILIZER



Simple Simon Video Stabilizer, Model VS-125, eliminates the vertical roll and jitter from "copy guard" video tapes when playing through large screen projectors or on another VTR. Simple to use, just adjust the lock control for a stable picture. Once the control is set, the tape will play all the way through without further adjustments. Includes 12V power supply.

VS-125 Video Stabilizer, wired \$54.95

SIMPLE SIMON VIDEO SWITCHING BOX



The Affordable Video Control Center

Excellent in isolation and no loss routing system. Simple Simons VSB-300 Video Switching Box enables you to bring a variety of video components together for easy viewing/dubbing. Also you gain the ability to record one channel while viewing another. Unit includes two F-type quick connector ended cables.

VSB-300 Video Switching Box, wired \$19.95

UHF ANTENNAS and ACCESSORIES

MDS-AMATEUR-ETV 32 ELEMENT YAGI ANTENNA



- 1.9-2.5 GHz
- Not A Kit
- 38 1/2" Long
- 23dB Average Gain
- Commercial Grade
- Die Cast Waterproof Housing with 4 1/4" x 2 1/2" Area for Electronics
- Includes P.C. Probe, F-61 Connector and Mounting Hardware

MAE-2 32 Element YAGI Antenna \$23.95

Kato Sons' Down Converter Kit ★1.9 - 2.5GHz★

Designed for Simple Simon by former Japanese CQ Amateur Magazine's UHF Editor/Engineer. Unit utilizes new ingenious Printed Circuit Probe for maximum gain. Circuit board fits inside MAE-2 antenna housing. Requires 1 hour assembly. IC and capacitors pre-soldered.

Model KSOC-KIT 1.9 - 2.5GHz Down Converter Kit \$34.95

Kato Sons' Regulated Variable DC Power Supply

For use with KSOC-KIT 1.9 - 2.5GHz Down Converter. Completely assembled with Attractive Cabinet, TV/Converter Mode Switch, Frequency Control and LED Indicator.

Model KSPS-1A Assembled Power Supply \$23.95

SPECIAL INTRODUCTORY SAVINGS

ORDER ALL THREE ITEMS
MAE-2, KSOC-KIT and KSPS-1A for Only. **\$74.95**
Regular price if ordered separately \$82.95
— CO-AX CABLES ARE NOT INCLUDED —

ZYZZX VHF-UHF Wideband Antenna Amplifier



Revolutionary New HYBRID IC Broadband Amplifiers

50 MHz - 900 MHz Model ALL-1 12dB Gain
Model ALL-2 35dB Gain

These units are not available anywhere else in the world. Each unit will serve many purposes and is available in Kit or Assembled form. Ideal for outdoor or indoor use. I/O impedance is 75 ohms. Amplifiers include separate co-ax feed power supply. Easily assembled in 25 minutes. No coils, capacitors to tune or adjust.

ALL-1 Complete kit w/ power supply \$24.95 ALL-1 Wired/TESTED w/ pwr supply \$34.95
ALL-2 Complete kit w/ power supply 34.95 ALL-2 Wired/TESTED w/ pwr supply 44.95

Our New STVA 14.5dB GAIN, 14 ELEMENT CORNER REFLECTOR YAGI ANTENNA



STVA-3 Yagi Antenna, 14.5dB Gain, Selectable 75 or 300 ohm Channel 60-80 \$19.95

STVA-4 Yagi Antenna, 14.5dB Gain, Selectable 75 or 300 ohm Channel 44-52 \$19.95

RG-59/U 75 ohm Low Loss Coax Cable \$ 1.2p/ft. F-59 Coax Connector \$.39 ea.
MT-1 Special UHF 75-300 ohm Matching Transformer \$1.45 ea.

Switch to Bambi!

Electronically

Bambi Electronic Video Switch ... makes switching of your VCR/VTR, Pay TV Decoders, Cable TV, Video Discs, Video Games, Closed Circuit TV, Antennae and Microcomputer as easy as pushing buttons.

The Bambi Electronic Video Switch is an electronic switching network which can accept up to six different sources of video signals and provide the flexibility of directing the inputs to any or all of the three outputs.

Now you can eliminate ... the drudgery of disconnecting and reconnecting your video equipment each time you use it ... the tangled mess of cables which are impossible to trace out ... not being able to use more than one function at a time.

Bambi lets you enjoy using your video equipment the way it should be ... electronically and on line at the push of a button.

Model BEVS-1 Wired

\$129.95




Bambi's front panel was designed with the user in mind. Computer styled construction, with soft-touch keyboard (rated for over 10 million operations), arranged in matrix form allows easy input/output selection without referring to charts. Functions selected through the keyboard are immediately displayed on the 18 LED status indicators.

Check the quality of Bambi against that of much higher priced competition. All solid state electronic switching provides low attenuation (3dB), wide frequency response (40-890 MHz), and excellent isolation between signal sources (each I/O section individually shielded for 65dB min. isolation).

- Bambi's Specifications:**
- Input/Output Impedance: 75 ohm
 - Signal Loss: 3dB ±1dB
 - Noise: 4dB ±1dB
 - Input Return Loss: 12dB min.
 - Isolation: 65dB min.
 - Power Req.: 117VAC 60 Hz, 20W
 - Dimensions: 10 1/2" W x 6" D x 3 1/4" H
 - Weight: 4 1/2 lbs

7+11 SWD PARTS KITS

MITSUMI VARACTOR UHF TUNER Model UES-A56F \$24.95



Freq. Range UHF470 - 889MHz
Antenna Input 75 ohms
Channels 14-83 Output Channel 3

| KIT NO | PART NO | DESCRIPTION | PRICE |
|---|---------|--|---------|
| 1 | VT1-SW | Varactor UHF Tuner, Model UES-A56F | \$24.95 |
| 2 | CB1-SW | Printed Circuit Board, Pre-Drilled | 18.95 |
| 3 | TP7-SW | P.C.B. Potentiometers, 1-20K, 1-1K, and 5-10K ohms, 7-pieces | 5.95 |
| 4 | FR35-SW | Resistor Kit, 1/4 Watt, 5% Carbon Film, 32-pieces | 4.95 |
| 5 | PT1-SW | Power Transformer, PRI-117VAC, SEC-24VAC, 250ma | 6.95 |
| 6 | PP2-SW | Panel Mount Potentiometers and Knobs, 1-1KBT and 1-5KAT w/Switch | 5.95 |
| 7 | SS14-SW | IC's 7-pcs, Diodes 4-pcs, Regulators 2-pcs Heat Sink 1-piece | 28.95 |
| 8 | CE8-SW | Electrolytic Capacitor Kit, 9-pieces | 5.95 |
| 9 | CC33-SW | Ceramic Disk Capacitor Kit, 50 W.V., 33-pieces | 7.95 |
| 10 | CT-SW | Variable Ceramic Trimmer Capacitor Kit, 5-65pfd, 6-pieces | 5.95 |
| 11 | L4-SW | Coil Kit, 18mhs 2-pieces, 22µhs 1-piece (prewound inductors) and 1 T37-12 Ferrite Toroid Core with 3 ft. of #26 wire | 5.00 |
| 12 | ICS-SW | I.C. Sockets, Tin inlay, 8-pin 5-pieces and 14-pin 2-pieces | 1.95 |
| 13 | SR-SW | Speaker, 4x6" Dual and Prepunched Wood Enclosure | 14.95 |
| 14 | MISC-SW | Misc. Parts Kit Includes Hardware (6/32, 8/32 Nuts & Bolts), Hookup Wire, Ant. Terms, DPDT Ant. Switch, Fuse, Fuseholder, etc. | 9.95 |
| When Ordering All Items, (1 thru 14), Total Price | | | 139.95 |

7+11 PWD PARTS KITS

INTRODUCING OUR 7+11 PWD PARTS KITS



| KIT No | PART NO | DESCRIPTION | PRICE |
|--|-------------|---|---------|
| 1 | 1VT1-PWD | Varactor UHF Tuner, Model UES-A56F | \$24.95 |
| 2 | 2CB1-PWD | Printed Circuit Board, Pre-drilled | 18.95 |
| 3 | 3TP11-PWD | PCB Potentiometers 4-20K, 1-.5K, 2-10K, 2-5K, 1-1K, and 1-50k. (11 pieces) | 8.95 |
| 4 | 4FR-31-PWD | Resistor Kit, 1/4W, 5% 29-pcs, 1/2 W, 2-pcs | 4.95 |
| 5 | 5PT1-PWD | Power Transformer, PRI-117VAC, SEC-24VAC at 500ma | 9.95 |
| 6 | 6PP2-PWD | Panel Mount Potentiometers and Knobs, 1-1KBT and 1-5KAT with switch | 5.95 |
| 7 | 7SS17-PWD | IC's 7-pcs, Diodes 4-pcs, Regulators 2-pcs Transistors 2-pcs, Heat Sinks 2-pcs | 29.95 |
| 8 | 8CE14-PWD | Electrolytic Capacitor Kit, 14-pieces | 6.95 |
| 9 | 9CC20-PWD | Ceramic Disk Capacitor Kit, 50 WV, 20-pcs | 7.95 |
| 10 | 10CT5-PWD | Variable Ceramic Trimmer Capacitor, 5-65pfd, 5-pieces | 4.95 |
| 11 | 11L5-PWD | Coil Kit, 18mhs 3-pcs, 22µhs 1-piece (prewound inductors) and 2 T37-12 Ferrite Toroid cores with 6 ft #26 wire | 6.00 |
| 12 | 12ICS-PWD | IC Sockets, Tin inlay, 8 pin 4-pcs, 14 pin 1-pc and 16 pin 2-pcs | 2.95 |
| 13 | 13SR-PWD | Enclosure with PM Speaker and Pre-drilled Backpanel for mounting PCB and Ant. Terms | 14.95 |
| 14 | 14MISC-PWD | Misc. Parts Kit. Includes Hardware, (6/32, 8/32 Nuts & Bolts), Hookup Wire, Solder, Ant. Terms DPDT Ant. Switch, Fuse, Fuseholder, etc. | 9.95 |
| 15 | 15MCA16-PWD | Mylar Capacitors, 14-pcs and Silver Mica Capacitors 2-pieces | 7.95 |
| When Ordering All Items, (1-15), Total Price | | | 159.95 |

SIMPLE SIMON ELECTRONIC KITS,™ Inc.

3871 S. Valley View, Suite 12, Dept. P, Las Vegas, NV 89103

In Nevada Call: 702-871-2892

Outside Nevada Call: 1-800-782-3716

NEED 6 OR MORE OF AN ITEM? WRITE FOR QUANTITY DISCOUNTS

Available by Mail Order Only. Send Check* or Money Order. Minimum Order: \$16.95. Add 10% Shipping and Handling on orders under \$40.00. For orders over \$40.00, add 5%. Minimum Shipping and Handling \$2.00. Cat. \$1.00 — VISA and Mastercard Acceptable — *Check orders will be held 30 days before shipping.

TURN YOUR TV SCREEN INTO AN OSCILLOSCOPE

Low-cost device operates without modification on connections to your television receiver

BY LARRY REAGAN

THE TV-Scope is a television-to-oscilloscope converter that transforms an ordinary television receiver into a sensitive, large-screen oscilloscope for audio frequencies. The TV-Scope doesn't require any modifications or connections to the TV and can be constructed with power supply and probe for around \$25.

What can the TV-Scope do? It can show pure tones (sine waves), distortion (undesired responses), ac riding on top of dc (ripple), and peak-to-peak amplitudes. You can also measure frequency (cycles per second), relative phases (time delays at different points in a circuit), and attenuation (gain versus frequency).

The TV-Scope features audio-frequency operation with a bandwidth in excess of 20 kHz. Input impedance is 20,000 ohms per volt and voltage ranges are from ± 1 V full scale to ± 500 V full scale. An unusual characteristic of the TV-Scope is a displayed trace that is vertical rather than the normal horizontal.

How it Works. The TV-Scope makes use of two normally annoying properties of television—transmission and reception of electromagnetic interference (EMI). Examples of these phenomena occur when a TV interferes with an AM radio (EMI transmission) or when a vacuum cleaner motor interferes with a TV (EMI reception).

EMI is generated when the field around the high-voltage transformer inside the TV collapses. The pulses emitted occur at a precise time in the scan of each line of the raster. The TV-Scope detects the flyback pulses and synchronizes its operation to them. It then generates a controlled noise pulse.

This noise rides right through the TV tuner without using an r-f carrier (just like the EMI from the vacuum cleaner).


If one noise blip is generated for each scan line and if the blips occur at the same time in each line, your eye integrates the blips into a continuous pattern from the top to the bottom of the screen. This is the oscilloscope trace. The timebase of the scope is the vertical oscillator of the TV. Varying the vertical hold changes the sweep rate.

Circuit Operation. A 555 timer chip configured as a pulse-width modulator is the heart of the TV-Scope. This chip generates a stream of pulses at a frequency exactly equal to the horizontal scan frequency of the TV. The rising edge of each pulse occurs each time the TV starts a new scan line. The falling edge of each pulse occurs at a time directly proportional to the magnitude of the signal being measured.

Referring to the schematic (Fig. 1), we see that *Q2* detects the pulses emit-

ted by the TV. Each time a pulse is detected, a flip-flop inside of timer chip *IC3* is set. This causes pin 3 of *IC3* to go to +6 V. Transistor *Q1* and resistor *R3* form a current source that charges *C4*. When the voltage on pin 6 of *IC3* is equal to the voltage on pin 5 of *IC3*, the internal flip-flop resets, and pin 3 immediately goes to -6 V. This rapid fall is transmitted on a small antenna and is treated by the TV like a spark of noise. Simultaneously, pin 7 goes to -6 V, which causes *C4* to discharge to -4.2 V. On the next scan line the cycle repeats (Fig. 2).

Operational amplifier *IC2* is used to condition the input signal being measured. The amplifier is programmed to a gain of about 20 by *R4* and *R6*. Positioning of the trace is provided by offsetting the input by a voltage produced by *R5* and *R17*. The input signal is presented to the noninverting input of *IC2* through a voltage divider determined by *R14* and a resistor selected by switch *S3*. Switch *S2* selects either the probe



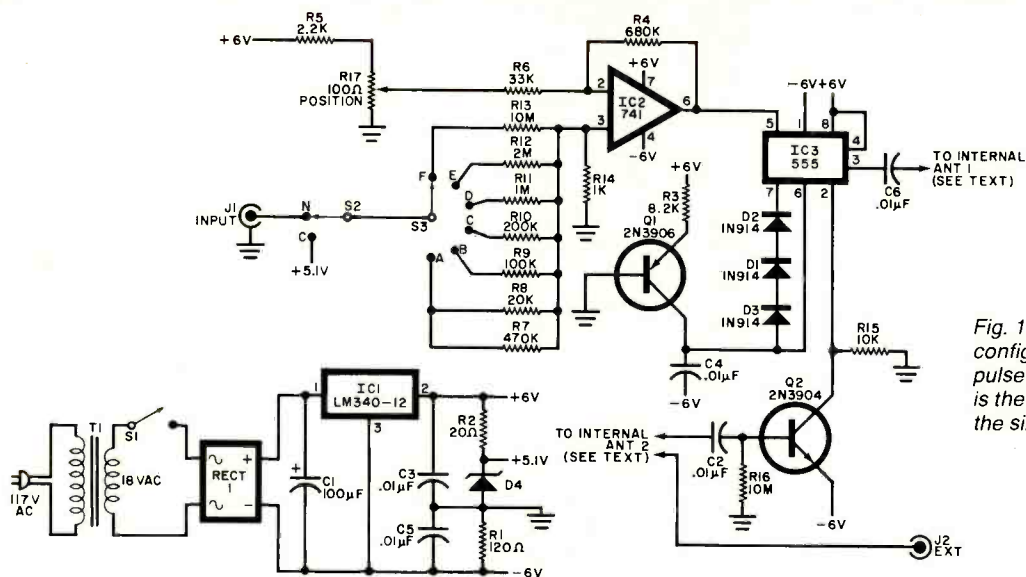


Fig. 1. A 555 timer configured as a pulse-width modulator is the heart of the simple circuit.

PARTS LIST

C1—100- μ F, 50-V electrolytic
 C2,C3,C4,C5,C6—0.01- μ F disc capacitor
 D1,D2,D3—1N914 diode
 D4—5.1-V, 1/4-W zener diode
 IC1—LM340-12, +12-V regulator
 IC2—741 op amp
 IC3—555 timer
 J1,J2—Subminiature earphone jack
 Q1—2N3906 transistor
 Q2—2N3904 transistor
 The following are 1/4-W, 10% resistors unless otherwise specified:
 R1—120 ohms
 R2—20 ohms
 R3—8.2 kilohms
 R4—680 kilohms

R5—2.2 kilohms
 R6—33 kilohms
 R7—470 kilohms
 R8—20 kilohms, 1%
 R9—100 kilohms, 1%
 R10—200 kilohms, 1%
 R11—1 megohm, 5%
 R12—2 megohms, 5%
 R13—10 megohms, 5%
 R14—1 kilohm, 1%
 R15—10 kilohms
 R16—10 megohms
 R17—100-ohm, linear-taper potentiometer
 RECT1—1-A (or more) 50-PIV (in-line package) diode bridge
 S1—Spst switch

S2—Spdt switch
 S3—6-position rotary switch
 T1—117-V/18-V, 85-mA transformer
 Misc.—Pc board, nonmetallic enclosure, subminiature phone plug (2), alligator clip (2), 8-pin socket (2), knobs, wire, solder, etc.

Note: The following is available from **Microgrid, Box 613, Ithaca, NY 14850:** a partial kit including pc board and all components that mount on board (less enclosure and externally mounted components) at \$17.50 plus \$1.50 postage and handling. Also available separately is the pc board for \$7.50. New York residents, add 7% sales tax.

input or an internally generated 5-V signal for calibration.

Switch *S1* applies power to the circuit. Full-wave diode bridge *RECT1* converts the 18 V ac to dc that is filtered by capacitor *C1*. Voltage regulator *IC1* creates a stable 12-V source. Resistors *R1* and *R2* and zener diode *D4* provide the +6, +5, -6 and ground references.

Construction. A pc-board layout and its corresponding component placement guide are shown in Figs. 3 and 4. Solder all components to the board, taking care to note component polarities. The enclosure must be nonmetallic so that the required EMI can get in and out. The external output and input antennas are pieces of 22-gauge wire about 8 and 24 inches long respectively.




Photo of author's prototype pc board.

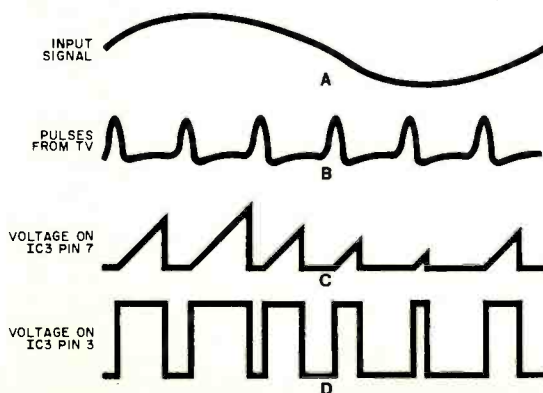


Fig. 2. Waveshapes at various points in the circuit.

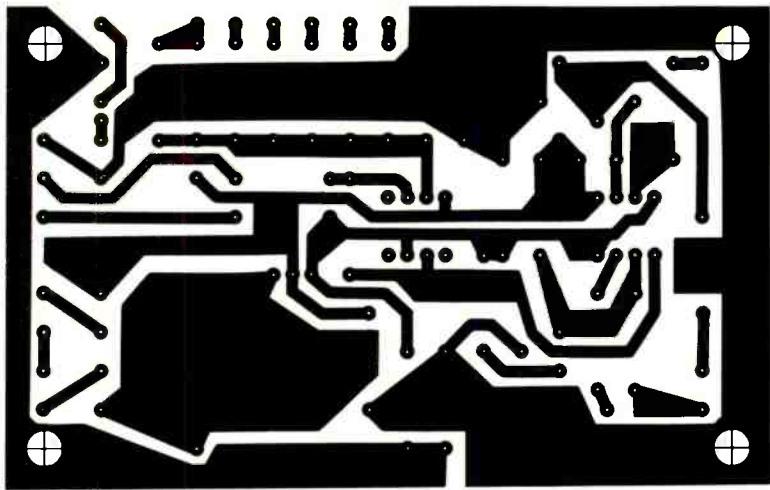


Fig. 3. Foil pattern for the printed circuit board.

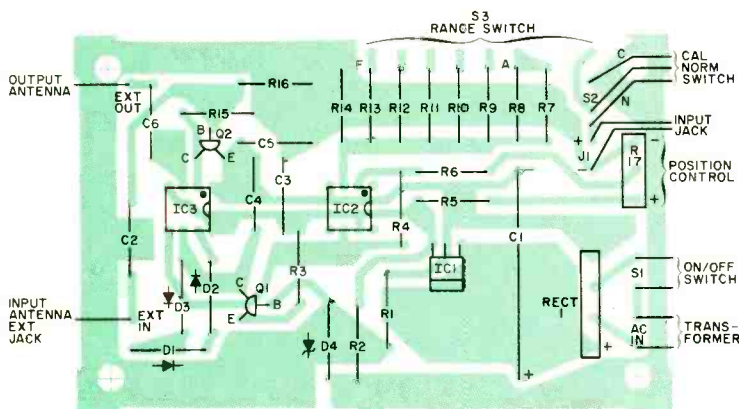


Fig. 4. Component layout diagram for the pc board.

It is helpful to terminate the input antenna to a jack labelled "EXT" on the front panel in case more wire is needed. Remember the TV radiates strongest near the high-voltage section and directly in front of the screen.

A low-cost probe can be constructed by mounting two pieces of wire to a subminiature earphone plug. Red and black alligator clips or probe tips can be used to indicate signal input and ground.

Set-Up and Calibration. Turn on the TV-Scope and set the position control midway through its range. Set the NORM/CAL switch to NORM. Set the range switch to the 5-V range. Disconnect the TV from any remote antennas or cables. If the TV has a built-in antenna, it should be connected. If the TV does not have a built-in antenna, construct one by attaching two pieces of wire approximately three feet long to the antenna terminals. Turn on the TV and set it to a channel that is not normally used (channels 2-6 on the vhf dial

work best). Hold the TV-Scope six inches from the TV and move it around until you get a black line down the center of the screen. (If you find that you can't get a line or if you can get one only by holding the TV-Scope in an awkward position, try adding three feet of wire to the EXT input of the TV-Scope.) The best trace is a wide black bar with a




Fig. 5. Calibrated strip of paper taped to front of TV screen.

thin white line down the middle on a gray background.

Tape a strip of paper horizontally across the face of the TV screen in order to construct the voltage scales. Move the position control so that the trace is centered on the screen. Mark this point on the strip "0" for zero volt. Turn the NORM/CAL switch to CAL and note that the trace moves to the right. Mark this point "+5." Move the position control until the trace is back to zero volt. Now set the NORM/CAL switch to NORM and note that the trace moves to the left. Mark this point "-5." Now you can divide the distance between -5 and +5 into 10 equally spaced large divisions representing one volt per division (Fig. 5). The other ranges are automatically calibrated by this procedure. The +5 mark on the 5-V range corresponds to +1 of the 1-V range, etc.

Applications. You can experiment with the TV-Scope by hooking the input probe across one of the speakers of a phonograph amplifier. The trace will follow the music, varying in shape with the different sounds received. The light show produced is also a practical indicator for detecting clipping and other types of distortion in the amplifier.

Consistent waveforms can be seen by playing a test record, such as the Shure TTR103 Phono Cartridge Traceability Test Record. Different frequencies can be produced by changing the turntable speed. Although the TV-Scope has no trigger, you can stabilize the display by adjusting the vertical-hold control on the TV.

If you can't get your hands on a sine-wave generator, an electric guitar can be used to synthesize sine waves. You can also investigate the waveforms of electronic organs and other music synthesizers.

Many home computers use audio-cassette recorders for program storage and loading. The TV-Scope connected to the cassette output allows you to adjust the peak-to-peak output to the recommended optimum value (usually 4 V) for reliable program loading.

You can measure frequency and relative phase with two TV-Scopes. A known reference signal is displayed on one channel and the input signal on the other channel is compared against it. Dual-trace also enables measurement of stereo separation and phasing between speakers by displaying both speaker outputs at the same time. These are just a few of the ways to use the TV-Scope. After working with the scope for a while you'll find many more applications. ◇

TIMING DIAGRAMS: HOW TO READ AND USE THEM

Ability to interpret timing diagrams from device manufacturers is essential in designing and troubleshooting digital circuits

IN A digital system, whether it is a simple countdown circuit or a complex computer, timing is everything. Except for the simple inverter (one input, one output), logic elements such as gates, flip-flops, and counters require that two or more signals be applied to their respective inputs at the right time in order to produce the desired output. If there is a timing error and one signal is delayed for some reason, the logic element will not function properly—if at all. Thus, timing diagrams are important tools in the work of digital circuit designers.

The waveforms of digital signals are invariably shown in ideal shapes such as that in Fig. 1A. Note the infinitely fast rising and falling edges of the ideal pulse. However, we live in a world where capacitance, inductance, and time are realities,

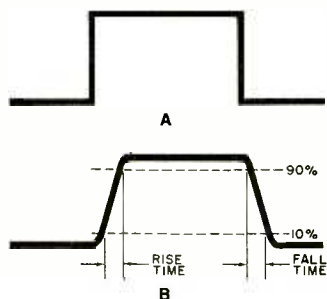


Fig. 1. An ideal digital signal (A) and a more realistic waveshape (B).

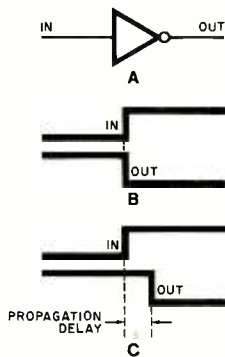


Fig. 2. Input and output waveforms for an inverter. Propagation delay shown at (C).

so it takes a finite amount of time (usually measured in nanoseconds) for a digital signal to change states. This is shown in Fig. 1B, where rise and fall times are measured between the 10% and 90% points of the waveform.

In the waveforms shown in this article, idealized shapes are used to simplify the drawings. In reality, they would look more like the waveshape in Fig. 1B.

The Timing Diagram. A timing diagram illustrates how logic signals change with time in relation to other signals. The format is: logic level (or voltage) on the vertical axis, and time on the horizontal

axis. The diagram is “read” from left to right.

Consider the inverter shown in Fig. 2A. (The small circle at the output indicates signal inversion.) The timing diagram for this device (Fig. 2B) shows how the output is the inverse of the input signal. However, in the real world, it takes time for the semiconductor elements within the device to respond to the input signal. This is known as the “propagation delay” between the two signals (Fig. 2C). This delay is present in all logic elements

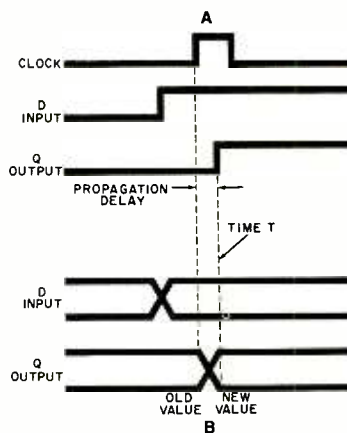


Fig. 3. Timing diagram for a D flip-flop (A); modified at (B) to show delay.

Introducing incredible tuning accuracy at an incredibly affordable price: The Command Series RF-3100 31-band AM/FM/SW receiver.* No other shortwave receiver brings in PLL quartz synthesized tuning and all-band digital readout for as low a price.† The tuner tracks and "locks" onto your signal, and the 5-digit display shows exactly what frequency you're on.

There are other ways the RF-3100 commands the airways: It can travel the full length of the shortwave band (that's 1.6 to 30 MHz). It eliminates interference when stations overlap by narrowing the broadcast band. It improves reception in strong signal areas with RF Gain Control. And the RF-3100 catches Morse



communications accurately with BFO Pitch Control. Want to bring in your favorite programs without lifting a finger? Then consider the Panasonic RF-6300 8-band AM/FM/SW receiver (1.6 to 30 MHz) has microcomputerized preset pushbutton tuning, for programming 12 different broadcasts, or the same broadcast 12 days in a row. Automatically. It even has a quartz alarm clock that turns the radio on and off to play your favorite broadcasts.

The Command Series RF-3100 and RF-6300. Two more ways to roam the globe at the speed of sound. Only from Panasonic.

Shortwave reception will vary with antenna, weather conditions, operator's geographic location and other factors. An outside antenna may be required for maximum shortwave reception.

†Based on a comparison of suggested retail prices.

This Panasonic Command Series™ shortwave receiver brings the state of the art closer to the state of your pocketbook.



With PLL Quartz Synthesized Tuning and Digital Frequency Readout.

Panasonic
just slightly ahead of our time.

CIRCLE NO. 35 ON FREE INFORMATION CARD

www.americanradiohistory.com

timing diagrams

and has to be accounted for in timing diagrams.

The timing diagram for a D flip-flop is shown in Fig. 3A. Operation of this device is such that, when the clock input is a signal with a rising edge, the data (logic 0 or logic 1) at the D input is transferred to the Q output and held there until the next clock pulse. The diagram in Fig. 3A is for the case where the D input was at logic 1 when the clock pulse appeared. The Q output shows the D-input transfer along with the propagation delay. If the D input were at logic 0 when the clock pulse was received, the Q output would not have changed. There would still be a propagation delay but it would not show on the timing diagram because both sides would be at logic 0. In either case, the Q output would be valid at time T.

In the modified partial timing diagram shown in Fig. 3B, the D input and the Q output are shown at logic 0 and logic 1 at the same time—clearly an impossible situation. This technique is used to illustrate both logic conditions (old value and new value) that can exist before the clock pulse and after the clock pulse propagation delay time. After time T, the signals assume their proper states.

In computer circuits, there are sets of signals called "busses." In an 8-bit processor, there will be eight signals in the data bus, 16 in the address bus, and some undetermined number in the control bus. As shown in Fig. 4A, instead of drawing all eight input and output signals separately, we show them as a group. Here the inputs settle in before the arrival of the clock pulse, and the outputs assume the required state after the propagation delay of the data pulse. In the logic diagram of Fig. 4B, the large arrows with the numbers inside them are used to indicate the eight inputs and outputs.

Another symbol that is often used is shown in Fig. 5. In this case, the falling edge of signal 1 causes the falling edge of signal 2 or the rising or falling edges of whatever other signals are being triggered.

A Real Chip. Let us examine the specifications for a real TTL device—in this case a 74LS163 4-bit counter. As indicated by the letters "LS" in the number, this is a low-power Schottky device.

Other than gates, most digital logic (regardless of family) is timed from a system "clock"—a pulse train with steep rising and falling edges. Since the 74LS163 is a TTL device, the clock must be "TTL compatible." This means that a clock level less than 0.8 volt is considered a logic 0 and a level greater than 2 volts is considered a logic 1. Input voltages between these two levels are disallowed.

To determine the maximum clock frequency that can be used, one must exam-

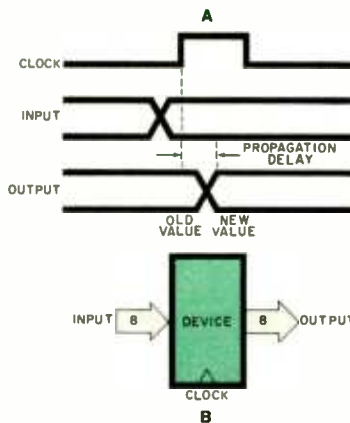


Fig. 4. How sets of signals are indicated as busses in an 8-bit processor.

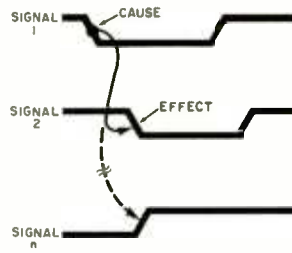


Fig. 5. Arrows are used to indicate cause and resultant effects.

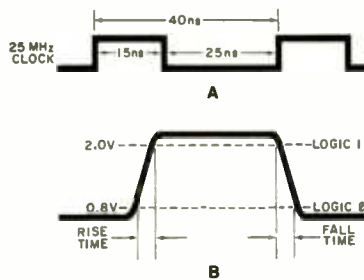


Fig. 6. The clock period has a lowtime and a high time.

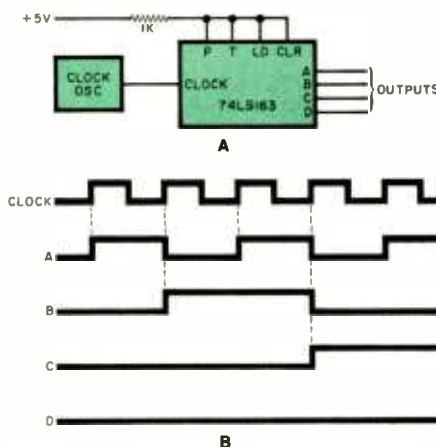


Fig. 7. The circuit at (A) is counting the clock pulses to produce the proper output sequence as illustrated by the waveforms in (B).

ine the specification sheet for the 74LS163. When the chip is operated at 5 V at 25°C, the specs say the maximum clock frequency (f_{clock}) is 25 MHz. Some individual chips may operate above this frequency, but there is no guarantee.

At 25 MHz, a single clock period is 40 ns and 25 million of these occur in every second. On the spec sheet it also states that the minimum period allowed (clock high time plus clock low time) is 40 ns and that the width of the clock pulse (T_{wclock}) is 25 ns min. The manufacturer defines T_{wclock} as the low interval, leaving 15 ns for the high interval. This is shown in Fig. 6A. Note that ideal waveforms are used in this illustration. The more realistic waveforms are shown in Fig. 6B. Here, the rise time is the length of time the clock voltage spends in the region between a valid logic 0 and a logic 1.

The fall time is the analogous length of time when the clock voltage is falling from a logic 1 to logic 0. The rise and fall periods are known as the clock's "edges." Maximum rise and fall times are usually not specified, but they should be kept as fast as possible in a clock circuit.

In Fig. 7A, the 74LS163 is counting the clock pulses to produce an output sequence of 0000, 0001, 0010 0011, etc., which converts to 0, 1, 2, 3, etc., in decimal. This is clearly shown in the timing diagram of Fig. 7B, where the outputs for each clock pulse are shown. In a diagram like this, it is customary to put the input (cause) on the top and the outputs (effects) below.

If clocking of the circuit in Fig. 7A continues, it will eventually arrive at its maximum count of 1111 (decimal 15), with the next clock pulse producing an 0000 output. The cycling between decimal 0 and decimal 15 continues as long as clock pulses are provided.

To make this circuit count to some number less than decimal 15, say 12, some means of detecting the occurrence of decimal 12 (1100 binary) must be used. This is shown in Fig. 8A, where a two-input NAND gate has been added. The bi-

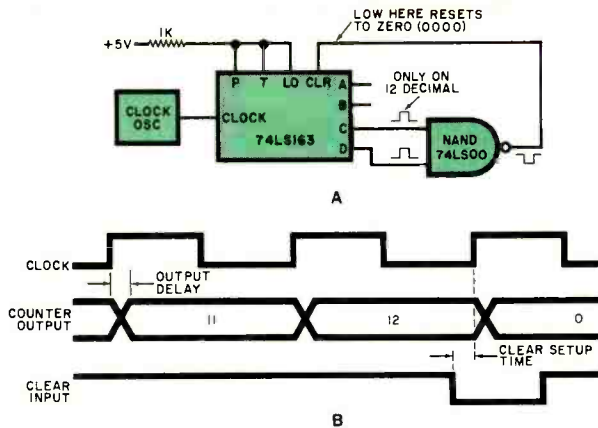


Fig. 8. The circuit of Fig. 7 modified to detect the occurrence of decimal 12.

nary sequence from 0000 to 1111 for the output terminals of the 74LS163 is as follows:

| Binary | Decimal |
|---------|---------|
| D C B A | |
| 0 0 0 0 | 0 |
| 0 0 0 1 | 1 |
| 0 0 1 0 | 2 |
| 0 0 1 1 | 3 |
| 0 1 0 0 | 4 |
| 0 1 0 1 | 5 |
| 0 1 1 0 | 6 |
| 0 1 1 1 | 7 |
| 1 0 0 0 | 8 |
| 1 0 0 1 | 9 |
| 1 0 1 0 | 10 |
| 1 0 1 1 | 11 |
| 1 1 0 0 | 12 |
| 1 1 0 1 | 13 |
| 1 1 1 0 | 14 |
| 1 1 1 1 | 15 |

There are two important facts about this circuit: (1) when both inputs of a NAND gate are high, the output is low—otherwise it is high; (2) when the CLR (clear) input of the 74LS163 is low, the counter resets to 0000 and when the CLR is high, the device counts.

In this example, the two NAND gate inputs are connected to outputs C and D, with the normally high output connected to the clear input of the counter. It counts normally from 0000 until it reaches 1100. Then the output of the NAND gate goes low, resetting the

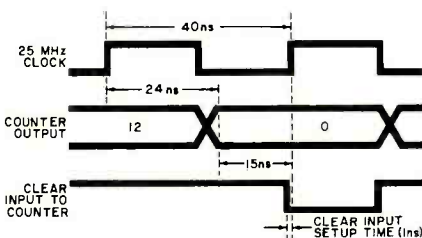


Fig. 9. Timing diagram for the circuit in Fig. 8 using parts specified.

counter to 0000. Thus, the counter/gate arrangement can be forced to count up from 0000 to 1100 in cyclic fashion. The timing diagram for this is shown in Fig. 8B. The circuit and the timing diagram appear to be satisfactory, but it is important to determine whether the 74LS163 will produce the new output and whether the NAND gate will produce an output in time to provide the clear signal before the next clock pulse.

The time period labelled "output delay" is a measure of how fast the counter changes states with the clock pulse. If we refer to the specification sheet for the 74LS163, we find that two different switching parameters are listed: one when switching from a 0 to 1 and another for the 1-to-0 transition. Since the major concern is to produce a 1100 signal for the NAND gate, the maximum specification of 24 ns will be used. Thus, at most, 24 ns after the twelfth clock pulse's rising edge, both of the inputs to the NAND gate will be at logic 1. According to the specification sheet for the 74LS00, the output goes to logic 0 within 15 ns max. This becomes the clear signal for the 74LS163 and will get clocked into the counter at the next clock edge.

The timing diagram is now as shown in Fig. 9. When the time delays through the counter and NAND gate are added, the result is 39 ns—just barely in time for the next clock edge. Will this work? Although it looks as if it would, one more specification has to be accounted for.

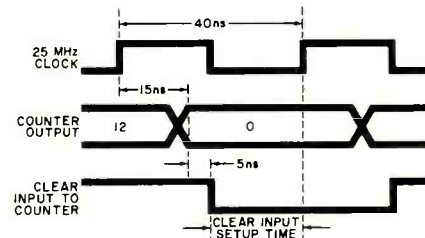


Fig. 10. Timing diagram for the clock circuit using a faster counter unit.

A FULL SPECTRUM OF ELECTRONICS

SEMICONDUCTORS

ECG EQUIVALENTS (PARTIAL LIST)

| | |
|------------------|------------------|
| 238...10/\$26.00 | 230...5/\$17.50 |
| 113...10/\$4.50 | 231...5/\$17.50 |
| 123A...10/\$3.50 | 291...10/\$12.50 |
| 128...10/\$9.95 | 292...10/\$12.50 |
| 129...10/\$9.95 | 308...5/\$25.00 |
| 152...10/\$7.50 | 310...5/\$25.00 |
| 153...10/\$7.50 | 375...10/\$15.00 |
| 154...10/\$12.00 | 125...100/\$8.95 |
| 157...10/\$9.95 | |
| 196...10/\$9.95 | |
| 197...10/\$9.95 | |
| 198...10/\$12.50 | |



TRIPLERS & SAFETY

CAPS ECG EQUIVALENTS

| | |
|-------------------------------------|---------------|
| 500A...ea.\$10.95 | |
| 523...ea.\$13.95 | |
| 526A...ea.\$16.75 | |
| 800-860...5/\$15.00 | |
| 250663-17 and 250663-11...ea.\$3.50 | or 10/\$30.00 |



CARTRIDGES & NEEDLES

MAGNETIC CARTS

| | |
|---------------------------|--|
| ADC QLM...ea.\$7.50 | |
| PICKERING V15...ea.\$6.95 | |
| SHURE...ea.\$6.95 | |

CERAMIC CARTS

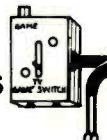
| | |
|-----------------------------|--|
| BSRSC8H2...ea.\$2.99 | |
| TETRAD 2-T5HD-8...ea.\$2.99 | |
| VARCO TN4B...ea.\$1.99 | |

POPULAR REPLACEMENT NEEDLES

| | |
|----------------------------|----------------|
| Double tip...ea.\$.99 | 100 lot \$.79 |
| ◇SINGLE TIP MAGNETIC | |
| SHURE N75, N44, N911 | |
| PICKERING V15...ea.\$3.25 | |
| AUDIO TECHNICA...ea.\$4.95 | |

BSR DROP IN CHANGER

ea. \$29.95 4/\$110.00

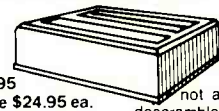


CATV/MATV ACCESSORIES

| | |
|---|--|
| ATARI TV GAME SWITCH...ea.\$2.95 10/\$27.50 | |
| COAX AB SWITCH...ea.\$2.95 10/\$27.50 | |
| VHF/UHF SEPARATOR-TRANSFORMER 75Ω HM...10/\$12.50 | |


36 CHANNEL CABLE CONVERTER FOR TV & VTR

ea. \$29.95 6 or more \$24.95 ea. not a descrambler



VIDEO CONTROL CENTER

V4802...ea.\$29.95 10/\$24.95 ea.



Spectrum Electronics

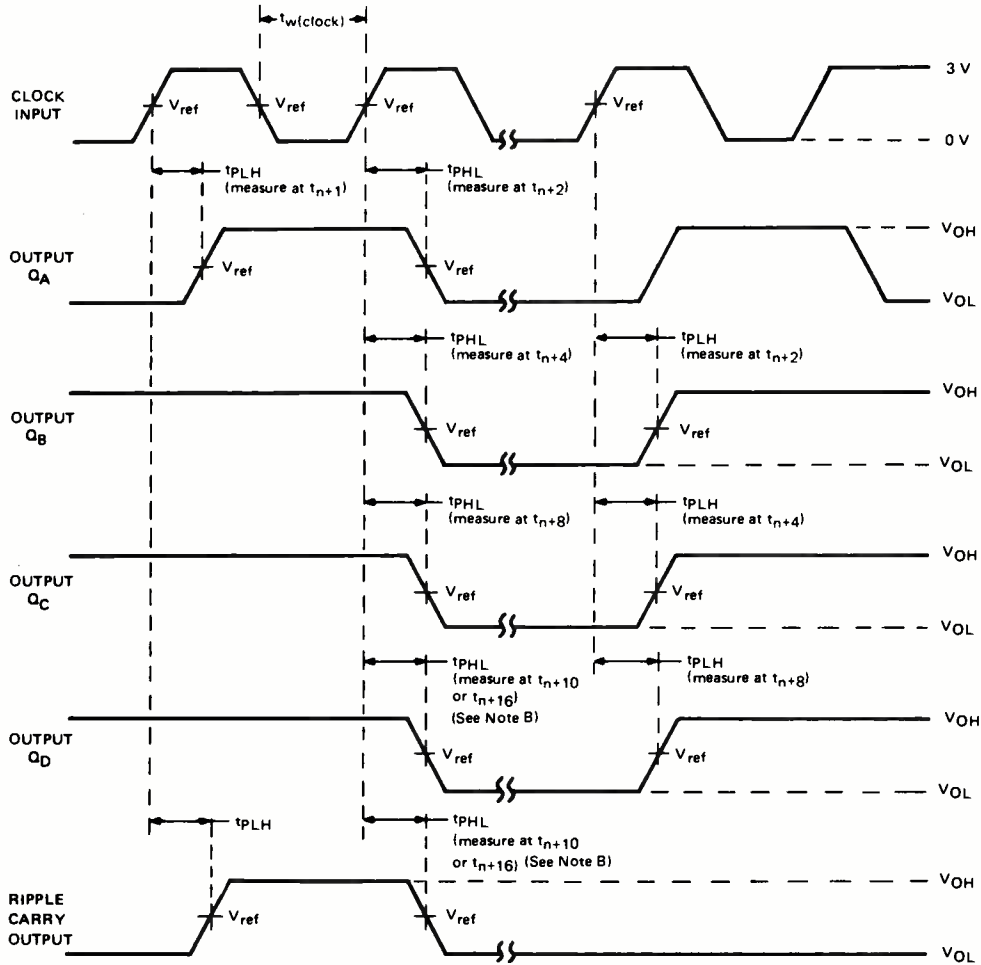
CALL OR WRITE FOR YOUR FREE CATALOG

5932 Market St., Phila., Pa. 19139
Toll Free 800-523-0721
in PA Call Collect 215-472-0369
VISA, MASTERCARD ACCEPTED

CIRCLE NO. 40 ON FREE INFORMATION CARD

**TYPES SN54160 THRU SN54163, SN54LS160A THRU SN54LS163A,
SN54S162, SN54S163, SN74160 THRU SN74163,
SN74LS160A THRU SN74LS163A, SN74S162, SN74S163
SYNCHRONOUS 4-BIT COUNTERS**

PARAMETER MEASUREMENT INFORMATION



VOLTAGE WAVEFORMS

- NOTES: A. The input pulses are supplied by a generator having the following characteristics: PRR < 1 MHz, duty cycle < 50%, $Z_{out} \approx 50 \Omega$; for '160 thru '163, $t_r < 10$ ns, $t_f < 10$ ns; for 'LS160A thru 'LS163A, $t_r < 15$ ns, $t_f < 6$ ns; and for 'S162, 'S163, $t_r < 2.5$ ns, $t_f < 2.5$ ns. Vary PRR to measure t_{max} .
- B. Outputs Q_D and carry are tested at t_{n+10} for '160, '162, 'LS160A, 'LS162A, and 'S162, and at t_{n+16} for '161, '163, 'LS161A, 'LS163A, and 'S163, where t_n is the bit time when all outputs are low.
- C. For '160 thru '163, 'S162, and 'S163, $V_{ref} = 1.5$ V; for 'LS160A thru 'LS163A, $V_{ref} = 1.3$ V.

FIGURE 1—SWITCHING TIMES

TEXAS INSTRUMENTS
INCORPORATED
POST OFFICE BOX 5012 • DALLAS, TEXAS 75222

Timing diagrams for the 74LS163 from "The TTL Data Book."

This is setup time, the minimum amount of time the IC requires a signal to be valid before the next clock edge appears.

The 74LS163 specifies a "Clear Input Setup Time" of at least 25 ns. Unfortunately, according to the timing diagram, our circuit provides only 1 ns. If we used

a faster Schottky NAND gate instead of low-power Schottky, the gate delay would be 5 ns instead of 15 ns. Since we are off by 24 ns, substituting a faster Schottky makes the circuit off by 14 ns. So it still will not work properly.

Now if the counter were a faster

Schottky, the "Clock to Output Valid" time is reduced to 15 ns (instead of the 24 ns for the low-power Schottky). The setup time on the clear input is reduced to 14 ns. This is shown in Fig. 10. Thus the new Schottky version will indeed work.

There is one circuit "trick" that can be

recommended operating conditions

| | SN54LS* | | | SN74LS* | | | UNIT |
|--|------------------------|-----|------|---------|-----|------|--------------|
| | MIN | NOM | MAX | MIN | NOM | MAX | |
| Supply voltage, V_{CC} | 4.5 | 5 | 5.5 | 4.75 | 5 | 5.25 | V |
| High-level output current, I_{OH} | | | -400 | | | -400 | μ A |
| Low-level output current, I_{OL} | | | 4 | | | 8 | mA |
| Clock frequency, f_{clock} | 0 | | 25 | 0 | | 25 | MHz |
| Width of clock pulse, $t_w(clock)$ | | 25 | | | 25 | | ns |
| Width of clear pulse, $t_w(clear)$ | | 20 | | | 20 | | ns |
| Setup time, t_{SU} (see Figures 1 and 2) | Data inputs A, B, C, D | | 20 | | 20 | | ns |
| | Enable P or T | | 20 | | 20 | | |
| | Load | | 20 | | 20 | | |
| | Clear ^o | | 20 | | 20 | | |
| Hold time at any input, t_H | | 0 | | | 0 | | ns |
| Operating free-air temperature, T_A | | -55 | 125 | | 0 | 70 | $^{\circ}$ C |

^o This applies only for 'LS162 and 'LS163, which have synchronous clear inputs.

switching characteristics, $V_{CC} = 5\text{ V}$, $T_A = 25^{\circ}\text{C}$

| PARAMETER ¹ | FROM (INPUT) | TO (OUTPUT) | TEST CONDITIONS | MIN | TYP | MAX | UNIT |
|------------------------|----------------------------|-------------|---|-----|-----|-----|------|
| f_{max} | | | | 25 | 32 | | MHz |
| t_{PLH} | Clock | Ripple | $C_L = 15\text{ pF}$, $R_L = 2\text{ k}\Omega$, See Figures 1 and 2 and Notes 8 and 9 | 20 | 35 | | ns |
| t_{PHL} | | carry | | 18 | 35 | | |
| t_{PLH} | Clock (load input high) | Any | | 13 | 24 | | ns |
| t_{PHL} | | Q | | 18 | 27 | | |
| t_{PLH} | Clock (load input low) | Any | | 13 | 24 | | ns |
| t_{PHL} | | Q | | 18 | 27 | | |
| t_{PLH} | Enable T | Ripple | | 9 | 14 | | ns |
| t_{PHL} | | carry | | 9 | 14 | | |
| t_{PHL} | Clear | Any Q | | 20 | 28 | | ns |

¹ f_{max} \equiv Maximum clock frequency
 t_{PLH} \equiv propagation delay time, low-to-high-level output.
 t_{PHL} \equiv propagation delay time, high-to-low-level output.

NOTES: 8. Load circuit is shown on page 3-11.

9. Propagation delay for clearing is measured from the clear input for the 'LS160A and 'LS161A or from the clock transition for the 'LS162A and 'LS163A.

Characteristics for the 74LS163 from the "The TTL Data Book."

used with the low-power Schottky devices. That is to detect the decimal-11 state as shown in Fig. 11. The circuit uses a three-input NAND gate and a flip-flop to detect the decimal-11 state and delay the result by one clock pulse so that clock-pulse 12 catches up before clearing

the counter. The gate has a 7-ns propagation delay and the flip-flop requires 5 ns to setup. The flip-flop propagates the D input to the Q output in 9 ns max. Thus the 25-ns setup required is met. Note that the counter has 31 ns to setup on the clear input.

Conclusion. There are two areas to watch. Timing specifications are usually given for devices operating at 5 V and 25°C. Since chips tend to get warm when operating, their timing specifications degrade at higher temperatures. This is why cooling fans are used in most equipment. Since winter temperatures may go below specifications, low-temperature specifications must also be considered when selecting chips for outdoor or automotive use.

The second problem may arise because specifications are published only for dc loads. If the dc load (fanout) of the circuit exceeds that of the specifications, other values will be downgraded. Increasing the surface area of a printed circuit trace or attempting to drive a length of cable could cause the IC to "see" a higher capacitance than specified. In each of these cases, the chip will exhibit slightly degraded performance. Most manufacturers provide a "derating" graph to take care of such contingencies.

Now you can see how even a circuit as simple as a counter can be assembled in correct logical order yet not work properly. What is important is that the timing diagram of the circuit is a valuable design tool which can save a lot of time later. \diamond

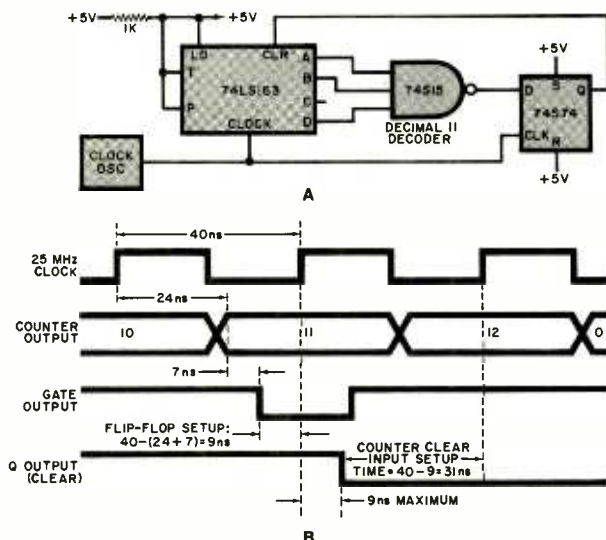


Fig. 11. Circuit and timing diagrams to detect the decimal-11 state.

10-LED LOGIC PROBE

*Readout indicates analog
or digital voltages with
10 stepped LEDs*

BY NORMAN PARRON

THERE are many different kinds of logic probes on the market, each suited to a different need. If you choose an inexpensive type, the probe may be useless in some instances because it lacks certain desirable features. What is needed is a sophisticated probe at a low price. It is possible to enjoy the "best of both worlds" by building this \$20 logic probe with a design based on a LED oscilloscope.

The logic probe not only indicates *high* and *low* states but the voltages in between as well. You can see *high* (greater than 3 V), *low* (less than 1 V), *open* (about 2.5 V), or a *maybe* (1 to 3 V) assuming TTL ICs. The probe can also be used as a peak-reading voltmeter. It has two range switches that allow you to view 0 to 2.5 V, 0 to 5 V, and 0 to 30 V. (Actually, you can select any range you wish by changing the range resistors.) Since its response time is relatively fast, you can also view attack and decay times (leading and trailing edges) of a pulse.

The probe is good for digital and analog signals and positive or negative voltages. It uses battery or other external power, and has a frequency range up to 1 MHz. It can be used to troubleshoot computers and peripherals, electronic organs, stereo equipment, etc.

Circuit Operation. Referring to the schematic of Fig. 1, switches *S1* and *S3* select voltage ranges of 0 to 2.5 V and 0 to 5 V respectively. When both switches are off, the 30-V range is selected. Al-

though 30 V is the maximum voltage that can be indicated with this unit, higher inputs will not harm it.

The 3914 (*IC1*) is a dot/bar display driver used in the "dot" mode (pin 9 open). The voltage input is to pin 5. Resistor *R1* controls the LED current, while *R2* is used to calibrate the voltage scales (the reference voltage of the chip is between pins 7 and 8). The 3914 drives a LED bar-graph array, which is made up of 10 LEDs housed in a 20-pin dual-in-line package. For the 5-V range, each LED lights in 0.5-V steps.

Transistors *Q1* and *Q2* are connected in a Darlington configuration and serve as a high-impedance buffer. Connecting the 555 (*IC2*) as a monostable stretches the input pulse to 50 ms (or any length desired). Switch *S2*, between pins 6 and 7, allows the 555 to stretch (switch closed) or store (switch open) a transient pulse. When *S2* is open, pin 6 is left floating. This disables the reset

portion of the 555 monostable. It will stay on until it is reset by closing the switch. This enables the probe to catch pulses as narrow as 0.1 μ s. Indicator *LED1* is a rectangular, yellow light-emitting diode that signals the presence of a pulse. The time constant of the 555 is set by *R3* and *C1*.

Construction. Construction of the probe poses one small problem—finding a case of the appropriate size and shape. The one used here was ob-

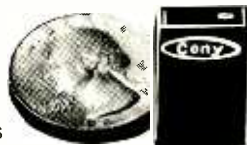
It's like having X-ray ears...

Tiny, powerful electronic "ears" let you hear whispers through walls, conversations 2 miles away.

The Dyna-Mike Transmitter

It's smaller than a quarter. But DYNA-MIKE will transmit every sound in a room to an FM radio tuned to the proper unused frequency, from 1/3 mile to 2 miles away.

If you're at a neighbor's home a block from your own, you can hear your baby's cry, or you can tell the instant your spouse comes home. If two



of you are driving tandem in two cars, one or both of you can communicate with the other even if other cars drive between you.

DYNA-MIKE has as many uses as your imagination can think of. For a business conference, let the tiny microphone sit unobtrusively on the table or concealed on a shelf, and you'll be able to record every word. For businesses, you can put an FM receiver in a warehouse or remote office and "broadcast" instructions or orders to be filled.

Public speakers never had a better friend than the DYNA-MIKE. No wires or setup — just turn on one or more radios and your speech will come through with perfect fidelity. Put one on the front porch. If you hear a suspicious sound, turn on the radio and you'll hear the doorbell or the ring of the telephone.

Choose Your Model

New Horizons is introducing three models of the DYNA-MIKE supersensitive broadcast microphone. Model IC-18 is the world's smallest microphone — it's a miracle of electronic miniature power, with a high-fidelity range of 1800 feet. Introductory price is \$129.95 (two for only \$119.95 each).

Model X-18 is the longest-range microphone, with an unbelievable two-mile range. Introductory price is \$149.95 (two for only \$139.95 each).

Model X-3 is the most sensitive microphone. It broadcasts perfect-quality sound even from low-levels or whispers, up to 1,500 feet. Introductory price is \$99.95 (two for only \$89.95 each).

Each microphone is fully wired, complete with standard HC-1.35v. battery, good for 100 hours of continuous use and easily and inexpensively replaceable.

Of course you're protected by the New Horizon guarantee: use any DYNA-MIKE transmitter microphone for 30 days, with the right to return it for a full refund if you're not delighted.

— Phone or use this coupon —

The Super-Ear

You'll hear it all.

Effortlessly, you can hear not just a baby's cries, but quiet breathing, through a concrete wall a foot thick. Put the SUPER-EAR earphone in your ear and place the speaker on the wall. That's all there is to it.

SUPER-EAR hears everything, and even more astounding, hears it clearly. It's as though the wall weren't there. If you're coming home late at night and think intruders are in your residence, let SUPER-EAR find out for you. Want to know if the meeting is over in the room with the closed door? SUPER-EAR will tell you in a second.

SUPER-EAR is undetectable from the other side of the wall. The quality of sound has amazing fidelity—good enough to record, and SUPER-EAR has its own built-in recorder jack.

Because SUPER-EAR is the ultimate listening device, you can use it to pinpoint hidden squeaks in your car or the source of mysterious engine noises.

Construction experts use it to check for flaws or cracks in buildings.

It Works Anywhere!



Ever put your ear to a railroad track to try to hear the train? Try it with SUPER-EAR. You'll hear that train many miles away. Use it as a powerful stethoscope on yourself, a friend, or a pet. You can even hear a bird's breathing.

The only source for SUPER-EAR is New Horizons. Choose from two models — Model SB-5, with ultrasensitive microphone, \$139.95 (two for only \$129.95 each); or Model SB-1, with suction-type microphone, \$99.95 (two for only \$89.95 each).

Use your SUPER-EAR for 30 days. If for any reason you're not delighted, the absolute New Horizons guarantee means you can return it for a prompt refund.

The Phone Answerer Recorder

The PHONE ANSWERER/RECORDER connects in seconds between any tape recorder and your telephone. When you're away it automatically delivers a message up to 20 seconds to anyone who calls: when you'll return, when to call back, where you are.

When you're there, the ANSWERER/RECORDER starts any cassette recorder automatically when you pick up the phone and shuts off when you hang up.



It records both sides of the conversation with astonishing clarity, giving you a permanent record of every call, preventing unauthorized use of your phone, and eliminating misunderstandings over what was said. It's specially wired to extend recording time on your tape recorder. Needs no batteries - it's always "alive".

The PHONE ANSWERER/RECORDER is a masterpiece of miniaturization. It's yours for \$49.95 (two for only \$44.95 each). PHONE RECORDER unit alone, records but doesn't answer, \$29.95 (two for \$24.95 each). Every instrument has the unbeatable New Horizons guarantee.

For immediate service on credit card orders, call toll-free 24 hours a day, seven days a week:

1-800-824-7888

Ask for operator NO. 551

in California: 800-852-7777

We Absolutely Guarantee! Use any electronic instrument acquired from us for up to 30 days. If you decide for any reason that you don't want to keep it, return it for a 100% refund.

NEW HORIZONS

1 Penn Plaza, Suite 100
New York, N.Y. 10119
For Information Call (201) 370-8029

New Horizons, 1 Penn Plaza, Suite 100, New York, NY 10119

PE9

Please ship at once, with 30-day money-back guarantee:

— Phone or use this coupon —

- Super-Ear Model SB-5, \$139.95
- 2 for \$129.95 each
- Super-Ear Model SB-1, \$99.95
- 2 for \$89.95 each
- Dyna-Mike Model IC 18, \$129.95
- 2 for \$119.95 each
- Dyna-Mike Model X-18, \$149.95
- 2 for \$139.95 each
- Dyna-Mike Model X-3, \$99.95
- 2 for \$89.95 each
- Phone Answerer/Recorder, \$49.95
- Phone Recorder, \$29.95
- 2 for \$24.95 each

Indicate payment method:

Check enclosed
 Bill to VISA Master Card

No. _____

Expires _____ Signature _____

Name _____

Address _____

City _____ State _____ Zip _____

Please add \$1.75 per total order for shipping.

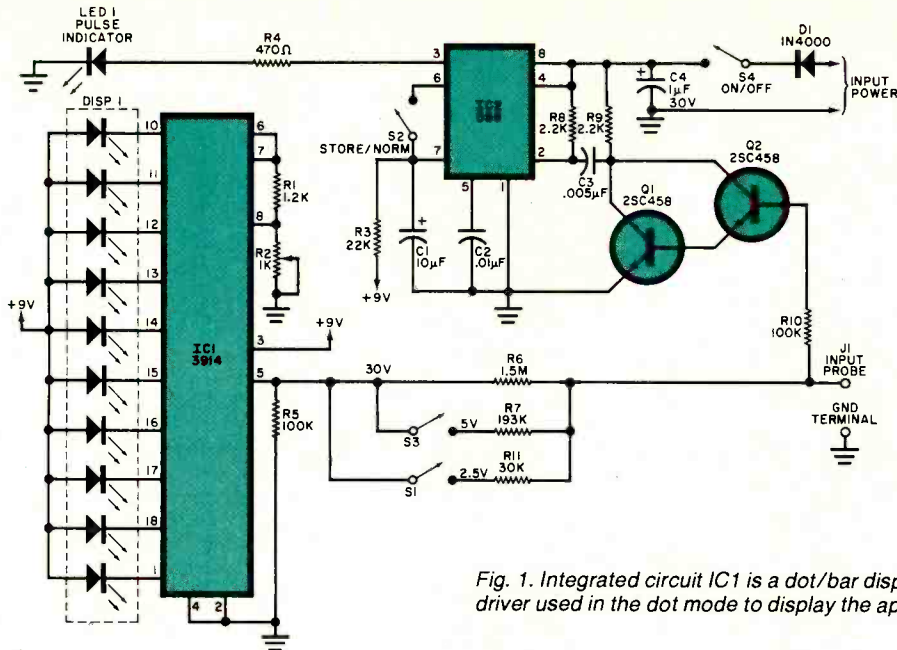


Fig. 1. Integrated circuit IC1 is a dot/bar display driver used in the dot mode to display the appropriate LED.

PARTSLIST

- C1—10- μ F, 35-V tantalum capacitor
- C2—0.01- μ F capacitor
- C3—0.005- μ F capacitor
- C4—10-to-22- μ F, 35-V tantalum capacitor
- D1—1N4000 diode (or any diode with a 50-V or greater PIV)
- DISP1—Light-emitting diode bar-graph array (Radio Shack 276-072 or similar)
- IC1—3914 dot/bar display driver
- IC2—555 timer
- J1—Red nylon-insulated tip jack (Allied Electronics 828-1513 or similar)
- J2—Black nylon-insulated tip jack (Allied Electronics 828-1512 or similar)

- LED1—Rectangular, yellow light-emitting diode (Radio Shack 276-081 or similar)
- Q1, Q2—2SC458 transistor (see note)
- Unless otherwise noted, the following are 1/4- or 1/8-W, 5% resistors:
- R1—1.2 kilohms
- R2—1-kilohm miniature trim pot
- R3—22 kilohms
- R4—470 ohms
- R5, R10—100 kilohms
- R6—1.5 megohms (see text)
- R7—193 kilohms (see text)
- R8, R9—2.2 kilohms
- R11—30 kilohms (see text)

- S1 through S4—4-position, miniature spst DIP switch
 - Misc.—Pc board, case, probe tip, 9-V battery clip, etc.
- Note:** Q1 and Q2 are npn signal transistors chosen for their square shape. The pin configuration is base-collector-emitter. (A single Darlington can be used in their place.) The transistor is available at stereo repair shops or from Fugis-Svea, Inc. (Torrance, CA). A noninsulated tip plug is available from Allied Electronics (part no. 920-0108).

tained with one dollar and a trip to the supermarket for a Pepsodent toothbrush holder. It is transparent, small, plastic, and reasonably rugged. The holder has a hook attached to one end that has to be cut off with a fine saw and filed smooth.

Remove the battery clip from a dead 9-V battery and lay it against the end of the case where the hook was removed. Mark where the two holes are and drill the case. Solder two 3" insulated wires to the battery clip and slide the wires through their respective holes.

Coat the edges and ends of the case top with petroleum jelly. Then put the case together and hold it closed with a rubber band. With this done, coat the white section under the battery clip with clear epoxy and tape the clip in place. Put it aside to harden.

The pc board is long and narrow, as can be seen from the foil pattern (Fig. 2). Since the board is double-sided, you will have to use solder-through holes, molex socket pins, or spring pins.

For those who don't use photo etching, make the pc board using the bottom pattern only. Install both top and bottom components as shown in the parts-layout diagram (Fig. 3). Using fine wire-wrap wire, connect all the points that should have been connected by the top pc runs. Although this is not economical for mass production, it is easy and inexpensive for the one-time project—especially a tightly packed one.

Once the epoxy has hardened, remove the tape and rubber bands and carefully separate the top and bottom of the case. If the petroleum jelly was put on properly, they should not be stuck together. At the opposite end, carefully cut, drill, or melt two holes large enough to insert red and black tip jacks. File two small notches in the top cover so that it will fit properly. Tip jacks are used for two reasons. First, it is simple to make a probe tip with the help of a tip plug. The second reason is that since this probe uses battery pow-

er, negative voltages can be measured by reversing the probe tips.

Remove the tip jacks and solder one 3" wire to each jack. Insert the jacks in their holes and glue them in place with clear epoxy. Hold the jacks in place by putting the top on and a piece of tape across the jacks.

Cut a piece of soft foam 1/2" thick and as long and wide as the pc board. Once the epoxy has hardened, remove the top and tape, and clean with alcohol to remove the petroleum jelly. Place the pc board bottom side up next to the bottom of the case and attach the four wires to the bottom of the pc board.

Place the piece of foam in the bottom of the case and put the pc board on the foam. Push the top down and mark a square over the DIP switch and a dot over the calibration pot. Then using a small drill and file, cut out the holes. Once the holes are completed, position the top and hold with rubber bands. Label the DIP switch with press-on lettering.

EQUIPMENT AND TRAINING NO OTHER SCHOOL CAN MATCH.

**NTS HOME TRAINING INVITES YOU TO EXPLORE MICROCOMPUTERS,
DIGITAL SYSTEMS AND MORE, WITH STATE-OF-THE-ART EQUIPMENT
YOU ASSEMBLE AND KEEP.**


Without question, microcomputers are the state of the art in electronics. And NTS is the only home study school that offers you training for this booming field with a choice of 3 production-model micro computers.

We'll explain the principles of troubleshooting and testing your microcomputer and, best of all, we'll show you how to program it to do what you want.

You'll use a digital multimeter, a digital logic probe and other sophisticated testing gear to learn how to localize problems and solve them.

Send for the full color catalog in the electronics area of your choice - discover all the advantages of home study with NTS!

NTS also offers courses in Auto Mechanics, Air Conditioning and Home Appliances. Check card for more information.




We believe that training on production-model equipment, rather than home-made learning devices, makes home study more exciting and relevant. That's why you'll find such gear in most of NTS's electronic programs.

For instance, to learn Color TV Servicing you'll build and keep the 25" (diagonal) NTS/HEATH digital color TV.

In Communications Electronics you'll be able to assemble and keep your own NTS/HEATH 2-meter FM transceiver, plus test equipment.

But no matter which program you choose, NTS's Project Method of instruction helps you quickly acquire practical know-how.





Simulated TV Reception

4.

3. The NTS/Heath HN-39A Microcomputer features floppy disk storage, "smart" video terminal, two Z80 microprocessors, with 32K RAM Memory, expandable to 64K on board. 4. The NTS/Heath GR 2001 Digital Color TV (25" diagonal) features specialized AGC-SYNC muting, filtered color and new solid-state high voltage tripler rectifier.

1. The NTS/Rockwell AIM 65 Dedicated Microcomputer A Single board unit featuring on board printer and display—4K RAM (expandable). Application Functions: Central processor—Controller/Monitor—Development System. 2. "The NTS/SYM-1 Microcomputer" 6502 Based CPU—4K bytes ROM (expandable)—1K RAM (expandable). 51 active I/O lines for versatile interfacing: disk drives, ASCII key boards, cassette tape, etc.

NTS NATIONAL TECHNICAL SCHOOLS

TECHNICAL TRADE TRAINING SINCE 1905
Resident and Home Study Schools
4000 SO. FIGUEROA ST., LOS ANGELES, CA. 90037



NATIONAL TECHNICAL SCHOOLS

4000 South Figueroa Street, Dept. 205-092
Los Angeles, California 90037

Please rush FREE color catalog on course checked below

- | | |
|---|---|
| <input type="checkbox"/> MicroComputers/MicroProcessors | <input type="checkbox"/> Auto Mechanics |
| <input type="checkbox"/> Communications Electronics | <input type="checkbox"/> Air Conditioning |
| <input type="checkbox"/> Digital Electronics | <input type="checkbox"/> Home Appliances |
| <input type="checkbox"/> Industrial Technology | <input type="checkbox"/> Color TV Servicing |

Name _____ Age _____

Address _____


Apt. _____ City _____

State _____ Zip _____

- Check if interested in G.I. information.
 Check if interested ONLY in classroom training in Los Angeles.

STAR.

WE'RE MAKING A



NAME FOR OURSELVES.

Building a reputation for quality printers of astronomical value, from components on up.

Making a name for ourselves in printers is only natural when we've been making the highest quality precision parts for over 30 years. And although Star's reputation in microperipherals has only begun to grow, the watch and camera industries worldwide have been relying on Star components for nearly 3 decades.

Quality manufacturing is what we're building our reputation on. Star is a true manufacturer, not merely an assembler. We even design and manufacture the computer controlled machines that make our parts. With unlimited production capabilities, Star's factories can operate 365 days a year, 24 hours a day, producing more than 100 million parts a month. It is this kind of productivity and total quality control that assures you of get-

ting the very finest printer for the very lowest price.

And the best product for less is what you can depend on getting from Star. Star offers you a full line of reliable printers, printers with divergent technologies to meet your specific needs. And there's more. You get a low cost, high quality printer with a wide spectrum of interfaces to choose from—backed by Star's superior service network, there if you need it.

Star. We're going to be the quality printer you can count on, from components on up. And that's no pie in the sky promise.

star 
MICRONICS · INC

MAKING A NAME FOR OURSELVES

200 PARK AVENUE, NY, NY 10166

ENTERTAINMENT ELECTRONICS

By Len Feldman

Professional-Quality 1/2" Video Tape

THE first video tape recorders, developed for broadcasting in the late 1950s, used tape that was 2" wide. Most of today's VCRs use 1/2" tape and provide reasonably good picture quality. However, even the best 1/2" VCR (Beta and VHS) begins to roll off frequencies at 2.0 MHz above the video baseband—well below the 4.0-MHz limit of the NTSC standard. This means loss of picture "sharpness" or resolution of detail. For that reason TV studios continue to use 1" or even 2" video recorders and playback equipment.

New 1/2" Video Tape Format. Last April, the Commercial Communications Commission of RCA proposed a new industry standard for *broadcast quality* 1/2" video tape to the Society of Motion Picture and Television Engineers (SMPTE). The new format uses a baseband record-

ing technique, which RCA calls Chroma Trak, for recording on the 1/2" video tape housed in standard 250-meter (2/4/6 hour) VHS cassettes. Chroma Trak is already being used in RCA's "Hawkeye" system which consists of all the components necessary for field and studio production, and post production. For example, the Model HCR-1 (Fig. 1) is a combined camera/video tape recorder. Separate cameras and portable video recorders, as well as studio model recorders and an edit controller, have also been developed for the Chroma Trak format and are already in use in some professional ENG (Electronic News Gathering) applications.

Compared with the now-standard U-matic format, for example, the color performance of Chroma Trak is said to be strikingly better. Freedom from color noise, streaky colors and even misplaced

colors is reported to be apparent to even the most casual viewer. Perhaps most important of all is the fact that Chroma Trak is designed to be recorded on the familiar VHS home-recording cassette. Also, because the color subcarrier itself is totally eliminated from the recorded tape, problems of color framing in editing, which are prevalent in other systems, disappear entirely.



Fig. 1. RCA's Hawkeye Model HCR-1 video camera and tape recorder.

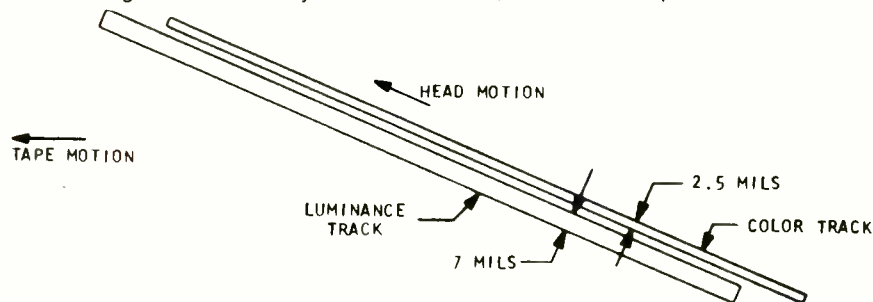


Fig. 2. Separate tracks are used for brightness and chroma.

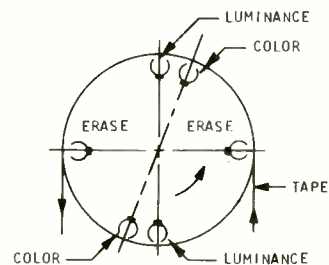


Fig. 3. Drum and color heads rotate in same direction as tape.

The greater "packing density" of the system (twice that of the U-Matic) translates into greatly improved picture quality; chrominance (color) resolution is claimed to be more than three times as sharp as in 3/4" systems. In addition, chrominance signal-to-noise ratio is reportedly improved by about 10 dB, and chrominance-to-luminance (brightness) registration is improved by a factor of more than 3 to 1. Finally, luminance small-image detail is preserved, giving a sharpness previously not obtainable except in wide-tape studio VTRs.

How It Works. As illustrated in Fig. 2, Chroma Trak is basically a dual-track, helical-scan system which records the luminance or brightness signal in a track 7 mils wide, and records the color signal in an accompanying track 2.5 mils wide. These two tracks are slanted across the tape at a 4.7 degree angle. The two side-by-side luminance and chrominance tracks are "laid down" by a pair of heads mounted very close to each other on the drum, as shown in Fig. 3. Each of the two tracks is 4.1" long, and the two tracks, taken together, contain the information for a complete video field. The tape is wrapped 180 degrees around the drum and the drum rotates at exactly 29.97 revolutions per second. (Contrary to popular belief, the NTSC color is *not* synchronized to our 60-Hz power-line frequency any longer. The slight deviation to 59.94 fields per second, or 29.97 frames per second, was instituted when the standard NTSC color system was adopted.) One TV frame is recorded for each revolution and one TV field is recorded on the tape for each 180 degrees of drum rotation. The drum's diameter is 2.44".

Figure 4 shows the complete tape format for the Chroma Trak system. There are four longitudinal tracks in addition to the angled video signal tracks. (The video tracks in Fig. 4 are now represented as a single track of 11-mil width, but

will provide only about 20 minutes of recording time. If the new T-160 VHS tapes work properly in the Chroma Trak system, recording time will increase to something better than 26 minutes per cassette. Though this may not seem ade-

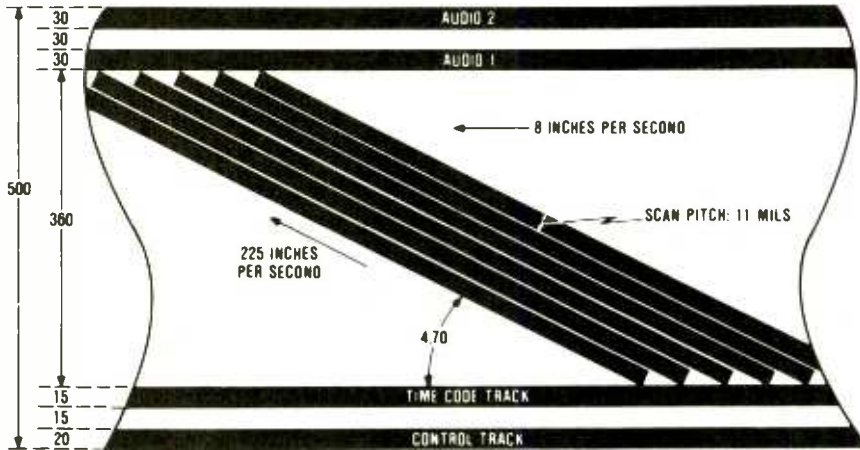


Fig. 4. Format of the Chroma Trak tape.

remember that they really consist of side-by-side luminance and color tracks, as shown in Fig. 2.) Two of the longitudinal tracks are used for audio (future stereo audio broadcasting for TV is taken into account), one for a control track, and one for time code for use in professional video work for subsequent post-production editing, dubbing, and audio synchronization. Longitudinal speed is 8 inches per second—much faster than the longitudinal tape speed used in home VCRs such as Beta or VHS format machines.


A bit of simple arithmetic tells us that a standard T-120 VHS cassette, which contains approximately 800 feet of tape,

quite to many home video recordists, remember that the primary purpose of the system is for use with cameras (and not for off-the-air recording) and virtually no news or special event stories run anywhere near that length of time.

The drum diameter, its rotational rate, and the speed of the tape moving longitudinally result in a head-to-tape effective speed of 225 inches per second. Since the Chroma Trak system claims a recording capability of 27 kHz per inch, the bandwidth capability of the system is greater than 6.0 MHz!

Signals On The Tape. When Chroma Trak is used in conjunction with the Hawkeye camera/recorder system, a pure luminance or "Y" signal as well as separate chroma "I" and "Q" signals are derived directly from the camera encoding matrix. In cases where such a camera is not used and the recorder is fed from another external NTSC signal source, a comb-filter type of decoder derives the Y, I and Q signals. In either case, the three separate signals are converted to frequency modulation prior to being recorded on the tape. As shown in Fig. 5, the Y signal FM-deviates from 4.3 MHz (sync tip) to 5.9 MHz (peak white signal), and occupies a band which extends up to about 10 MHz. The signal is purely monochrome; strong color subcarrier systems that have caused moire-pattern interference in past systems are completely absent. Pre-emphasis is applied to the Y video signal before modulation. In addition, incremental pre-emphasis is applied to small transitions in signal amplitude to provide added edge definition

Hire a fast thinker.




5 MHz CPU Card

- Intel 8085A-2 microprocessor
- Hardware floating point
- Performs calculations six times faster than other CPUs
- On-board monitor in PROM
- 1K RAM scratch pad
- Keyboard or RS232C terminal
- Variable clock frequency

PRICE—\$450

(California residents add 6% sales tax)

Call or write Artec for details.



ARTEC ELECTRONICS, INC.

605 Old County Rd., San Carlos, CA 94070

Telephone (415) 592-2740

CIRCLE NO. 7 ON FREE INFORMATION CARD

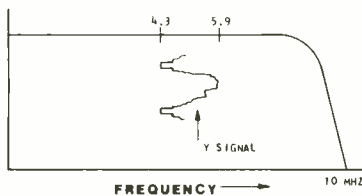


Fig. 5. Baseband distribution of FM Y (luminance) signal.

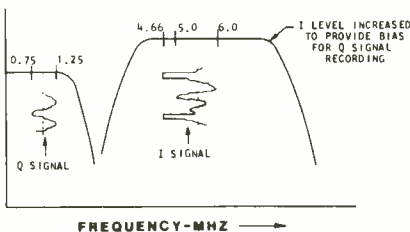


Fig. 6. Baseband distribution of FM I and Q (color) signals.

in the final picture and freedom from noise on fine detail.

The I and Q color signals are also converted to FM signals independently. The I signal deviation is from 5.0 to 6.0 MHz, while Q signal FM deviation is from 0.75 MHz to 1.25 MHz, as shown in Fig. 6. Both of these signals are also pre-emphasized before modulation. These two FM signals are then combined by simple addition and fed to the color track of the tape. The I FM signal is recorded at a level high enough to serve as the record bias for lower-level Q FM signal, which is recorded as a linear signal.

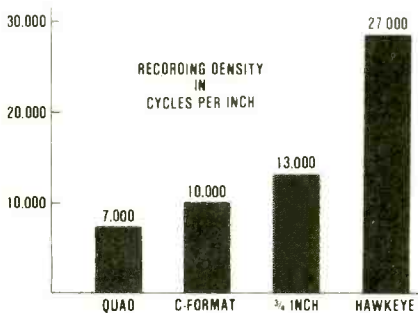


Fig. 7. Comparison of recording densities.

Those familiar with the technical problems associated with high-quality video recording will appreciate how some of these problems are eliminated with this system. Since the luminance signal is alone in its own channel, the moire-pattern from the subcarrier is simply not there. Also, there is no sub-carrier on the color track to be time-modulated by jitter, so there is complete freedom from visible noise streaks. Moreover, since differential phase and gain are a result of intermodulation between luminance and chrominance, the complete separation of these signals eliminates the problem.

The chart in Fig. 7 gives some idea of how video recording densities have improved over the years. Recording density is shown in cycles per inch of tape-to-head speed, and the new RCA Hawkeye system is compared with the popular U-Matic 3/4" tape system, as well as with earlier systems such as Type C and the even older Quadruplex or Quad system.

The table in Fig. 8 is a comparison of picture quality between the new Hawkeye (Chroma Trak) system and the U-matic system in terms of color resolution, color signal-to-noise ratio, and color-to-luminance registration

Home Use. So far the Chroma Trak system components are intended strictly for broadcasting professionals. That's not to say that you couldn't order a Hawkeye camera or video tape recorder from RCA if you were willing to pay the price. However, many manufacturers of home video equipment are busily attempting to come up with standards for 8-mm or 1/4" video tape formats—some of which may deliver as good a picture as the current home-type machines. If such narrower tape replaces the 1/2" variety for noncritical home applications, an improved 1/2" system such as the Chroma Trak might become the alternate choice for amateur video recordists who want professional quality. If the demand is strong enough, prices will probably come down. ◇

| | HAWKEYE | 3/4 INCH |
|--------------------------|---------|----------|
| CHROMINANCE RESOLUTION | 1.0 MHZ | 0.3 MHZ |
| CHROMINANCE NOISE-SNR | 48 dB | 38 dB |
| CHROMINANCE REGISTRATION | | |
| 3RD GENERATION | 90 NS | 300 NS |


Fig. 8. Comparing picture quality.

Do your breadboarding by the numbers with A P PRODUCTS new Circuit-Strips.™

Now there's an easy way to build your electronic projects. No need for perf boards...no need for soldering...when you build electronic circuits with A P PRODUCTS new Circuit-Strips.™

With Circuit-Strips, all you do is simply plug in components and interconnect them with ordinary #22 AWG solid hook-up wire. Circuit-Strips' spring clip terminals not only accommodate a wide range of leads, but also provide excellent electrical connection to every one. Economically priced,

solderless Circuit-Strips are compatible with DIP's of all sizes and a wide variety of discrete components which can be used over and over again. Circuit-Strips have a



molded-in alpha-numeric grid for faster and easier identification of every tie-point in your circuit. They

feature 610 plug-in tie-points, and have a capacity of up to 6 14-pin DIP's. Model #923253 is available with alloy 770 terminals at only \$14. Model #923749 is available with gold plated alloy 770 terminals at only \$28.

Call TOLL FREE, 800-321-9668, for the name of the distributor nearest you. (In Ohio, call collect: (216) 354-2101.)

A P PRODUCTS INCORPORATED
9450 Pineneedle Drive
P.O. Box 603
Mentor, Ohio 44060
(216) 354-2101
TWX: 810-425-2250



In Europe, contact A P PRODUCTS GmbH
Baeumlesweg 21 • D-7031 Weil 1 • W. Germany

NEW LITERATURE

Microcomputer Products

A new 40-page catalog (821) from Electric Specialists presents their line of microcomputer interference control products. Protective devices such as line voltage regulators and ac power interrupters are also included. Descriptive sections outline particular problems and suggested solutions. **Address:** Electronic Specialists, Inc., 171 Main St. Box 389, Natick, MA 01760.

Semiconductor Guide

The Tube Products Dept. of GE has announced the availability of a new Replacement Semiconductor Guide that features over 195,000 cross references for quickly locating replacement semiconductors. The guide is 592 pages long and lists more than 4500 old and new parts, both foreign and domestic. **Address:** General Electric, 101 Merritt 7, PO Box 5900, Norwalk, CT 06856.

Digital Computer Distributors

Digital Equipment Corporation's Commercial OEM Group has published a new Directory that profiles over 50 independent firms nationwide that have become Authorized Digital Computer Distributors. **Address:** Computer Director, Digital Equipment Corp., Continental Blvd., Merrimack, NH 03054.

TV/Video Sync Primer

The fundamentals of video and associated waveforms are explained in a new primer (Product Note 5953-3900) from Hewlett-Packard. Sixteen pages long, with 13 drawings and three photographs, the booklet includes a discussion of broadcast standards and nomenclature, as well as a comparison of the three systems of color transmission used around the world. Other sections cover theory of operation, typical setup, specifications, and possible applications when a TV/video sync option is added to an HP 1700-series oscilloscope. A glossary of TV and video terms is included at the back. **Address:** Inquiries Manager, Hewlett-Packard Co., 1820 Embarcadero Rd., Palo Alto, CA 94303.

Avionics Build-It-Yourself Kits

Radio Systems Technology is offering a 16-page catalog containing over 20 kits for the do-it-yourself avionics enthusiast. Among them: aircraft intercoms, marker beacon receivers, unicom stations, headsets, and more. Miscellaneous equipment and supplies are also featured. **Address:** Radio Systems Technology, Inc., Airport Industrial Park, Grass Valley, CA 95945.



**PROTECT
YOUR
VALUABLE
RECORDS**

**REPLACE YOUR STYLUS
-NOT YOUR RECORDS**

Even a precision-crafted diamond stylus (needle) will eventually become worn, and a worn stylus will degrade your hi-fi system's sound quality . . . it may actually ruin precious records in just a single play! Have your stylus checked at least once a year and replaced if necessary. Insist on the name "Shure" on your replacement stylus and be assured of getting the full listening enjoyment your Shure phono cartridge was designed to produce. Send for AL635A, the complete guide to Shure styli.

SHURE


Shure Brothers Inc., 222 Hartrey Ave., Evanston, IL 60204

CIRCLE NO. 39 ON FREE INFORMATION CARD

FREE

McIntosh STEREO CATALOG and FM DIRECTORY

Get all the newest and latest information on the new McIntosh stereo equipment in the McIntosh catalog. In addition you will receive an FM station directory that covers all of North America.



**SEND
TODAY!**

McIntosh Laboratory, Inc. PE
East Side Station P.O. Box 96
Binghamton, N.Y. 13904-0096

NAME _____

ADDRESS _____

CITY _____ STATE _____ ZIP _____

If you are in a hurry for your catalog please send the coupon to McIntosh. For non rush service send the Reader Service Card to the magazine.

DCE

**SATELLITE —
COMPUTER —
TEST EQUIPMENT —**

DISCRETE 70 MHz PLL — Replaces NE564 video demodulator without the need for an ECL divider (70 MHz I.F.). Guaranteed tracking to 85 MHz. Wide bandwidth. Lower C/N, reduced tearing. May be remotely tuned.

Kit (M82-010K) \$124.95
A & T (M82-010T) \$159.95

TUNEABLE AUDIO DEMODULATOR — Tunes from 5.4 to 8.2 MHz. Switchable 5 KHz LP filter for Canadian birds. Tuning diodes included. Two of these and a couple op-amps required for stereo. (MTV)

Bare Board (M81-020B) \$24.95
Two Boards (M81-021B) 39.95

CANADIAN AUDIO DESCRAMBLER — Tune in those 'chirping' sub-carriers and hear what you've been missing.

Bare Board (R82-010B) \$24.95
Kit (R81-010K) \$59.95
A & T (R81-010T) \$94.95

10—OHMS ADAPTOR — Adapts normal VOM or OVM to measure from 001 ohm to 5 ohms using single 9-volt battery. Super simple calibrations.

Bare Board (M82-100K) \$14.95
Kit (M82-100K) \$29.95
A & T (M82-100T) \$49.95

MODEM — Bell 103 (300 bps) compatible Answer/Originate modem. No acoustic coupler required. RS-232 Serial I/O.

Bare Board (R81-100B) \$24.95
Kit (R81-100K) \$69.95
A & T (R81-100T) \$99.95

All prices include complete and comprehensive documentation, postage and handling. C.O.D. orders accepted. Call or write for catalog. Dealer inquiries invited.

DIGICOM ENGINEERING, INC.

P. O. BOX 1656, KODIAK, ALASKA 99615
907-486-5118 907-486-6215
OPEN 10 AM TO 8 PM PST

**DESIGNS IN CONSUMER ELECTRONICS
DC TO LIGHT**

CIRCLE NO. 15 ON FREE INFORMATION CARD

SEE YOUR DEALER TODAY

FROM



**HERE'S A TIP
THAT'S PERFECT!**

**AM/FM AUTO RADIO
AND CB**

'Firestik' II

GOLDEN SERIES

**BARE-HANDS TUNABLE
"NO TOOLS NEEDED"
HIGH PERFORMANCE ANTENNAS**

**ALSO ANTENNAS FOR
CORDLESS TELEPHONES
MONITOR SCANNERS**

Dealer & Distributor Inquiries Invited
SEND FOR FREE CATALOG

'Firestik' Antenna Company
2614 East Adams/Phoenix, AZ 85034

Name _____
Street _____
City _____
State _____ Zip _____

Serving the CB and
Communications Market Since 1962.

5-YEAR REPLACEMENT WARRANTY

CIRCLE NO. 20 ON FREE INFORMATION CARD

SOLID-STATE DEVELOPMENTS

By Forrest M. Mims

New Power MOSFETs

IF YOU have purchased power MOSFETs, you know that they generally cost more than conventional bipolar power transistors. Recently, however, Siliconix, Inc. announced a series of new, low-priced MOSFETs. Designed specifically to interface logic circuits with power devices, the transistors can be driven directly by CMOS, TTL or MOS logic. Typically, they are used to drive high-speed lines, transformers, LED digit strobes, relays, or solenoids.

All these new power MOSFETs are priced between 32 cents and 85 cents each when purchased in quantities of 100. One unit, the VN0300M (80 cents) has a maximum on-resistance of only 1.2 ohms. Supplied in a TO-237 package, it's rated at 700 mA (I_D) and has a breakdown voltage (BV_{DSS}) of 30 V.

The VN0808M provides a BV_{DSS} of 80 V, an I_D of 350 mA and an on-resistance of 5 ohms. It's also supplied in a TO-237 package, and it sells for 85 cents.

At 32 cents, the VN2222L is the lowest-priced transistor of this new line. Supplied in a TO-92 package, it has an I_D of 150 mA, a BV_{DSS} of 60 V, and an on-resistance of 7.5 ohms.

For more information about all nine of the power MOSFETs in this series, write Siliconix Marketing Services (P.O. Box 4777, Santa Clara, CA 95054). You may also wish to request a list of authorized Siliconix distributors.

Incidentally, if you want to begin experimenting with power MOSFETs immediately, you can buy the Siliconix VN10KM and VN67AF at Radio Shack stores. Radio Shack was apparently among the first major sources of electronic components for hobbyists and experimenters to recognize the importance of power MOSFETs. Let's hope other suppliers join the trend to this important new technology.

A Panel-Mounted Thermal Printer.

The miniature solid-state thermal printer originally developed for use with compact calculators is finding many other

uses. One is the Datel Model DPP-Q7 Digital Panel Printer. Measuring only 5.25" wide by 2.82" high, the printer incorporates an inkless thermal printer capable of printing up to seven columns of BCD input data at four lines per second.

The DPP-Q7 is designed specifically as a hard-copy panel meter. For printing of the full ASCII character set of upper- and lower-case letters, digits, punctuation marks, etc., Datel makes the Model APP-20 20-column alphanumeric thermal printer. Similar in external appearance to the DPP-Q7, the APP-20 measures 4.44" wide by 2.70" high.

For more information about these thermal printers, write Datel/Intersil (11 Cabot Blvd., Mansfield, MA 02048). Both are expensive, but they're ideal for specialized applications requiring a hard-copy output.

A Fast Breaking Development. A group of scientists at Bell Laboratories has managed to create the shortest known pulse of light—an event lasting only 30 femtoseconds. Since a femtosecond is a millionth of a billionth of a second, 30 femtoseconds is 0.00000000000003 second (3×10^{-14}).

According to Charles V. Shank, one of the Bell Labs' scientists who worked to achieve this new accomplishment: "Words like 'split-second' and 'instantaneous' just don't mean too much in the microelectronics field. Relatively speaking, a second is an eternity. For example, in one second, a pulse of light can travel to the moon and back, but in 30 femtoseconds, light would travel no farther than one-third the thickness of a human hair."

Of course, light actually requires a little more than two and one-half seconds to make a round trip between the earth and the moon, but I'll not let that lapse take away from the importance of Shank's accomplishment. He and his team have provided physical, chemical, and biological researchers with a valuable new tool for examining exceptionally brief transient events. As Shank explains: "By using a series of these very short bursts of light, each timed precisely to follow the other, we can measure very subtle changes in a reaction far more precisely than we can using other techniques. He presented the results of his work with the laser at the April 1982 joint Conference on Lasers and Electro-Optics and Optical Fiber Communications in Phoenix. ♦



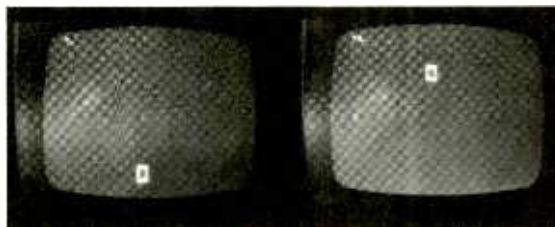
PROGRAMMER'S NOTEBOOK

By Jim Keogh

Moving And Firing A Gun At Will

DEVELOPING your own personal computer games can be fun and a challenge. Although many of the commercial computer games are written in assembly or machine language, you can incorporate some of the same features found in "store bought" games in your own Basic programs.

In the "Programmer's Notebook" column in the June 1982 issue, we discussed a program module that displayed a computer "gun" and permitted the operator to fire the gun in almost any direction. Since that column appeared, we have heard from some of our readers who



wanted to see more flexibility built into that module. They wanted to be able to move the gun anywhere on the screen and fire it.

This month, we will give you some modules that will enable you to direct the movement of the gun from the keyboard. After the program is loaded into your mi-

TRS-80

```
5 REM CLEAR THE SCREEN
10 CLS
15 REM STARTING COORDINATES
  FOR GUN
20 A = 55
30 B = 20
35 REM DRAW GUN
40 FOR D = A TO (A + 6)
50 E = B
60 SET (D,E)
70 NEXT D
80 FOR E = B TO (B + 4)
90 D = A
100 SET (D,E)
110 NEXT E
120 FOR D = A TO (A + 6)
130 E = (B + 4)
140 SET (D,E)
150 NEXT D
160 FOR E = B TO (B + 4)
170 D = (A + 6)
180 SET (D,E)
190 NEXT E
195 REM OPERATOR INSTRUCTS
  COMPUTER
200 INPUT T
205 REM CLEAR SCREEN
210 CLS
215 REM THE COMPUTER DECIDES
  WHICH LINE TO EXECUTE
220 IF T = 1 THEN GOTO 270
230 IF T = 2 THEN GOTO 290
240 IF T = 3 THEN GOTO 310
250 IF T = 4 THEN GOTO 330
260 IF T = 5 THEN GOTO 350
265 REM MOVES THE GUN TO THE LEFT
270 A = A - 10
275 REM LOOPS THE PROGRAM AND
  DRAWS GUN IN NEW POSITION
280 GOTO 40
```

```
285 REM MOVES THE GUN TO THE
  RIGHT
290 A = A + 10
295 REM LOOPS THE PROGRAM AND
  DRAWS GUN IN NEW POSITION
300 GOTO 40
305 REM MOVES THE GUN TOWARDS
  THE TOP OF THE SCREEN
310 B = B - 5
315 REM LOOPS THE PROGRAM AND
  DRAWS GUN IN NEW POSITION
320 GOTO 40
325 REM MOVES THE GUN TOWARDS
  THE BOTTOM OF THE SCREEN
330 B = B + 5
335 REM LOOPS THE PROGRAM AND
  DRAWS GUN IN NEW POSITION
340 GOTO 40
345 REM FIRES THE GUN
350 FOR X = (((B + 6)/2) + 1) TO 2
  STEP -5
360 EE = A
370 SET (EE,X)
380 FOR Z = 1 TO 15
390 NEXT Z
400 RESET (EE,X)
410 NEXT X
415 REM LOOPS PROGRAM TO LINE 40
420 GOTO 40
```

APPLE II

```
5 REM CLEARS SCREEN
10 CALL -936
15 REM STARTING COORDINATES
20 A = 15
30 B = 20
35 REM DRAW GUN
40 HLIN A, (A + 6) AT B
50 VLIN B, (B + 4) AT A
60 HLIN A, (A + 6) AT (B + 4)
70 VLIN B, (B + 4) AT (A + 4)
```

```
195 REM OPERATOR INSTRUCTS
  COMPUTER
200 INPUT T
205 REM CLEAR SCREEN
210 CALL -936
215 REM THE COMPUTER DECIDES
  WHICH LINE TO EXECUTE
220 IF T = 1 THEN GOTO 270
230 IF T = 2 THEN GOTO 290
240 IF T = 3 THEN GOTO 310
250 IF T = 4 THEN GOTO 330
260 IF T = 5 THEN GOTO 350
265 REM MOVES THE GUN TO THE LEFT
270 A = A - 10
275 REM LOOPS THE PROGRAM AND
  DRAWS GUN IN NEW POSITIONS
280 GOTO 40
285 REM MOVES THE GUN TO THE
  RIGHT
290 A = A + 10
295 REM LOOPS THE PROGRAM AND
  DRAWS GUN IN NEW POSITION
300 GOTO 40
305 REM MOVES THE GUN TOWARDS
  THE TOP OF THE SCREEN
310 B = B - 5
315 REM LOOPS THE PROGRAM AND
  DRAWS GUN IN NEW POSITION
320 GOTO 40
325 REM MOVES THE GUN TOWARDS
  THE BOTTOM OF THE SCREEN
330 B = B + 5
335 REM LOOPS THE PROGRAM AND
  DRAWS GUN IN NEW POSITION
340 GOTO 40
345 REM FIRES THE GUN
350 FOR X = (((B + 6)/2) + 1) TO
  10 STEP -5
360 E = A
370 PLOT X,E
380 NEXT X
415 REM LOOPS PROGRAM TO LINE 40
420 GOTO 40
```

WE'LL LURE YOU WITH OUR PRICES... AND WIN YOU WITH OUR SERVICE!

ORDER TOLL FREE (800) 221-8180
IN NEW YORK (212) 732-8600

BLANK TAPES

| VIDEO | |
|------------------------------|---------|
| ANY BRAND 1-120 (Except HGI) | \$11.95 |
| ANY BRAND 1-300 (Except HGI) | \$11.95 |
| ANY BRAND 1-750 (Except HGI) | \$11.95 |
| ANY BRAND 1-830 (Except HGI) | \$11.95 |
| ANY BRAND 1-160 (Except HGI) | \$11.95 |
| ANY BRAND HGI-120 | \$14.95 |
| ANY BRAND HGI-300 | \$14.95 |
| ANY BRAND HGI-750 | \$14.95 |

| SPECIALS | |
|--------------|---------|
| SCOTCH T-120 | \$11.49 |
| AMPEX T-120 | \$10.95 |
| AMPEX L-500 | \$8.95 |
| TDK SL-C-90 | \$7.49 |
| TDK DC-90 | \$7.49 |
| SONY UCX-90 | \$12.49 |
| SONY FC-90 | \$12.49 |

| AUDIO | |
|----------------------------|---------|
| MINIMUM ORDER 12 TAPES | |
| MAXELL UD-XL OF UD-XL C-90 | \$2.95 |
| MAXELL UD-90 | \$2.49 |
| TDK SL-C-90 | \$2.95 |
| TDK DC-90 | \$2.49 |
| SONY UCX-90 | \$12.49 |
| SONY FC-90 | \$12.49 |

| VIDEO MOVIES AVAILABLE IN VHS OR BETA | |
|--|---------|
| Star Wars (20th Century) | \$69.95 |
| On Golden Pond (20th Century) | \$69.95 |
| The French Lieutenant's Woman (20th Cent. Fox) | \$74.95 |
| Ragtime (Paramount) | \$74.95 |
| Stripes (Columbia) | \$74.95 |
| Absence of Malice (Columbia) | \$74.95 |
| Private Lessons (MCA) | \$74.95 |
| I'm Dancing as Fast as I Can (Paramount) | \$54.95 |
| Neighbors (Columbia) | \$49.95 |
| Game of Death (20th Century) | \$49.95 |
| Texas Chain-Saw | \$49.95 |
| Massacre (Warner) | \$49.95 |
| Jane Fonda Work-Out (KVC) | \$54.95 |
| Modern Problems (20th Century) | \$54.95 |
| Clash of the Titans (MGM/UA) | \$59.95 |
| American Werewolf in London (MCA) | \$64.95 |
| Time Bandits (Paramount) | \$64.95 |
| Fort Apache, The Bronx (MCA) | \$64.95 |
| Richard Pryor or Live in Concert (MCA) | \$69.95 |

| VIDEO ACCESSORIES | |
|---|----------|
| VIDEOTAPE Detailer II | \$195 |
| VIDEOTAPE Stabilizer | \$134 |
| VIDEOTAPE Proc Amp | \$105 |
| VIDEOTAPE Detailer I | \$105 |
| PCG. DISMATTER (Detail & Enhancer) | \$179 |
| ROADIES SW-14 (Video Switcher) | \$119.95 |
| ROADIES TELEAPTER TE-200 (ROADIES TELEAPTER TE-100) | \$279.95 |
| CABLE WORKS CB-5 (KAPCO L-20 Camera Light) | \$59.95 |
| KAPCO KW-5 (Bell Battery Pack for Video Recorder) | \$49.95 |
| ANEO VEC-1 (Video Switcher) | \$64.95 |
| SONY HVS-200 (Special Effects) | \$179.95 |
| ALLSOP Head Cleaner (VHS or Beta) | \$18.99 |
| SONY Video Head Cleaner | \$18.99 |

FEATURES:

- PANASONIC PV-5500 8-Hour Programmable Portable Recorder
- PANASONIC PK-956 Color Video Camera with AutoFocus
- COMBLETE VIDEO SYSTEM ONLY

VIDEO-TO-GO

\$1769

VIDEO & TV'S

PORTABLE VIDEO RECORDERS

| | |
|--|--------|
| JVC HR-2650 (VHS w/ Tuner) | \$979 |
| PANASONIC PV-5110 (VHS/No Tuner) | \$689 |
| PANASONIC PV-5200 (New Port VHS) | \$789 |
| PANASONIC PV-5500 (New Port VHS) | \$919 |
| ZENITH VR-9600 (Beta w/ Tuner) | \$939 |
| SONY SL-2000 (Sony TT-2000 (Beta Recorder) (Tuner/Timer) | \$1049 |
| AJAX VPS-750 (VHS w/ Tuner) | \$945 |
| HITACHI VT-680 (VHS w/ Tuner) | \$869 |
| QUASAR VP-5420 (Port. VHS) | \$619 |
| QUASAR VA-3300 (Port. Tuner/Timer) | \$769 |
| RCA VCP-170 (New Port VHS) | \$889 |
| TOSHIBA V-9035 (Beta w/ Tuner) | \$899 |

HOME VIDEO RECORDERS

| | |
|-------------------------------|--------|
| JVC HR-7300 (VHS) | \$699 |
| JVC HR-7650 (VHS) | \$849 |
| PANASONIC PV-1375 (VHS) | \$689 |
| PANASONIC PV-1470 (w. Remote) | \$729 |
| SHARP VC-6400 (VHS) | \$469 |
| QUASAR VH-5610 (VHS) | \$799 |
| RCA VPT-190 (VHS) | \$529 |
| RCA VPT-210 (VHS) | \$539 |
| RCA VFT-450 (VHS) | \$695 |
| RCA VFT-650 (VHS) | \$749 |
| RCA VGT-3000 (VHS) | \$699 |
| SONY SL-2500 (Beta) | \$999 |
| SONY SL-2600 (Beta Recorder) | \$1039 |
| SONY SL-5100 (New Beta) | \$1749 |
| ZENITH VR-8500 (Beta) | \$699 |
| ZENITH VR-8900 (Beta) | \$549 |
| ZENITH VR-9775 (New Beta) | \$959 |

WE HAVE A LARGE SELECTION OF VIDEO DISK PLAYERS AND MOVIES AVAILABLE PLEASE CALL FOR MORE INFORMATION

SONY COLOR T.V.

| | |
|---------------------------------|--------|
| SONY KV-4000 (4 Screen) | \$435 |
| SONY KV-5200 (5 Screen) | \$875 |
| SONY KV-8100 (8 Screen) | \$835 |
| SONY KV-9400 (9 Screen) | \$889 |
| SONY KV-1207 (12 Screen) | \$1354 |
| SONY KV-1217 (12 Screen) | \$1375 |
| SONY KV-1400 (14 Screen) | \$1469 |
| SONY KV-1515 (15 Screen) | \$1398 |
| SONY KV-1547R (15 Remote) | \$1429 |
| SONY KV-1546R (15 Remote) | \$1479 |
| SONY KV-1746R (17 Remote) | \$1519 |
| SONY KV-1815 (18 Screen) | \$1459 |
| SONY KV-1824 (18 Screen) | \$1485 |
| SONY KV-1948R (19 Remote) | \$1569 |
| SONY KV-1948R (19 Remote) | \$1525 |
| SONY KV-2145R (21 Remote) | \$1719 |
| SONY KV-2145R (21 Remote) | \$1759 |
| SONY KV-2648R (26 Remote) | \$1049 |
| SONY KV-1901 (Probe Monitor 19) | \$619 |
| SONY KV-2501 (Probe Monitor 25) | \$1169 |

NOTE: ALL COLOR TELEVISIONS SHIPPED FREIGHT COLLECT

VIDEO GAMES

| | |
|-----------------------------|----------|
| ATARI Video Game CX-2600 | \$154.95 |
| MATTEL Intellivision Game | \$219.95 |
| COLECO PAC-MAN (Hand Held) | \$59.95 |
| COLECO GALAXIAN (Hand Held) | \$59.95 |
| ASTROVISION Video Game | \$229.95 |

GAME CARTRIDGES

| | |
|-----------------------|---------|
| ATARI Cars Revenge | \$24.95 |
| ATARI Demolition | \$27.95 |
| ATARI Star Voyager | \$24.95 |
| ATARI Enduro | \$33.95 |
| ATARI Circus | \$21.95 |
| ATARI Space Invaders | \$24.95 |
| ATARI Missile Command | \$26.95 |
| ATARI Pac-Man | \$27.95 |
| ATARI Asteroids | \$27.95 |

| | |
|--|---------|
| MACGAC GAMES FOR ATARI | |
| MACGAC Tric Shot | \$19.95 |
| MACGAC Enemy Attack | \$24.95 |
| MACGAC Star Voyager | \$24.95 |
| MACGAC GAMES FOR ATARI (SUPERCHARGER NEEDED FOR ALL GAMES) | |
| SuperCharger w/ Phaser Patrol | \$59.95 |
| Commando Mutants From Space | \$33.95 |
| Suicide Mission | \$13.95 |
| Fireball | \$13.95 |
| ACTIVISION GAMES FOR ATARI | |
| ACTIVISION Tennis | \$18.95 |
| ACTIVISION Karaoke | \$18.95 |
| ACTIVISION Grand Prix | \$23.95 |
| ACTIVISION Chopper Command | \$23.95 |
| ACTIVISION Starttuff | \$23.95 |

COMPUTERS

HARDWARE

| | |
|------------------------------------|----------|
| COMMODORE VIC-20 (Home Computer) | \$299 |
| ATARI 400 (Computer) | \$299 |
| ATARI 800 (Computer) | \$429 |
| ATARI 610 (Program Recorder) | \$79.95 |
| ATARI CX-855 (16K RAM Module) | \$84.95 |
| ATARI 850 (Acoustic Modem) | \$159.95 |
| ATARI 850 Interface Module | \$174.95 |
| ATARI 822 (Thermal Printer) | \$269.95 |
| ATARI 810 (Disk Drive) | \$499.95 |
| TI/99 /4 (Home Computer) | \$309 |
| SHARP PC-1500 (Hand Held) | \$279.95 |
| SHARP CE-150 (Printer for PC-1500) | \$179 |
| EPSON MX-80 (Printer) | \$429 |
| EPSON MX-100 (Printer) | \$679 |
| COMMODORE HARDWARE | |
| VC-1210 (8K Expander Module) | \$9.95 |
| VC-1211 (8K Super Expander) | \$9.95 |
| VC-1330 (Cassette Drive) | \$64.95 |
| VC-1600 (8K Acoustic Modem) | \$69.95 |
| VC-1600 (8K Acoustic Modem) | \$99.95 |
| TP-4100 (10" Color Monitor) | \$324 |

SOFTWARE

| | |
|-----------------------------------|---------|
| ATARI CX-4002 (BASIC PROG) | \$44.95 |
| ATARI CS1-4022 (BASIC Manual) | \$36.95 |
| ATARI CX-4008 (BASIC Programs) | \$54.95 |
| ATARI CX-4013 (Asteroids) | \$19.95 |
| ATARI CX-4107 (Stock Analysis) | \$13.95 |
| ATARI CX-4112 (States & Capitals) | \$13.95 |
| ATARI CX-4115 (Mortgage & Loans) | \$17.95 |
| COMMODORE SOFTWARE | |
| VC-1904 Super-Soft | \$26.95 |
| VC-1906 Super Alien | \$26.95 |

STEREO-TO-GO

| | |
|--------------------------------------|-------|
| SONY WALKMAN WM-62 (Recorder) | \$149 |
| SONY WALKMAN (Cass Stereo) | \$74 |
| SONY WALKMAN (Cass Stereo) | \$62 |
| SONY WALKMAN (Cass Stereo) | \$55 |
| AWA CS11 (Cass/REC/FM Stereo) | \$129 |
| SANYO MC-50 (AM/FM/Cass/Stereo) | \$69 |
| TOSHIBA VT-3 (AM/FM Stereo/Cass/Rec) | \$94 |

computers

crocomputer and run, you will notice that the gun is drawn in the center of the display terminal. Not much of a gun, we agree, but with your artistic talent you can enhance its appearance.

In the upper left corner of the screen a question mark appears along with the cursor. You can move and fire the gun by typing one of the following codes:

| Code | Function |
|------|---------------------|
| 1 | Moves gun to left |
| 2 | Moves gun to right |
| 3 | Moves gun to top |
| 4 | Moves gun to bottom |
| 5 | Fires gun |

After you input the code and press enter, you will notice that the gun moves in the direction you requested or, in the case of code 5, it fires a shot. The question mark and the cursor again appear in the upper left corner of the screen and wait for your next instruction.

If you study the program closely, you will find that the computer requires only two coordinates for drawing the gun (lines 20 and 30). To complete the outline of the gun, the program instructs the computer to add or subtract certain numbers from the starting coordinates until the complete image of the gun is drawn on the screen (lines 40 through 190).

The program then asks the operator for instructions (line 200). When the operator responds with a code, the computer will branch to the appropriate line of the program. It will then add or subtract certain numbers, which are used as the starting coordinates to draw the gun on the screen. The gun is then drawn at a new location on the display.

Something else happens each time an instruction is received by the computer. The values of the original coordinates (lines 20 and 30) change to become the coordinates of the new gun location. The program automatically establishes new starting coordinates each time a new instruction is received (except when the instruction is to fire the gun). By having the program reset the starting coordinates of the gun, the computer is actually executing an endless loop, enabling the operator to move the gun all over the screen.

When code 5 is received to fire the gun, the program executes lines 350 through 420. Line 350 finds the center of the gun while lines 360 through 410 fire the shot towards the top of the screen.

If you study this program module, you will realize that to move a gun around the screen is as easy as adding and subtracting numbers. You should be able to modify this module to include some of the features contained in previous columns or combine this subroutine with some of your own ideas and develop your own game programs.

Although programs contained in this column are designed for the TRS-80 and the Apple II, you should be able to compare command statements contained in these programs to similar command statements used by other versions of Basic. Then you should be able to modify the programs to operate on other computers besides TRS-80 and Apple II. ◇

28K Commodore VIC Personal Computer \$299

(60% more powerful than VIC-20)

FOR THE SPECIAL SALE PRICE OF \$299.00, you get the Commodore VIC-20 computer, plus we add 60% more programming power. This powerful full sized extra featured computer includes the 6502 microprocessor (LIKE APPLE), 20,000 bytes ROM with a 16K extended microsoft LEVEL 11 BASIC, 8000 bytes user RAM, plug in expandable to 32K RAM, 66 key typewriter professional keyboard with graphic symbols on keys, 16 colors with command keys, sound and music, real time, upper/lower case, full screen editing cursor, floating point decimal and trig functions, has high resolution graphics, 512 displayable characters, test display is 23 lines, 22 characters, will accept TAPE-DISK-PLUG IN CARTRIDGES. We have great games and many other programs. It has low cost, direct plug in peripherals, does not require an expensive interface board for modems, printers or floppy disks, connects to any TV, includes AC adapter, RF modulator, switch box, self teaching instruction book, 90 day immediate replacement warranty, comes in a beautiful console case for only \$299. (You can get a 41K COMMODORE VIC for \$379) We stock more VIC-20 programs than anyone!—Write for free catalog!

15 DAY FREE TRIAL. Return within 15 days complete and undamaged for refund of purchase price.

DON'T MISS THIS FANTASTIC SALE!! Phone 312-382-5244 to order and get delivery in 2 to 7 days, or send a certified check, money order or personal check to: **PROTECTO ENTERPRIZES, BOX 550 BARRINGTON, ILL. 60010. WE HONOR VISA AND MASTER CHARGE, ship COD.** Add 10.00 for shipping, handling, insurance. Illinois residents add 6% tax.

CIRCLE NO. 27 ON FREE INFORMATION CARD

www.americanradiohistory.com

COMPUTER SOURCES

By Leslie Solomon, Technical Director and Stan Veit, Computer Editor

Hardware

TRS-80 Printer Options. The TRS-80 Bidirectional Tractor Feed attachment (26-1447) permits use of fanfold continuous form paper with the Daisy Wheel II printer including multi-part forms, pressure-sensitive labels, and special data-processing forms. It provides complete roll-ahead/roll-back capabilities under software control. \$289.95. The Automatic Sheet Feeder (26-1448) feeds and stacks up to 200 sheets for the Daisy Wheel II printer. Initial installation is required. \$1495. The Acoustic Cover (26-1455) reduces noise produced by the Daisy Wheel II printer, even with the tractor feed attachment in place. The cover is hinged for easy access to printer and paper, there is a top window, and a built-in cooling fan. \$399. Available at Radio Shack Computer Centers and stores.

Hard Disk Kit. Marketed in kit form, this 5¼", 5-megabyte Winchester disk drive uses a Xebec S-1410 Intelligent



Disk Controller. It requires only "a few simple connections that can be performed in less than 10 minutes and requires no technical expertise at all." \$1299. Address: Xebec, 432 Lakeside Drive, Sunnyvale, CA 94086 (Tel: 408-735-1340).

Apple III Interface. The protocard III uses a parallel interface chip (6522) to allow the user to put custom circuits right on the board. No knowledge of the Apple III bus is required. Room is provided for either a 26-pin ribbon connector (supplied) or a 25-pin D-type connector (also supplied) for external connections. A software driver links the card to the language that uses the SOS Drivers. \$195. Address: Elcom Systems Peripherals, 439 Harrison St., Suite A, Corona, CA 91720 (Tel: 714-734-8220).

IBM Card. The DSI-ASYNC card is a dual asynchronous serial card for the IBM Personal Computer that allows dumb terminal emulation, serial printer interface, and printing with expanded tabs. It includes two I/O channels (one current loop or RS-232 selectable), one RS-232-C (DTE or DCE selectable), switch-selectable serial port addressing, and four software programs that the user can copy. Software includes a set-up program serial printer installation, full duplex terminal emulation, and a print program. Serial port addresses are switch selectable to avoid conflict with other equipment. \$199. Address: Davong Systems Inc., 1061 Terra Bella Ave., Mountain View, CA 94043 (Tel: 415-965-7130).

Speech Synthesizer. The Sweet Talker adds speech to a computer and features the Votrax SC-01A phonetic speech synthesizer chip. It speaks 64 phonemes with four levels of inflection and includes an on-board audio amplifier. An optional (\$35) software package contains a 6502 text-to-speech algorithm with patches to BASIC or machine-language programs. Model ST-01 (\$139) interfaces to any parallel port and Model ST-02 (\$149) is designed for the Apple II. Address: Micromint Inc., 917 Midway, Woodmere, NY 11598 (Tel: 516-374-6793).

Video Kit. The VDM-1 features optoisolation between a computer or video game and a TV receiver. It enables up to 80 character lines because of its direct connection to the video circuitry, bypassing the tuner and IF circuits. This removes the effects of moire, ghosting, color shifting, etc. \$64.95. Address: VAMP Inc., POB 411, Los Angeles, CA 90028 (Tel: 213-466-5533).

ZX81 Memory Expansion. The Memopak 64K is a RAM package that plugs into the rear of the Sinclair ZX81 and expands the memory by a further 56K. The unit is user-transparent and accepts such commands as DIM A(9000). The ZX81 has 8K of ROM from 0 to 8K, and 1K of RAM from 16 to 17K. This 1K is disabled and covered by 48K between 16 and 64K. At one limit the user has 15K below the 32K line, and 32K for arrays, etc. Or the user can have 45K to work in. \$179.95. Address: Memotech Corp., 7550 W. Yale Ave., Suite 220, Denver, CO 80227 (Tel: 303-986-0016).

Apple Scope. The Model 85 dc to 50 MHz digital memory oscilloscope module fits with an Apple II and uses the monitor screen and keyboard as the scope screen and control panel. Using BASIC or machine language, the Model 85 can be used for waveform processing such interesting functions as Fast Fourier Transforms, auto- and cross-correlation, power density spectra, integration, differentiation, etc. Fast sweep speed is 10 ns/div and at 1 ms/div or slower, the scope operates as a real-time A/D converter. Once acquired, waveforms are displayed on the software generated 8 × 10 division graticule. A cursor provides DVM readout for any specified point on the displayed waveform. Hard copy output is also provided. Requires Apple II, Disk II, 48K, and DOS 3.3. \$995. Address: Northwest Instrument Systems Inc., POB 1309, Beaverton, OR 97075 (Tel: 503-297-1434).

Software

TRS-80 Word Processor. SCRIPSIT 2.0 (26-4531), the latest version of SCRIPSIT, stores approximately 100 single-spaced pages on a single diskette, and permits printing while another text is being typed or edited. It includes automatic block moving and duplication, global search and replace, easy page numbering, 20 user-defined keys, 11 stored user-definable formats, and full headers and footers. \$399. Requiring a second drive, SCRIPSIT Spelling and Hyphenation Dictionary (26-4534) can be added for automatic proofreading. It contains a 100,000-word reference with room for 2000 user defined words. It checks and displays SCRIPSIT-prepared text, highlights misspelled words and allows correction. Automatic hyphenation is also available, and it provides total word count, and a count of words not found. \$199. Both are available at Radio Shack Computer Centers and stores.

Apple III COBOL. The release of COBOL for the Apple III has been certified by the U.S. General Services Administration's Federal Compiler Testing Center. It was rated as High Intermediate Level, a higher rating than many of the COBOL versions used in minicomputers. The ad-

dition of COBOL to the Apple III makes this computer a serious tool for business applications using the huge amount of software packages written in COBOL. Apple III COBOL features "Animator" a powerful debugging system that provides an actual view of program execution. The system also contains FORMS-2 which permits the creation of data entry screens for application programs. The COBOL requires the use of a Apple III with a minimum of 128K of RAM, and at

least two disk drives. Full use of the Animator requires 256K of memory. The COBOL system will be fully released in the fall of 1982 and will carry a suggested list price of under \$500.

ZX81. Sinclair Research Ltd. has released a new group of cassette-based software for the ZX81 computer, covering business applications, educational programs, general interest programs and games. The business applications include

VU-CALC, an electronic spreadsheet, VU-FILE for general-purpose filing, Collectors Pack for collection records and Club Record Controller for personal records of up to 100 people. The business application cassettes sell for between \$14.95 and \$17.95. The Fun To Learn series include English Literature, Geography, History, Mathematics, Inventions and Music. \$12.95 ea. The general interest programs are called "The Super Programs" series. They include eight cassettes with games, quiz, conversion and household programs. Game programs include backgammon and a six-level chess program. Flight Simulation offers instant response between the aircraft controls, the instruments and the user controls. The arcade type games are represented by Space Raiders and fantasy games. The Sinclair Biorhythms cassette offers an explanation of the technique to create a special personal program for a person which identifies their physical, emotional and intellectual peaks on a chart. \$13.95. All of the software cassettes except the "Super Programs" require the use of the add-on 16K RAM pack. Address: Sinclair Research Ltd., 3 Sinclair Plaza, Nashua, NH 03061.

Pascal-80. Pascal-80 by Phelps Gates fills the need for a version of the Pascal language that can run on the 48K TRS-80 Models I and III. The Model II can use UCSD Pascal but the memory capacity of the Models I and III simply do not have enough room to operate the UCSD-P System. Previously, the only Pascal that could be used on Models I and III was the very abbreviated version, Tiny Pascal. Pascal-80 is an effective implementation of "Standard" Pascal as described in "Pascal User Manual And Report" by Jensen and Wirth (published by Springer-Verlag). It does have some restrictions and extensions to permit it to use the TRS-80 disk file systems, but these will not affect the average pascal user and student. Pascal-80 uses the TRS-80 ROM routines to enable it to have a monitor, editor and compiler in memory at the same time and still leave enough memory to create programs up to 23K bytes with an additional 9K left over while the program is running for variables and work space. \$1000. Address: New Classics Software, 239 Fox Hill Road, Denville, NJ 07834.

Dental Office Management. The Dental Office Management I for the Apple II and TRS-80 models I, II and III features appointment scheduling and patient checkup recall, and prepares billing for private patients and for dental claim form preparation. The software focuses on such management techniques as fee productivity and recall effectiveness. It prepares daily billing, appointment logs, ADA claim forms, and accounts receivable. The Apple II version requires Applesoft with at least 48K of memory

"Now hear this..."



R-600

Digital display, easy tuning, front speaker

The R-600 is a high performance, general coverage communications receiver covering 150 kHz to 30 MHz in 30 bands, at an affordable price. Use of PLL synthesized circuitry provides high accuracy of frequency with maximum ease of operation.

R-600 FEATURES:

- 150 kHz to 30 MHz in 30 bands, AM, SSB, or CW.
- Five-digit frequency display.
- 6 kHz filter for AM (wide), and 2.7 kHz filter for SSB, CW, and AM (narrow).
- Up-conversion PLL circuit, for improved sensitivity, selectivity, and stability.
- Communications type noise blanker.
- RF attenuator allows 20 dB attenuation of strong signals.
- Coaxial, and wire antenna terminals for low impedance (50 Ω). Wire terminals for high impedance (500 Ω).
- "S" meter, with 1 to 5 SINPO "S" scale, plus conventional "S" meter scale.
- 100, 120, 220, 240 VAC, 50/60 Hz, switch selected.
- Tone control.

- Front mounted speaker.
- Optional 13.8 VDC operation, using DCK-1 cable kit.
- Carrying handle, headphone jack, and record jack.

R-1000

High performance, easy to tune, covers 200 kHz to 30 MHz

- Five-digit frequency display with 1 kHz resolution and analog dial with precise gear dial mechanism.
- Built-in digital quartz clock/timer.
- Three IF filters, built-in.
- Noise blanker.
- RF step attenuator.
- 120-240 VAC, optional DC.



KENWOOD

TRIO-KENWOOD COMMUNICATIONS
1111 West Walnut, Compton, California 90220

ANNOUNCING TWO NEW TERMINALS

Smart • Fast • Graphics • Matching Modem and \$295 Printer

Netronics announces a state of the art breakthrough in terminals, now at prices you can afford, you can go on-line with data-bank and computer phone-line services. It's all yours: "electronic newspapers," educational services, Dow-Jones stock reports, games, recipes, personal computing with any level language, program exchanges, electronic bulletin boards ... and more every day!!!



Netronics offers two new terminals, both feature a full 56 key/128 character typewriter-style keyboard, baud rates to 19.2 kibaud, a rugged steel cabinet and power supply. The simplest one, FASTERM-64, is a 16 line by 64 or 32 character per line unit, with a serial printer port for making hard copy of all incoming data, and optional provisions for block and special character graphics. The "smart" version, SMARTERM-80, features either 24 line by 80 characters per line or 16 by 40 characters per line, it offers on-screen editing with page-at-a-time printing, 12,000 pixel graphics, line graphics, absolute cursor addressing, underlining, reverse video, one-half intensity and much more ... simply plug them into your computer or our phone modem and be on-line instantly. Use your TV set (RF modulator required) or our deluxe green-phosphor monitor pictured above. For hard copy just add our matched printer.

Price breakthrough!!! Own the FASTERM-64, a complete terminal kit, ready to plug in for just \$199.95 or order the SMARTERM-80 kit for just \$299.95, (both available wired and tested) Be on-line with the million-dollar computers and data services today ... we even supply the necessary subscription forms.

More good news: All the components in our terminals are available separately (see coupon), so you buy only what you need!!!

FASTERM-64 ... DISPLAY FORMAT: 64 or 32 characters/line by 16 lines ... 96 displayable ASCII characters (upper & lower case) ... 8 baud rates: 150, 300, 600, 1200, 2400, 4800, 9600, 19,200, (switch select) ... LINE OUTPUT: RS232C or 20 mA current loop ... VIDEO OUTPUT: 1V P/P (EIA RS-170) ... CURSOR MODES: home & clear screen, erase to end of line, erase cursor line, cursor up & down, auto carriage return/line feed at end of line & auto scrolling. REVERSE VIDEO CURSOR: PARITY: odd, even or odd ... STOP BITS: 1, 1.5, 2 ... DATA BITS PER CHARACTER: 5, 6, 7 or 8 ... CHARACTER OUTPUT: 5 by 7 dot matrix in a 7 by 12 cell ... PRINTER OUTPUT: prints all incoming data ... 1K ON BOARD RAM ... 2K ON BOARD ROM ... CRYSTAL CONTROLLED ... COMPLETE WITH POWER SUPPLY. OPTIONAL GRAPHICS MODE: includes 34 Greek & math characters plus 30 special graphics characters ... ASCII ENCODED KEYBOARD: 56 key/128 characters.

SMARTERM-80 ... DISPLAY FORMAT: 80 characters by 24 lines or 40 characters by 16 lines ... 128 displayable ASCII characters (upper & lower case) 8 baud rates: 110, 300, 600, 1200, 2400, 4800, 9600, 19,200 ... LINE OUTPUT: RS232C or 20 mA current loop ... VIDEO OUTPUT: 1V P/P (EIA RS-170) ... EDITING FEATURES: insert/delete line, insert/delete character, forward/back tab ... LINE OR PAGE TRANSMIT ... PAGE PRINT FUNCTION ... CURSOR POSITIONING: up, down, right, left, plus absolute cursor positioning with read back ... VISUAL ATTRIBUTES: underline, blink, reverse video, half intensity, & blank ... GRAPHICS: 12,000 pixel resolution, block print graphics ... ON-SCREEN PARITY INDICATOR ... PARITY: odd, even or odd ... STOP BITS: 110 baud 2, all others 1 ... CHAR. OUTPUT: 7 by 11 character in a 9 by 12 block ... PRINTER OUTPUT: 60 OR 50 HZ VERTICAL REFRESH ... BLINKING BLOCK CURSOR ... CRYSTAL CONTROLLED ... 2K ON BOARD RAM ... ASCII ENCODED KEYBOARD: 56 key/128 character ... 4K ON BOARD ROM ... COMPLETE WITH POWER SUPPLY.

TELEPHONE MODEM 103 O/A ... FULL DUPLEX, FCC APPROVED ... DATA RATE: 300 baud ... INTERFACE: RS232C and TTY ... CONTROLS: talk/data switch (no need to connect and disconnect phone), originate/answer switch on rear panel ... NO POWER SUPPLY REQUIRED.

ASCII KEYBOARD ASCII-3 ... 56 KEY/128 CHARACTER ASCII ENCODED ... UPPER & LOWER CASE ... FULLY DEBOUNCED ... 2 KEY ROLLOVER ... POS OR NEG LOGIC WITH POS STROBE ... REQUIRES +5 & -12V DC (SUPPLIED FROM VIDEO BOARDS) ... PRINTER COMET I ... SERIAL I/O TO 9600 BAUD ... 80 ... CHARACTER COLUMN (132 COMPRESSED) ... 10" TRACTOR FEED ... UPPER/LOWER CASE ... INDUSTRY STANDARD RIBBONS ... 4 CHARACTER SIZES ... 9 BY 7 DOT MATRIX ... BI-DIRECTIONAL PRINTING



Continental U.S.A. Credit Card Buyers Outside Connecticut

CALL TOLL FREE 800-243-7428

To Order From Connecticut Or For Tech. Assist. Call (203) 354-9375

NETRONICS R&D LTD. Dept. PE

333 Litchfield Road, New Milford, CT 06776

Please send the items checked below:

- COMPLETE FASTERM-64 TERMINAL (includes FASTVID-64 video board ASCII-3 keyboard, steel cabinet and power supply) ... kit \$199.95 plus \$3 P&I ... wired & tested \$249.95 plus \$3 P&I ... graphics option: add \$19.95 to each of above
- COMPLETE SMARTERM-80 TERMINAL (includes SMARTVID-80 video board, ASCII-3 keyboard, steel cabinet and power supply) ... kit \$299.95 plus \$3 P&I ... wired and tested \$369.95 plus \$3 P&I
- FASTVID-64 VIDEO BOARD (requires +5 & -12V DC) ... kit \$99.95 plus \$3 P&I ... graphics option add \$19.95 ... wired & tested \$129.95 plus \$3 P&I ... graphics option add \$19.95
- SMARTVID-80 VIDEO BOARD (requires +5 & +12V DC) ... kit \$199.95 plus \$3 P&I ... wired & tested \$249.95 plus \$3 P&I
- DELUXE STEEL TERMINAL CABINET ... \$19.95 plus \$3 P&I
- ASCII-3 KEYBOARD (requires +5 & -12VDC) ... kit \$69.95 plus \$3 P&I ... wired and tested \$89.95 plus \$3 P&I
- POWER SUPPLY (powers ASCII-3 keyboard & video boards) ... kit only \$19.95 plus \$2 P&I
- ZENITH VIDEO MONITOR (high resolution green phosphor) ... wired & tested \$149.95 plus \$6 P&I
- TELEPHONE MODEM MODEL 103 O/A ... wired & tested \$189.95 plus \$3 P&I
- DOT MATRIX PRINTER Comet I ... wired & tested \$299.95 plus \$10 P&I
- RF MODULATOR MOD RF-1 ... kit only \$8.95 plus \$1 P&I
- FT-25 LEAD MODEM/TERMINAL OR PRINTER/TERMINAL CONNECTOR CABLE ... \$14.95 ea plus \$2 P&I

For Canadian orders, double the postage. Conn. res. add sales tax.

Total Enclosed \$

Personal Check Cashier's Check/Money Order
 VISA MasterCard (Bank No. _____)
 Acct. No. _____ Exp. Date _____

Signature _____
 Print Name _____
 Address _____
 City _____ State _____ Zip _____

FOR ONLY \$129.95 Learn Computing From The Ground Up

Build a Computer kit that grows with you, and can expand to 64k RAM, Microsoft BASIC, Text Editor/Assembler, Word Processor, Floppy Disks and more.

EXPLORER/85

Here's the low cost way to learn the fundamentals of computing, the all-important basics you'll need more and more as you advance in computer skills. For just \$129.95 you get the advanced-design Explorer/85 motherboard, with all the features you need to learn how to write and use programs. And it can grow into a system that is a match for any personal computer on the market. Look at these features: 8085 Central Processing Unit, the microprocessor "heart" of the Explorer/85. (Join the millions who will buy and use the 8080/8085 this year alone ... find 8085 plus one-half million parts from which you can input and output your programs as well as control exterior switches, relays, lights, etc. a cassette interface that lets you store and reload programs you've learned to write ... deluxe 2,000 byte operating system/minitutor makes it easy to learn computing in several important ways: • It allows simpler, faster writing and entering of programs. • It permits access by you to all parts of the system so you can check on the status of any point in the program. • It allows tracing each program step by step, with provision for displaying all the contents of the CPU (registers, flags, etc.) • and it does much more!

You get all this in the starting level (Level A) of the Explorer/85 for only \$129.95. Incredible! To use, just plug in your 8VDC power supply and terminal or keyboard/display ... if you don't have them, see our special offers below.

Level A computer kit (Terminal Version) ... \$129.95 plus \$3 P&I*
 Level A kit (Hex Keypad/Display Version) ... \$129.95 plus \$3 P&I*

LEVEL B — This "building block" converts the motherboard into a two-slot S100 bus (industry standard) computer. Now you can plug in any of the hundreds of S100 cards available.

Level B kit ... \$49.95 plus \$2 P&I*
 S100 bus connectors (two required) ... \$4.85 each, postpaid.

LEVEL C — Add still more computing power, this "building block" mounts directly on the motherboard and expands the S100 bus to 384K.

Level C kit ... \$39.95 plus \$2 P&I*
 S100 bus connectors (five required) ... \$4.85 each, postpaid.

LEVEL D — When you reach the point in learning that requires more memory, you can add 4K of a memory directly on the motherboard, or add 16K to 64K of memory by means of a single S100 card, our famous "JAWS".

Level D kit (CHECK ONE) ... 4k on-board ... \$49.95 plus \$2 P&I* ... 16k S100 "JAWS" ... \$149.95 plus \$2 P&I* ... 32k S100 "JAWS" ... \$199.95 plus \$2 P&I* ... 48k S100 "JAWS" ... \$249.95 plus \$2 P&I* ... 64k S100 "JAWS" ... \$299.95 plus \$2 P&I*

LEVEL E — An important "building block" it activates the 8k ROM/EPROM space on the motherboard, now just plug in our 8k MICROSOFT BASIC or your own custom programs.

Level E kit ... \$5.95 plus \$0.60 P&I*
 Microsoft BASIC — It's the language that allows you to talk English to your computer! It is available three ways: • 8k Cassette version of Microsoft BASIC, requires Level B and 12k of RAM memory, we suggest a 16k S100 "JAWS" — see above ... \$64.95 postpaid.
 8k ROM version of Microsoft BASIC, (requires Level B & Level E and 4k RAM, just plug into your Level E sockets. We suggest either the 4k Level D RAM expansion or a 16k S100 "JAWS" ... \$99.95 plus \$2 P&I*.
 Disk version of Microsoft BASIC, (requires Level B & 32k of RAM, floppy disk controller, 8" floppy disk drive) ... \$325 postpaid.

TEXT EDITOR/ASSEMBLER — The editor/assembler is a software tool (a program) designed to simplify the task of writing programs. As your programs become longer and more complex, the editor can save you many hours of programming time. This software includes an editor program that enters the programs you write, makes changes, and saves the programs on cassettes. The assembler performs the clerical task of translating symbolic code into the computer-readable object code. The editor/assembler program is available either in cassette or a ROM version.

Editor/Assembler (Cassette version, requires Level B and 8k (min.) of RAM — we suggest 16k "JAWS" — see above) ... \$39.95 plus \$2 P&I*
 Editor/Assembler (ROM version) supplied on an S100 card, requires Level B and 4k RAM (min.) — we suggest either Level D or 16k "JAWS" ... \$99.95 plus \$2 P&I*

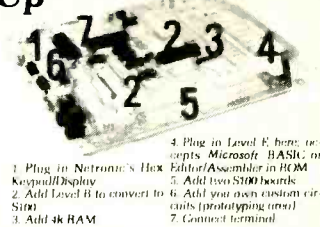
8" FLOPPY DISK — A remarkable "building block" Add our 8" floppy disk when you need faster operation, more convenient program storage, perhaps a business application, and access to the literally thousands of programs and program languages available today. You simply plug them into your Explorer/85 disk system — it accepts all IBM-formatted CP/M programs.

8" Floppy Disk Drive ... \$499.95 plus \$12 P&I*
 Floppy Controller Card ... \$199.95 plus \$2 P&I*
 Disk Drive Cabinet & Power Supply ... \$69.95 plus \$3 P&I*
 Drive Cables (set up for two drives) ... \$25.00 plus \$1 P&I*

CP/M 2.2 Disk Operating System, includes Text Editor/Assembler, dynamic debugger, and other features that give your Explorer/85 access to thousands of existing CP/M-based programs ... \$190.00 postpaid.

NEED A POWER SUPPLY? Consider our AP-1. It can supply all the power you need for a fully expanded Explorer/85 (note, disk drives have their own power supply). Plus the AP-1 fits neatly into the attractive Explorer steel cabinet (see below).

AP-1 Power Supply kit (8V @ 5 amps) in deluxe steel cabinet ... \$39.95 plus \$2 P&I*
 NEED A TERMINAL? We offer you choices: the least expensive one is our Hex Keypad/Display kit that displays the information on a calculator-type screen. The other choice is our ASCII Keyboard/Computer Terminal kit, that can be used with either



1. Plug in Netronics' Hex Keypad/Display
 2. Add Level A to convert to S100
 3. Add 4k RAM
 4. Plug in Level B here to accept Microsoft BASIC or Editor/Assembler in ROM
 5. Add two S100 boards
 6. Add your own custom circuits (prototyping area)
 7. Connect terminal

a CRT monitor or a TV set (if you have an RF modulator)
 Hex Keypad/Display kit ... \$69.95 plus \$2 P&I*

FASTERM-64 TERMINAL KIT — Featuring a 56 key ASCII Keyboard, 128 character set upper and lower case, 75 ohm output, 8 baud rates, 150 to 19,200 (switch selectable), RS232C or 20 MA output, 32 or 64 character by 16 line format, complete with Deluxe Steel Cabinet and Power Supply ... \$199.95 plus \$3 P&I*



RF Modulator kit (allows you to use your TV set as a monitor) ... \$4.95 postpaid.
 12" Video Monitor (10MHz bandwidth) ... \$139.95 plus \$5 P&I*
 Deluxe Steel Cabinet for the Explorer/85 ... \$49.95 plus \$3 P&I*
 Fan for cabinet ... \$15.00 plus \$1.50 P&I*

Beginner Pak (Save \$26.00) — You get Level A (Terminal Version) with Monitor Source Listing (\$25 value) AP-1, 5-amp. power supply, Intel 8085 Users Manual. (Req. \$199.95) SPECIAL: \$169.95 plus \$4 P&I*
 Experiment Pak (Save \$53.40) — You get Level A (Hex Keypad/Display Version) with Hex Keypad/Display, Intel 8085 User Manual, Level A Hex Monitor Source Listing, and AP-1, 5-amp. power supply. (Req. \$279.95) SPECIAL: \$219.95 plus \$6 P&I*
 Special Microsoft BASIC Pak (Save \$103.00) — You get Levels A (Terminal Version), B, D (4k RAM), E, 8k Microsoft in ROM, Intel 8085 User Manual, Level A Monitor Source Listing, and AP-1, 5-amp. power supply ... (Req. \$439.70) SPECIAL: \$329.95 plus \$7 P&I*
 Add a ROM-Version Text Editor/Assembler (Requires Levels B and D or S100 Memory) ... \$99.95 plus \$2 P&I*

ORDER A SPECIAL-PRICE EXPLORER/85 PAK — THERE'S ONE FOR EVERY NEED.

Starter 8" Disk System — Includes Level A, B floppy disk controller, one CDC 8" disk drive, two-drive cable, two S100 connectors, just add your own power supplies, cabinets and hardware ... (Req. \$1065.00) SPECIAL: \$999.95 plus \$13 P&I* ... 32k Starter System: \$1045.95 plus \$13 P&I* ... 48k Starter System: \$1095.95 plus \$13 P&I* ... 64k Starter System: \$1145.95 plus \$13 P&I*
 Add to any of above Explorer steel cabinet, AP-1 5-amp. power supply, Level C with two S100 connectors, disk drive cabinet and power supply, two sub-D connectors for connecting your printer and terminal ... (Req. \$225.95) SPECIAL: \$199.95 plus \$13 P&I*
 Complete 64k System, Wired & Tested ... \$1650.00 plus \$26 P&I*
 Special Complete Business Software Pak (Save \$625.00) — Includes CP/M 2.2 Microsoft BASIC, General Ledger, Accounts Receivable, Accounts Payable, Payroll Package ... (Req. \$1325) SPECIAL: \$699.95 postpaid.

*P&I stands for "postage & insurance." For Canadian orders, double this amount.

Continental Credit Card Buyers Outside Connecticut:

TO ORDER

Call Toll Free: 800-243-7428

To Order From Connecticut, or For Technical Assistance, Call (203) 354-9375

CP/M is a reg. trademark of Digital Research

★ (Clip and mail entire ad) ★

SEND ME THE ITEMS CHECKED ABOVE

Total Enclosed (Conn. Residents add sales tax) \$ _____
 Paid by:

Personal Check Cashier's Check/Money Order
 VISA MASTER CARD (Bank No. _____)

Acct. No. _____ Exp. Date _____

Signature _____
 Print Name _____

Address _____
 City _____

State _____ Zip _____

NETRONICS Research & Development Ltd.
 333 Litchfield Road, New Milford, CT 06776

and from two to four disk drives. The TRS-80 Models I and III version requires 48K memory and from two to four disk drives. The TRS-80 Model II version requires 64K memory and two disk drives. All versions require a 132-column printer. **Address:** Charles Mann & Associates, 55722 Santa Fe Trail, Yucca Valley, CA 92284. (Tel: 714-365-9718).

ZX81 Business Programs. The LOAN/MORTGAGE program features single-payment data broken down by interest and principal, single-year data, profile by month, profile by year, and interest/principal plot graph. New data allows changing informatin and Save allows storage on cassette. \$14.95. VU-CALC constructs, generates and calculates large tables for financial analysis, budget sheets, and projections. The main menu allows picking the number and sizes of the displayed boxes. Any box can be accessed. Hard copy is allowed. \$19.95. CHECK BOOK stores 250 transactions allowing up to 3600 transactions on a 90-minute cassette. Each transaction includes number, date, etc. Listing is by date or alphabetically. Checks and deposits can be listed alphabetically or by date. \$14.95. **Address:** Softsync Inc., POB 480, Murray Hill Stn., New York, NY 10156 (Tel: 212-685-2080).

Osborne 1 Software. Among the 11 programs for the Osborne 1 computer are SPELL, a 50,000-word proofreader that works with wordstar files and occupies one half of the Osborne diskette, MYCHESS that features a full graphics display board, Adventure, Eliza, and arcade-style video games. Programming languages include C, RATFOR, LISP, and macro assembler for Z80/8080 codes. A catalog is available. **Address:** The Software Toolworks, 14478 Glorietta Dr., Sherman Oaks, CA 91423 (Tel: 213-986-4885).

Fast CP/M. Super CP/M claims to increase CP/M speed by 400% and have an extensive error management scheme and interactive user-oriented utility programs. After booting from any drive, including hard disk and tape, once brought up, it no longer needs a system disk even for warm boots. A loader determines memory size and builds the largest system allowed, thus only one version is required for all memory sizes. This new implementation uses 1024-byte sectors which also allows for 1.26 megabytes of formatted data on a double-sided diskette. When an error occurs, the logical CP/M device number (A-P) is supplied along with track, head, and sector number. There is also an error code for any one of the 13 unrecoverable error types. \$190. **Address:** Systems Group, 1601 Orangewood Ave., Orange, CA 92668 (Tel: 714-633-4460).

Pie Writer. Hayden Book Co. offers an improved version of Apple Pie for both

the standard 40-column Apple and one with an 80-column board. The improvements include a buffer which allows text to be entered as the machine is scrolling. Multiple tab stops allows the cursor to stop at the beginning of each word, not only at set stops. A single command allows placement, or correction of characters, words, sentences or paragraphs. The program now includes automatic paragraph indenting and global search and replacement of words throughout the document. The new version also includes an improved formatter which allows fractions of a character space to be inserted for justification. **Address:** Hayden Book Co., 50 Essex St., Rochelle Park, NJ 07662. (Tel: 201-843-0550).

File Access Program. Designed for the Apple III, Record Processing Services (RPS) is for Pascal programmers and is used to save development time in writing software systems in Apple III Pascal. RPS for Apple III supports the Apple ProFile hard disk and any other SOS block device. It permits a maximum file size of 16 megabytes and up to 8 keys per file with no primary key required. RPS supports both variable length and fixed-length records and permits multiple simultaneous file scans. This software system is designed to become a major software development tool for the Apple III. \$150.

Inventory for IBM. INV-X is an inventory control system that features a sort/merge package, a new hashing algorithm with an average of 1.2 I/O's on a 28,000-record file, a report writer in addition to standard reports, and a capacity of 2,200 records on a 5¼" diskette, or 28,000 for unlimited storage. Requires dual disk, 64K memory, IBM DOS, monochrome display, BASIC, and 132-column printer. \$298. **Address:** Micro Architect Inc., 96 Dothan St., Arlington, MA 02174 (Tel: 617-643-4713).

Ethnic And Religious. The Institute for Computers In Jewish Life has announced a series of programs designed to teach children Jewish history, and customs and Hebrew Language. The programs run on Apple II and TRS-80 computers and require at least one disk drive. The Institute also announced it's new computer assisted Bar/Mitzvah training program. This software system is custom designed for the student. It gives complete Hebrew text and English translation. Since the service is sung, the program provides music with the "bouncing ball" technique to teach the words and music. The customizing features provide for Orthodox, Conservative, Reform, and Reconstructionist versions of the service. \$100.00 with computer generated music. A version with accompanying sound tape is \$175.00. **Address:** ICJL, Suite 843 845 North Michigan Ave. Chicago, IL 60611. (Tel: 312-787-7856).

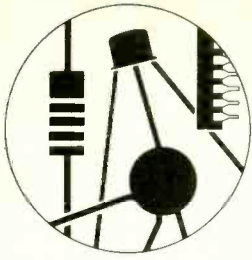
Color Computer Utility. The Super

Color Terminal allows the user to communicate with almost any host system that uses an RS-232 port. Features include lower and upper case, control A-Z, and 27-31 with Escape and Line Break; change RS-232 parameters to allow non-standard format; print all data from the host; receive and send BASIC, machine-language, or ASCII files; save and load BASIC, machine-language, or ASCII files; and create tapes that are compatible with the Super Color Writer word processing system. Tape is \$39.95; Rompack is \$49.95; Disk is \$69.95. **Address:** Nelson Software Systems, POB 19096, Minneapolis, MN 55419 (Tel: 612-827-4703).

Recovering ERA Files. The UNE2 program recovers CP/M files that have been ERAsed or it can be directed to look at all ERA files on a disk and allow the user to UNERAsed them. The companion CON2 program provides the user with status of ERA files that are using the same disk space as active files. The programs will handle all CP/M 2.2 systems using single-and double-density floppy and hard disks that have standard directories. The programs also work on single-density CP/M 1.4 systems using the IBM 8" disk format. Available on 8" single density diskettes as well as 5¼" single/double density for North Star users. \$75 plus \$1.50 shipping and handling. **Address:** Elliam Associates, 24000 Bessemer St., Woodland Hills, CA 91367 (Tel: 213-348-4278).

Statistics Package. NWA STATPAK V2.0 is a multi-function statistical package with both data file handling and computational functions. It includes sections on contingency tables, non-parametric analysis, time series, and regression analysis. It can interface with other packages such as spreadsheets and databases. Forecasting and modeling capabilities have been enhanced by the addition of forward stepwise regression, deseasonalization, and time-series analysis. Added or enhanced functions include three-way ANOVA with test options and non-parametric analysis such as Pearson R and Kolmogorov-Smirnov tests. Requires CP/M with 48K and Microsoft BASIC 5.xx. **Address:** Northwest Analytical Inc., 1532 SW Morrison St., Portland, OR 97205 (Tel: 503-224-7727).

Circuit Analysis. The TRS-80/Apple II circuit analysis package contains ac analysis, dc analysis, and a line editor, used to create/edit a circuit description disk file for either analysis program. Accepted components include resistors, inductors, capacitors, diodes, transistors, FET's, op-amps, voltage, and current sources. Output is node voltage (magnitude, phase, and dB from reference frequency for ac). The editor may also create files for other applications. Programs are in BASIC and require 48K of RAM and at least one disk drive. \$79. **Address:** FB Circuit Products Inc., 4984 Teton Lane, Ventura, CA 93003 (Tel: 805-644-8502). ◇




Looking for new ideas,
projects, and
money-saving tips?

The **ELECTRONICS BOOK CLUB**
has hundreds of titles
most-wanted by hobbyists
and experimenters!


Select 6 info-packed volumes
for only **\$2.95** (total value up to \$115.70)



1475 List \$14.95 1380 List \$18.95 1417 List \$17.95



1128 List \$11.95 1402 List \$14.95 1249 List \$13.95




1409 List \$15.95



1367 List \$19.95



1306 List \$15.95



1108 List \$13.95



1160 List \$13.95




1225 List \$9.95



926 List \$8.95



1397 List \$16.95



1218 List \$16.95



829 List \$11.95



1420 List \$17.95



1390 List \$14.95




1316 List \$16.95



1406 List \$17.95



1199 List \$17.95




335 List \$14.95



652 List \$12.95



1169 List \$16.95



1346 List \$19.95




1465 List \$15.95



1337 List \$9.95



1338 List \$19.95



1296 List \$18.95

Join the Electronics Book Club! Get 6 Best
Selling Books for only \$2.95 (VALUES TO \$115.70)
Seven reasons why you belong
in the Electronics Book Club

- You save money.** Save up to 75% on books and ideas sure to increase your know-how. You'll save even more because you'll be able to perform many tasks without calling in outside help.
- Your satisfaction guaranteed.** Any book you buy is returnable within 10 days without obligation.
- You receive news of new books and ideas.** About 13 times a year, you will get a Club News Bulletin with current book selections and bonus offers—dozens of up-to-the-minute titles you can pick from, each with exciting new ideas.
- You receive books automatically.** You will receive automatically a new book selected by the Editorial Board as a Main Selection. But, you can choose another book or no book at all by mailing the business reply form contained in each News Bulletin.
- You get special bonuses.** The club has special sales and added-value promotions for members to increase your library of knowledge. And, after fulfilling your membership obligation, you will receive a dividend certificate with each book purchased to qualify for even greater discounts.
- You'll have a library of exceptional quality.** Each Electronics volume is a full-length publisher's edition, filled with useful, up-to-the-minute information.
- You'll gain practical knowledge and confidence.** EBC will add to your practical skills about jobs that you face every day. All books contain easy-to-understand language that will add to your confidence in completing almost any task.



ELECTRONICS BOOK CLUB
Blue Ridge Summit, PA 17214

Please accept my membership in Electronics Book Club and send the 6 volumes circled below. I understand the cost of the books selected is \$2.95 (plus shipping/handling). If not satisfied, I may return the books within ten days without obligation and have my membership cancelled. I agree to purchase 4 or more books at reduced Club prices during the next 12 months, and may resign any time thereafter.

335 652 829 926 1108 1128 1160
1169 1199 1218 1225 1249 1296 1306 1316
1337 1338 1346 1367 1380 1390 1396
1397 1402 1406 1409 1417 1420 1465 1475

Name _____ Phone _____

Address _____

City _____

State _____ Zip _____

(Valid for new members only. Foreign and Canada add 20%. Orders outside U.S. or Canada must be prepaid with international money orders in U.S. dollars.)
This order subject to acceptance by Electronics Book Club PE-962

By Glenn Hauser

Monitoring the Falklands Crisis

THE crisis in the Falkland Islands proved once again that shortwave listeners enjoy a front-row seat to history in the making. Unlike previous, more remote conflicts, this time the language barrier was less of a problem, since English and Spanish are the two languages understood by most Americans.

Argentina has long realized the importance of broadcasting in furthering its national goals. Not very subtle points about Argentina's claim to part of Antarctica were made as soon as radio station *LRA36* had been established at Esperanza Base.

A top priority following the April 2 invasion of the Islands was taking over the existing radio outlet, *Falkland Islands Broadcasting Station*, which had remained on the air far beyond its usual schedule, warning islanders about what was happening. *FIBS*, on 2370 and 536 kHz, was immediately renamed *Radio Nacional Islas Malvinas* and given the call sign *LRA60*. DX listeners as far away as northern Argentina were delighted to hear the station on its first day under control of Argentina—despite this loss of a “radio country.” Some of its programming was relayed via another captured transmitter, Cable & Wireless on 24147 kHz, which in turn was picked up by the Argentine government network in Buenos Aires and broadcast throughout the country. Strangely, the C&W station continued to identify as such. It was also reported to use 19950 kHz, and was heard after 0100 GMT by Ernie Behr in Ontario, on 11565 kHz, calling Buenos Aires without success.

Most of the programming on *LRA60* continued to be in English, including transcriptions on hand from the BBC, and relays of BBC sports programs (but not BBC news any longer!), although the new ID was also given in Spanish. The “Malvinas March” became the number-one hit, both on this station and throughout Argentina. Within a few days, English-speaking Argentines were brought in to operate the station.

Nor did the invaders lose any time in setting up a small color television transmitter on channel 7 (reportedly this was accomplished in less than a day). There had been no local television in the Falklands, and consequently few receivers, though some islanders had been picking up TV-DX from as far away as Brazil. The new station carried the main news program from the ATC network, “60 Minutos.” There quickly followed applications from private broadcasters in Ar-

gentina to set up another television station and a radio station on 710 kHz.

Press reports claimed the Argentine occupiers were confiscating shortwave receivers owned by the islanders. It seems more likely that they were transceivers since there were a relatively large number of ham radio operators in VP8-land and the shortwave war over the Falklands was just beginning. Nevertheless, some hams managed to get messages to the outside world, with more of them reappearing as British forces began to regain control of the islands.

Soon after the invasion, one pseudo-amateur station was set up for the Argie soldiers to maintain personal contact with home—*LU4ERM* reportedly on 7075, 14150 and 21225 kHz. But operations by the many thousands of hams in Argentina were prohibited due to the state of war. Those who did try to transmit were quickly shouted off the air by others observing the ban.

In mid-April, *Radio Nacional Islas Malvinas* was reported to be relaying for several hours daily the *Radio Nacional* station in Comodoro Rivadavia. At this point, such a relay may have been the only way for the Malvinas station to hook into the national network. Later, as a security measure, the Comodoro Rivadavia station and others on the mainland cut power and ceased to identify.

Our monitor in Paraguay, Tony Jones, noted that *LRA60* had a new Argentine director named Norman Powells, and that it was adhering to its old schedule, closing at 0130 GMT except Sundays to 0030 GMT Mondays. These are the hours North Americans keep in mind when trying for the station. Toward the end of April, as hostilities increased, *Radio Nacional Islas Malvinas* was ordered off the air when it was discovered that a British reporter had been monitoring it in southern Chile, possibly gaining useful intelligence.

This may have referred to the shortwave outlet only, with mediumwave remaining on the air. There was also an unconfirmed report from an Argentine DX listener that *LRA60* planned to put a 10-kW transmitter on 4784 kHz.

On only one occasion, one of our reporters, Frank Gilmore in Springfield, MO, heard a “Radio Freedom for the Falklands” on 9996.23 kHz, as he tuned across *WWV* at 0711-0724 GMT April 14. This might have been a phony operation by a U.S. amateur, as many transceivers have 10-MHz capability, which can be varied slightly.


On April 22, a strange new radio operation began on 17740 kHz. The station did not give any specific ID or location, but featured a sultry-voiced lady calling herself “Liberty.” Purportedly she was speaking from Argentine islands to the British troops in the South Atlantic, playing on their homesickness with musical nostalgia, but she was heard better in Britain and North America. It was a throwback to World War II, reminiscent of “Tokyo Rose” and “Axis Sally,” and about as convincing. Programs lasting about 45 minutes at 1800, 2000, 2200 and 2400 GMT opened and closed with “Yesterday.” The final airing was heard best in North America. She would play tapes of Big Ben (as if the British forces could not hear that direct from the BBC), music of big bands of the '30s, “Yellow Submarine,” and punk rock. And every night in closing she would proudly proclaim, “The world listens when Argentina speaks.”

Two other unconfirmed frequencies were 25680 and 15110 kHz. The fact that two of these three frequencies had been used by Algeria led to speculation that the transmissions were actually coming from there, and one Argentine DX club also claimed that this was coming from the African continent. However, there was no reason to make such assumptions, as propagational evidence indeed pointed to southern South America. And a resourceful DX listener, David Crawford, called the FCC, asking them to get a fix on it. The FCC did so, then refused to divulge the data until the Freedom of Information Act came into play. A bearing taken at the FCC monitoring station near Kingsville, TX, showed maximum signal from the direction of 147°, while FCC Fort Lauderdale put it at 160° or 162°. In a report published in DX-South Florida, Crawford concluded that these bearings cross in the Córdoba-Junín area of Argentina. The station lasted a few days after the British victory, but shifted its frequency to 17738, and switched to Spanish for its farewell June 23.

“Liberty” was always difficult to understand, due to poor transmitter modulation. A likely reason for this is that the transmitter was not originally intended for AM broadcasting. Argentina has a considerably larger number of point-to-point transmitters designed for SSB, than it has broadcast transmitters.

Indeed, the official external service from Buenos Aires, though broadcasting in several languages including English, has long had a justified reputation for extreme inefficiency. For many years, only one or two frequencies were used, 11710 and 9690 kHz, regardless of interference problems (such as *Radio Moscow* on 11710), or basic propagation, which would call for much higher frequencies to reach North America and Europe effectively.

Radiodifusión Argentina al Exterior (RAE) had reserved Sundays for Spanish-only broadcasts; but within a week of the invasion, it extended English and other languages to seven days a week. At



DISCOVER THE MAGAZINE THAT LAUNCHED THE MICROCOMPUTER INDUSTRY

Popular Electronics

Popular Electronics

Incredible as it may seem, *Popular Electronics* launched the microcomputer industry. Back in 1975, we published plans for building the world's finest microcomputer based on the 8080 cpu. These plans generated incredible excitement—and started the world thinking about personal computing.

Popular Electronics always helps its readers experience the advances of the future—today. We do it with clearly written, in-depth articles explaining an innovation. Plans for building useful, low-cost projects incorporating the new technology. And reviews of mass-produced equipment when manufacturers finally catch on. Whether it's audio, video, computers, telephones, lasers or something that's just been invented, *Popular Electronics* will help you have fun with the newest, the most sophisticated, the most innovative electronics technology around.

Helpful buying guides

Popular Electronics compares and contrasts electronics gear in handy buyer's guide articles. We discuss features and options, what to look for, and how to get the best value on the market. Recent buyer's guide articles have covered computer printers, cordless home telephones, video cassette recorders, high-tech audio cassettes, video disc players, sophisticated telephones, projection televisions, pocket "beepers," video cameras and oscilloscopes.

World-famous test reports

In every *Popular Electronics* issue you'll find our famous in-depth test reports. We take a new electronics product, test it, and analyze the results. Recently we've tested computers (Apple, APF, Atari, Hewlett-Packard, IBM, Netronics, Ohio Scientific,

How Temperature Affects Components
Preview of the VHD Video Disc Player
Two Projects for Summer

Word-Processing Computer Systems



Radio Shack, Sinclair, Xerox), *software* (dBASE II), *audio equipment* (Bang & Olufsen, Crown, dbx, Hitachi, JBL, Mitsubishi, Optonica, Sansui, Yamaha), and *video* (GE, Hitachi, Pioneer, Panasonic, Quasar, RCA, Sharp, Sony, Technicolor, Toshiba Zenith).

Innovative construction projects

If you're a do-it-yourselfer, you'll love the construction projects in *Popular Electronics*. Not only have we brought the

world the 8080 microcomputer, but also projects for building the first low-cost modem. The first computer keyboard integrated with the computer (SOL). The first low-cost voice synthesizer. The first low-cost logic analyzer. A low-cost 1802-based microcomputer (ELF). An 1802-based EPROM programmer. An automatic line voltage regulator....

As you can see, our construction projects, while not terribly difficult, will keep you at the forefront of technological development—without your spending much money. And in the future, we'll be bringing you construction projects to help you get more from your computer, including ways to interface your microcomputer with new advances in radio, telephones and video!

Get the leader in the field— at up to 33% off!

Popular Electronics is the world's most widely read electronics magazine. Now you can subscribe at big savings—up to 33% off! At our New Subscriber rates, a one-year subscription is only \$12.97. Take advantage of this offer—complete and return the coupon or postage-paid reply card today!

Popular Electronics P.O. Box 2774 Boulder, Colorado 80322

- YES!** Send me one year (12 issues) of *Popular Electronics* for \$12.97—I save 19%
 I prefer two years for \$22.97—I save 28% Make that three years for \$31.97—I save 33%
 Savings based on full one year subscription price of \$15.97 811286

Mr./Mrs./Ms. _____ (please print full name)

Address _____ Apt. _____

City _____ State _____ Zip _____

CHECK ONE Payment enclosed Bill me later.

Offer valid in U.S. and possessions only.

dx listening

times it was possible to pick up English at 2200 or 0100, and later extended to 0230 and 0430 with the first broadcast retimed to 2230. These two frequencies, as well as 6060 and 15345 kHz, which had been used mainly for *Radio Nacional's* domestic news and cultural services respectively, were kept on the air much longer hours, with a large block of programming time temporarily turned over to such domestic stations as *Radio Rivadavia* and *Radio Del Plata*. RAE added a fifth high power transmitter on 6180.

The British Move. Meanwhile, the British side was also making rapid changes in its short wave broadcasting. At the end of March, Portuguese broadcasts to Brazil from BBC had been cut by one hour, as ordered by the government months before. This left a gap in transmission between 2315 and 0015 GMT, when a four-hour Spanish broadcast started. It has been planned to move "English By Radio" from 2145 into the 2315 slot. Under the circumstances, however, only a few days after the invasion, Spanish was expanded to start at 2315.

On May 3, Argentina started jamming the BBC Latin American Service in Spanish, disturbing listeners as far away as New Zealand. The BBC promptly countered by putting four more frequencies on the transmission. Another way to counter jamming is to increase the length of broadcasts. Besides the earlier one-

hour extension of the evening service in Spanish, BBC also began in early May a morning edition at 1100-1130 via the Ascension relay on 17780 and 21735.

For many years, BBC has been "Calling the Falklands" once a week on Sundays at 2209-2245 GMT on 12040 and 9915 kHz, using transmitters in Britain. This service suddenly having acquired a much higher priority, a new transmission at 2115-2200 GMT three days a week (Sunday, Tuesday and Thursday) replaced the old one, fed to the Ascension relay station on 19455 kHz, and then broadcast with a much stronger signal than before to the Falklands on 15400 and 11820 kHz. (The 15400 signal could be heard quite well in North America, too.) The new time slot for "Calling the Falklands" was chosen because it filled in an already existing gap in transmissions from Ascension, after the closing of the Portuguese service to Africa at 2115 and before the beginning of the Portuguese service to Brazil at 2200.

From April 26 this was expanded to seven days a week, and a few weeks later the old frequencies of 12040 and 9915 were reintroduced, to combat jamming, which by then Argentina had extended from BBC Spanish broadcasts to English as well.

"Calling the Falkland Islands" provided a daily summary of news concerning the situation, messages from British government officials, etc. But its main

purpose continued to be for Falklanders and their relatives in Britain to keep in touch through brief personal messages—some of them by tape, some read in the studio. But now there was a difference: this was the only means of such contact during the conflict.

Naturally, the BBC World Service itself was the prime source of news about the crisis, typically devoting half of each newscast to this one subject.

BFBS. The *British Forces Broadcasting Service* has long operated at the remaining British bastions in Gibraltar, Berlin, and until recently, Singapore, on FM. But suddenly there was a need for long-distance coverage, and shortwave was required. A similar scheduling situation to "Calling the Falklands" led to the BFBS program being inserted at 1100 GMT via BBC facilities three days a week. Initially the frequencies were reported to be 21490 and 17830 kHz, which although via Ascension, had been used for relays of the *Voice of America* morning programs in Portuguese until 1100, and Spanish after 1130. But by May, the BFBS program could be heard instead between 1130 and 1155 GMT on another Ascension frequency, 15105, and again, this was subject to jamming. BFBS programs were mainly musical requests and dedications.

The Argies got the jump on the British in psychological warfare broadcasting,


Poly Paks^{INC}

Quality Electronics For Less!

BRAND NEW!
FIRST TIME ANYWHERE!

I R SCIENTIFIC INFRARED VIEWER KIT

- An Easy To Assemble Kit
- Everything You Need Including Comprehensive Instruction Manual
- Lightweight, Binocular-Type Case
- Factory Preselcted & Prestested Components
- For: Night Surveillance
- IR Communications & Control.
- Document Authentication.
- Thermal Viewing, & More



Special Introductory Price

\$169.95

Shipping & Handling add \$4 per unit (\$8 outside U.S.)
MASS RES. ADD 5% SALES TAX

SPECIFICATIONS:

- Image Converter — type 6032
- Spectral Response — 500 to 1200 nanometers (800 max)
- Resolution — 50 lines/mm
- Magnification — 3X
- Focus Range — 3 ft. to infinity
- Lens — 150mm, 1.3 O 10° field infrared telephoto and 10 X Ramsden Eyepiece
- Infrared Source — 900 nanometer, 4500 max. candlepower
- Case Size — 7 3/4" X 6 1/2" X 2 3/4"
- Power Requirement — 6 V DC (4 "D" cells or equiv.)

Ask for FREE POLY PAKS CATALOG



Order by Mail or Call TOLL FREE

800-343-3086

Mass. Res. Call 617-245-3828

ORDER SHIPPED IN 24 HRS.

Poly Paks
P.O. Box 942, PE 9
S. Lynnfield, MA 01940

FOCUS

FOR ORDERS ONLY! TOLL — FREE (800)221-0828
BRING IN OR MAIL THIS ADV. WITH ORDER AND GET FREE GIFT

ATARI HEADQUARTERS



279.95
279.95
99.95
209.95
233.95
186.95

VIDEO



848.95
1009.95
569.95
740.99
1048.95
969.95
599.95
799.95
1000.00
699.95
429.95
639.95
894.95
879.95
779.95

CONSUMERS BEWARE!

ALL OUR HEADPHONES INCLUDE THE ONE AND ONLY ORIGINAL HEADPHONES SUPPLIED ON THE FACTORY AT NO ADDITIONAL COST!

SONY WALKMAN-1

SONY MDH 11 HEADPHONES \$69.95

VIDEO TAPES

VHS-6 5 pc/49.95
T.D.A. 1120 E n 5 pc/59.95
MAXELL New MCA-120 5 pc/170.70
NETA 1-500 5 pc/164.50
NETA 1-750 5 pc/155.00
SONY 1-830 5 pc/168.99

VIDEO ACCESSORIES

Video Guard Stabilizer 49.95
Video Guard Stabilizer w/RF 149.95
Video AF Dializer II 199.95
P.S.T. Dializer/Stabilizer/Enhancer/Fader/New Improv-6 Circuitry — REG 579.95
VIDEO LIGHT — VIDEO CADDY — VIDEO TRIPOD 79.95

LARGEST SELECTION OF FIRST RUN MOVIES IN STOCK AT DISCOUNT PRICES

BRING IN OR MAIL THIS ADV. WITH ORDER AND GET FREE GIFT

SAVE!

MONEY • TIME • FREIGHT

QUALITY STEREO EQUIPMENT AT LOWEST PRICES.

YOUR REQUEST FOR QUOTATION RETURNED SAME DAY.

FACTORY SEALED CARTONS—GUARANTEED AND INSURED.

SAVE ON NAME BRANDS LIKE:

PIONEER

JVC

KENWOOD

TEAC

MARANTZ

SANSUI


TECHNICS

SONY

AND MORE THAN 50 OTHERS

BUY THE MODERN WAY

BY MAIL — FROM



BRAND CARDS ACCEPTED

12 East Delaware

Chicago, Illinois 60611

312-664-0020

800-621-8042

CIRCLE NO. 24 ON FREE INFORMATION CARD

CALCULATOR SAVINGS



| | | |
|-------------------------|-------|---------|
| HP-11C Scientific | | \$79.95 |
| HP-12C Financial | | 114.95 |
| HP-15C Progmbile | | 104.95 |
| HP-16C Hexadecimal | | 117.95 |
| HP-32E Scientific | | 44.95 |
| HP-34C Progmbile | | 114.95 |
| HP-41C Alpha Prog | | 184.95 |
| HP-410V Full Memory | | 236.95 |
| Port-X-Tender to 10 DIS | | 169.95 |
| 82104A Card Reader | | 164.95 |
| 82143A Printer | | 284.95 |
| 82153A Wand | | 92.95 |
| 82160A HP-IL Module | | 94.95 |
| 82161A Cassette Drive | | 419.95 |
| 82162A HP-IL Printer | | 369.95 |
| 82163A TV Interface | | 229.95 |
| 82165A GPIB Interface | | Call |
| 82180A Extnd Fncns | | 62.95 |
| 82181A Extnd Memory | | 62.95 |
| 82182A Time Module | | 62.95 |
| HP-85 Computer | | 1979.00 |
| 16K Memory/85 | | 149.95 |
| HP-87 Computer | | 1793.00 |
| 32K Memory/87 | | 229.95 |
| 64K Memory/87 | | 349.95 |
| 128K Memory/87 | | 619.95 |
| CP/M Module/87 | | 389.95 |
| Series 80 Modem | | 319.95 |
| HP-125 Computer | | 1979.00 |
| 82901M Dual Disk Dr | | 1649.00 |
| 82905B Dot Matrix Pr | | 619.00 |
| 7470A 2-pen Plotter | | 1199.00 |
| 4.5MB Winchester Dr | | 3295.00 |
| 9135A Winch/Floppy | | 4295.00 |
| 2601A Daisywheel Pr | | 2999.00 |

Call for Low Prices on all Accessories and Software

New! Texas Instruments TI-88 Programmable Call for Price
 TI-55-II \$42.95 TI-99/4A (incl TV adapter) \$299.95
 TI-59 169.95 Extended BASIC Module 74.95
 PC-100C 159.95 Call for low prices on all TI-99/4A products.
 LCD Progrm 59.95 Get a \$20 rebate from TI with TI-59 purchase.

Sharp
 PC-1211 Computer, free cassette interface \$129.95
 CE-122 Cassette Interface/Printer 99.95
 PC-1500 Advanced Handheld Computer 249.95
 CE-150 Cassette Intrfc/4-color Printer-Plotter 199.95
 CE-151 4K Memory Expansion for PC-1500 64.95
 CE-155 8K Memory Expansion for PC-1500 129.95

Casio
 FX-602P Slim Programmable, 512 Steps 99.95
 FX-702P Handheld Computer, 1680 Steps 159.95
 FA-2 Cassette Interface for 602/702 42.95
 FP-10 Printer for 602/702 79.95
 MT-31 Compact Musical Keyboard 134.95
 MT-40 Keyboard with Bass and Rhythms 159.95
 CT-401 Home Entertainment Keyboard 449.95
 CT-701 Advanced Electronic Organ with Memory 799.95
 CT-1000P Polyphonic Synthesizer 579.95

Pearl-corder
 S202 Microcassette Recorder, One Hour 79.95
 S901 Two-speed, Two Hour Recorder 99.95
 S801 Two-speed, Compact, Memory Rewind 139.95
 X-01 Ultra-thin All Electronic 199.95

Olivetti
 Praxis 35 Electronic Portable Typewriter 459.95

We accept cashier's checks, money orders, VISA, and M/C. Personal checks take 5 weeks to clear. Add shipping. 1% of your order (\$5 minimum). East of Missis Bvr add 1.50. CA res add 3%. Subject to availability. USA prices.

ORDER 800-421-5188 Outside
 TOLL-FREE Information line (213) 633-3262 CA, AK, HI

tam's INCORPORATED
 Tam's Inc, Dept PE-8
 14932 Garfield Ave.
 Paramount, CA 90723
 (213) 633-3262

CIRCLE NO. 44 ON FREE INFORMATION CARD

dx listening

with "Liberty," but on May 19, the British Defence Ministry opened up its own propaganda station, called *Radio Atlántico del Sur*. Against protests from the BBC and trade unions representing BBC workers, the British government invoked a little-known provision of BBC's license allowing it to commandeer BBC transmitting facilities in an emergency.

One of the four Ascension transmitters was removed from the BBC World Service between 2300 and 0200 GMT, and again at 0815-0945. Both broadcasts began on 9710 kHz, a frequency not formerly used by the BBC and, thus, disassociated from a BBC connection. The 9710 frequency also happens to be the channel of a not-very-active Argentine station. Jamming accompanied "9-71, Radio Atlántico del Sur" from its very first moments on the air. The frequency was shifted to 9700 for the morning broadcast, putting it even closer to a very active Argentine frequency, 9690. Reception of the evening broadcast was quite good in North America until two U.S. stations coincidentally signed on at 0100 GMT, 5 kHz above and below 9710.

Strangely, by June, some jamming could be heard against "Liberty" on 17740 kHz, of a type quite similar to that plaguing *Radio Atlántico del Sur* on 9710. Could it have been from a third party? More likely it was caused by a technical problem in Argentina.

Radio Atlántico del Sur was a considerably more sophisticated operation than "Liberty," with a snappy electronic interval signal, several announcers, and a "magazine" format, mixing music with short talk pieces. This contrasts with the BBC Latin American Service, which maintains the block programming format. Still, on its very first night on the air, it broadcast obviously phony musical dedications for Argentine soldiers on the Falklands, from their mothers back on the mainland. One could only wonder how and why any Argentine mothers could have sent in these dedications even before the enemy station went on the air. But it apparently hoped for such input by announcing an address of GPO Box 408, London. The station was hardly taken seriously in Argentina, as the announcers were criticized in the press for speaking with a combination Chilean and Cambridge accent, rather than authentically Argentine. Unlike "Liberty," whose origin was not publicized, world press agencies had revealed exactly who was behind *Radio Atlántico del Sur* even before it went on the air. This station was promptly closed down once the British had recaptured the Falklands.

This developing story was covered in detail, including tapes of the stations concerned, from week to week on our DX program, "World of Radio," which all DX Listening readers are invited to monitor via WRNO, New Orleans, Sundays at 2330-2400 GMT on 11855 and Tuesdays at 1900-1930 on 15420 kHz. (Times and frequencies subject to change from September, if not earlier; listen for announcements). ◇

Aaron-Gavin Kits



our most unique graphic equalizer!


LED meter



EQUALIZERS PRICED FROM \$119. to \$690.
 LED METERS PRICES \$48. to \$219.

A Unique MIXER for DJ's—Studio's—Broadcasters

Two MIC inputs Talkover Switch Eleven Band Stereo EQUALIZER
 Two AUS channels Crossfade
 3 Tunable inputs Beat Match Headphones
 Subsonic Filters Subsonic Filter Dual LED Meter



Call or write for full product information, and pricing to:
 AARON-GAVIN
 123 South McClay Street, Unit F,
 Santa Ana, CA 92701, (714) 957-8710

CIRCLE NO. 2 ON FREE INFORMATION CARD

VIDEO Enhancer/Stabilizer

Improve picture detail, sharpness. Defeat copyguard. Reduce noise.



\$139.95 (\$4.00 shipping)
 Works with any video tape recorder

Full featured ENHANCER/STABILIZER, MFJ-1421. Enhance Control dramatically improves picture clarity, detail, sharpness, contrast. See individual strands of hair, blades of grass. Noise Cancel Control reduces snow, picture noise. Gain Control improves faded picture. Enhance before recording to cancel VTR and tape loss. Makes copies as good as the original. Enhance during viewing to bring out detail, sharpness. Makes viewing quality of 6 hour mode recordings comparable to 2 hour mode. Stabilize Control removes copyguard. Stops picture roll and jitter. Play copyguarded tapes on any TV set (requires RF modulator). Duplicate any pre-recorded tapes. Use as distribution amplifier. 3 outputs. For video only. 7x2x6 inches.

Order from MFJ and try it. If not delighted, return it within 30 days for refund (less shipping).

One year unconditional guarantee.
 Order today. Call TOLL FREE 800-647-1800. Charge VISA, MC. Or mail check, money order. Write for free catalog.

CALL TOLL FREE ... 800-647-1800

601-323-5869 in MS, outside continental USA.

MFJ ENTERPRISES, INCORPORATED

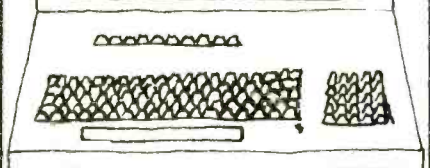
921 Louisville Road, Starkville, MS 39759

CIRCLE NO. 31 ON FREE INFORMATION CARD

32 BASIC Programs For The Apple® Computer

Tom Rugg and Phil Feldman

Check full of programs with practical applications, educational uses, games and graphics, each chapter fully documents a different program which is ready to run on your Apple Computer.
 284 pages \$19.95



Yes! Please send me _____ copy(ies) of 32 BASIC Programs for the Apple Computer *Or call our toll free number to charge your order with your VISA or M/C 800-547-1842.

I enclose \$ _____ including \$1.00 for postage and handling

Please send me your free catalog. BRAINFOOD

NAME _____

ADDRESS _____

CITY, STATE, ZIP _____

Mail to: dilithium Press, P.O. Box 606, Beaverton, OR 97075

pe

CIRCLE NO. 17 ON FREE INFORMATION CARD

EXPERIMENTER'S CORNER

A Single-Chip Analog Building Block

By Forrest M. Mims

A NEW kind of multi-function analog integrated circuit has been introduced by Precision Monolithics, Inc. (1500 Space Park Dr., Santa Clara, CA 95050). The chip is designated the GAP-01, after *General-purpose Analog Processor*. It combines on a single chip two differential transconductance amplifiers, two low-glitch current-mode analog switches, an output-voltage buffer amplifier, and a precision comparator.

The factor that distinguishes this unique chip from other multi-circuit analog IC's, such as quad op amps, is that the outputs from the two differential amplifiers can be internally switched to the noninverting input of the output buffer. This is shown clearly in Fig. 1, a functional block diagram of the GAP-01. The external capacitor required for loop compensation serves also as a holding capacitor when the GAP-01 is used in sample-and-hold applications.

The status of the two analog switches between the differential amplifiers and the output buffer is controlled digitally by means of logic signals applied to their respective control inputs (pins 18 and 1). This provides two programmable signal paths through the integrated circuit. The gain of each channel can be controlled by connecting a feedback resistor between the buffer's output (pin 3) and the appropriate amplifier input.

Unity-Gain Analog Multiplexer. Figure 2 shows how the GAP-01 can be connected as a two-channel analog multiplexer having unity gain. A low at the channel select input selects channel A while a high selects channel B. Typical applications for this circuit include selecting between two analog transducers (e.g. temperature and air speed) in a remote telemetry system or selecting between two microphones in an audio system.

Incidentally, note that Fig. 2 employs a simplified diagram of the GAP-01 that shows each analog switch merged with its respective amplifier. This diagram, which is used by PMI in a 12-page GAP-01 specification and application brochure, will be used in the circuits that follow.

Analog Multiplexers with Gain. Adding gain to the circuit in Fig. 2 is easily accomplished by inserting input and feedback resistors in one or both channels. For example, Fig. 3 shows how both channels are given feedback so they might function as adjustable-gain, inverting amplifiers. The gain of each channel equals the feedback resistance divided by the input resistance.

PMI's GAP-01 specification and application brochure shows

two other ways to design an analog multiplexer with gain. The circuit in Fig. 4, for example, shows how to achieve both positive and negative gains.

If it's necessary for both channels to have the same positive voltage gain, the circuit in Fig. 5 can be used. Here a single voltage divider simultaneously sets the gain for both channels.

A Continuously Switched Analog Multiplexer. In the previous three circuits, the GAP-01 can be considered a 2-line to 1-line analog encoder or multiplexer with individually controlled gain stages for each channel. In each case, the control signals that determine which channel is selected are CMOS- and TTL-compatible logic levels derived from external logic.

To more fully exploit the many possible applications for the GAP-01 operated as a 2-channel multiplexer (or encoder), a fully adjustable switcher is required. This role is admirably filled by half of a 558 quad timer connected as a pulse generator having independently controlled pulse rate and duration.

The circuit in Fig. 6 uses a 558 in this free-running switcher mode. In operation, $R5$ controls the duration of pulses applied simultaneously to the two GAP-01 channel-control inputs. Resistor $R6$ controls the pulse-repetition rate. The addition of a 10-kilohm voltage divider as shown in Fig. 6 results in a constant duty cycle irrespective of the pulse rate.

For preliminary test, set the gain of both amplifiers at 10 (e.g. $R1$ and $R3 = 1$ kilohm; $R2$ and $R4 = 10$ kilohms.) Connect any desired signal to the inputs and monitor the output with an oscilloscope while adjusting $R5$ and $R6$ to vary the switching conditions.

A Dual-Output Pulse Generator. The unused half of the 558 in Fig. 6 can be used to provide a dual-output pulse generator having independently controlled pulse rates. This permits the

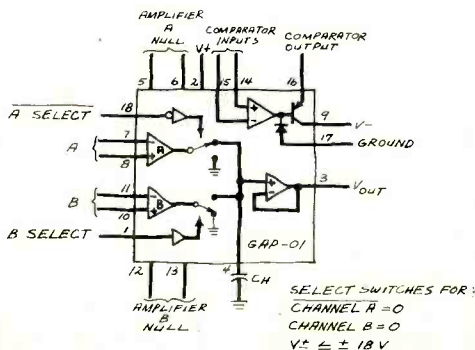


Fig. 1. Block diagram of the GAP-01.

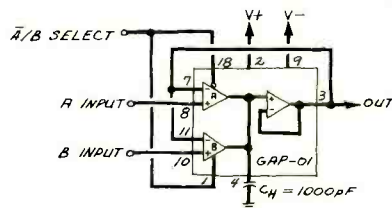


Fig. 2. Unity-gain two-channel analog multiplexer.

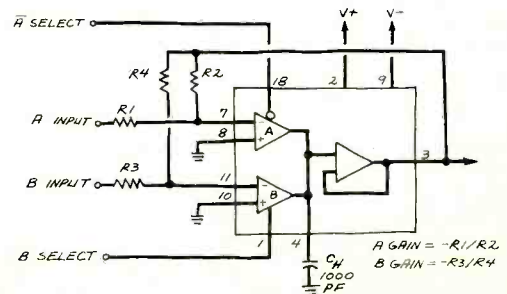


Fig. 3. Two-channel inverting analog multiplexer.

construction of FSK (frequency-shift keyed) generators, tweedle sirens, function generators, and tone-burst sources using only two chips.

Figure 7 shows the circuit I used to implement these ideas. Resistors $R9$ and $R12$ control the pulse rates of the two pulse generators. Incidentally, the 558 circuits in Figs. 6 and 7 may occasionally cease operating if an attempt is made to operate them beyond their maximum frequency limits. Should this occur, disconnect the power momentarily or ground pin 13 momentarily.

Learning More About the GAP-01. The most unique feature of the various analog multiplexer circuits with which we've experimented is their generic relationship to so-called "active" devices. For example, if a filter with an op-amp gain block is an active filter, then the circuits in this column can be considered as active multiplexers.

Of course, there are many other applications for the GAP-01,

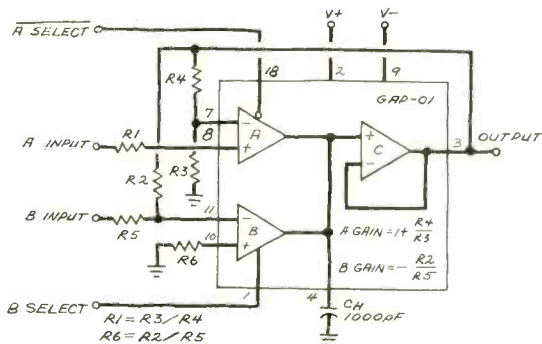


Fig. 4. Multiplexer with positive and negative gain.

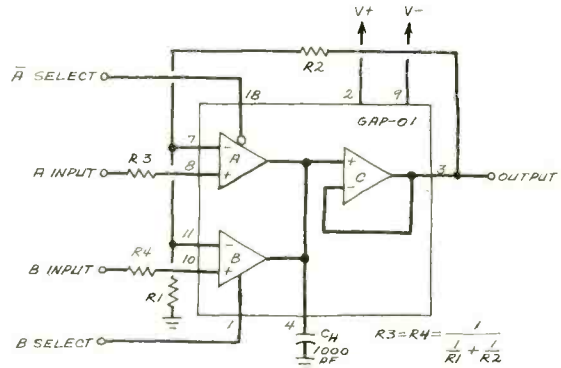


Fig. 5. Multiplexer with identical gain per channel.

Summer Sale!!



I/O
"SELECTRIC"
TYPEWRITER

REDUCED!!! (This Month Only)

Regularly \$399.00

SAVE \$50.00!!

\$349.00 EA.

- Fully Operational
- TTL Input/Output Level
- USE AS A TYPEWRITER
- Software or Hardware Driven
- Spare Parts Available, Too
- Full 15" Platen
- IBM Model 745

These fabulous typewriter/printers originally cost over \$1000.00 each! Each machine is fully tested and operational and only requires 5VDC and 24 VDC for I/O capability. Electronic Repeat (when activated) is capable of repeating ANY character or key. Soon we will be offering software, then hardware interfaces for these terrific machines, meanwhile SAVE 50 BUCKS

Only \$349.00 ea.



DIGITAL
MUSICAL KEYBOARDS

Only \$69.00 Each

Built to specifications for ARP, the world famous Synthesizer Maker. Features 3 octaves (36 keys) with TTL Decoded 6-bit output which determines the note and octave of a pressed key. Excellent for keyboard inputs to Micro-computer & Digital Synthesizers and more NEW UNUSED keyboard with Electronics

Write or Call for Our FREE Exciting NEW FLYER!!!


Computer
Products &
Peripherals
Unlimited

WAREHOUSE:
18 Granite St. Haverhill, Mass. 01830
MAIL ORDERS:
Box 204, Newton, New Hampshire 03858
TELEPHONE ORDERS:
617/372-8637
Sorry, No Collect Calls
MasterCard & VISA Accepted

CIRCLE NO. 13 ON FREE INFORMATION CARD

POWER-LINE FILTERS

These filters protect any sensitive electronic equipment from power line transient damage and radio frequency interference. Both models offer surge suppression for power line "spikes". RF interference is suppressed using both inductive and capacitive components. Ideal for computers, test equipment, or TV.



LF2—A duplex outlet, 120V, 8 amps ... \$39.95

LF6—Three separately filtered duplex outlets, 120V, total fused capacity 15 amps, power switch and indicator lamp ... \$69.95

Add \$2.50 shipping and handling per order. Send check with order and provide street address for UPS shipment. Ohio residents add Sales Tax. Charge card buyers may call toll-free:



1-800-543-5612

In Ohio, or for information, call: 1-513-866-2421



R. L. DRAKE COMPANY

540 Richard Street, Miamisburg, Ohio 45342

INSTITUTIONAL AND DEALER INQUIRIES INVITED

Finally, five additional GAP-01 applications were published in the April 20, 1982 issue of *Electronic Products* (pp. 61-66). Finalists in a GAP-01 contest sponsored jointly by PMI and *Electronic Products* magazine, the circuits include a digital capacitance meter, a high-performance digital audio system, and a signal conditioner for a linear-position transducer.

Clearly the GAP-01 is a highly versatile analog building block. Yet it is still primitive when one contemplates what might be achieved by adding more amplifiers and digital switches. Many kinds of active filters, multiplexers, demodula-

tors, sample/hold, and computational circuits could be implemented, all under digital control. Let's hope that analog designers will be able to extend the GAP series in the future.

Where to Find It. Much of the mail to this column concerns problems readers have experienced in locating components for various projects. For that reason alone, I've not written about several of my favorite circuits since they use hard-to-find parts.

The GAP-01 is a good example of a relatively new chip that's not readily available from the mail order electronics parts dealers that cater to hobbyists and experimenters. Until it is, how do you purchase one if you want to try some of the experiments in this column?

PMI has more than two dozen sales offices scattered around the United States and Canada. Check your telephone directory to see if one is in your city. If not, PMI components are sold by authorized distributors such as Bell Industries, Hall Mark Electronics, Pioneer Electronics, and others. Again, check your phone book to see if one of these distributors is near you.

If you cannot find a sales office or authorized distributor yourself, write PMI and request a list of them. You might also want to request a copy of the GAP-01 specification and application brochure. (Hint: A neatly typed letter written in a courteous, professional manner will go a long way toward expediting a reply. Unfortunately, some hobbyists and experimenters request far too much information, personal consulting advice, free samples, and "anything else you can provide." This is the primary reason some electronics manufacturers do not even answer mail from individuals. Include your address.)

You can use this same procedure to find components made by virtually any company. This column always provides the address of the manufacturer of any unusual component to provide a starting point. Sometimes a price is given. I did not give a price for the GAP-01 since by the time this column appears in print the price may have dropped somewhat. Furthermore, the price provided by PMI was for the chip when purchased in

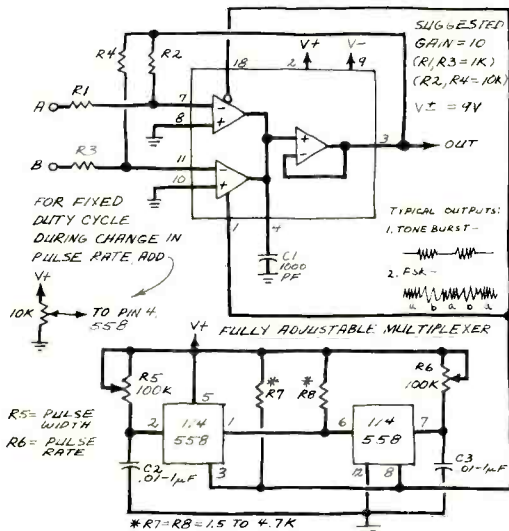


Fig. 6. Continuously switched analog multiplexer.

ELECTRONIC PROJECTS FOR MUSICIANS

27 NEW PROJECTS \$14.95

Even if you don't know an ohm from a volt, Craig Anderton's newly revised and expanded book shows you how to build 27 accessories that enhance your sound and broaden your musical horizons.

If you're an old hand at musical electronics, you'll really appreciate that all of these processors, from Tube Sound Fuzz to Phase Shifter are compatible and work together without creating noise, signal loss, bandwidth compression or any of the other problems common to interconnecting effects from different manufacturers. There's even a complete chapter on how to modify and combine effects to produce your own custom pedal board.

Low cost project kits available from PAIA help make even your first exposure to electronics a pleasant, hassle-free experience and thanks to the sound sheet demo record bound into the book you know just how the completed device will sound before you even start

CHARGE TO VISA OR MC TOLL-FREE
1-800-654-8657 9AM to 5PM CST MON-FRI

DIRECT INQUIRIES TO:
PAIA Electronics, Inc.
1020 W. Wilshire Blvd., Oklahoma City, OK 73116 (405)843-9626

I RUSH MY COPY OF "ELECTRONIC PROJECTS FOR MUSICIANS", \$14.95 plus \$1 postage enclosed.

I SEND FREE CATALOG OF OTHER PAIA PRODUCTS.

name _____
address _____
city _____ state _____ zip _____

PAIA Electronics, Inc.
Dept. 9P, 1020 W. Wilshire Blvd., Oklahoma City, OK 73116
CIRCLE NO. 33 ON FREE INFORMATION CARD

AMAZING DEVICES

PHASORS

PHASOR PAIN FIELD — Patented and recently developed in our labs is being tested by Gov't for riot control. Soon to come under weapons restrictions as an infernal machine. Easily hand-held. Hazardous IF NOT USED WITH DISCRETION. PPF-1 PLANS (sold for animal control) \$15.00
INVISIBLE PAIN FIELD GENERATOR — Produces a directional field of moderately intense pain to back of head up to 50'. Cigarette pack size enclosure is easily hidden. IPG-3 PLANS \$7.00 IPG-3K KIT & PLANS \$44.50 IPG-30 (assembled for animal control) \$59.50
PHASOR STUNBURNING WAND — Produces sufficient electrical energy capable of burning flesh. Intended as a personal defense device. PSW-3 PLANS \$8.00 PSW-3K KIT & PLANS \$59.50

LASERS

RUBY LASER RAY PISTOL — Intense visible red. Burns, hazardous, with parts sources. RUBY PLANS (includes all part sources) \$15.00
CARBON DIOXIDE LASER — Generates 20-40 watts of continuous power capable of burning, cutting, hazardous (with all part sources) \$15.00
LASER RIFLE — Produces 200-3000 pulses of 30 watt optical energy. Portable and easily hand-held. LRG-3 PLANS \$10.00 LRG-3K KIT PLANS (minus diode) \$129.50
POCKET LASER — For the beginner, visible red. optical version, non-hazardous. LHC-2 \$5.00 LHC-2K KIT & PLANS \$24.50
HIGH POWERED PORTABLE ENERGY SOURCE FOR LASERS AND MAGNETIC WEAPONS — Exploding wires, shockwave, etc. Miniature size. HPS-1 PLANS \$8.00 HPS-1K KIT & PLANS \$49.50
PARTICLE BEAM WEAPON — PLANS \$15.00

SECURITY

INFINITY XMTR — Uses telephone lines for selective home or office listening while away on business or vacation. INF-1 PLANS \$15.00
SEE IN DARK — Long range, total darkness. SD-4 PLANS \$10.00
LONG RANGE WIRELESS MIKE — Crystal clear quality miniature. FBT-7 PLANS \$7.00 FBT-7K PLANS & KIT \$34.50
WIRELESS TELEPHONE TRANSMITTER — Long range, automatic. VWPM-5 PLANS \$10.00 VWPM-5K PLANS & KIT \$34.50

Send for **FREE** catalog description of above plus hundreds more plans, kits and completed items. We accept MC or Visa or when ordering, send check or money order. We pay shipping charges on orders over \$50.00, otherwise include 10% with remittance.
SEND TO: **SCIENTIFIC SYSTEMS**
DEPT. Q1 BOX 716 AMHERST, NH 03031

Put Professional Knowledge and a COLLEGE DEGREE in your Electronics Career through

HOME STUDY

Earn Your DEGREE

No commuting to class. Study at your own pace, while continuing your present job. Learn from easy-to-understand lessons, with help from your home-study instructors whenever you need it.

In the Grantham electronics program, you first earn your A.S.E.T. degree, and then your B.S.E.T. These degrees are accredited by the Accrediting Commission of the National Home Study Council.

Our free bulletin gives full details of the home-study program, the degrees awarded, and the requirements for each degree. Write for *Bulletin ET-82*.

Grantham College of Engineering
2500 So. LaCienega Blvd.
Los Angeles, California 90034

quantities of 100. This means the single chip price will be somewhat higher than the \$7.50 posted by PMI.

Most components used in this column are available from retail electronics parts stores and mail order suppliers like those that advertise in this magazine. It's wise to get on as many mailing lists of these companies as you can.

Mims vs. Bell Labs. The two-part series in "Experimenter's Corner" about submitting an idea to a manufacturer (March and April, 1982) elicited some thought provoking mail from readers interested in my unfortunate misadventure with Bell Laboratories. Several readers described incidents in which they believe a company may have improperly used their invention. One writer who is a Ph.D. candidate at a major university and a regular reader of this magazine forwarded a copy of a letter he sent Mr. W.L. Keefauver, Vice President and General Counsel of Bell Labs, asking for an explanation of their side of the story.

Since Bell Labs has declined my repeated offers of space in this column to explain their position, here instead is Mr. Keefauver's reply to the reader: "The controversy with Mr. Mims ended with settlement of the lawsuit. To give you or any-

one else our side of the story at this time would merely renew the controversy. That is something we do not wish to do."

Medical Electronic Projects. Among the most popular subjects covered in this column are medical electronic projects. This came to mind while I was preparing this month's column. The inside front cover of the PMI 1982 product catalog of *Linear Integrated Circuits* contains what PMI terms its "Life Support Application Policy." Similar to a policy followed by National Semiconductor and other electronics manufacturers, the PMI policy reads, in part:

"As a general policy, Precision Monolithics, Inc. does not recommend the use of its components of any type in 'Life Support Applications' wherein failure or malfunction of the PMI component threatens life or makes injury probable. Any manufacturer incorporating PMI's components in a life support system must obtain PMI's prior consent based upon assurance to PMI that a malfunction of PMI's component does not pose direct or indirect threat of injury or death, and (even if such consent is given) shall indemnify PMI from any claim, loss, liability, and related expenses arising from any injury or death resulting from use of PMI components in a life support application."

While policies such as this may seem overly restrictive, firms such as PMI and National are simply taking a necessary step to protect themselves from liability in the event one of their components used without their knowledge in a life support system fails on the job. The policy seems entirely reasonable since equipment manufacturers cannot possibly know as much about the failure mechanism of a component as the manufacturer. Furthermore, the component manufacturer has no control over how its components are used by the equipment manufacturer.

The lesson for readers of this column is clear: *Never* use in a life support application a circuit you have built. Furthermore, any life support systems should only be used under appropriate medical attention and supervision. ◇

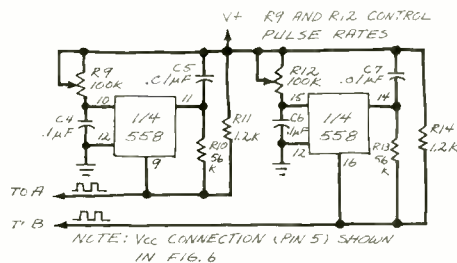



Fig. 7. Dual-output pulse generator for circuit in Fig. 6.

Drake's New Digital Multimeter with Advanced Auto Ranging Features.



Simple and easy to operate. The Drake DM2350 Digital Multimeter automatically measures your selected functions in up to 5 ranges, at the touch of a button. Drake's Digital Multimeter will not overload circuits and DC accuracy is 0.8% of reading \pm 0.2% of full scale. A continuity test sounds a signal when circuit resistance is less than 20 ohms. The liquid crystal display and three step protection feature with auto-zeroing, polarity indication and over-range warning signal make it ideal for servicemen or hobbyists.

The Drake Digital Multimeter is sold complete with batteries (battery life is greater than 300 hrs.), probes, 20 amp current shunt, spare fuse, and soft carrying case for only \$95.95.

Add \$2.50 shipping and handling per order. Send check with order and provide street address for UPS shipment. Ohio residents add Sales Tax.



In Ohio or for information call 1-513-866-2421

Credit-Card buyers may call toll free 1-800-543-5612

R. L. DRAKE COMPANY

540 Richard Street, Miamisburg, Ohio 45342



FREE guide to the latest and best in video equipment.

If you're confused about video equipment, now there's a single source of information on home video components and accessories that takes the confusion out of shopping.

And we'd like to send you a copy... Free!

Video Playground The Video "Specialty Shop"

Video Playground is a full color catalog of the newest and best in video components and accessories. Our buyers have literally combed the market, compared claims and specifications on hundreds upon hundreds of items. Only the best of the best were selected for the catalog.

Over 850 Video Products

With the Video Playground Catalog in your hands, you'll be a better informed shopper. Everything's written in clear, easy-to-understand language that makes it easy to decide just which products meet your family's needs and desires.

Mail Coupon Today for FREE Catalog.

VIDEO PLAYGROUND
3001 Malmo Road, Arlington Heights, IL 60005

YES. Please send me—free and without obligation—the new Video Playground Catalog of video equipment.

Name _____

Address _____

City _____ State _____ Zip _____



Dept. 142

CABLE TV

CONVERTERS DESCRAMBLERS

Largest Selection
of Equipment Available
\$ Buy Warehouse Direct & Save \$



36 channel
converter
\$45⁹⁵

36 channel
wired remote
converter
only
\$88⁹⁵



Send \$2 for complete catalog
of converters and unscramblers

Quantity Discounts • Visa • Master Charge
Add 5% shipping—Mich. residents add 4% sales tax

C&D Electronics, Inc.
P.O. Box 21, Jenison, MI 49428
(616) 669-2440

ATARI 400 HOME COMPUTER



\$269
16K

32K...\$389, 48K...\$489
ATARI 410 Cassette \$76
ATARI 810 Disk Drive \$449
ATARI 800
HOME COMPUTER
16K...\$649, 32K...\$729, 48K...\$769

COMPLETE SELECTION OF SOFTWARE

**computer
mail order**
east 800-233-8950
In Pa. Call (717) 327-9575
477 E. Third St., Williamsport, PA 17701
west 800-648-3311
In Nev. Call (702) 588-5654
P.O. Box 6689, Stateline, NV 89449

CIRCLE NO. 12 ON FREE INFORMATION CARD

HOBBY SCENE

By Joe Desposito
Technical Editor

Apple Users Clubs

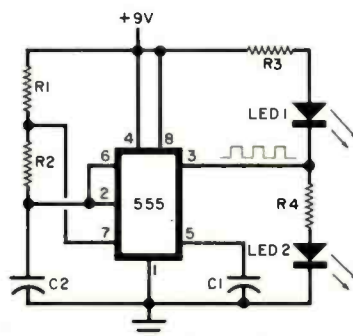
Q. As a regular reader of your monthly magazine in Europe, I am writing to your office asking for help. Can you give me, or tell me how and where to get information about addresses of Apple Users Clubs in the United States? Since such information is not available here in Austria, your help would be greatly appreciated.
—Mike Dauer, Graz, Austria.

A. There are Apple Users Clubs all over the world. If you contact the Apple Users Club in Austria (contact M. Weissenboeck, P.O. Box 51, A-1181 Wien, Austria; Tel.: 01143-222-476216). I'm sure that you can get all the information you need. If not, write to International Apple Core, P.O. Box 976, Daly City, CA 94017, USA.

LED Flip-Flop

Q. I have tried many ways to utilize National's LM3909 in a simple design to operate two LEDs as a flip-flop oscillator. I cannot do any more than flash a single LED and change its timing by changing the capacitor I use with this IC. Is there possibly a better IC to use for a flip-flop?
—John G. Burke, Sr., Indianapolis, IN.

A. The LM3909 is designed primarily to flash a single LED. If you want flip-flop LED action, try using a 555-timer IC operating in the astable mode. The timing components are R_1 , R_2 , and C_2 , while C_1 acts as a bypass capacitor (see figure). The 555 outputs a square wave at pin 3 with frequency determined by $f = 1.44 / (R_1 + 2R_2)C_2$. The duty factor (ratio of output high time to total time of one cycle) approaches 50 percent when R_2 is made much larger than R_1 . To design for different values of duty fac-

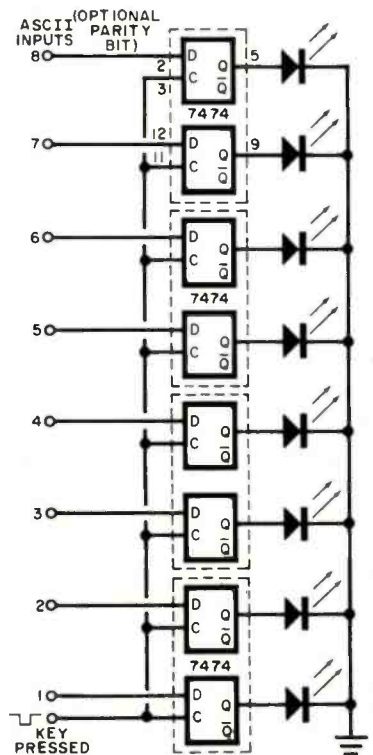


tor, the formula to use is $DF = (R_1 + R_2) / (R_1 + 2R_2)$. If the 555 draws too much current for your purposes, you could try using a 7555, which is the CMOS version of the chip. Typical values for the circuit are: $R_1 = 1 \text{ k}\Omega$, $R_2 = 220 \text{ k}\Omega$, $R_3 = R_4 = 470\Omega$, $C_1 = .01 = \mu\text{F}$, $C_2 = 4.7 = \mu\text{F}$.

ASCII Keyboard Check

Q. I have several ASCII keyboards that have some malfunction in them. Is there any simple circuit that can hold the 8-bit ASCII code on LEDs long enough to check each key?
—Ed Glover, Riverhead, N.Y.

A. One of the ways to store digital information is with flip-flops. Since the ASCII



code has eight inputs, you'll need that number of flip-flops. Shown below is a circuit that uses four 7474 dual D flip-flops (D for data). When you press a key, the circuit accepts the ASCII input, lights the corresponding LEDs, and holds the information until the next key is pressed.

PROJECT OF THE MONTH

By Forrest M. Mims

Two 60-Hz Hum Filters

THE MOST prevalent noise in electronic equipment is probably 60-Hz hum from the ac power line. The hum can be transmitted directly through the power supply, or it can be inductively coupled into a circuit from nearby power lines. The latter makes even battery-powered equipment susceptible to 60-Hz hum.

Since audio-frequency amplifiers are particularly vulnerable to 60-Hz hum, a well-designed unit often includes an on-chip power supply decoupler-regulator circuit. This provides rejection of power supply ripple that might give rise to 60-Hz hum. For example, the LM381 provides 120-dB supply rejection, while the LM387 low-noise preamplifier provides 110-dB supply rejection.

Typically, op amps provide less supply rejection. The 741 and 308, for example, have about 80-to 96-dB supply-voltage rejection.

A common place for 60-Hz hum to get into a properly designed and shielded audio preamplifier is the input jack. Using an improperly or poorly shielded input cable or simply touching the input with a finger may couple more 60-Hz hum than signal into the preamplifier. In both cases, the cable and the human body serve as antennas that pick up 60 Hz radiated by nearby power lines.

Several kinds of passive and active notch filters can be used to trap 60-Hz hum. Since passive filters are disadvantaged by insertion loss, let's examine a couple of representative active notch filters.

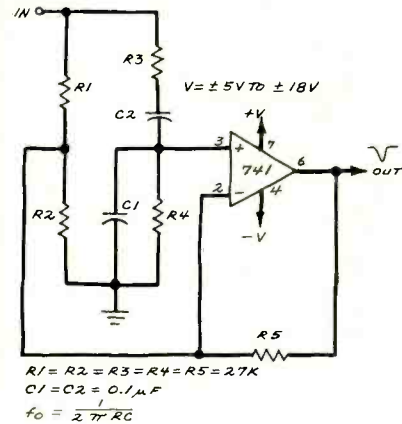


Fig. 1. Schematic of a Wien-bridge 60-Hz notch filter.

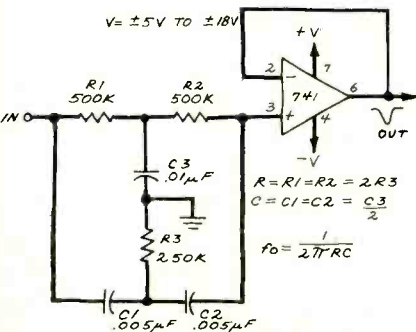


Fig. 2. Design for a twin-tee 60-Hz notch filter.

Twin-Tee 60-Hz Notch Filter. Figure 2 is an active twin-tee 60-Hz notch filter with better rejection than the Wien-bridge version. This circuit requires one less component than the Wien-bridge version, but takes two resistor and two capacitor values.

The notch frequency of this circuit is, like the circuit in Fig. 1, the reciprocal of $2\pi RC$ where $R = R1 = R2 = 2R3$ and $C = C1 = C2 = C3/2$. The component values in Fig. 2 give a predicted notch minimum of 63.66 Hz. However, the breadboard version of the circuit I built gave a notch minimum of 53 Hz. The attenuation at this frequency was -32.47 dB.

The difference between predicted and measured notch frequencies is probably due to the large tolerance of the components I used. Nevertheless, the filter provides an attenuation at 60 Hz of -23.2 dB.

Wien-Bridge 60-Hz Notch Filter.

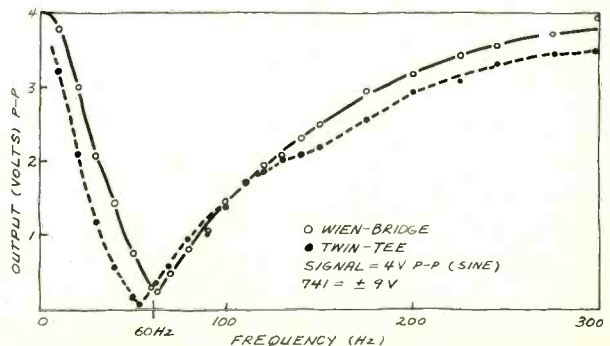
Figure 1 shows an active Wien-bridge 60-Hz hum filter. This filter directs the input signal along two routes leading to the inputs of an op amp. The components are selected so that at a given frequency the gains of both the inverting and noninverting inputs match and thus cancel one another. An advantage of the circuit is that the two capacitors, as well as the five resistors, have equal values.

The notch frequency of the circuit in Fig. 1 is the reciprocal of $2\pi RC$. The component values in Fig. 1 give a predicted notch minimum of 58.95 Hz. A breadboard version of the circuit I built gave a notch minimum of 61 Hz, certainly very close to the predicted result considering the large tolerance of the components I used. At the notch frequency, 93 percent of the signal was rejected. This corresponds to a rejection of -12.5 dB.

Comparing the Two Filters. The actual frequency response of both 60-Hz notch filters described above is compared in Fig. 3. Note that while the twin-tee filter has a somewhat wider and deeper notch, the overall shape of both curves is very similar. Note also that the vertical axis in this plot is linear, not logarithmic.

Incidentally, some texts present an idealized, symmetrical notch to illustrate the performance of various filter circuits. However the notches shown in Fig. 3 are certainly not symmetrical. This is because they are not derived from equations but from actual measurements made with breadboard versions of the circuits in Figs. 1 and 2. This illustrates the importance of plotting results from real test measurements rather than depending solely upon theoretical predictions. \diamond

Fig. 3. Actual frequency response of Wien-bridge and twin-tee 60-Hz notch filters.



MICROPROCESSOR COMPONENTS

INTERMIL

Table with columns: Part No., Pins, Price. Lists various microprocessors like SN7400, SN7401, SN7402, etc.

Table with columns: Part No., Pins, Price. Lists static RAMs like 1101, 22, 2656k1 (650ns), etc.

Table with columns: Part No., Pins, Price. Lists dynamic RAMs like 1103, 18, 1024x1 (300ns), etc.

Table with columns: Part No., Pins, Price. Lists various ICs and evaluation kits like 7045PI, 7045EV/Kit, etc.

Table with columns: Part No., Pins, Price. Lists 74LS series components like 74LS00, 74LS01, etc.

Table with columns: Part No., Pins, Price. Lists EPROMs like 1702A, 24, 2656k1 (1µs), etc.

Table with columns: Part No., Pins, Price. Lists ROMs like 2512 (2140), 24 Character Generator, etc.

Table with columns: Part No., Pins, Price. Lists 74C-C/MOS components like 74C00, 74C01, etc.

Table with columns: Part No., Pins, Price. Lists 74S/PROMs series components like 74S00, 74S01, etc.

Table with columns: Part No., Pins, Price. Lists microprocessor manuals like M-280, M-CDP100, etc.

Table with columns: Part No., Pins, Price. Lists 6800/6800 support devices like 6800, 6801, etc.

Table with columns: Part No., Pins, Price. Lists Linear components like LM3001, LM3002, etc.

BUY NOW... PRICES FLASHED! Shipment in 24 Hours

CONNECTORS Solder Eyelet/Wire Wrap Edge Card

25 Pin - D Subminiature (meets RS232)

IC SOCKETS For Socket Required, See Column After the IC Part No.

LOW PROFILE (TIN) SOCKETS WIRE WRAP (GOLD) SOCKETS

Table with columns: Part No., Description, Price. Lists various sockets like 02418-2, 02418-3, etc.

\$10.00 Minimum Order - U.S. Funds Only California Residents Add 6 1/2% Sales Tax

Call for Quantity Discounts Jameco Electronics

1355 SHOREWAY ROAD, BELMONT, CA 94002 PHONE ORDERS WELCOME - (415) 592-8097

CAPACITOR CORNER

50 VOLT CERAMIC DISC CAPACITORS

Table with columns: Value, Price. Lists various capacitor values like 10 pF, 100 pF, etc.

70 VOLT MYLAR FILM CAPACITORS

Table with columns: Value, Price. Lists various capacitor values like 0.01µF, 0.02µF, etc.

MINI. ALUMINUM ELECTROLYTIC CAPACITORS

Table with columns: Value, Price. Lists various capacitor values like 1.0µF, 10µF, etc.

2716 16K EPROMS **8/\$3⁹⁵** EACH

2732 32K EPROMS **8/\$7⁹⁵** EACH

ALL MERCHANDISE 100% GUARANTEED!

CALL US FOR VOLUME QUOTES

74LS00

| | | | |
|-------------|--------------|--------------|---------------|
| 74LS00 .25 | 74LS85 1.15 | 74LS168 1.75 | 74LS235 1.05 |
| 74LS01 .25 | 74LS86 .40 | 74LS169 1.75 | 74LS238 1.20 |
| 74LS02 .25 | 74LS90 .65 | 74LS170 1.75 | 74LS234 1.75 |
| 74LS03 .25 | 74LS91 .89 | 74LS173 .80 | 74LS232 1.55 |
| 74LS04 .25 | 74LS92 .70 | 74LS174 .95 | 74LS233 1.55 |
| 74LS05 .25 | 74LS93 .65 | 74LS175 .95 | 74LS263 1.35 |
| 74LS08 .35 | 74LS95 .85 | 74LS181 2.15 | 74LS264 1.95 |
| 74LS09 .35 | 74LS96 .95 | 74LS189 9.95 | 74LS265 .95 |
| 74LS10 .25 | 74LS107 .40 | 74LS190 1.00 | 74LS266 .95 |
| 74LS11 .35 | 74LS109 .40 | 74LS191 1.00 | 74LS267 .70 |
| 74LS12 .35 | 74LS112 .45 | 74LS192 .85 | 74LS268 .70 |
| 74LS13 .45 | 74LS113 .45 | 74LS193 .95 | 74LS273 1.75 |
| 74LS14 1.00 | 74LS114 .50 | 74LS194 1.00 | 74LS274 1.75 |
| 74LS15 .35 | 74LS122 .45 | 74LS195 .95 | 74LS277 1.45 |
| 74LS20 .25 | 74LS123 .95 | 74LS196 .85 | 74LS279 1.18 |
| 74LS21 .35 | 74LS124 2.99 | 74LS197 .85 | 74LS273 1.35 |
| 74LS22 .25 | 74LS125 .95 | 74LS221 1.20 | 74LS235 1.90 |
| 74LS26 .35 | 74LS126 .85 | 74LS240 1.29 | 74LS235 .65 |
| 74LS27 .35 | 74LS132 .75 | 74LS241 1.29 | 74LS239 1.90 |
| 74LS28 .35 | 74LS136 .55 | 74LS242 1.85 | 74LS239 1.90 |
| 74LS30 .25 | 74LS137 .99 | 74LS243 1.85 | 74LS239 1.65 |
| 74LS32 .35 | 74LS138 .75 | 74LS244 1.29 | 74LS239 1.70 |
| 74LS33 .55 | 74LS139 .75 | 74LS245 1.90 | 74LS244 2.95 |
| 74LS37 .55 | 74LS145 1.20 | 74LS247 .75 | 74LS44* .37 |
| 74LS38 .35 | 74LS147 2.49 | 74LS248 1.25 | 74LS49B 1.95 |
| 74LS40 .35 | 74LS148 1.35 | 74LS249 .99 | 74LS624 3.99 |
| 74LS42 .55 | 74LS151 .75 | 74LS251 1.30 | 74LS668 1.69 |
| 74LS47 .75 | 74LS153 .75 | 74LS253 .85 | 74LS669 1.89 |
| 74LS48 .75 | 74LS154 2.35 | 74LS257 .85 | 74LS670 2.20 |
| 74LS49 .75 | 74LS155 1.15 | 74LS258 .85 | 74LS672 9.65 |
| 74LS51 .25 | 74LS156 .95 | 74LS259 2.85 | 74LS682 3.20 |
| 74LS54 .35 | 74LS157 .75 | 74LS260 .65 | 74LS682 2.30 |
| 74LS55 .35 | 74LS158 .75 | 74LS266 .55 | 74LS684 2.40 |
| 74LS63 1.25 | 74LS160 .90 | 74LS273 1.65 | 74LS685 2.40 |
| 74LS73 .40 | 74LS161 .95 | 74LS275 3.35 | 74LS688 2.40 |
| 74LS74 .45 | 74LS162 .95 | 74LS279 .55 | 74LS683 2.40 |
| 74LS75 .50 | 74LS163 .95 | 74LS280 1.98 | 74LS783 24.95 |
| 74LS76 .40 | 74LS164 .95 | 74LS283 1.00 | 81LS95 1.69 |
| 74LS78 .50 | 74LS165 .95 | 74LS290 1.25 | 81LS96 1.69 |
| 74LS83 .75 | 74LS166 2.40 | 74LS293 1.85 | 81LS97 1.69 |
| | | | 81LS98 1.69 |

WE HAVE

- ★ 74C00
- ★ 74S00
- ★ TRANSISTORS
- ★ 7400
- ★ LINEAR
- ★ ... and much more!

DISKETTES
5 1/4"

| | |
|-------------------------|-------|
| ANTHANA SS SD SOFT | 24.95 |
| WABASH SS SD SOFT | 24.95 |
| VERBATIM SS SD SOFT | 29.95 |
| VERBATIM 10 SECTOR HARD | 29.95 |

8"

| | |
|---------------------|-------|
| VERBATIM SS SD SOFT | 44.95 |
|---------------------|-------|

APPLE FAN
\$69.00

- ★ Outlet on rear.
- ★ Simply snap over air vents.
- ★ Quiet motor.

EPSON PRINTERS

- MX-80
- MX-80FT
- MX-100

CALL FOR PRICE

MONITORS
ZENITH ZVM-121

\$119.95

NEC JB-1201M

\$169.00

LINEAR

| | |
|--------------|-------------|
| LM301V .34 | LM1800 2.99 |
| LM308V .98 | LM1889 2.49 |
| LM309K 1.49 | LM3900 .59 |
| LM311 .64 | LM3909V .98 |
| LM317T 1.95 | LM3914 3.95 |
| LM317K 3.95 | LM3915 3.95 |
| LM318 1.49 | LM3916 3.95 |
| LM323K 4.95 | 75451V .39 |
| LM324 .59 | 75452V .39 |
| LM337K 3.95 | 75453V .39 |
| LM339 .99 | |
| LM377 2.29 | |
| LM380 1.29 | |
| LM386V 1.50 | |
| LM555V .39 | |
| LM556 .69 | |
| LM565 .99 | |
| LM566V 1.49 | |
| LM567V 1.29 | |
| LM723 .49 | |
| LM733 .98 | |
| LM741V .29 | |
| LM747 .79 | |
| LM748V .59 | |
| LM1310 2.90 | |
| MC1330V 1.89 | |
| MC1350V 1.29 | |
| MC1358 1.79 | |
| LM1414 1.59 | |
| LM1458V .69 | |
| LM1488 .99 | |
| LM1489 .99 | |

BI FET

| |
|------------|
| TL071 .79 |
| TL072 1.19 |
| TL074 2.19 |
| TL081 .79 |
| TL082 1.19 |
| TL083 1.19 |
| TL084 2.19 |
| LF347 2.19 |
| LF351 .60 |
| LF353 1.00 |
| LF355 1.10 |
| LF356 1.10 |
| LF357 1.40 |

EXAR

| |
|--------------|
| XR 2206 3.75 |
| XR 2207 3.85 |
| XR 2208 3.90 |
| XR 2211 5.25 |
| XR 2240 3.25 |

VOLTAGE REGULATORS

| | |
|------------|------------|
| 7805T .89 | 7905T .99 |
| 7808T .89 | 7908T .99 |
| 7812T .89 | 7912T .99 |
| 7815T .89 | 7915T .99 |
| 7824T .89 | 7924T .99 |
| 7805K 1.39 | 7905K 1.49 |
| 7812K 1.39 | 7912K 1.49 |
| 7815K 1.39 | 7915K 1.49 |
| 7824K 1.39 | 7924K 1.49 |
| 78L05 .69 | 79L05 .79 |
| 78L12 .69 | 79L12 .79 |
| 78L15 .69 | 79L15 .79 |

T = TO-220 K = TO-3
L = TO-92

IC SOCKETS

| | |
|---------------|-----|
| 8 pin ST 1.99 | 100 |
| 14 pin ST .13 | .11 |
| 14 pin ST .15 | .12 |
| 16 pin ST .17 | .13 |
| 18 pin ST .20 | .18 |
| 20 pin ST .29 | .27 |
| 22 pin ST .30 | .27 |
| 24 pin ST .30 | .27 |
| 28 pin ST .40 | .32 |
| 40 pin ST .49 | .39 |

ST = SOLDER TAIL

| | |
|----------------|------|
| 8 pin WW .59 | .49 |
| 14 pin WW .69 | .52 |
| 16 pin WW .69 | .58 |
| 18 pin WW .99 | .90 |
| 20 pin WW 1.09 | .98 |
| 22 pin WW 1.39 | 1.28 |
| 24 pin WW 1.49 | 1.35 |
| 28 pin WW 1.69 | 1.49 |
| 40 pin WW 1.99 | 1.80 |

WW = WIREWRAP

CONNECTORS

| |
|-------------------|
| RS232 MALE 3.25 |
| RS232 FEMALE 3.75 |
| RS232 HOOD 1.25 |
| S-100 ST 3.95 |
| S-100 WW 4.95 |

DIP SWITCHES

| |
|----------------|
| 4 POSITION .85 |
| 5 POSITION .90 |
| 6 POSITION .90 |
| 7 POSITION .95 |
| 8 POSITION .95 |

LED LAMPS

| | |
|------------------|-----|
| Jumbo Red .10 | .09 |
| Jumbo Green .18 | .15 |
| Jumbo Yellow .18 | .15 |

CMOS

| | |
|-----------|-------------|
| 4000 .35 | 4071 .30 |
| 4001 .35 | 4072 .30 |
| 4002 .25 | 4073 .30 |
| 4006 .95 | 4075 .30 |
| 4007 .29 | 4076 .95 |
| 4008 .95 | 4078 .30 |
| 4009 .45 | 4081 .30 |
| 4010 .45 | 4082 .30 |
| 4011 .35 | 4085 .95 |
| 4012 .25 | 4086 .95 |
| 4013 .45 | 4093 .95 |
| 4014 .95 | 4098 2.49 |
| 4015 .95 | 4099 1.95 |
| 4016 .45 | 14409 12.95 |
| 4017 1.15 | 14410 12.95 |
| 4018 .95 | 14411 11.95 |
| 4019 .45 | 14412 12.95 |
| 4020 .95 | 14419 4.95 |
| 4021 .95 | 4502 .95 |
| 4022 1.15 | 4503 .65 |
| 4023 .35 | 4508 1.95 |
| 4024 .75 | 4510 .95 |
| 4025 .35 | 4511 .95 |
| 4026 1.65 | 4512 .95 |
| 4027 .65 | 4514 1.25 |
| 4028 .80 | 4515 2.25 |
| 4029 .95 | 4516 1.55 |
| 4030 .45 | 4518 1.25 |
| 4034 2.95 | 4519 1.25 |
| 4035 .85 | 4520 1.25 |
| 4040 .95 | 4522 1.25 |
| 4041 1.25 | 4526 1.25 |
| 4042 .75 | 4527 1.95 |
| 4043 .85 | 4528 1.25 |
| 4044 .85 | 4531 .95 |
| 4046 .95 | 4532 1.95 |
| 4047 .95 | 4538 1.95 |
| 4049 .55 | 4539 1.95 |
| 4050 .55 | 4543 2.70 |
| 4051 .95 | 4555 .95 |
| 4053 .95 | 4556 .95 |
| 4060 1.45 | 4581 1.95 |
| 4066 .75 | 4582 1.95 |
| 4068 .40 | 4584 .95 |
| 4069 .35 | 4584 .95 |
| 4070 .35 | 4702 12.95 |

CALL US FOR YOUR 74C00 REQUIREMENTS

ADD ON DISK DRIVE FOR Apple* II

- ★ Includes metal cabinet
- ★ Color matches Apple*
- ★ 35 Tracks/single side
- ★ Includes cable
- ★ Use with Apple* II Controller

\$375⁰⁰

*Apple is a trademark of APPLE COMPUTER INC.

16K APPLE* RAM CARD

- ★ Upgrade your 48K Apple* II to full 64K of RAM.
- ★ Fully software and hardware compatible with the Apple language card and microsoft Z80 card.
- ★ Eliminates the need for the Apple-soft or Integer Basic ROM card when used in conjunction with DOS 3.3.
- ★ Allows you to run Apple Fortran or Pascal with no difficulty.
- ★ Available as bare board, kit, or assembled and tested board.

BARE BOARD \$40.00

KIT 69.96

ASSEMBLED & TESTED ... 74.95

*Apple is a trademark of APPLE COMPUTER INC.

HOURS:
M-F, 9-5; Sat. 11-3
VISIT OUR
RETAIL STORE



JDR MICRODEVICES, INC.

1224 S. Bascom Avenue
San Jose, CA 95128
800-538-5000 • 800-662-6279 (CA)
(408) 995-5430 • Telex 171-110

PLEASE USE YOUR CUSTOMER NUMBER WHEN ORDERING
TERMS: For shipping include \$2 for UPS Ground or \$3 for UPS Blue Label Air. Items over 5 pounds require additional shipping charges. Foreign orders, include sufficient amount for shipping. There is a \$10 minimum order. Bay Area and Los Angeles Counties add 6 1/2% Sales Tax. Other California residents add 6% Sales Tax. We reserve the right to substitute manufacturer. Not responsible for typographical errors. Prices are subject to change without notice. We will match or beat any competitor's price provided it is not below our cost.

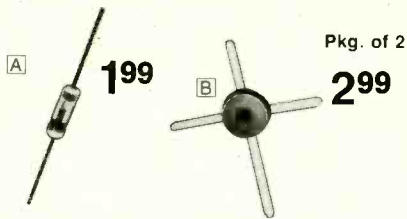
Make Radio Shack Your Parts Place™

• No Minimum Order!

• No Waiting!

• Great Low Prices!


Full-Spec Microwave Devices



A 5082-2835. Low-noise Schottky barrier diodes. Ideal for UHF and microwave stripline mixers. Maximum capacitance: 1 pF. 276-1124 Pkg. of 2/1.99

B MRF-901. Low-noise NPN transistor for use to beyond 2000 MHz. Beamlead-style macro-X case. 300 mW. 276-2044 2.99

Computer Connectors



A 4-Pin DIN-Type Plug. For audio and micro-computer use. 274-007 1.49

B 40-Position Card Edge Connector. Highest quality, reusable. For ribbon cable. 276-1558 4.95

C 5-Pin Inline Jack. Accepts 3 or 5-pin plugs. Solder terminals. Strain relief. Shielded. 274-006 1.49

PC Board Kit and Supplies



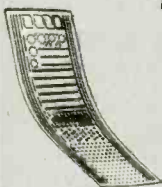
895

Two 4 1/2 x 3" boards, resist-ink pen, solvent, etchant, layout strips and circles, tank, 1/16" drill bit, instructions. 276-1576 8.95

Extra Resist-Ink Pen. 276-1530 1.39

Extra Etchant. 16 oz. 276-1535 2.49

Direct-Etch Dry Transfers



Easy to Use!

259

Set of 4

Transparent sheets with rub-on circles, strips, component pads and more. Press on to a copper clad PC board and you're ready to etch—with "pro-quality" results. 276-1577 Set/2.59


Adjustable PC Board Holder



695

Freés hands for easier soldering and repair. Mounts on bench or in a vice. Holds board securely, yet is fully adjustable. 276-1568 6.95

V to F, F to V IC




14-Pin With Data

349

• High Accuracy
• Great for FSK, Modems

9400. This bipolar/CMOS device accepts an analog voltage and generates a proportional frequency, or provides an output voltage in proportion to input frequency. Operates up to 100 kHz. See our *Engineer's Notebook II* for circuit ideas. Single/split supply. 276-1790 3.49

Miniature DPDT Relay With 12VDC Coil



Socket Included **469**

Top quality! Long-life contacts rated 3 amps at 125VAC. Coil: 75 milliamps, 160 ohms. Relay, 1 1/4 x 1 x 3/4". Includes chassis or PC-mount socket with clip for relay. 275-206 4.69

Panel Lettering

NEW FOR '83 **259**

4 sheets with rub-on letters, symbols, numbers and more. 270-201 2.59



Mike Element



299

Omnidirectional Electret. 3/8" dia. 4-10VDC. 270-092 2.99

DC Buzzer



Cut 42%

Reg. 1.19 **69¢**

Super loud! 1.5-3VDC with low current. 273-004 Sale 69¢

Versatile Solenoid

NEW FOR '83 **399**



Ideal for robots, model railroads, opening valves, door latches and more. Spring return plunger. 31 ohms, 430 milliamperes at 12VDC. 273-251 3.99

1 1/8 x 1 1/16 x 1 1/16"

SPDT Lever Switch



149

Submini, 3/4" roller lever. 5 amps at 250VAC. 275-017 1.49

Motorola-Type Jack



NEW FOR '83 **99¢**

With 4 1/2-inch shielded cable. For scanners, car radio hookups. 274-713 99¢

"Battery" Clips




119 Set. of 2

One Red One Black

Fit car battery posts. Crimp or solder. 270-344 Set 1.19

Low-Cost Light Ups!



NEW FOR '83


A Micro 12V Lamps. One red, one green. 60 mA. Metal panel recommended. 272-334 Pkg. of 2/1.69

B Push-In Neon Panel Lamps. One red, one green. Built-in dropping resistors for 120V use. 272-709 Pkg. of 2/1.99

C Yellow LEDs in Chromed Holders. 276-073 Pkg. of 2/1.69

D Orange Rectangular LEDs. Hi brightness. 276-074 Pkg. of 2/99¢

Dress Up and Protect Your Project!



795 **995** **695** **1095**

A Deluxe Two-Tone Enclosure. ABS plastic end panels for easy drilling, internal slots and standoffs for PC boards, self-stick feet. 2 1/4 x 5 x 5 1/4". 270-218 7.95

B "Silver-Look." Both feature vented steel tops, easy-to-work aluminum chassis, rubber feet and very classy "silver" finish. **C** 3 1/4 x 7 1/2 x 5 1/4". 270-229 9.95 **D** 2 1/2 x 5 1/8 x 4 1/4". 270-228 6.95

D "Handle" Box. Easy to carry. Vented steel top with black finish, aluminum front and bottom, rubber feet. 5 1/4 x 9 1/2 x 6 1/4". 270-270 10.95

Panel Meter Sale!

Save \$207



Reg. 8.95 **688** Each

Micronta® precision at 23% off! Jeweled movements. Large, easy-to-read faces.

0 to 50 Microamps DC. 270-1751 Sale 6.88

0 to 1 Milliamps DC. 270-1752 Sale 6.88

0 to 15 Volts DC. 270-1754 Sale 6.88

Radio Shack®

A DIVISION OF TANDY CORPORATION • OVER 8400 LOCATIONS IN 80 COUNTRIES

Retail prices may vary at individual stores and dealers

OPERATION ASSIST

Precision Apparatus Co., Model 318 scope. Need schematic or any information available. Jose Varas, 306 W. St., Apt. 3 B, Union City, NJ 07087.

Voice of Music Model 1404 amplifier. Need schematic: Warren Chamberlin, 4166 Almond St., Riverside, CA 92501.

Hammarlund Model HZ-110 receiver. Need schematic and operating manual. Rod Herrada, 17913 Florwood Ave., Torrance, CA 90504.

Texas Instruments Speak and Spell. Need schematic diagram or any information available. M.I. Saleem, Consultants Department, Ministry of Planning, Box 15, Kuwait.

Gonsset Model G-76 transceiver, **Paco** Model G-34 square-wave generator and **RCA** Model WV77E voltmmeter. Need manuals and schematics. Larry Forster, 420 Herndon Dr., Evansville, IN 47711.

Elco Model 368 sweep generator. Need operation manual and schematic. C.R. Wilson K1GVA, 61 Warwick St., Portland, MN 04102.

Knight Model 400 tube checker. Need operating manual and tube chart. Norman Reiss, 633 Hoff St., Random Lake, WI 53075.

I.D. Electronics Model CF-501 FM/AM clock radio. Need

service manual, schematic and parts list. Richard Urciolo, Keyes Ferry Acres, Box 353, Harpers Ferry, WV 25425.

Radio City Products Inc., Model 664 voltmmeter. Need schematic and alignment data. J. Welden Dupre, #7 HMS Court, Houma, LA 70360.

H.H. Scott LK72/2996 amplifier. Need power transformer part # TR 13-3. Ed Wheeler, 1135 La Rosa Ct., Turlock, CA 95380.

Hammarlund Model 212 CB. Need schematic and operating manual. Theodore Nadeje, 2108 Imperial Palm Dr., Largo, FL 33541.

Elco Model 460 wide-band oscilloscope. Need schematic. Arthur Searles, Star Route, Box 53, Mineral Wells, TX 76067.

Hammarlund Model Sp-500-SX receiver. Need schematic and any additional information. Glenn Durant, 1320 7 Ave., Greeley, CO 80631.

Boes Dayton Model 416 signal generator and Model 214 electron beam tube tester. Need operating service manuals and schematics. David P. Urban, 36 Spring St., Port Henry, NY 12974.

Superior Instruments Co. Model TW-11 tube tester. Need schematic and roll chart. Vic Tomalonis, Box 136, Painter, VA 23420.

Fairchild Model 701 oscilloscope. Need operating manual, schematics and service manual. Paul Tindall, Rm. 213, Spedding Hall ISU, Ames, IA 50011.

Halicrafters Model S-38D multi-band receiver. Need schematic and service manual. Clarence E. Morgan, 2332 S. Grove, Wichita, KS 67211.

Teletip Model S32AR oscilloscope, **BWD Electronics** Model 141 sine and square wave generator, and **Hammond** "The Sounder" rhythm box. Need any information available. Errol May, Box 74, Delhi, Ontario, Canada N4B 2W8.

Hammarlund Model SP 600 radio receiver. Need any information available. L. Waters, Jr., P.O. Box 24283, Chicago, IL 60624.

RCA Model 155 oscilloscope, **Hickok** Model 530 tube tester, **Halicrafters** Models S20R and S40, and **Derry Tech. Instruments** Model 1609 oscilloscopes. Need schematics and operating instructions. J.T. Lohman, 3221 S. Granby St., Aurora, CO 80014.

Triumph Model 841 oscillograph, and **Precision** Model ES 500 cathode ray oscillograph. Need schematics and wiring diagrams. Anthony Vitale, 5222 9th Ave., Brooklyn, NY 11220.

Hickok Model 533A tube tester and Model CA-5 tester adaptor. Need schematics and manuals. H. Lookabill, 504 W. 86th Terr., Kansas City, MO 64114.

Boonton Model 202B signal generator. Need operation manual and schematic. Edward E. Leibert, Rt. 4, Box 70, Walla Walla, WA 99362.

Knight Model KG-600B tube tester. Need schematic and operation manual. Ed Barlow, PO Box 29, Tweed, Ontario, Canada K0K 3J0.

Hickok Model 195 oscilloscope. Need owner's manual. Steve Louas, 103 South Hall, Menomonie, WI 54751.

Atwater Kent Model 33 radio. Need schematic. J. Loubriel, 524 James St., New Milford, NJ 07646.

JFD Model 600 B&W TV camera. Need schematic and manual. Tom Workman, Rt. 9, Box 688, Tuscon, AZ 85743.

Lafayette Model SQ-L 4 channel decoder. Need schematic and service manual. Kenneth A. Eberle, Rt. 3, Box 627, Hollywood, MD 20636.

Altec Lansing Model 729A Accoustic-Voicette stereo equalizer. Need schematic, Accoustic, and wiring diagram. Anthony Taylor, 8419 Rambler Dr., Adelphi, MD 20783.

(Continued on page 119)

FULL LINE ALL PARTS & COMPUTER PRODUCTS

Quest ELECTRONICS

P.O. Box 4430C Santa Clara, CA 95054
Will call: 2322 Walsh Ave. (408) 988-1640

Same day shipment. First line parts only. Factory tested. Guaranteed money back. Quality IC's and other components at factory prices.

Phone orders only (800) 538-8196

INTEGRATED CIRCUITS

| | | | | | | | | |
|------------|-------------------|-------|---------------|--------|-------------------------|--------------|---------------------------------------|-----------------------------------|
| 74LS00 TTL | MOS MEMORY RAM | 6551 | 11.85 | N82223 | 2.95 | IC SOCKETS | DISPLAY LEGS | |
| 74LS02N | 25 2101-1 | 1.95 | 6800 | 5.70 | N825123 | 3.85 | MAN4774 | CA CA 300 75 |
| 74LS02N | 25 2102-1 | 1.95 | 6802 | 5.70 | N825126 | 5.75 | DL174 | CC 300 125 |
| 74LS04N | 25 2102AL-4 | 1.25 | 6820 | 4.95 | N825129 | 4.75 | DL177-DL707R | CA 300 100 |
| 74LS05N | 25 2102AM-2L | 1.65 | 6850 | 3.50 | N825131 | 4.95 | DL77778 | CA CC 500 100 |
| 74LS08N | 35 2104A-4 | 4.95 | 8080A | 3.95 | N825137 | 8.75 | DM47750 | CA CC 600 149 |
| 74LS10N | 25 2107B-4 | 3.75 | 8085A | 8.50 | DM8577 | 2.90 | FN0359 | CC 357 70 |
| 74LS13N | 45 2111-1 | 2.99 | 785A | 6.90 | 2715-1 | 4.95 | FN0359507 | CO CA 500 99 |
| 74LS14N | 99 2112-2 | 2.99 | 780 S10 | 18.50 | UART/FIFO | PN | FN0503 S10 | CC CA 800 220 |
| 74LS15N | 25 2114 | 2.24 | 8012 | 1.85 | AYS-1013 | 3.95 | FN0600 807 | CC CA 800 220 |
| 74LS22N | 25 2114L 300ns | 2.50 | 780A S10 | 21.95 | AYS-1014A/1512 | 8.95 | 10 digit display | 3.25 |
| 74LS26N | 35 2114L 450ns | 2.37 | 8214 | 3.75 | AYS-1014A/1512 | 8.95 | 7520 Claret photocells | 3.9 |
| 74LS30N | 25 4116 200ns | 2.25 | 8216 | 1.60 | 3341 | 6.90 | 18 67 40 159 | 1131 Hex |
| 74LS33N | 55 84116 200ns | 13.75 | 8224 | 2.50 | INTERFACE | PN | MAN4510 | CA 40 350 |
| 74LS38N | 35 MM5280 | 3.00 | 8228 | 4.95 | 8095 | 85 | MAN4540 | CC 40 120 |
| 74LS14N | 45 MM5221 | 3.95 | 8281 | 4.75 | 8066 | 65 | MAN4710 | CC 40 95 |
| 74LS15N | 50 MM5330 | 3.94 | 8253 | 6.95 | 8097 | 65 | MAN4740 | CC 40 120 |
| 74LS90N | 80 PS101L | 1.95 | 8255 | 4.75 | 8098 | 65 | MAN5640 | CC 56 99 |
| 74LS93N | 85 4200A | 11.50 | 8257 | 3.75 | 8109 | 1.25 | MAN5710 | CA 60 99 |
| 74LS95N | 85 9368 | 3.50 | 8259 | 6.90 | 8110 | 1.75 | MAN5740 | CC 60 99 |
| 74LS107N | 40 4180 | 10.00 | 1803CE plus | 13.95 | 8113 | 1.40 | DK WIRE WRAP LEVEL 3 | CC 300 |
| 74LS127N | 45 418 | 2.50 | 1802E plus | 17.95 | 8120 | 4.95 | Complete line of AP Products in stock | |
| 74LS132N | 75 HM6116 | 10.95 | 1861F | 5.95 | 8123 | 1.75 | KEYBOARDS | 56 key ASCII keyboard kit \$74.95 |
| 74LS136N | 49 HM6116 LP13 | 11.95 | MSM5832 | 6.95 | 8124 | 1.75 | Fully assembled | 84.50 |
| 74LS151N | 75 4164 200ns | 8.95 | Z80B | 18.95 | 8126 | 1.69 | Enclosure Plastic | 18.95 |
| 74LS155N | 79 MK 4816 | 24.50 | Z80A P10 | 5.95 | 8128 | 1.95 | Mesh Enclosure | 69.95 |
| 74LS157N | 75 MICROPROCESSOR | 5.95 | Z80A P10 | 5.95 | 8197 | 3.99 | UHF Penamp Kit \$34.95 | |
| 74LS162N | 95 6502 | 5.95 | Z80A CTC | 8.95 | 8198 | 8.95 | Switching Power Supply Kit \$18.50 | |
| 74LS163N | 95 6502A | 7.95 | Z80A | 4.95 | RESISTORS 1/8 watt 5% | 2.4575 MHz | | |
| 74LS174N | 95 6502B | 14.90 | PNP | 4.50 | 100 per type 015 | 3.2788 MHz | | |
| 74LS190N | 100 6504 | 6.95 | 1702A | 4.50 | 100 per type 015 | 5.0688 MHz | | |
| 74LS271N | 119 6502 | 6.75 | 2532 | 9.50 | 500 per type 012 | 5.1935 MHz | | |
| 74LS258N | 69 6530 | 3.50 | 2708 | 3.75 | 1000 per type 012 | 5.7143 MHz | | |
| 74LS357N | 69 6532 | 14.95 | 27181 | 8.50 | 5 per type 015 | 6.5336 MHz | | |
| | | | 2718 5 Volt | 4.35 | 350 piece pack | 14.31818 MHz | | |
| | | | 8/2716 5 Volt | 34.00 | 5 per type 8 | 16.432 MHz | | |
| | | | 2732 | 8.95 | 1/8 watt 5% per type 05 | 22.1184 MHz | | |
| | | | 8741A | 7.40 | 10 per type 05 | | | |
| | | | 7748 | 29.95 | | | | |
| | | | 8755 | 31.95 | | | | |

8-4116 200ns Dynamic RAM 8/513 75

Complete CMOS and 7400
complete lines in stock.
Send for catalog.

INTRODUCING A BRAND NEW MICROCOMPUTER

Venture

VENTURE is a single board computer that is an adventure for the hobbyist. It is a learning training computer as well as just plain fun for anyone who wants to get into a state-of-the-art computer at reasonable cost.

VENTURE comes in kit form or fully assembled and tested. You can get it in its minimum configuration for as little as \$195.00 or take it all the way to floppy disks and voice. It can be expanded as a kit or fully assembled, at your own pace and choice.

VENTURE is a 16" by 20" main board with separate ASCII and HEX keyboards. It runs fast, almost 4 MHz and has the capability of putting almost 1 megabyte of RAM and ROM on the board along with a variety of inexpensive options.

On Board Options
16 channel A to D; 5 slot 60 pin bus, 2 serial ports, parallel ports; 3 video options, 48K

RCA Cosmac 1802 Super Elf Computer Kit \$106.95

The Super Elf is a tremendous value as it combines video, digital displays, LED displays, and music, all on a single board for \$106.95.

The Super Elf expansion capability is virtually unlimited and you can do it inexpensively one at a time. Expansion includes cassette interface, additional memory, color video, Basic, ASCII keyboard, printer, floppy, S-100 bus, RS232, etc.

The Super Elf comes complete with power supply and detailed 127 page instruction manual which includes over 40 pages of software, including a series of lessons to help get you started and a music program and graphics target game. Many schools and universities are using the Super Elf as a course of study. DEM's use it for training and R&D. A monthly newsletter, Questdata is devoted exclusively to software for the Super Elf and there are many software books available at low cost.

Free 14 Page Brochure
Send or call for a free brochure on all details and pricing of the Super Elf and its expansion. We will get it right out to you!

NEW!

RAM, Votrax voice synthesizer, sound generator, EPROM; Full Basic, disassembler, editor, assembler; metal cabinet, additional power supply, ASCII keyboard real time clock calendar.

Expansion Options
Floppy Disc; EPROM Programmer, light pen, universal user programmable music, sound board high resolution color/grayscale pixel mapped video board, General Purpose Instrument Bus.

Minimum VENTURE System \$195.00
Kit includes CPU and control with 4K of RAM, 1K of scratchpad, 2K monitor, 1861 video graphics, cassette interface and separate HEX keyboard with LED displays for address and output. Power supply is included along with 2 game cassettes. The main board is 16" x 20" and includes space for all of the previously discussed on-board options. Full on-board expansion can be completed for under \$1000.00. Call for further details, option prices etc.

Rockwell AIM 65 Computer
6502 based single board with full ASCII keyboard and 20 column thermal printer. 20 char. alphanumeric display ROM monitor; fully expandable. \$439.00. 4K version \$454.00. 4K Assembler \$35.00, 8K Basic \$65.00. FORTH-\$65.00

Elf II Adapter Kit \$24.95

PROM Eraser
assembled, 25 PROM capacity \$37.50 (with timer \$69.50). 6 PROM capacity OSHA (UL version \$78.50 (with timer \$108.50).

Computer Mart

RATE: Ads are 2" by 3". 1 insertion: \$550.00. 6 insertions: \$525.00 ea. 12 insertions, \$500.00 ea. Closing date: 1st of the 2nd mo. preceding cover date. Send order and remittance to Computer Mart, POPULAR ELECTRONICS, 1 Park Ave., N.Y., N.Y. 10016. Direct inquiries to (212) 725-4216.

YOUR FORTUNE IN THE MICROCOMPUTER BUSINESS

VOLUME I: GETTING STARTED \$15.90
 VOLUME II: GROWTH, SURVIVAL AND SUCCESS \$15.95
 BOTH VOLUME I AND VOLUME II \$26.90

ATARI 400 & 800 PAC-MAN
 CARTRIDGE VERSION SUPER! \$4.95

ATARI HOME COMPUTERS and GAMES AVAILABLE — CONSULT OUR CATALOG.

SUBSCRIPTION TELEVISION MICROWAVE TELEVISION

SUBSCRIPTION TV EDUCATION MANUAL \$14.95
 MICROWAVE TV EDUCATION MANUAL... \$16.25
 BOTH EDUCATIONAL MANUALS \$26.95

INFORMATIVE CATALOG \$2.00
 CONTAINS INFO ON STV VIDEO STABILIZERS, KITS, AND OTHER INTERESTING DEVICES

PLEASE INCLUDE 5% SHIPPING. CALIF RESIDENTS ADD TAX. VISA & M.C. OK

ABEX
 P.O. BOX 26601-CM
 SAN FRANCISCO, CA
 94126

CIRCLE NO. 116 ON FREE INFORMATION CARD

TRS-80® ATARI Home Computer

Includes a FREE Green Screen, a \$22.95 Value!



MODEL III 16K **\$825** MODEL 400 16K **\$329**
 Model III 48K **\$1,999** Model 800 48K **\$779**

Price — We have the best price. Check the others, but call us.
Selection — ATARI • APPLE • TRS-80 • EPSON • OKIDATA • C. ITOH, etc.
Service — Most items in stock for immediate shipment. Call or write for Free 40 page catalog of over 600 items.

Computer Discount of America
 15 Marshall Hill Road
 West Milford Mall
 West Milford, NJ
 07480-2198
 In New Jersey call
 201-728-8080

CALL TOLL FREE: 800-526-5313

CIRCLE NO. 119 ON FREE INFORMATION CARD

SUPER BARGAIN CP/M SINGLE BOARD COMPUTER - \$390.00

The popular VP Series Z80 Industrial Quality Computer is now available unassembled for OEM's, Clubs etc.. Assemble as many as you want for a one time fee. Wirewrap or PC board versions. CP/M 2.2 and 1K EPROM monitor runs all CP/M Software. Specifications: Z80 CPU, 3 RS232 Serial Ports, 4 Counters-Timers, 4 Channel DMA, Soft Sector Disk Controller, Video Controller (80X25), 8K EPROM, 64K-256 RAM, Clock Calendar chip, Printer Port, Keyboard Port, over 64 Parallel I/O lines, or board regulators. Expansion area and Expansion Interface connector. The one board computer that does it all!

DATA WORLD INCORPORATED
 8061 Watson Road
 St. Louis, MO 63119
 (314) 961-2229
 Contact: KENNETH TAGGART.

CIRCLE NO. 122 ON FREE INFORMATION CARD

TRS-80 DISCOUNT COMPUTERS



CALL US LAST for the **LOWEST** price!

918-825-4844
 it will be worth the call!

AMERICAN Small Business COMPUTERS
 118 S. MILL ST. PRYOR, OK. 74361

CIRCLE NO. 117 ON FREE INFORMATION CARD

TRS-80® ATARI Home Computer

Includes a FREE Green Screen, a \$22.95 Value!



MODEL III 16K **\$825** MODEL 400 16K **\$275**
 Model III 48K **\$1,999** Model 800 48K **\$779**

Price — We have the best price. Check the others, but call us.
Selection — ATARI • APPLE • TRS-80 • EPSON • OKIDATA • C. ITOH, etc.
Service — Most items in stock for immediate shipment. Call or write for Free 40 page catalog of over 600 items.

Computer Discount of America
 15 Marshall Hill Road
 West Milford Mall
 West Milford, NJ
 07480-2198
 In New Jersey call
 201-728-8080

CALL TOLL FREE: 800-526-5313

CIRCLE NO. 120 ON FREE INFORMATION CARD

SAVE 90%

YES you can save up to 90% on a computer system of your own.

\$150.00 buys a 4MHz Z80A with 64KB & a real Front Panel
 \$200.00 buys a Full Function 24x80 CRT with Keyboard

You can have your own computer and be running Fortran, Basic, Pascal, etc. If you get our

FREE BROCHURE TODAY

DIGATEK CORPORATION
 Suite 7
 2723 West Butler Drive
 Phoenix AZ 85021

ROLL-YOUR-OWN TECHNOLOGY AND SAVE A BUNDLE

CIRCLE NO. 123 ON FREE INFORMATION CARD

NEW!!!

8085 SINGLE BOARD COMPUTERS

SBC85-1

- 2K/4K ROM EPROM (2516) EPROMs are not supplied.
- 46 I/O lines-parallel series/handshake (6 independent ports)
- All CPU control lines are available at the connectors.
- This card is useful for the vast majority of control applications.
- Price: \$149.00 (assembled and tested)

SBC85-2

- 2K ROM/EPROM (2516 2716) EPROMs are not supplied.
- 22 I/O lines-parallel series/handshake (3 independent ports)
- Most CPU control lines are available at the connectors.
- This card is very useful for small control applications.
- Price: \$119.00 (assembled and tested)

The above boards have a CRYSTAL time base, an on-board regulator, 256 bytes of RAM, 1 timer, and a power on LED indicator light. Data and internal bus control lines are not accessible. The boards are supported by complete and extensive manuals. Access connectors are double row pin header style. There are solder masks and legends on top quality p.c. boards.

CER-TEK, INC.
 6020 Doniphan Drive
 El Paso, Texas 79932
 (913) 381-6697

CIRCLE NO. 118 ON FREE INFORMATION CARD

YOU CAN PAY MORE BUT YOU CAN'T GET MORE!




Color Computer 16K
\$305
 w/16K Ext. Basic
\$399
 w/32K Ext. Basic
\$499

Model III 16K **\$799**
 Model III 48K
 2 disk & RS232 c
\$1949

BUY DIRECT. These are just a few of our great offers which include Printers, Modems, Computers, Peripherals, Disc Drives, Software and more. **CALL TOLL FREE 1-800-343-8124**

We have the lowest possible fully warranted prices and a full complement of Radio Shack Software.

computer plus
 Write for your free catalog.
 245A Great Road
 Littleton, MA 01460
 617-486-3193

CIRCLE NO. 121 ON FREE INFORMATION CARD

IBM — XEROX — TRS-80 — CBM
 HEWLETT-PACKARD — NORTHSTAR
 DEC — HEATH — ZENITH — PMC
 OSBORNE — OSI — INTERTEC ...

WE HAVE



THE CONNECTION

Connect your IBM Selectric*, IBM Electronic, or Olivetti typewriter to any Microcomputer.

UNDER \$600

ESCON Products, Inc.
 12919 Alcosta Blvd.
 San Ramon, Ca. 94583
 (415) 820-1256

(800) 227-2148

CIRCLE NO. 124 ON FREE INFORMATION CARD

Dear Electronic Enthusiast:
Here is the first really low-cost learning system designed for personal use. It will truly become your "Personal Computer".

Sincerely,
Chris Johnson
Customer Service

ONLY \$149.95

Z-80 BASED Microprofessor

A superb learning tool for students, instructors, hobbyists. Complete experimenter's manual, easy instructions. 18 experiments. Fully expandable for Z80-CTC, Z80-PIO, EPROM, bread-boarding and prototyping. Buy 2 for only \$279.95. Money back guarantee. 2KB BASIC available, \$19.00

PLUS-FREE GIFT:
Z-80 Programming and Interfacing textbook FREE when you order within 7 days. \$12.95 value.

ETRONIX Dept. PE082
14803 NE 40th
Redmond, WA 98052

OR CALL TOLL-FREE 1-800-426-1044

CIRCLE NO. 125 ON FREE INFORMATION CARD

NEW COMMODORE 64



VIC 20

NEC PC-8001 Computer \$759.00
RCA VP-3501 Videotex
Data Terminal SCALL
Scotch 744-ORH Box of 10
SS, SD, O-Sec \$27.00

ADD-ONS: Videx, Microsoft, TKC, Hayes, Epson, Zenith, Mt. Computer, UMI, NEC, Sony, Games

Mail Order: **FUTRA COMPANY**
P. O. Box 4380-PE, Torrance, CA 90510
(213) 328-8951 (800) 421-5006
TWX 910 349-6211 AGENFTRA TRNC

Retail: **OMC**
20695 S. Western Ave. # 124
Torrance, CA 90501
(213) 328-1760

CIRCLE NO. 126 ON FREE INFORMATION CARD

5 1/4" Floppy Disk Drives
(Direct IBM Plug in)

TANDON Model TM 100-1 \$219.95* ea.
2 or more — \$214.95 ea.*
Floppy Drive Power Connector Kit \$2.00*
Tandon Manual and Schematic \$3.00*
12" Green Phosphor Zenith Monitor \$119.95*

We also stock TM-100-2's, the TM 602S, 603S, and the 603E Winchester Drives.

CALL NOW - TOLL FREE
800-824-7888 all states except CA.
800-852-7777 for CA residents.
Ask for Operator #99.

MC/VISA or C.O.D. with certified check or money order. Kansas residents add 3% sales tax.

*Plus shipping.
For info call: 316-683-9225
316-685-9445

gb computer systems
923 Longfellow Street
Wichita, KS 67207

CIRCLE NO. 127 ON FREE INFORMATION CARD

Sinclair ZX81

Software on cassette.



MULTIFILE Data Storage System. A versatile multi-purpose filing system for 16K ZX81. Menu-driven. The number, size and heading of files are user-definable. Files may be created, modified, replaced, and searched, and are protected by a security lock. Output to ZX printer is provided. MULTIFILE is supplied on cassette with three blank cassettes for data storage, and packed in an attractive permanent storage case. Supplied with extensive documentation describing applications for both business and personal use. \$29.95

ZXAS Machine Code Assembler (16K) \$9.95
ZXDB Machine Code Disassembler/Debugger (16K) \$9.95
ZX CHESS! Your choice of 7 levels of play, white or black, set up any position to be analyzed, change levels of play during a game, swap sides, and more. (16K) \$24.95
INVADERS! Ten levels of play! (16K) \$9.95
STARTRK Trek across the galaxy. (16K) \$9.95
ADVENTURE: Damsel and the Beast! (16K) \$14.95
1K PROGRAM PACK. 8 compact, entertaining programs. \$9.95
16K PROGRAM PACK. Four entertaining programs. \$9.95
10 EXCITING ZX81 PROGRAMS \$14.95

Books
30 Programs for the ZX81 (1K) \$14.95
Understanding Your ZX81 ROM \$19.95
ZX81 ROM Disassembly Part A \$14.95

Full replacement warranty on all tapes.
Write for our FREE SOFTWARE CATALOGUE for ZX81

GLADSTONE
Gladstone Electronics 901 Fuhrmann Blvd. Buffalo, NY 14203
Telephone Orders (716) 849-0735 VISA/MC. No C.O.D. please.
Mail Orders: Send check, money order, Visa or MC number. \$1.50 per order handling.

CIRCLE NO. 128 ON FREE INFORMATION CARD

LEO ELECTRONICS, INC.
8921 S. Sepulveda #208
Los Angeles, CA 90045
(213) 641-3101 (800) 421-2418

**WHY PAY MORE? SAVE MONEY!
LOWEST PRICES ON PARTS!**

| EPROMS | | REGULATORS | |
|---------------|--------|------------|-----|
| 2708 | \$3.00 | 7805 | 7.5 |
| 2716 | 4.00 | 7812 | 7.5 |
| 2716-1(350ns) | 6.50 | 7815 | 7.5 |
| TMS 2716 | 6.00 | 7905 | 8.5 |
| 2732 | 12.00 | 7912 | 8.5 |
| 2532 | 12.00 | 7915 | 8.5 |

| RAMS | | MICROPROCESSORS | |
|-------------|---------|-----------------|------|
| 4116(200ns) | 8/13.00 | Z-80A-CPU | 5.50 |
| 4116(150ns) | 8/16.00 | 8080A | 3.00 |
| 2114(200ns) | 8/18.00 | 8085A | 7.00 |

TERMS: Check, Visa, Mastercard. Call for C.O.D.
U.S. Funds only. California Residents add 6% Sales Tax.
SHIPPING: Add \$2.00 for Ground \$5.00 for Air.
**ALL MAJOR MANUFACTURERS
ALL PARTS 100% GUARANTEED**

CIRCLE NO. 129 ON FREE INFORMATION CARD

UV EPROM ERASER



\$49.95

- ERASES ALL UV ERASABLE EPROMS (2708, 2716, 2804, etc.)
- QUICK FIFTEEN MINUTES ERASE TIME
- ERASES OVER FIFTEEN EPROMS AT A TIME
- LAMP LIFE: 700 HOURS
- INDUSTRIAL MODEL BRL50
- INDUSTRIAL MODEL WITH TIMER & SAFETY INTERLOCK SWITCH B97.50

Rugged steel enclosure with bottom drawer!

THE BEST 6809 SINGLE BOARD COMPUTER AVAILABLE

- Flippy Controller
- Printer Port
- RS-232 Port
- 8090 Controller
- Auto TSC File
- Full Documentation

PRICE: **\$389.00**

FOR THE 6850 AND 5-100 BUS
ASSEMBLED, TESTED, 48 HOUR BURN-IN, 90 DAY WARRANTY

2716 EPROMS 450 ea \$4.95 DIRECT FROM FACTORY
SS-60 6809 CPU CARD: 1MHz \$148.00 2MHz \$189.00
RS-232 INTELLIGENT EPROM PROGRAMMER... \$489.00
Programs: 2716, 2516, 2532, 2732, 8748, 8749

ANTISTATIC FOAM 4" x 8" \$3.95

WE ACCEPT VISA, MASTERCARD, C.O.D., CHECKS
PHONE ORDERS (305) 776-5870
TWX: 810-865-9488 • Engineering Hot-Line: (305) 974-0087

LOGICAL DEVICES INC.
781 W. OAKLAND PARK BLVD. • FT. LAUDERDALE, FLORIDA 33311
ADD \$3.00 SHIPPING \$2.00 C.O.D. CHARGES

CIRCLE NO. 130 ON FREE INFORMATION CARD

Get more out of your Apple with the MICRO on the Apple Series

Vols. 1, 2, & 3 **\$24.95**
+ \$2.00 shipping each volume

Each book includes more than 30 programs — all on **DISKETTE**

Machine Language Aids
I/O Enhancements
Runtime Utilities
Graphics & Games
Hardware & Reference Information

To order toll free:
1-800-345-8112
In PA 1-800-662-2444

MICRO INK, Dept. PE
P.O. Box 6502
Chelmsford, MA 01824

CIRCLE NO. 131 ON FREE INFORMATION CARD

BUY DIRECT SAVE



TRS-80™ DISCOUNT DIRECT PRICES

Learn To "Do It Yourself" And Save Money

WRITE FOR FREE CATALOG

1-800-841-0860 TOLL FREE

YOUR TRS-80 PERSONAL COMPUTER HEADQUARTERS
PURE RADIO SHACK EQUIPMENT
MICRO MANAGEMENT SYSTEMS, INC.
Parcel Division
DEPT. NO. 12
2803 Thompsville Rd. E. • Cairo, Georgia 31728
912-377-7120 Ga. Phone No.

CIRCLE NO. 132 ON FREE INFORMATION CARD

DISKETTES CASSETTES

Error-Free 5 1/4-inch Diskettes (MD-5) single-sided, soft sector, single or double density, reinforced hub.

| Item | Qty 10 | Qty 50 |
|------|---------|----------|
| MD-5 | \$25.00 | \$110.00 |
| C-10 | \$ 7.50 | \$ 32.50 |
| C-20 | 9.00 | 39.00 |
| C-60 | 11.50 | 50.00 |
| C-90 | 15.00 | 70.00 |

UPS SHIPPING INCLUDED
In Continental USA
CA Customers add taxes

MICROSETTE
475 Ellis St., Mt. View,
CA 94043 (415) 968-1604

CIRCLE NO. 133 ON FREE INFORMATION CARD



**RADIO SHACK
TRS-80™**

and

**HEWLETT-PACKARD
85, 87 & 125 COMPUTERS**

We offer Special Discounts, Free Shipping
and a Toll Free Order Number

1-800-531-7466 TOLL FREE

Pan American Electronics

Dept. P.E. - 1117 Conway Avenue
Mission, Texas 78572
(512) 581-2766 Telex 767339
Branch
2912 North Main St.
Fort Worth, Texas 76106
(817) 625-6333 Telex 794836

CIRCLE NO. 134 ON FREE INFORMATION CARD

SCR SUPER-BUYS

1982 BUYERS GUIDE
NOT JUST ANOTHER
CATALOGUE BUT A
BUYERS GUIDE
"OF THE FUTURE"

FREE

1 UHF-VHF CONVERSION KIT
Complete with PC board, all required
components; jumper wire; cabinet with
speaker; and comprehensive brochure
incl. schematic, board layout, mount-
ing and hook-up diagrams, parts list,
and assembly and set-up instructions.
All parts are industrial prime quality.

\$119⁹⁵ ea

2 MITSUMI - MODEL UES-A55
VARACTOR UHF TUNER
FREQ. RANGE 470-889 MHz
ANTENNA INPUT 300 OHMS

23.95 ea
10 for \$205.00

OUTSIDE CAL 800-854-8660
INSIDE CAL (714) 527-2554

SCR ELECTRONICS INC.

VISIT OUR NEW SUPER CENTER
5303 Lincoln Ave., Cypress, CA 90630
Pay by CHECK, M.O., VISA, M/C
\$10.00 MIN. ORDER HANDLING/SHIPPING \$2.50
UPS ANYWHERE IN CONTINENTAL U.S.

CIRCLE NO. 135 ON FREE INFORMATION CARD

SYMBARD BETTE

The Subscription Magazine for
the Sinclair ZX-81/TS-1000
Microcomputers

Games, Educational, Business, Graphics
Tutorial, Etc

12 Mo. Issues — 6 Bi-Month
CASSETTES
AT LEAST 6 PROGRAMS EACH



\$39.50



Residents add \$2.07 tax
outside USA add \$10.00

Ask for operator # 383
24 Hr. Hot Line 800-543-1300

THE S & S COMPANY
388 W. Lake Street
Addison, IL 60101
(312) 628-8955

CIRCLE NO. 136 ON FREE INFORMATION CARD

SUPER SALE

EPROM's

| | | | |
|------------------|--------|--------|-------|
| | 1-7 | 8 up | 50 up |
| 2716 (5V, 450nS) | \$3.95 | \$3.55 | CALL |
| 2732 (5V, 450nS) | 7.85 | 6.95 | CALL |
| 2532 (5V, 450nS) | 11.20 | 9.25 | CALL |

STATIC RAM

| | | | |
|-----------------|------|------|------|
| 6116P-3 (150nS) | 7.50 | 7.20 | CALL |
| 2114L-2 (200nS) | 2.10 | 1.70 | CALL |

DYNAMIC RAM

| | | | |
|--------------|------|------|------|
| 4164 (200nS) | 7.90 | 7.49 | CALL |
|--------------|------|------|------|

MISC

| | |
|---|------------|
| CPU Z80A | \$5.29 ea. |
| CDP-1854ACE (UART) | \$4.80 ea. |
| 16K RAM Expansion Kit for TRS-80 Mod III | \$12.95/8 |



SUNTRONICS CO., INC.

12621 CRENSHAW BOULEVARD
HAWTHORNE, CALIFORNIA 90250

STORE HOURS: Mon-Fri 10am-6:30pm - Sat 10am-5pm
IN CALIFORNIA OUTSIDE CALIFORNIA TOLL FREE
(213) 644-1149 1-800-421-5775

Min Order: \$10. P.H. \$2. Accept VISA Mastercard Check or M.O.

**TRS-80
COMPUTERS**

| | |
|-----------------------------------|--------|
| Model II 64k | \$3288 |
| Model III 16k | \$825 |
| Model III 48k 2 Drives RS232 | \$2069 |
| Color Computer 4k Level I | \$308 |
| Color Computer 16k Extended Basic | \$459 |

EPSON Printers \$CALL

All printers and accessories in stock.

Discount Prices

on full line of Radio Shack & TCS Custom
Computers and Accessories. Call for catalog

Texas Computer Systems

P.O. Box 1327 Arlington, Texas 76004-1327

TOLL FREE 800-433-5184

Texas Residents 817-274-5625

PAYMENT: Money order, cashier's check or
certified check. Prices reflect 3% cash discount.
Call for VISA and Mastercard prices.

CIRCLE NO. 137 ON FREE INFORMATION CARD

DISCOUNT SOFTWARE

Over 1,000 different programs
represented, (Games & Business)
over 100 Companies. Many up to
30% OFF. APPLE, TRS 80, ATARI,
PET, VIC 20, IBM, NEC, CP/M.
Because of our *Discounted Prices*,
Send \$2.00 for current catalog.
Refundable against first purchase.
All names are Trademarks of
Associated Companies.

Tweety Bird Enterprises

P.O. Box 1483

Mesquite, Texas 75149

(214) 288-0762

CIRCLE NO. 138 ON FREE INFORMATION CARD

**CONVERT ANY TV
TO A HIGH QUALITY MONITOR**



Kit permits Dual Mode operation
on B&W or Color sets
• Hi-resolution • Up to 80
characters per line • Wide bandwidth • Direct
Video • Safe-Easy installation

34⁹⁵
ACVM

A full line of low cost Monitors and Receiver/Monitors
available.

Send for complete Audio/Video equipment catalog.

VAMP, Inc.
Box 411, Los Angeles, CA 90028
(213) 466-5533

CIRCLE NO. 139 ON FREE INFORMATION CARD

**YORK 10
BASF-DPS
WORLD STANDARD TAPE**



**MONEY BACK
GUARANTEE**

**PREMIUM
5-SCREW SHELL FITS ALL
STANDARD RECORDERS
COMPUTER GRADE
BLANK CASSETTES**

"We monitored the output to the computer
with a specially built meter and found abso-
lutely no dropouts throughout the tape..."
Steve Papadopoulos
Beaverton, OR

| ITEM | 1 DOZ. | 2 DOZ. |
|----------|--------|--------|
| C-05 | 7.50 | 13.50 |
| C-10 | 8.00 | 14.40 |
| C-20 | 10.00 | 18.00 |
| Hard Box | 2.50 | 4.00 |
| Soft Box | 2.00 | 3.40 |

Call residents add 6% sales tax
Shipping 1 doz \$2, 2 doz \$3.50,
3 doz \$4.50. Each additional doz
\$.50

Write or call for QUANTITY DISCOUNTS
by IMMEDIATE
SHIPMENT to
Credit Card
Orders

Call: 213/710-1430

YORK 10 Computerware

24573 Kittridge St., P-2 Canoga Park, CA 91307

CIRCLE NO. 140 ON FREE INFORMATION CARD

**SHOP OWNERS!
SELL
POPULAR
ELECTRONICS**

in your shop and make big
profits on every copy. We pay
all shipping and give you a
FREE display rack. Minimum
order 8 copies/issue.

**FOR DETAILS,
CALL COLLECT:
(212) 725-4299**

Electronics Classified

CLASSIFIED RATES: Per Word, 15 Word Minimum. **COMMERCIAL:** \$3.50. **PERSONAL:** \$2.00. **EXPAND-AD®:** \$5.25. Ads set in all bold type @ 20% premium. Ads set with background screen @ 25% premium. **DISPLAY:** 1" x 2 1/4", \$425.00. 2" x 2 1/4", \$850.00. 3" x 2 1/4", \$1,275.00. **GENERAL INFORMATION:** Frequency rates and prepayment discounts available. Payment must accompany order except credit card — Am. Ex., Diners, MC, VISA (include exp. date) — or accredited ad agency insertions. Copy subject to publisher's approval; must be typewritten or printed. First word set in caps. Advertisers using P.O. Boxes MUST supply permanent address and telephone number. Orders not acknowledged. They will appear in next available issue after receipt. Closing date: 1st of the 2nd month preceding cover date (e.g., Mar. issue closes Jan. 1). Send order & remittance to: Classified Advertising, Popular Electronics Magazine, 1 Park Avenue, New York, NY 10016. Direct inquiries to Rose Lynch, (212) 725-7686.

FOR SALE

GOVERNMENT and industrial surplus receivers, transmitters, snooper scopes, electronic parts, Picture Catalog 25 cents. Meshna, Nahant, Mass. 01908.

ELECTRONIC PARTS, semiconductors, kits. **FREE FLYER.** Large catalog \$1.00 deposit. **BIGELOW ELECTRONICS**, Bluffton, Ohio 45817.

SAVE UP TO 50% on name brand test equipment. Free catalog and price list. **Salen Electronics**, Box 82, Skokie, IL 60077.

BUILD AND SAVE. TV EARTH STATION. DETECTIVE ELECTRONICS. Video Recorders, Color Cameras, advanced Telephone Projects. **BROADCAST ELECTRONICS.** 50 page color catalog of unusual electronic projects **AIR MAILED \$3.00**; with 3 hour audio cassette dramatization of our catalog \$5.00. **Don Britton Enterprises**, PO Drawer G, Walkiki, Hawaii 96815.

POLICE/FIRE SCANNERS, crystals, antennas, CBs, Radar Detectors. **HPR**, Box 19224, Denver, CO 80219.

PRINTED CIRCUIT supplies, chemicals, tools, artwork, plating solutions. Major credit cards. Catalog \$2.00, refundable. **CIRCOLEX**, Box 198, Marcy, NY 13403.

RECONDITIONED TEST EQUIPMENT \$1.00 for catalog. **WALTER'S TEST EQUIPMENT**, 2697 Nickel, San Pablo, CA 94806, (415) 758-1050.

NEW ELECTRONIC PARTS. Continuously stocked. Stamp brings catalog. **Daytapro Electronics**, 3029 N. Wilshire Ln., Arlington Hts., IL 60004.

ELECTRONIC CATALOG. Over 4,500 items. Parts, & components. Everything needed by the hobbyist or technician. \$2.00 postage & handling (United States Only), refundable with first \$15.00 order. **T & M Electronics**, 472 East Main St., Patchogue, NY 11772. (516) 289-2520.

PRINTED CIRCUIT BOARDS, your artwork. Quick delivery. Reasonable. **Atlas Circuits**, Box 892, Lincolnton, NC 28092. (704) 735-3943.

Telephone Listening Device

Record telephone conversations in your office or home. Connects between any cassette or tape recorder and your telephone or telephone LINE. Starts automatically when phone is answered. Records both sides of phone conversation. Stops recorder when phone is hung up. This device is not an answering service.



Size 10" Each

\$19.95

Qty. Disc Avail.

Super Powerful Wireless Mic

10 times more powerful than other mics. Transmits up to 1/4 mile to any FM radio. Easy to assemble kit. 15V battery (not incl). Call (305) 725-1000 or send \$19.95 + \$1.00 shipping per item to **USI Corp.**, P.O. Box PM-2052, Melbourne, FL 32901. COD's accept. For catalog of transmitters, voice scramblers and other specialty items, enclose \$2.00 to USI Corp.



Size 2 1/2" x 3" x 1 1/2"

ROBOT KITS, PARTS, MATERIALS, BOOKS. Send \$3 for subscription to catalog and newsletter. **ROBOT MART**, 19 West 34th St., New York, NY 10001.

SATELLITE TELEVISION ... HOWARD/COLEMAN boards to build your own receiver. For more information write ... **ROBERT COLEMAN**, Rt. 3, Box 58-APE, Travelers Rest, S.C. 29690.

Latest microstrip model of the "original"

MICROWAVE TV SYSTEM KIT

- LT-13 Down Converter with Preamp
- 16 dB Slotted Antenna
- Deluxe Power Supply Kit
- All Coaxial Cables included
- 2000 - 2600 MHz Tuning Range



\$164⁹⁵


14.00 shipping



LAB-TRONICS, INC.
P.O. Box 171
Rogers, MN 55374
612-428-4226


RF POWER TRANSISTOR - TUBE CATALOG FREE. MRF453/MRF455A/SK1451 - \$14.00; MRF454/SRF2072/MRF2769 — \$17.00; MRF245/MRF247 - \$27.00; 2N4048 - \$6.20; Exclusive Repair Center for PALOMAR PRIDE, etc. Westcom, 1320 Grand, San Marcos, CA 92069. (714) 744-0728.

SAVE UP TO 85% GOV'T SURPLUS and NEW EQUIP'T



Blower/Fan
100-CFM
115-VAC
LAST OVER \$24.00
\$8.79
F.O.B. Lincoln

• (ITEM #16-940) - Use for intake, exhaust, cool electronic gear. 4" diam. blade, mounts in 6-1/2" diam. opening. 4-1/4" deep. (2-1/2 lbs.)



Powerful Battery Motor
SMALL NEW
\$34.95
Normal Retail Over \$100.00 F.O.B. Lincoln

• (ITEM #1044) - High torque, 1/2-HP. 12 to 36-VDC, 1200 to 3600-RPM. Motorize bikes, make small electric cars, drive pumps, compressors. Shaft 3/4" diam. Overall lgh. 9".

• Many other motors shown in our catalog. Write for it!

100-Page Catalog
Send 60-Cents
COIN or STAMPS
100's of BARGAINS

SURPLUS CENTER PE-092 Lincoln, Ne. 68501
(402) 474-4366

SATELLITE TELEVISION INFORMATION \$4. Build or buy your Earth Station. **Satellite Television**, RD 3, Oxford, NY 13830.

FREE KIT CATALOG contains test equipment. Phone 415-447-3433. **DAGE SCIENTIFIC INSTRUMENTS**, Box 1054P, Livermore, CA 94550.

SOUND SYNTHESIZER KITS — Surf \$19.95, Wind \$19.95, Wind Chimes \$24.95, Musical Accessories, many more. Catalog free. **PAIA Electronics**, Box J14359, Oklahoma City, OK 73114.

RESISTORS, 1/4W, 1/2W 5% C.F. 3¢ ea., 1% Metal films. NO MINIMUMS, Cabinet Assortments, Quantity Discounts. Details from: **JR INDUSTRIES**, 5834-E, Swancreek, Toledo, OH 43614.

SATELLITE TV FANTASTIC 80 TV CHANNELS

FREE SAMPLES IN OUR HOME NEW AND IMPROVED

New antenna construction plans plus big 8x11 book loaded with aiming info, kits, LNAs and receivers at wholesale prices. Far better than cable TV! Enjoy crystal clear reception. **Send \$9.95 today.** Add \$2.00 for 1st class (air mail) or call our 24 hr. COD order line (305) 862-5068 Now.

Global TV Electronics, P.O. Box 219-E, Maitland, FL 32751

MICROWAVE TV ANTENNA \$169.95
18" Dish Type Antenna. Probe Mounted Down Converter. 6 Month Warranty

MICROWAVE TV MANUAL \$16.25
Plans and Concepts

SUBSCRIPTION TV MANUAL \$14.95
Theory, Schematics, Etc.

KITS AVAILABLE

INFORMATION PACKAGE \$2.00
Send Check or MO. Add 5% Shipping. CA Residents Add Tax.

ABEX P.O. Box 26601-PE, San Francisco, CA 94126

DECODE Morse, RTTY, and ASCII signals from airwaves with new **CODE★STAR**. LED readout or connect your computer/printer. Keyboard, other items also available. Kits or assembled. **MICROCRAFT**, Box 513PE, Thiensville, WI 53092. (414) 241-8144.

UNSCRAMBLE CODED MESSAGES from police, fire and medical channels. Also telephone recording adaptor. Same day service. Satisfaction guaranteed. **Don Nobles Electronics, Inc.** Route 7, Box 257-A, Hot Springs, AR 71901. (501) 623-6027.

RF MODULATORS for SATELLITE TELEVISION, **MICRO-COMPUTERS CCTV.** Also monitors, cameras, kits. **FREE VIDEO CATALOG.** Phone (402) 987-3771. **Dealers Welcome. ATV RESEARCH**, 13-P Broadway, Dakota City, NE 68731.

BUYER BEWARE - Consumer guide to SATELLITE TELEVISION - \$3. Ghostfighters, Route 2, Box 136B, Stevensville, Montana 59870.

CABLE TV CONVERTERS & EQUIPMENT. Plans and parts. Build or buy. For more information send \$2.00: **C & D ELECTRONICS INC.**, P.O. Box 21, Jenison, MI 49428.

MICROWAVE TV DOWNCONVERTERS. Downconverter board, power supply board, Antenna Cookbook, with detailed plans, \$20.00. Downconverter parts \$15.00, power supply parts \$15.00. **Micro Engineering**, P.O. Box 17231, Minneapolis, MN 55417.

MICROWAVE TV ANTENNAS 2Ghz. Best in the West! Complete with cable, accessories, warranty. \$125.00. **Dealers Wanted!** **GALAXY ELECTRONICS**, 6007 N. 61st Ave., Glendale, Arizona 85301. (602) 247-1151.

FREE FLYER! IC's, resistors, capacitors, jacks, etc., plus SSM music synthesizer/audio IC's, power amp modules, analog delay IC's, computer books, and more. Also plans for analog delay/chorus unit! **PGS Electronics**, P.O. Box 749-A, Terre Haute, IN 47808.

MICROWAVE TELEVISION "DOWNCONVERTERS." Introducing powerful new 5-page design. Easily Assembled. Catalogue: \$2.00 (refundable). **NDS**, Box 12652-E, Dallas, Texas 75225.

TRANSISTORS, IC's, DIODES, RF Power, LED's. Lowest prices plus service and quality. Call TOLL FREE 1-800-458-6053. In Pennsylvania (814) 837-6820. **MC/VISA** honored. **B&D ENTERPRISES**, Box 305, Kane, PA 16735.

CABLE TV CONVERTERS AND EQUIPMENT

BUY DIRECT & SAVE



**40 CHANNEL
CONVERTER**

\$38 Regular \$69

AMATEUR MICROWAVE ANTENNA

- Microwave Parabolic Antenna
- 26 DB Gain
- Advanced Down Converter
- Power Supply Included
- Low-Loss Coaxial Cables
- Complete-Ready to Install

\$119 Elsewhere \$289



Send \$2 for Complete Catalog
Quantity Discount • VISA • COD

VIDEO RESEARCH

PO BOX 19462
LOUISVILLE, KY 40219
For Orders Only 800-626-5533
For Information 502-969-1810

HOME MICROWAVE RECEIVER — Write: "Dealers Wanted", 1739 Douglass Rd., Suite D, Anaheim, CA 92806. (714) 937-0483.

1/4 **CARBON RESISTORS** 2¢ ea. Any variety. Quantity discounts. **CI Electronics**, P.O. Box 3034, Camarillo, CA 93011.


NEW. UNCUT MOVIES FREE! Receive up to 60 satellite channels on your home receiver. Sporting events, religious programs, other TV stations and more. Catalog \$3. **MDS Specialist**, Box 67, Southaven, MS 38671.

SHORTWAVE LISTENERS! Free catalog. High quality SWL equipment! **RADIO WEST**, 3417 Purer Rd., Escondido, CA 92025. (714) 741-2891. The Only all SWL store in the Known World.

BEARCAT, REGENCY SCANNERS - CRYSTALS - LOW WHOLESALE PRICES! Prompt Service. **ALFORD'S**, Box 339-PE1, Middlesex, North Carolina 27557. 919-235-3161.

AMAZING ELECTRONIC DICE GAME — LED display, complete kit \$12.95 — **D R DESIGN**, P.O. Box 401382, Garland, Texas 75040.

10 FREE LED'S
Introductory offer: Ten prime T-1 or T-1 3/4 red LED's. \$2.00 value. Include \$1 to help cover postage & handling.



ETRONIX 14803 NE 40th, Dept. PE082
Redmond, WA 98052

PAY TV KITS
Gated Pulse Suppressed... \$39.00
Sinewave Suppressed... \$37.00
Informative Catalog... \$ 2.00

J & W ELECTRONICS
P O BOX 61-K
CUMBERLAND, RI. 02864

ACOUSTIC TEST SET for adjusting equalizers, speakers, \$449.00. Free brochure. **HALL ENGINEERING**, Dept. Z2, P.O. Box 506, Martinsville, N.J. 08836.

DISCOVER THE BROOK... Hear the soothing, peaceful sound of this UNIQUE SYNTHESIZER. Complete plans are now available. Incredibly refreshing, thoroughly relaxing. **MONEY-BACK GUARANTEE!** Send \$4.95 to: Synthesystems, Box 11843, Albuquerque, NM 87192.

SATELLITE TELEVISION: Everything from LNA's, receivers, dishes to CATV converters, microwave equipment. Catalog \$4.95. Microwave Specialties, Box 3124, Santa Clara, CA 95055.

NEW! GIANT 1 Pound Prime Electronic Parts, \$7.95. ALLKIT, 434 West 4th St., West Islip, New York 11795.

PLASTIC FASTENER KITS offering complete selection of standard sizes. Free information. **Alex F. Walker Company**, P.O. Box 928 PE, Royal Oak, MI 48068.

BUILD YOUR OWN Satellite TV low noise amplifier and save! New, fully illustrated step-by-step instruction manual \$10.00. Satisfaction guaranteed. **XANDI**, Dept. 22B, Box 25647, Tempe, AZ 85282.

ELECTRIC SOLDERING GUN with long life tip, instant heat, built-in spotlight, 85W, 120V, .7A, 60HZ Copper Coil \$29.95. Mr. Tool, Box 185PE, Hubbard, Ohio 44425.

MICROWAVE DOWNCONVERTER, with 20" dish and 30db gain: \$159.95. Commercial free "All movie, sports," television adapter. Works in all areas, any television: \$160.00 complete. Satellite television handbook with buyers guide, and plans: \$9.95. Converters: \$35.00. Order COD or Mastercharge/Visa #714-885-8244. Catalog of equipment and semiconductors: \$1.00 refundable. **J.D.'s Electronics**, POB 2726, San Bernardino, CA 92406.

STOP! DON'T PAY EXTRA! Buy our high gain 2-2.5 GHz Microwave Television Down Converter kit with temperature stabilization and power supply (less transformer) for \$45. Down Converter board and parts, only \$29.95. **GUARANTEED!** Send payment to: **HOPTRONIX**, Box 401382, Garland, TX 75040.

USA PAY-TV STATIONS (MDS). The brochure reveals current and most complete information: exact location programming, equipment ownership and more. Send \$10.00 to: **T.C.E.**, Box 343, Dept.-E, Brooklyn, NY 11230.

UHF DECODERS, Microwave systems and more at lowest prices anywhere. Free information. Catalog \$3.00. **T.C.E.**, Box 343, Brooklyn, NY 11230.

CABLE TV SECRETS, the informative publication the cable companies tried to ban. HBO, Movie Channel, Showtime, converters, descramblers etc. Send \$7.95 to: **CABLE FACTS**, Box 711-PE, Pataskala, Ohio 43062.

AMATEUR MICROWAVE TV - 2100-2600MHZ complete plans & parts catalog with hard to find microwave parts \$3.00. Downconverter PC board \$9.95. PS PC board \$4.95. **NEC 64535 transistors - \$9.95.** Kits not available in Oklahoma. **GIGATRONICS**, 5004 Alan, Oklahoma City, OK 73135.

SATELLITE TELEVISION! Super discount prices! Most equipment lines available. Don't delay - call today! **COMMUNICATIONS CONSULTANTS**, 501-452-3149.

ROBOT mouse, kit \$50, plans \$15. Sound effects, games, workbench, more. Catalog \$2. **Cosmic Enterprises**, Box 9045, Stockton, CA 95208.

UHF CONVERTERS — DELUXE Sine Wave UHF Converter. Sound out of TV like normal with only antenna connection to TV or VCR. Kits \$175. 312-267-3455. **LSR ENGINEERING**, Box 6075, Chicago, IL 60680.

Satellite Earth Station
Complete systems from \$1,899.00
Call or write for our latest brochure,
TENNESSEE ELECTRONICS
P.O. Box 181108
Memphis, TN 38118
(901) 795-4504

U.S. MADE CAPACITANCE Instrument, \$89.95. **Anders Precision Instrument Co.**, Dept. PE09, Box 75, Willimantic, CT 06226.

MILITARY COMMUNICATIONS RECEIVER: GRR-5/R-174, tunes 1.5-18 MHz SSB-CW-AM, shortwave, amateur, military frequencies: \$47.50 mint; \$27.50 good. Specifications, schematic included. 45 Day guarantee. Add \$7.50 shipping. **Baytronics**, Dept. PE, Box 591, Sandusky, OH 44870.

HIGH PROFITS — Low Investments with our C.R.T. REBUILDING MACHINE. Complete training. **ATOLL TELEVISION**, 6425 Irving Park, Chicago, Illinois 60634, (312) 545-6667.

LCD PEN WATCHES and Wrist Watches, only \$6.95 and 50¢ P&H. **D&O Enterprises**, P.O. Box 3004, Torrance, CA 90510.

TELEPHONES and accessories. FCC registered. Send 20¢ stamp for flyer. **Unique Communications**, 6335 S.R. 97, Gallion, Ohio 44833.

COMPUTER EQUIPMENT

SAVE 90% Build Your own Minicomputer. Free Details. **Digatek**, 2723 West Butler Dr., Suite 20C, Phoenix, AZ 85021.

APPLE BUILDERS — Send stamp for our flyer of Apple parts. Keyboards, IC sets, ROM sets, connectors. **Shugart SA-400** disk drives with Apple modification kits etc. **Electrovalue Industrial Inc.**, Box 157-P, Morris Plains, NJ 07950.

IBM PERSONAL COMPUTER and 8088 boards and plug-ins in kit form. Build it yourself and save. Free information. **Compatible Computer Corp.**, Dept. PE3, Box 51102, Seattle, WA 98115.

MICRO-COMPUTERISTS! Yes a co-op center for discount software, newsletters, games, etc. Free information. **Hallandales Computer Club**, Dept-PE, 6457B Malloy Road, Ferrdale, WA 98248.

COMPUTERS/CALCULATORS/ELECTRONICS. Atari 800 (16K)-\$625.; Atari 400 (16K)-\$315.00. Free catalog. **General Computer**, Box 2384, Auburn, AL 36830.

MBASIC SMALL BUSINESS/home Data Management program for CPM computers - \$25.00. Source listing (19 pages) \$15.00. **CC Consulting**, 1565 East 775 South, 8, Ogden, Utah 84404.

PLUG-INS AND ADD-ONS for the IBM PERSONAL COMPUTER. Available in kit form as well as assembled. Build it yourself and save. Other 8088-based products too. Free information. **Compatible Computer Corp.**, Dept PE4, Box 51102, Seattle, WA 98115.

COMPUTER SOFTWARE

EDUCATIONAL SOFTWARE for TRS-80, Pet, Apple II. Write for free catalogue: **MICRO-LEARNINGWARE**, Box 2134, N. Mankato, Minnesota 56001, 507-625-2205.

AMATEUR RADIO

CALL US FIRST. For low Ham prices. All major brands. **DISCOUNTS, DISCOUNTS!** Prompt Shipping. **Madison Electronics**, 1508 McKinney, Houston, TX 77010. Daytime: 1-713-658-0268.

RADIO AMATEUR CALLBOOKS: Directories of Radio Amateurs around the world. Write for FREE catalog. **Radio Amateur Callbook**, Dept. PE, 925 Sherwood Dr., Lake Bluff, IL 60044.

CABLE TV

39.95 ADD \$2.50 FOR POSTAGE

30 CHANNEL CABLE TV CONVERTER

FREE! UNUSUAL 96 PAGE ELECTRONIC PARTS & IOEAS CATALOG!


ORDER No. 198AE047

ETCO ROUTE 9N, PLATTSBURGH, N.Y. 12901 Tel.: (518) 561-8700.

PLANS AND KITS

PRINTED CIRCUIT Boards from sketch or artwork. Kit projects. Free details. **DANOCINTHS Inc.**, Dept. PE, Box 261, Westland, MI 48185.

GIANT SCREEN TV projection system converts any television into 7-foot picture. Lens & instructions \$14.95. (Dealers welcome). **Bell Video**, 4616 Belair Rd., Baltimore, MD 21206.



MINI FM MIC
Compact size only 2" x 1" x 3/4". Transmits to FM radio 88-108 MHz Exceptional audio quality Transmits stable signal up to 900 ft Complete kit incl case, battery & instructions Only \$13.95 Assembled \$18.95. Add \$1.55 S&H ea. Send 20¢ stamp for brochure.
S.E. Corp., Box 1132-PE, Yorba Linda, CA 92866

FREE CATALOG OF LOW - cost electronic kits. Sirens, Strobes, Color-Organs, Combination Locks, etc. **PPG ELECTRONICS**, 791 Redrock Road, St. George, Utah 84770. Call 1-800-453-1708.

CONVERT YOUR TV INTO A GIANT SCREEN PROJECTOR! Free details write: **BIG TV**, P.O. Box 2595, LaHabra, CA 90631.

CONVERT YOUR \$2,000.00 oscilloscope into a \$69.99 T.V. monitor. Complete plans \$2.95. Random Access, Box 41770P, Phoenix, AZ 85080.

SUBSCRIPTION TELEVISION EDUCATION MANUAL. Complete theory and circuits \$9.95. Parts and kits available. **D & S Enterprises**, P.O. Box 110901PE, Nashville, Tennessee 37211.

PROJECTION TV... Convert your TV to project 7 Foot picture... Results equal to \$2,500 projector... Total cost less than \$20.00. **PLANS & LENS \$16.00.** Illustrated information FREE. **Macrocomca**, Washington Crossing, Pennsylvania 18977. Creditcard orders 24 hours. 215-736-3979.

NON-COMMERCIAL TELEVISION PROJECTS: UHF SINEWAVE SYSTEMS; 2300 MHZ MICROWAVE DOWNCONVERTER. Best systems available; no internal connections to TV! Plans \$10.00 each; both \$15.00. **PARTS, KITS AVAILABLE; MC/VISA** accepted on parts purchases. Send SASE for parts pricing and more information on these and other unique plans. **COLLINS ELECTRONICS**, Box 6424, San Bernardino, CA 92412.

BURGLAR, FIRE, CAR! Finest equipment! Save! Free Catalog. **AAS**, 414A Lorna Square, B'ham, AL 35209.

FOR ANY CAR — EXTREMELY effective antitheft device. Only \$7.95. Money back guaranteed. **Beta Industries**, Dept. 202, Box 2296, Elizabeth, NJ 07207.

SATELLITE TV
• SYSTEMS • COMPONENTS • LNA's •
• ANTENNAS • RECEIVERS •
WE CAN HELP YOU!
HIGH FRONTIER
2230 E. Indian School Rd., Phoenix, AZ 85016
(602) 954-6008

HIGH FIDELITY

TOP QUALITY SPEAKERS AND KITS. Send \$3.00. **Speaker Warehouse**, 801 North Route 441, Hollywood, FL 33021.

DIAMOND NEEDLES and **STEREO CARTRIDGES** at DISCOUNT PRICES for SHURE, PICKERING, STANTON, EMPIRE, GRADO, AUDIO TECHNICA, ORTOFON, ACUTEC, ADC and SONUS. Send S.A.S.E. free catalog. **LYLE CARTRIDGES**, Dept. P., Box 69, Brooklyn, NY 11218. For fast COD service Toll Free 800-221-0906. N.Y. State (212) 871-3303. 9AM - 8PM except Sunday.

WANTED

GOLD, Silver, Platinum, Mercury, Tantalum wanted. Highest prices paid by refinery. Ores assayed. Free circular. **Mercury Terminal**, Box 191, Norwood, MA 02062.

PERSONALS

MAKE FRIENDS WORLDWIDE through international correspondence, illustrated brochure free. **Hermes-Verlag**, Box 110660Z, D-1000 Berlin 11, W. Germany.

CORRESPONDENCE FOR FRIENDSHIP IN PHILIPPINES, MALAYSIA. Free information. **AAWS-(PE)**, Box 2777, Orcutt, California 93455-0777.

PENFRIENDS — ENGLAND — USA, through correspondence. Send age, interests. Free reply. Harmony, Box 89PE, Brooklyn, New York, 11235.

CORRESPONDENCE for friendship! Mexico, Philippines, Europe, USA. Free information. International, Box 1716-EL, Chula Vista, CA 92012.

UNIVERSITY DEGREES BY MAIL! Bachelors, Masters, Ph.D.'s... Free revealing details, Counseling, Box 317-EP9, Tustin, California 92680.

UNIVERSITY DEGREES BY SPECIAL EVALUATION of existing credits and Job experience. Fast, inexpensive. Call (614) 863-1791. Or write: EVALUATION, Box 13151-X9, Columbus, Ohio 43213.

GOVERNMENT SURPLUS

GOVERNMENT SURPLUS ELECTRONICS, JEEPS \$30.00! 800,000 Items! Complete Information Your Area. Largest OFFICIAL Directory. \$3.00 (Guaranteed). SURPLUS (A204), 4620 Wisconsin Northwest, Washington, DC 20016.

FOR INVENTORS

PATENT AND DEVELOP your invention. FREE PATENT INFORMATION. Richard L. Miller, P.E., 3612-E, Woolworth Building, New York, NY 10007, (212) 267-5252.

INVENTIONS WANTED

FREE CONSULTATION • NO IDEA TOO SMALL

Disclosure registration. Potential cash or royalties from manufacturers seeking new ideas. For free information on how to register your ideas, call or write

AMERICAN INVENTORS CORP.

59 Interstate Dr. Dept. PE
West Springfield, MA 01089 (413) 737-5376
A Fee Based Marketing Company

IDEAS, inventions, new products wanted! Call toll free 1-800-528-6050. In Arizona, 1-800-352-0458. Extension 831.

BUSINESS OPPORTUNITIES

FREE CATALOGS. Repair air conditioning, refrigeration. Tools, supplies, full instructions. Doolin, 2016 Canton, Dallas, Texas 75201.

MECHANICALLY INCLINED individuals desiring ownership of Small Electronics Manufacturing Business — without investment. Write: BUSINESSES, 92-K9 Brighton 11th, Brooklyn, New York 11235.

ERASE DEBTS with little-known law — create wealth!! Details FREE — Blueprints, No. EE9, LaGrangeville, NY 12540.

MAILORDER OPPORTUNITY! Start profitable home business without experience or capital. Information free. Mail Order Associates, Dept. 23, Montvale, NJ 07645.

ONE MAN CRT FACTORY. T.V.'s, Business machines, Monitors, Scopes, VDT's. \$3.00 rebuilding nets \$100-\$500 each tube. Higher profits overseas. New/used. FACTORY, 1909 Louise, Crystal Lake, IL 60014. (815) 459-0666.

LCD WATCH \$2.50, Pen watch \$3.60. Catalogue \$1.00: RELIANT ENGINEERING COMPANY, Box 33610, Sheungwan Post Office, Hong Kong.

\$25,000 - INTEREST FREE!!! Keep indefinitely! FREE report. Write: American, 1601 Main Street, Plainfield, Indiana 46168.

MAKE MONEY SELLING ELECTRONICS. Wholesale dealer catalog \$5. (redeemable). ETCO, Dept. 532, Box 840, Champlain, NY 12919.

BORROW \$30,000 without interest! All eligible. Repay anytime. Free details. Infohouse, Box 1004 — PE9, New York, NY 10003.

BORROW \$25,000 "OVERNIGHT." Any purpose. Keep indefinitely! Free Report! Success Research, Box 19739-GI, Indianapolis, IN 46219.

LIFETIME INCOME, \$3,000 WEEKLY POSSIBLE! Unique system beats envelope stuffing anyway! Elliott, Box 7206-PE9, Columbia, MO 65205.

MAKE 2 TO 3 TIMES your cost on 2500 fast selling products. Guaranteed. \$2.00 brings catalog. Refundable on first order. Jimmy King Company, Dept. 5E, P.O. Box 12854, Pensacola, FL 32576.

FREE BOOK "2042 Unique Proven Enterprises." Fabulous "unknowns," second inflation income. Hayligns-M, Carlsbad, CA 92008.

PROJECTION TV... Make \$200.00 + per evening assembling Projectors... Easy... Results equal to \$2,500 projectors... Your total cost less than \$15.00 — PLANS, LENS & Dealers Information \$14.00... Illustrated information FREE... Macrocomax. Washington Crossing, Pennsylvania 18977. Creditcard orders 24 hours 215-736-2880.

INSTRUCTION

UNIVERSITY DEGREES BY MAIL! Bachelors, Masters, Ph.D.'s. Free revealing details. Counseling, Box 317-PE09, Tustin, California 92680.

LEARN WHILE ASLEEP! HYPNOTIZE! Astonishing details, strange catalog free! Autosuggestion, Box 24-ZD, Olympia, Washington 98507.

LEARN ELECTRONIC ORGAN SERVICING at home. Completely revised course covers latest models including digital, LSI's, synthesizers, etc. NILES BRYANT SCHOOL. PO Box 20153, Sacramento, CA 95820.

Be an FCC LICENSED Electronic Technician

Earn up to \$800 a Week & More!
No costly school... The Original FCC Tests... Answers exam manual that prepares you at home for FCC General Radiotelephone License. Newly revised multiple-choice exams cover all areas tested on the actual FCC Govt exam! No previous experience required. \$12.95 post-paid. Moneyback Guarantee!

COMTAND PRODUCTIONS
Dept. P P.O. Box 26348, San Francisco, CA 94126



MEDICAL ELECTRONICS TECHNOLOGY, home study. Troubleshoot medical instruments. WTI, P.O. Box 3124, Fresno, CA 93650-3124.

YOUR OWN RADIO STATION! AM, FM, cable, licensed, uncensored, low cost transmitters! Free information. Broadcasting, Box 130-A9, Paradise, CA 95969.

NONRESIDENTIAL UNIVERSITY DEGREES Bachelors, Masters, Doctorates, for the accomplished individual. State-authorized, inexpensive, efficient. *Richard L. Crews, M.D., President*
COLUMBIA PACIFIC UNIVERSITY
150 Shoreline, Suite 9709 • Mill Valley, CA 94941
Call Toll Free USA: 800-227-1617, ext. 480
California Only: 800-772-3545, ext. 480

ACCREDITED AIRCRAFT A. + P., Electronics, Flight Schools, 11 months. All work on certified aircraft. Aero Technicians. Box 7PE, Rexburg, ID 83440. (208) 356-4446.

UNIVERSITY DEGREES BY SPECIAL EVALUATION of existing credits and Job Experience. Fast, inexpensive. Call (614) 863-1791. Or write: EVALUATION, Box 13151-A9, Columbus, Ohio 43213.

ELECTRONICS TECHNOLOGY - Earn an Associate in Applied Science Degree. Financial Assistance Available. Western Texas College, Snyder, Texas 79549.

POWERFUL NEW KEYBOARD PLAYING COURSE. Exciting Benefits. Free Details, Write: ProMusic, Box 86K, Brookfield, CT 06804-0086.

Be an ELECTRICIAN

• MAINTENANCE
• CONTRACTOR
• CONSTRUCTION

Make more money! Check out Electrician's wages against the kind of money you make now!

TRAIN AT HOME IN SPARE TIME

Make extra money in spare time while you train for a full-time job. Do odd jobs for friends and neighbors. Save money doing your own electrical work. Learn everything from repairs and maintenance to complete electrical installations. No previous experience needed. Everything explained in easy-to-understand language with plenty of drawings, diagrams and photos. Tools, materials, test equipment included with course. Approved for Veterans and G.I.'s. Be ready to take almost any electrician licensing examination offered by state, city or county.

No cost, no obligation, no salesman will call!

MAIL COUPON TODAY!

ICS SINCE 1981
Electrician School, Dept. PD082
ICS Center, Scranton, PA 18515

Rush free facts that tell how I can train at home in spare time to be an electrician

NAME _____
ADDRESS _____
CITY/STATE/ZIP _____



Be an ELECTRONICS TECHNICIAN

Get Your 2-Year College Degree
No previous experience necessary. Train at home in spare time for exciting opportunities in fast-growing space-age industries...Automation, Aerospace, Cable-TV, Missile Design, Electronic Circuitry, Computers, Telemetry and more. No need to quit your job. Instructors are as close as your telephone. Use our 24-hour home-study hot line — we pay the bill. Send for free facts, color brochure. No salesman will call.

CDS Electronics Center, Dept. PD082, Scranton, PA 18515



EMPLOYMENT OPPORTUNITIES

JOBS OVERSEAS - Big money fast. \$20,000 to \$50,000 plus per year. Call 716-842-6000, ext. 325.

ELECTRONICS/AVIONICS EMPLOYMENT OPPORTUNITIES. Report on jobs now open. Details FREE. Aviation Employment Information Service, Box 240E, Northport, New York 11768.

AGENT WANTED SELLING How To Make Money Books by mail part time, \$100 a week possible. Full details send \$1.00: KB ENTERPRISES, P.O. Box 18247, Reno, NV 89511.

TUBES

TUBES: "Oldies", Latest. Supplies, components, schematics. Catalog Free (stamp appreciated). Steinmetz, 7519-PE Maplewood, Hammond, Ind. 46324.

TUBES-RECEIVING, Industrial and Semiconductors Factory Boxed. Free price sheet including TV, Radio and audio parts list. Transletronic, Inc., 1365 39th St., Brooklyn, New York 11218. Telephone: (212) 633-2800. Toll free: 800-221-5802.

HUGE INVENTORY! Thousands of types. Wholesale prices. FREE CATALOG! ETCO Electronics, DEPT. 290, Plattsburgh, NY 12901.

ALARMS

Burglar-Fire Protection

Protect Your Life, Home, Business, Auto, etc.

• Our catalog shows how. Install your own alarm systems and devices and save \$\$\$\$! We offer FREE write-in engineering service.

FREE CATALOG Lowest Prices on Reliable, High Quality Alarm Systems and Devices

Burdex Security Co. Box 82802-PE Lincoln, Ne. 68501



DO-IT-YOURSELF

PUBLIC ADDRESS - INTERCOM Systems, Easy install, Discount Catalog \$1.00, Alphasound, 1000 Lincoln Ave., San Jose, CA 95125.

HOBBIES

1983 CATALOG, 200 PAGES. Thousands of chemicals, glassware, science/hobby equipment. Send \$2.00. Merrell Scientific, 1665 Buffalo Road, Rochester, New York 14624.

BOOKS & MAGAZINES

HOMESAT TELEVISION HANDBOOK BUYERS GUIDE tells everything about HOME SATELLITE TELEVISION. May save you hundreds, even thousands. \$10.00: H&G HOMESAT SERVICES, P.O. Box 422, Seaford, NY 11783.

RECORDS & TAPES

RECORDS — TAPES! Discounts to 73% All labels; no purchase obligations; newsletter; discount dividend certificates. 100% guarantees. Free details. Discount Music Club, 650 Main St., PO Box 2000, Dept. 5-0982, New Rochelle, NY 10801.

TRUCKLOAD SALE, Ampex High Quality Open Reel Tape, 1800' or 2400' on 7" reels, used once. Case of 40, \$45.00. Cassettes available. VALTECH ELECTRONICS, Box 6-PE, Richboro, PA 18954.

REAL ESTATE

NEW FREE FALL CATALOG! Top real estate values coast to coast! Please specify types, property and location desired. UNITED FARM AGENCY, 612-EP West 47th, Kansas City, MO 64112.

RUBBER STAMPS

RUBBER STAMPS, BUSINESS CARDS. Free catalog 1-800-851-4945, Jackson's, E-100, Brownsville Rd., Mt. Vernon, Ill. 62864.

REPAIRS & SERVICES

D&A EQUIPMENT REPAIRED: Virginia Sabala, D&A's head technician 15 years, is now operating a parts and repair service. Communications Unlimited, 1217 Ave C, Scottsbluff, NE 69361. Phone: (308) 635-7365.

MISCELLANEOUS

MPG INCREASED! Bypass Pollution Devices easily. REVERSIBLY!! Free details — Posco GEE9, LaGrangeville, NY 12540.

FREE PROMOTIONAL ALBUMS, concert tickets, stereos, etc. Information: BARRY PUBLICATIONS, 477 82nd Street, Brooklyn, NY 11209.

NEED CREDIT? Get MasterCard, others, w/no credit check. Guaranteed! Simple, Legal. Plus other credit secrets. Free details! Inflation Reports, PE-A, Box 60148, Los Angeles, CA 90060.

E.H. Scott Model RCH (1-CZC-46209) receiver. Need operating manual and any available information. Bill Pulver, Box 414, Exton, PA 19341.

General Radio Telephone Model Super MC 12. Need schematic and manual. Gordon Kanitz, Rt. 4, Box 123, Merrill, WI 54452.

Hallcrafters Model S38D. Need schematic and tube list. Lance Richens, 2059 N. 3250 W., Vernal, UT 84078.

Commercial Trades Institute Model TC20 tube tester. Need instruction manual. Philip J. Sciotti, 427 N. 7th Ave., Lebanon, PA 17042.

Hammarlund Model HQ-200. Need historical data or service manual. D'arcy Brownrigg, Chelsea, Quebec, Canada J0X 1N0.

Sherwood Model S-3000-III FM tuner. Need A3MX multiplex decoder and cable. Alan Bosch, 5832 N. 20th St., Arlington, VA 22205.

Hallcrafters Model S-38 D/E shortwave receiver and **Precision Apparatus** Model E-200-C signals generator. Need schematics and any available information. Manuel E. Gomez L., Apartado 2691, Santo Domingo, Dominican Republic.

Turner Model Expander 400 NC microphone. Need schematic and owner's manual. Jim W. Backer, 10012 Blaisdell Ave. S., Bloomington, MN 55420.

Gonset Communications Model 1081 monitor receiver. Need schematic. Al Blanco, 345 Church St. N.E., Vienna, VA 22180.

Tektronix Type 310 oscilloscope. Need schematic or manual. James E. Raiser, 5985 Gresen Ct., Norcross, GA 30093.

Hewlett-Packard Model 82002A battery charger/AC adaptor for hand calculators 35/45/80/65. Need circuit diagram and component parts values. A.J. Avis, 460 Knoll Dr., Los Altos, CA 94022.

Macom Inc. Models 2001 and 3001 Name Caller automatic phone dialers. Need schematics and instructions. Bob Anderson, 1095 Dewey, Plymouth, MI 48170.

Milda Model M-102 AM/FM 8-track stereo receiver. Need service bulletin and schematic. Robert F. Sayers, 18 Kingsley St., W. Orange, NJ 07052.

Heathkit Model IT-5283 signal tracer. Need schematic. Patrick E. Chung, c/o E.M. Hun, 95 Greenpoint Ave., Brooklyn, NY 11222.

Video-Brain Model 101 computer. Need schematic and service information. Lloyd Kirby, 115 N. Wood, Valentine, NB 69201.

Crosley Model 51 two tube regenerative receiver. Need any available information. Frank A. Martin, Rt. 1, Box 309, Pharr, TX 78577.

Intec 48K RAM board for Atari 400. Need schematic or any documentation. Mike McCann, Box 67, Dobson, NC 27017.

Kenwood Model KW-70 receiver. Need schematic, service manual, or any technical information. C.R. Visser, 14355 Archibald, Chino, CA 91710.

Lafayette Model HA-410 10 meter radio. Need service and operating manuals. Charles M. Cole, 95 McKinney Ave., McKees Rocks, PA 15136.

Superior Model TD-55 tube tester. Need instruction manual and any available information. Kevin J. McDonald, 5093 Berkshire Dr., N. Olmsted, OH 44070.

Viking Instruments Model FS 400 frequency standard and **Browning Laboratories** Model S4 frequency meter. Need operation manuals. **Squires-Sanders** Model FM alert monitor. Need schematic and alignment information. Howard Kohlbrenner, 2215 Clover Dr., Broomall, PA 19008.

National Model 80/07 board level computer. Need schematic, parts list, and pc board. David P. Smith, P.O. Box 202, Farmington, WV 26571.

Tennelec Model MCP-1 memory scan. Need schematic and service manual. E.R. Garner, 1404 Dawson Pl., Rocky Mount, NC 27801.

Lafayette Model LR800 stereo receiver. Need schematic.

Robert J. Galligan, P.O. Box 326, Niantic, CT 06357.

General Electric Model 260 radio. Need SW band loop antenna. J.F. Perry, Box 488, Lewisporte, Nfld, Canada A0G 3A0.

Royce Model 1-580 CB. Need schematic. Dorse King, RR # 1, Parksville, KY 40464.

Hewlett-Packard Model 200-C audio oscillator. Need schematic and manual. Henry Fuller, W3NZM, 1416 N. Hirst St., Phila, PA 19151.

Eico Model 400 oscilloscope. Need schematic, parts list and any information available. Henry Satinskas, 35 Woodvale Dr., Syosset, NY 11791.

Accurate Instruments Co., Model 154 VOM and **Superior Instruments** Model 82A tube tester. Need parts list and current tube charts. Curtis A. Creighton, 3240 Mount Garfield, Fruitport, MI 49415.

Hammarlund HQ100 receiver. Need operating instructions, schematic and alignment procedures. Joel Recht, 122 Hoyt St., Apt. 5H, Stamford, CN 06905.

Lafayette Explor-Air Mark V receiver. Need manual and schematic. B. Taylor, 126 Hancock Place, Leesburg, VA 22075.

Shintron Model 366 and 336 amplifiers. Need operation and service manuals. C.T. Huth, 146 Schenhardt St., Tiffin, OH 44883.

RCA Model WR-49B r-f signal generator. Need operation and service manuals. Mark Alan, Box 2923, Greenville, NC 27834.

Quatre Model D.G. 250 power amplifier. Need schematic. David Curry, 944 Pearl St., Boulder, CO 80302.

Trident Model CX-444 AM/FM stereo cassette. Need schematic and parts source. G. Cook, R1, Box 14, Centerville, MD 63633.

Hickok Model CA-5 adapter for Model 533 tube tester. Need schematic and operating instructions. Harry J. Lookabill, 504 West 86th Terrace, Kansas City, MO 64114.

N.R.I. Model 33 signal tracer and **RCA** color bar generator, Model WR 64-A. Need manuals. K. Miller, 10027 Calvin St., Pittsburgh, PA 15235.

Knight Model 83Y317 stereo amplifier and **Electra** AM/FM Model AF-7XW radio. Need schematics and service information. Kenneth L. Mixon, 401 East San Pedro Ave., Perry, FL 32347.

Sylvania Model 220 tube tester. Need updated roller chart. Bill Thompson, 852 9th St., Beloit, WI 53511.

Electronics Instruments Model 11 Rider Channalist. Need service and operations manual. David L. Hubert, KIRO Newsradio 71, Broadcast House, Third Avenue & Broad Street, Seattle, WA 98121.

Allied Model 390 stereo receiver. Need schematic and service information. R. Stringer, 5127 N. Claremont Street, Chicago, IL 60625.

EMC Model 600 oscilloscope. Need schematic. Robert N. Bishop, 18109 E. 27th, Independence, MO 64057.

Meteor Clubman 2X2 disco mixer with built-in equalizer and **Airline Super Heterodyne** AM and SW receiver. Need schematics, parts lists or any information available. Rich Aulozzi, Box 521, Burnet, TX 78611.

Honeywell Model 7513 and **Datapoint** Model 3360 display station. Need any information available. Gary A. DePietro, 752 Commerce Street, Thornwood, NY 10594.

Base-2 8K static RAM S-100 board. Need schematic, IC locator and manual. G. Jones, Box 35172, Phoenix, AZ 85069.

Atwater Kent super heterodyne, 110 V, 60 cycles, 120 W radio. Need schematic diagram or any information available. Douglas Preston, 2600 San Leandro Blvd. # 407, San Leandro, CA 94577.

Realistic Model Clarinette 88 13-1195A receiver. Need owner's manual and instruction book. Bruce Harbeck, 1316-38th Street., Sioux City, IA.

Memtrix Model MX-40 frequency counter. Need schematic or service manual. Mark Alan, Box 2923, Greenville, NC 27834.

ADVERTISERS INDEX

| RS no. | ADVERTISER | PAGE no. |
|--------|---|------------|
| 2 | Aaron Gavin | 97 |
| 3 | All Electronics Corp. | 39 |
| 4 | AP Products | 84 |
| 5 | Apple Computer | 42,43 |
| 6 | Army National Guard | 1 |
| 7 | Artec Electronics | 83 |
| 9,10 | BSR (USA) Ltd | 6,33 |
| | C & D Electronics | 102 |
| | Classified Advertising | 96,113-118 |
| | Cleveland Institute of Electronics, Inc | 50-53 |
| 1 | Communications Electronics | 11 |
| 11 | CompuServe | 7 |
| 12 | Computer Mail Order | 102 |
| 13 | Computers, Peripherals, Unlimited | 99 |
| 14 | Cooper Group | 44 |
| 15 | Digi-Com | 86 |
| 16 | Digi-Key Corp. | 110 |
| 17 | Dilithium Press | 97 |
| | R.L. Drake | 99,101 |
| 18 | Electra Corp | 37 |
| 19 | Epsom America | 14 |
| 20 | Firestik | 86 |
| 21 | Focus | 96 |
| | Grantham College of Engineering | 100 |
| 22,23 | Heath Co. | 30,31,41 |
| 24 | Illinois Audio | 96 |
| 25 | Jameco Electronics | 106,107 |
| 26 | JDR Microdevices | 108,109 |
| 27 | J & R Music World | 88 |
| 47 | Leading Edge | Cover 2 |
| 29 | McIntosh Laboratory, Inc. | 85 |
| 31 | MFJ Enterprises | 97 |
| 28 | Maxell Corp. of America | 55 |
| 30 | Menotech | 9 |
| 49 | Multitech Electronics | Cover 3 |
| | National Technical Schools | 76-79 |
| | Netronics, R & D Ltd. | 75, 91 |
| 32 | New Horizons | 73 |
| 42 | Nippon Electric Co., Ltd | Cv 4 |
| | NRI Schools | 16-19 |
| 33 | PAIA Electronics, Inc. | 100 |
| 35 | Panasonic | 67 |
| 34 | Poly Paks | 96 |
| 36 | Protecto Enterprises | 88 |
| 37 | Quest Electronics | 112 |
| | Radio Shack | 34,111 |
| | Scientific Systems | 100 |
| 38,39 | Shure Brothers, Inc. | 15,85 |
| | Simple Simon Kits | 62 |
| | Sinclair Research | 2, 3, 59 |
| 40 | Spectrum Electronics | 69 |
| 48 | Star Micronics | 80,81 |
| 43 | Tab Books | 93 |
| 44 | TAMS, Inc. | 97 |
| 41 | TDK | 5 |
| | Tektronix | 27 |
| 45 | 3-M Data Recording | 29 |
| 46 | Trio-Kenwood | 90 |
| | Video Playground | 101 |

ELECTRONICS WORLD®

Personal Electronics News

A NEW TV CRT DESIGNATION STANDARD has been developed by Electronics Industries Association (EIA) of Japan and Pro Electron of Europe. In the new scheme, each designation consists of alphanumeric symbols coded into five or six symbol groupings. The first symbol indicates whether the tube is for a receiver (A) or a monitor (M); the second symbol gives the diagonal screen measurement in centimeters; a three-letter code defines a general family of tubes; the fourth symbol distinguishes color (a two-digit number) from monochrome (one digit); the fifth is the phosphor designation (single letter for color, two letters for monochrome); and a sixth symbol is added for tubes having integral yokes.

RENT A VCR is Superscope's new strategy for penetrating the 77 million out of a total of 80-million U.S. TV households that do not presently have videocassette equipment. The company plans to offer, for rental only, a portable, easily connected video cassette player in the Beta format. Called RENTABETA, it will differ from the usual VCR in that it is a playback-only unit; the consumer will not be able to make his own recordings. To obtain another tape, it will be necessary to return the player (with the first tape locked inside) to the rental outlet. To expand the market for its product, Superscope plans to offer RENTABETA at outlets not usually associated with the VCR—such as supermarkets, apartment complexes, large gas stations, etc. Rental cost for both the player and a prerecorded tape can be as low as \$10 to \$15 per showing.



SYNTHETIC SPEECH can be especially helpful to the handicapped, says Marvin Talbott, Manager of the Corporate Speech Center at Texas Instruments in Dallas. Accordingly, TI's hand-held Vocaid speech generator has been designed to synthetically pronounce a word or phrase that a speech-impaired individual might need to communicate. The unit comes equipped with four interchangeable overlays, each with 36 squares for different phrases. The telephone overlay, for example, uses expressions like "I'll take a message," or "Please explain." Other overlays are for bed-ridden patients, with messages for summoning help and for playing games. An alphanumeric overlay contains all the letters in the alphabet and the numbers zero through nine.

SUBSCRIBERS TO THE SOURCE can now send Mailgram messages directly from their personal computers or data terminals to anywhere in the United States, including Alaska and Hawaii. To use the service, subscribers sign on to The Source, type 'MGRAM,' and are prompted step-by-step to enter names, addresses, and message text. Messages can then be revised before they are electronically forwarded to Western Union's largest Mailgram processing center. There they are routed by zip code to the serving post office nearest the addressee, where they are printed, put in envelopes, and given preferential delivery. (According to The Source, they are delivered in one business day.) The rate is \$5.15 for up to 100 words, with a surcharge of \$1.00 for each additional 100 words.

A TEXAS RANGER IN EVERY HOME is reported to be the effect of the QUBE Security Service now being offered in areas of Houston served by Houston Cable TV, a subsidiary of Warner Amex and Gulf Coast Cable TV. The system's interactive capability allows the QUBE central computer to monitor subscriber homes every six to ten seconds, 24 hours a day. If an alarm of any kind is triggered, the computer alerts operators in a monitoring center. In case of burglary, the police are immediately informed of your exact address, whether or not you are at home. The system works similarly in the event of fire or medical trauma.

RADIO PAGING FOR THE DEAF is now possible with the Tactile Communicator, developed by the Research Department of the Helen Keller National Center, Sands Point, N.Y. The device uses a pocket-size receiver, and an 8-channel transmitter about the size of a clock radio. Signals sent over the new handicapped frequency of 43.64 MHz are felt as vibrations by the person carrying the receiver. The first three channels are "high priority": fire, telephone, and doorbell. The remaining channels can accommodate other items like a timer or burglar alarm.

Your guide to the world of microprocessors.

The Micro-Professor™ - A low cost tool for learning, teaching and prototyping.

Here in one attractive package and at a price of only \$149.00 is a Z80* based microcomputer to lead you step by step to a thorough knowledge of the world of microprocessors.

The Micro-Professor is a complete hardware and software system whose extensive teaching manual gives you detailed schematics and examples of program code. A superb learning tool for students, hobbyists and microprocessor enthusiasts, as well as an excellent teaching aid for instructors of electrical engineering and computer science courses.

But the Micro-Professor is much more than a teaching device. With it you can do breadboarding and prototyping, designing your own custom hardware and software applications with Z80, 8080 and 8085 compatible code.

The standard 2K bytes of RAM is expandable to 4K, and the standard 2K bytes of ROM can be increased to 8K.

All this plus a built-in speaker, a cassette interface, and

sockets to accept optional CTC/PIO. Bus is extendable.

As well as being an exciting learning tool, the Micro-Professor is a great low-cost board for OEM's. Call for details



**SSB-MPF
Speech
Synthesizer
Board \$129**

A vocabulary of up to 400 words based on the TMS 5200 chip.

**EPB-MPF
EPROM
Programming
Board \$169**

For all +5V 1KB/2KB/4KB EPROMs. Read/Copy/List/Verify Capability.




**BASIC-MPF
Tiny Basic \$19**

2KB BASIC interpreter with hardware control capability. Machine-code subroutine accessible.

**PRT-MPF
Printer
\$99**

A thermal printer with built-in alphanumeric character patterns and Z80 disassembler. 20 characters per line, 0.8 line per second.



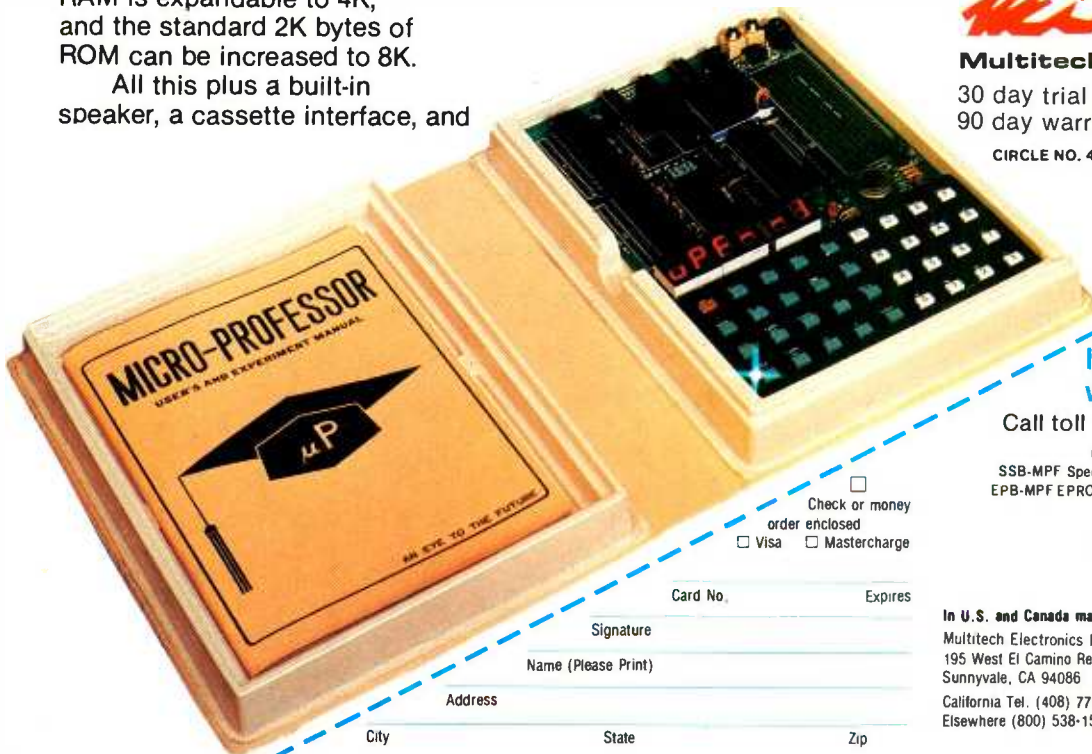
* Z80 is a trademark of Zilog Inc.



Multitech Electronics Inc.

30 day trial period with full refund. 90 day warranty.

CIRCLE NO. 49 ON FREE INFORMATION CARD



I'm ready to enter the world of microprocessing

Call toll free to order.

| | Price | Qty. | Amount |
|-------------------------------------|----------|------|--------|
| MPF-I Micro-Professor | \$149.00 | | |
| SSB-MPF Speech Synthesizer Board | \$129.00 | | |
| EPB-MPF EPROM Programming Board | \$169.00 | | |
| PRT-MPF Printer | \$ 99.00 | | |
| BASIC-MPF | \$ 19.00 | | |
| Shipping and Handling | \$ 4.95 | | 4.95 |
| California residents add sales tax. | | | |
| TOTAL | | | |

In U.S. and Canada mail to:
Multitech Electronics Inc.
195 West El Camino Real
Sunnyvale, CA 94086
California Tel. (408) 773-8400
Elsewhere (800) 538-1542

Outside of North America mail to:
Multitech Industrial Corporation
977 Min Shen E Road 105
Taipei, Taiwan, ROC
Tel. 02-769-1225
TWX 19162 MULTIC, 23756 MULTIC

Check or money order enclosed
 Visa Mastercharge

Card No. _____ Expires _____
Signature _____
Name (Please Print) _____
Address _____
City _____ State _____ Zip _____

Report Manager™ and the PC-8000 Personal Computer: An unprecedented three dimensions of management information.





All those legendary electronic spread sheets that have been making other kinds of personal computers so useful for managers are now literally flat by comparison to the remarkable combination of Report Manager™ and the NEC PC-8000 Personal Computer.

Here you get the power and versatility of an electronic book, not a mere electronic page. An axis of depth joins the horizontal and vertical—so you can, for instance, track a number of different profit centers over the same period of time...or follow actual performance against projections by both department and time frame.

The fact is that any sort of planning work you find useful in two dimensions, you will find that much more useful in three. The program allows you to see four separate "slices" of your 3-D "Data Cube™" on one screen, for fast, real time comparisons. There are, besides dozens of math and editing functions, built-in clock and calendar functions, too—an immensely useful convenience for scheduling, flow-charting, project management, and the like.

Watch Report Manager run—easy as A, B, C and powerful as X, Y, Z—on the PC-8000 at any NEC Home Electronics (USA) dealer.



**Productivity
at your fingertips**

NEC

**NEC Home Electronics (USA)
Personal Computer Division**
1401 Estes Avenue
Elk Grove Village, IL 60007

Sample printout showing use of X, Y, and Z axes.
Report Manager and Data Cube are trademarks of The Image Producers, Inc.

CIRCLE NO. 42 ON FREE INFORMATION CARD