

Popular Electronics®

WORLD'S LARGEST SELLING ELECTRONICS MAGAZINE

JULY 1982/\$1.25

Simple Audio Gate Reduces Noise

An EPROM Programmer for Small Computers

Scope Switch Provides Multi-Channel Traces

FORREST MIMS COMPARES

The New Handheld Computers

Sharp Panasonic Radio Shack

Quasar Hewlett-Packard

MINNEAPOLIS MN 55414

KENNETH J LYNES
1088 22ND AV SE
07

490684 LINE 10882099 641D JAN84

in this Issue:

V15 Type V Phono Cartridge

19" Color TV Receiver

Fox BMP 10/60 Scanner



14024 14278

**Right away,
you can see a difference.**



Stop in a store near you. Take a look. You'll be instantly taken with some of the features that make the IBM Personal Computer so different.

Like the non-glare screen—easy on the eyes during those number-crunching tasks like payroll and general ledger.

80 characters a line—with upper and lower case letters for a quick and easy read.

And the flexibility of a system that lets *you* move the components around at will. (To get really comfortable, try the keyboard on your lap and put your feet up.)

Go ahead, compare.

As you progress from casual observer to comparison shopper, you'll want the inside story of the IBM Personal Computer.

Like user memory expandable up to 256KB. And 40KB of permanent memory. (Which not only includes the BASIC language, but diagnostic instructions that automatically check the system every time you turn it on.)

A 16-bit microprocessor that can improve speed and productivity.

A mix of crisp text and high-resolution color graphics on your own TV set—clearly helpful for creating charts to target forecasts and trends.

Or the 10 programmable function keys that let you bid goodbye to the tedium of repetitious tasks.

And the list goes on. Which is why we've included a box (at right) that tells all.

There's more than meets the eye.

Some of the best things about the IBM Personal Computer aren't part of the computer.

Like the instruction manuals that help you set up your system and teach you to use it with the greatest of ease.

IBM PERSONAL COMPUTER SPECIFICATIONS

User Memory 16K-256K bytes*	Display Screen High-resolution* 80 characters x 25 lines Upper and lower case Green phosphor screen*	Permanent Memory (ROM) 40K bytes*
Microprocessor 16-bit, 8088*	Color/Graphics <i>Text mode:</i> 16 colors*	Color/Graphics <i>Text mode:</i> 16 colors*
Auxiliary Memory 2 optional internal diskette drives, 5¼", 160K bytes per diskette	Operating Systems DOS, UCSD p-System, CP/M-86†	256 characters and symbols in ROM*
Keyboard 83 keys, 6 ft. cord attaches to system unit*	Languages BASIC, Pascal, FORTRAN, MACRO Assembler, COBOL	<i>Graphics mode:</i> 4-color resolution: 320h x 200v.* Black & white resolution: 640h x 200v.*
10 function keys* 10-key numeric pad Tactile feedback*	Printer Bidirectional* 80 characters/second 12 character styles, up to 132 characters/line* 9 x 9 character matrix*	Simultaneous graphics & text capability*
Diagnostics Power-on self testing* Parity checking*	Communications RS-232-C interface Asynchronous (start/stop) protocol Up to 9600 bits per second	
*ADVANCED FEATURES FOR PERSONAL COMPUTERS		

And an expanding library of software programs that meet IBM's demanding specifications.

Programs for business. Education. The lab and the home. Programs that make the IBM Personal Computer *your* tool for modern times.

See for yourself.

The quality, power and performance of the IBM Personal Computer are what you'd expect from IBM. The price isn't.

So stop in and take a look.

Visit an authorized IBM Personal Computer dealer. For a store near you, (or for information from IBM about quantity purchases) call (800) 447-4700.

In Illinois, (800) 322-4400. In Alaska or Hawaii, (800) 447-0890.



The IBM Personal Computer A tool for modern times

Popular Electronics

WORLD'S LARGEST-SELLING ELECTRONICS MAGAZINE

**WHY K40
BECAME THE
LARGEST
SELLING
CB ANTENNA
IN JUST
ONE YEAR!**

Because

K40

**OFFERS A
MONEY BACK**

DOUBLE GUARANTEE

- TRANSMITS FARTHER
- RECEIVES CLEARER

**...THAN ANY ANTENNA
IT REPLACES!**



**AN AMERICAN MADE PRODUCT
FROM AN AMERICAN COMPANY.**

Call your local CB Dealer



For a FREE demo!

AMERICAN ANTENNA
© Copyright 1979 American Antenna Elgin, Illinois

CIRCLE NO. 8 ON FREE INFORMATION CARD

Feature Articles

PE COMPARES NEW HANDHELD COMPUTERS/Forrest M. Mims	38
<i>Results of "hands on" experience with Sharp, Quasar, and H-P handhelds.</i>	
ENGLISH BROADCASTS AUDIBLE IN NORTH AMERICA/Glenn Hauser	85

Construction Articles

SIMPLE AUDIO GATE EXPANDS DYNAMIC RANGE/John H. Davis	49
<i>Obtain effective noise reduction with inexpensive circuit.</i>	
4-TRACE CONVERTER FOR OSCILLOSCOPES/Jim Morgan	57
<i>Convert your single-trace instrument into a multi-channel oscilloscope.</i>	
PROGRAMMING EPROMS WITH A SMALL COMPUTER/J.Doolittle and S. Tkalcovic	61
<i>Expand your digital design work with a modest-cost peripheral.</i>	
BUILD A TOUCH-CONTROLLED SOLID-STATE SWITCH/Ken Raich	66
<i>Device can be used for TTL or MOS.</i>	
CHECK YOUR SWR ... WHILE YOU TALK/Paul Danzer	69
<i>Measure SWR without interrupting SSB transmission or recalibrating.</i>	

Equipment Reviews

SHURE MODEL V15 TYPE V PHONO CARTRIDGE	17
SANYO MODEL 91C85 19" COLOR TV RECEIVER	20
SYSTEMS GROUP MODEL 2829 MICROCOMPUTER	28
FOX MODEL BMP-10/60 SCANNER RECEIVER	67

Columns

ENTERTAINMENT ELECTRONICS/Len Feldman	14
<i>The AM Stereo Situation.</i>	
SOLID-STATE DEVELOPMENTS/Forrest M. Mims	73
<i>New Piezoelectric Products.</i>	
COMPUTER BITS/Carl Warren	75
<i>Add-ins and Add-ons Increase System Performance.</i>	
COMPUTER SOURCES/Leslie Solomon	78
PROGRAMMER'S NOTEBOOK/Jim Keogh	79
<i>Keeping Time.</i>	
EXPERIMENTER'S CORNER/Forrest M. Mims	82
<i>Experimenting with Piezoelectric Devices.</i>	
<i>Part 1. Microphones, Pushbuttons, and Ceramic Filters.</i>	
PROJECT OF THE MONTH/Forrest M. Mims	90
<i>A Fully Adjustable Pulse Generator.</i>	

Departments

EDITORIAL/Art Salsberg	4
<i>Down With QWERTY.</i>	
LETTERS	6
OUT OF TUNE	6
NEW PRODUCTS	8
ADVERTISER'S INDEX	89
PERSONAL ELECTRONIC NEWS	108

COVER GRAPHICS BY JACK WARD COLOR SERVICES INC.

COPYRIGHT © 1982 BY ZIFF-DAVIS PUBLISHING COMPANY. All rights reserved. Popular Electronics (ISSN 0032-4485) July 1982, Volume 20, Number 7. Published monthly by Ziff-Davis Publishing Co., at One Park Ave., New York, NY 10016. Richard P. Frieze, President; Selwyn Taubman, Treasurer; Bertram A. Abrams, Secretary. One year subscription rate for U.S. and Possessions, \$15.00; Canada, \$20.00; all other countries, \$23.00 (cash orders only, payable in U.S. currency). Second Class Postage Paid at New York, N.Y. 10016 and at additional mailing offices. Authorized as second class mail by the Post Office Dept., Ottawa, Canada, and for payment of postage in cash. POPULAR ELECTRONICS including ELECTRONICS WORLD, Trade Mark Registered. Indexed in the Reader's Guide to Periodical Literature. Ziff-Davis also publishes Boating, Car and Driver, Cycle, Flying, Popular Photography, Skiing, Stereo Review, Electronic Experimenter's Handbook, and Tape Recording & Buying Guide. **POSTMASTER:** Send address changes to POPULAR ELECTRONICS, Circulation Dept. P.O. Box 2774, Boulder, CO 80302. Please allow at least eight weeks for change of address, enclosing, if possible, an address label from a recent issue. **Permissions.** Material in this publication may not be reproduced in any form without permission. Requests for permission should be directed to John Babcock, Rights and Permissions, Ziff-Davis Publishing Co., One Park Ave., New York, NY 10016.

Someday, in the comfort of your home, you'll be able to shop and bank electronically, read instantly updated newswires, analyze the performance of a stock that interests you, send electronic mail across the country, then play Bridge with three strangers in LA, Chicago and Dallas.



Welcome to someday.

Someday is today with the CompuServe Information Service. CompuServe is available through a local phone call in most major U.S. cities. It connects almost any brand or type of personal computer or terminal with our big mainframe computers and data bases. All you need to get started is an inexpensive telephone coupler and easy-to-use software.

CompuServe's basic service costs only \$5.00 per hour, billed in minute increments to your charge card.

The CompuServe Information Service is available at many computer stores across the country. Check with your favorite computer center or contact CompuServe.

Welcome to someday.

CompuServe

Information Service Division, 5000 Arlington Centre Blvd.
Columbus, Ohio 43220 (614) 457-8650

An H&R Block Company

CIRCLE NO. 13 ON FREE INFORMATION CARD



EDITORIAL

Down With QWERTY

I'm a fairly fast touch-typist. But, then, my motivation for achieving this status was stronger than for most people: "Type more than 40 words-per-minute after deducting for errors and you'll go to EUCOM (European Command); otherwise, it's likely to be FECOM (Far East Command during the Korean War)." The typewriter system I learned in the U.S. Army was developed when Abraham Lincoln was President of the United States. By the turn of the century, this QWERTY keyboard (named for the sequence of the first six characters on the first line of a typewriter's letter keys) was entrenched in our society. It's omnipresent today.

This strange placement of keys was developed to overcome mechanical difficulties. The inventor, Christopher Sholes, placed the most-often-used letters as far apart as possible to prevent jamming of keys as each key arm moved toward one central ribbon-striking opening. Notwithstanding this design, super-speed typists still encounter an occasional jamming problem with a conventional keyboard mechanism. This problem was eliminated by use of a typewriter font ball made popu-

lar by IBM. Now manual-input keyboards have evolved into non-ribbon electrical types for use with computers. These are the wiping-contact and capacitance-change designs that don't use moving parts to strike a ribbon; output is displayed on a video screen, while hard copy is produced on a printer without a keyboard through impulses fed to it by electrical signals from a computer.

Without moving parts to jam, why do we need the QWERTY system, whose random placement of letters invites inefficient finger motions as they stroke the keys? Clearly, we do not! Not if we want information input to be speeded up, that is, as the high-speed computer age envelops us.

Other typing systems have been examined for generations now, with at least one, the Dvorak or DSK keyboard, deemed to significantly improve typing speed and reduce fatigue. The DSK system places vowels (A, E, I, O, U) as the leading consecutively placed keys. A more recent keyboard development uses a wipe-activated design in which a "wand" is employed instead of fingers. Here, letters are arranged so that some of them form

commonly used words. For example, A N D letters are sequential, as are W I T H E, which form five words.

Whichever system is finally adopted to replace the archaic QWERTY, we had better move toward it with dispatch. If we don't, the full impact of having computers and peripheral equipment that operate at lightning speed will be wasted owing to slow manual inputting. For those of you who might counter this urgent need by pointing out the development of voice-recognition equipment, I say, don't bet on it within the next generation or two for widespread use with all the words in a dictionary.

Popular Electronics

JOE MESICS
Publisher

ARTHUR P. SALSBERG
Editorial Director

DONALD MENNIE
Executive Editor

LESLIE SOLOMON
Technical Director

JOHN R. RIGGS
Managing Editor

EDWARD I. BUXBAUM
Art Director

JOSEPH DESPOSITO
Technical Editor

DAVID M. WEBER
Features Editor

ANDRE DUZANT
Technical Illustrator

CARMEN ROBLES
Production Editor

JEFF NEWMAN
Editorial Assistant

Contributing Editors:
Walter Buchsbaum,

Len Feldman, Glenn Hauser, Julian Hirsch
Jim Keogh, Forrest Mims, Carl Warren

MARIE MAESTRI
Executive Assistant

Editorial and Executive Offices
One Park Avenue
New York, New York 10016
212 725-3500

Publisher
Joe E. Mesics
212 725-3568

New York Office
Advertising Director:
Richard Govatski 212 725-7460

Sales:
Tom Ballou 212 725-3578
Ken Lipka 212 725-3580

Midwestern Office
Suite 1400, 180 N. Michigan Ave.,
Chicago, IL 60601 312 346-2600
Sales: Ted Welch

Western Representative
Norman S. Schindler & Associates, Inc.
7050 Owensmouth Ave., #209
Canoga Park, CA 91303 213 999-1414
Sales: Norm Schindler

Representation in Japan
J.S. Yagi
Iwai Trading Co., Ltd.
603 Ginza Sky Heights Bldg.
18-13, Ginza 7-Chome
Tokyo, Japan 104

Ziff-Davis Publishing Company

Richard P. Friese President
Albert S. Traina President, Consumer Magazine Division

Furman Hebb Executive Vice President
Phillip T. Heffernan Senior Vice Presidents

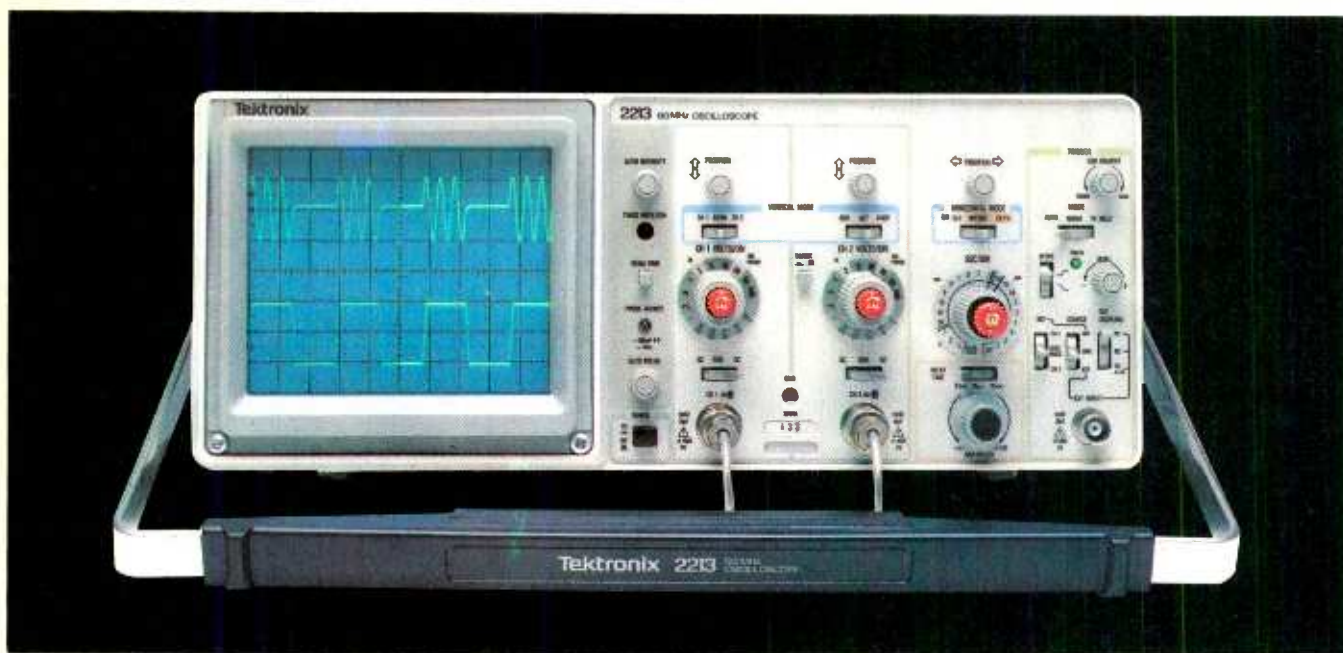
Sidney Holtz
Edward D. Muhlfeld
Philip Sine Vice Presidents

Robert Bavier
Baird Davis
George Morrissey Treasurer
Selwyn Taubman Secretary
Bertram A. Abrams

Editorial correspondence: POPULAR ELECTRONICS, 1 Park Ave., New York, NY 10016. Editorial contributions must be accompanied by return postage and will be handled with reasonable care; however, publisher assumes no responsibility for return or safety of manuscripts, art work, or models submitted.

The publisher has no knowledge of any proprietary rights which will be violated by the making or using of any items disclosed in this issue.





The \$1100 scope. Only Tektronix could make so much performance so affordable!

The 60 MHz Tek 2213 and 2215 introduce a scope design so radically different, it delivers full-range performance at prices well below what was ever possible before.

Not surprisingly, it is from Tektronix, the world's largest and most respected scope manufacturer, and a legend for instrument reliability and value.

Design for the 2213 (\$1100) and dual time base 2215 (just \$1400) includes some 65% fewer mechanical parts. Fewer circuit boards. Fewer electrical connectors and cabling. Result: a lower purchase price for you plus far greater reliability.

Performance is pure Tektronix: there's the

bandwidth for digital and high-speed analog circuits. The sensitivity for low signal measurements. The sweep speeds for fast logic families. A complete trigger system for digital, analog or video waveforms. And, with the 2215, you get fully calibrated delayed sweep for fast accurate timing measurements. New high-performance 10X Tektronix probes are included!

2213/2215 PERFORMANCE DATA

Bandwidth: Two channels, dc—60 MHz from 10 V/div to 20 mV/div. (50 MHz from 2 mV/div to 10 mV/div).

Sweep speeds: Sweeps from 0.5 s to 50 ns (to 5 ns/div with X10 mag).

Sensitivity: Scale factors from 100 V/div (10X probe)

to 2 mV/div (1X probe). Accurate to $\pm 3\%$. Ac or dc coupling.

Delayed sweep measurements: 2213: standard sweep, intensified after delay, and delayed. 2215: A only, B only, or A and B alternately with A intensified by B.

Complete trigger system: Modes include TV field, normal, vertical mode, and automatic; internal, external, and line sources; variable holdoff; separate B sweep trigger on 2215.

Probes: High performance, positive attachment, 10-14 pF and 60 MHz at the probe tip.

The price: Just \$1100 for the 2213 and \$1400 for the dual time base 2215*. Order direct from the

Tektronix National Marketing Center, your hotline for the 2200 Series and all Tektronix accessories.

Phones are staffed by sales engineers who can answer your technical questions.

Your direct order includes a 15-day return policy and full Tektronix warranty. Call today. You can't buy a more advanced scope for less.

**ORDER TOLL FREE
800-547-1845**

Ask for Department D0226
(In Oregon, Alaska and Hawaii: 1-503-627-5402 collect.) Lines are open from 8 am EST to 5 pm PST.

*Prices FO B Beaverton, OR

Put your ideas in our box.

Meet the Idea Box. The shortest distance between idea and working prototype or one-of-a-kind instrument.



It's a great time-saver! You design the circuit, we provide the power supplies... assembled and tested... and the right case to house it all.

The Idea Box comes complete with three highly regulated low-ripple power supplies (fixed 5VDC @ 1A; + and -15VDC, variable, @0.5A). Plus your choice of a solderless breadboard; a pre-etched, pre-drilled PCB which emulates the hole connection of the solderless breadboard's pattern; or a blank foil board you can use for existing PCB designs. All,

housed in our attractive, high-impact case (4"H x 10"W x 7"D), complete with aluminum front panel and hardware. Priced from just \$149.95*.

The Idea Box has the capacity for big ideas as well as small ones. You can stack any of the three circuit cards, in any combination.

So, before you tackle your next project, get a head start with a little help from us: have an Idea Box on hand. After all, good ideas shouldn't be kept waiting.



GLOBAL SPECIALTIES CORPORATION

70 Fulton Terr. New Haven, CT 06509 (203) 624-3103, TWX 710-465-1227
OTHER OFFICES: San Francisco (415) 648-0611, TWX 910-372-7992 Europe: Phone Saffron-Walden 0799-21682, TLX 817477
Canada: Len Finkler Ltd., Downsview, Ontario

Call toll-free for details **1-800-243-6077**
During business hours

*Suggested U.S. resale. Prices, specifications subject to change without notice.
© Copyright 1981 Global Specialties Corporation.

CIRCLE NO. 21 ON FREE INFORMATION CARD

LETTERS

Waveform Credit

The sidebar on digital storage that accompanied "Add Waveform Storage to Your Oscilloscope" in the April 1982 issue has some information that appears in the Tektronix "The Digital Storage Oscilloscope" primer. It was not credited as such, however.—*Pam Edstrom, Public Relations Supervisor, Tektronix, Inc., Beaverton, OR.*

Thanks for calling the oversight to our attention. Credit for using some information from this fine primer is herewith issued.—*Ed.*

Fantastic Help

Your magazine is really *fantastic* in the help it gives me in applying electronics to my computer hobby. I really appreciate articles like the one on the r-f modulator in the February issue ("One-Chip R-F Modulator for Crisp Color Signals").—*H.R. Brown, Spirit River, Alberta, Can.*

Lower-Case on Model III

Your review of the Radio Shack TRS-80 Model III Computer was very interesting but one point should be clarified. The author stated that lower case letters could not be directly accessed in Scripsit. This is easily done using Control-Shift. I have been using this word-processing program for reports, spec drawings, and correspondence and it meets all my needs with ease and style.—*W. Barbier, Hazelwood, MO.*

With regard to the availability of lower-case with the Scripsit program on the TRS-80 Model III, I use the "barebones" Scripsit and find that "shift-O" gets me into lower case and back with no difficulty.—*A. Kohlber, Jr., New Carrollton, MD.*

Out of Tune

In "Digital Automotive Tune-Up Meter" (May 1982), in Fig. 4, the C9 shown in the upper part of Fig. 4 should be C1. It is shown on both sides of the board because it can be mounted on either side, depending on its size. In the same article, the plug marked ACC on the front panel and shown in the photo, is not used in this project.

In "Experimenting with Fiber Optics" (May 1982), in Fig. 2, the emitters of the two output transistors should be connected together to ground and the collector of the bottom transistor should go to R1, not to ground.

In "Build a Synchronous Detector for AM Radio" (April 1982), in Fig. 4, pin 3 of IC8 should be connected to pin 11 of IC2 not pin 10.

POPULAR ELECTRONICS

Build your own computer for \$79.95



The Sinclair ZX81 personal computer kit

Imagine building your own computer for only \$79.95!

That's exactly what you can do with the ZX81 kit. It comes with all the parts you need and complete diagrams and instructions for putting it together. All you have to supply is soldering iron, solder, and a screwdriver. Plus, of course, a little bit of work.

But you get a lot more than several hours of kit-building fun. You also get a surprisingly powerful personal computer. The ZX81 hooks up to any TV for a 32-character by 24-line display (we provide the connecting cables). You can also use a standard cassette recorder to store your programs (again, we provide the cables).

Most important, you get a BASIC programming language that's powerful enough to challenge and interest the most experienced programmers. The ZX81 can handle multidimensional string and numerical arrays. It has full mathematical functions accurate to eight decimal places. Single-key entry for every command. Syntax error detection, debugging codes, and easy editing. Plus features that are ideal for creating games, such as 20 graphic symbols, continuous

display, and random number generator.

The ZX81 can be expanded too. You can increase the memory from 1K to 16K with our Memory Module for \$49.95. And you get a comprehensive manual that completely documents the capabilities of the ZX81, and teaches programming from the ground up.

In short, you get all the features that have made the Sinclair ZX81 the fastest selling personal computer in the world. And you get the satisfaction and fun of building it yourself.

A few years ago, this kind of computer power was simply unavailable to the individual. Even today, most personal computers are too expensive to buy for personal use.

But the ZX81 kit can be yours for only \$79.95. Take advantage of this unique offer today. To order, send the coupon along with a check or money order. Or for faster delivery, call our toll-free number and use your MasterCard or VISA.

To order call toll free: 800-543-3000. Ask for operator #509. In Ohio call: 800-582-1364; in Canada call: 513-729-4300. Ask for operator #509. Phones open 24 hours a day, 7 days a week. Have your

MasterCard or VISA ready.

These numbers are for orders only. If you just want information, please write: Sinclair Research Ltd., 2 Sinclair Plaza, Nashua, NH 03061.

AD CODE 07PE	MAIL TO: Sinclair Research Ltd., One Sinclair Plaza, Nashua, NH 03061.		
	PRICE*	QTY.	AMOUNT
ZX81 Kit	\$79.95		
16K Memory Module	\$49.95		
Shipping and Handling	\$4.95		\$4.95
*U.S. dollars	TOTAL		
Name _____			
Address _____			
City _____		State _____	Zip _____

Sinclair technology is also available in Times/Sinclair computers under a license from Sinclair Research Ltd.

sinclair

NEW PRODUCTS

Additional information on new products covered in this section is available from the manufacturers. Either circle the item's code number on the Free Information Card or write to the manufacturer at the address given.

Microprocessor-Controlled FM Tuner



The only controls on the front panel of the FM4, the new digital display FM tuner from Quad Electroacoustics, are eight push-buttons to store and recall stations in memory, a power switch, and a tuning knob. A microprocessor controls all other functions. Once the appropriate preset button is pushed, the microprocessor recalls the required station from memory and automatically adjusts muting and afc. In addition, a bar-graph indicator simultaneously displays signal strength and center tune for the most accurate reception. Specifications include a signal-to-noise ratio of 70 dB (stereo); selectivity, 53 dB; sensitivity (50-dB quieting), 2.7 μ V mono; capture ratio, 2.5 dB; and output at 30% modulation, 100 mV. \$625.

CIRCLE NO. 86 ON FREE INFORMATION CARD

Daisy Wheel Printer



The Model TP-1 from Smith-Corona is a microprocessor-controlled daisy wheel printer that is reported to deliver letter-quality printout at a speed of 144 WPM. It can be used with word processors, personal computers, and small business systems. There are few controls on the TP-1, and its drop-in ribbon cassettes are said to be easy to load and replace. The printer is available with either a parallel or serial data interface and offers an 88-character ASCII set in 10 and 12 character/inch (cpi) versions. The 10-cpi

model prints a 105-character line, and the 12-cpi expands the line length to 126 characters. Printing output is unidirectional; paper feed is frictional in single sheets or forms. The print impression is operator-selectable at five levels of striking force. \$895.

CIRCLE NO. 87 ON FREE INFORMATION CARD

Dual-Output Power 2-Supply



A new power supply, the Model 1652, has been announced by B&K-Precision. It features two variable outputs, each with a rated potential from 0 to 25 V and a current selectable from 0 to 1.5 A. Both outputs can be operated independently of one another or in a tracking mode. In the latter, the B output can be preset to any percentage of the A supply voltage. When the A output is varied, the B output will vary accordingly. The unit is also reported to offer a switching preregulator that reduces internal heat dissipation—permitting operation at full rated output in an environment up to 40°C (104°F). Either supply can be connected with a plus or minus polarity; and either can be floated to an external voltage or connected to a chassis or earth ground. For high voltage or current requirements, the A and B supplies can be connected in series or parallel (with balancing resistors). \$465.

CIRCLE NO. 88 ON FREE INFORMATION CARD

Portable VCR



The Panasonic Model PV-5500 video cassette recorder's portable section weighs just over eight lb (with battery) and measures approximately 4" x 9" x 10". Controls include AUDIO DUB and camera remote ON/OFF. The unit can also be activated by a 16-function wireless remote control that directs POWER ON/OFF, CHANNEL UP/DOWN, TV/VCR selection, TAPE SEARCH, STOP,

PLAY, RECORD, FAST FORWARD, REWIND, PAUSE/STILL, FRAME ADVANCE, and variable slow motion from 1/4 to 1/30 speed. Its tuner/timer section can be set to record four programs over a two-week period, giving the unit an eight-hour recording capability with the longest-playing VHS tapes. The programmable timer offers 105 channels: 12 vhf, 70 uhf, 9 midband, and 14 superband. It can also record CATV with an optional cable adapter. The LCD indicator shows approximate battery time remaining and functions as a tape counter that retains memory for up to several hours when power is cut off. Audio and video jacks are provided for connection with another VCR. \$1350.

CIRCLE NO. 89 ON FREE INFORMATION CARD

Printer Buffer



A 64K printer buffer said to be compatible with all popular microcomputers and parallel printers has been announced by Quadram Corporation. Called MicroFazer, the parallel-in/parallel-out data buffer uses standard Centronics signals and can receive data at rates to 4000 cps. The data is then transferred to the printer as rapidly as the printer can handle it. Power can be drawn either from the printer or from a separate 9-V, 500-mA supply. Standard calculator or battery chargers can also be used. \$299.

CIRCLE NO. 90 ON FREE INFORMATION CARD

Alpine Car Stereo



The Model 7146 Bi-Level ETR/PLL is Alpine's in-dash car AM/FM stereo/cassette receiver with electronic digital display. It has light-touch ten-station preset, Dolby NR, auto mute, auto seek, a memory function, separate controls for bass and treble, preamp fader, metal tape capability, a local/DX select, engine noise suppressor, automatic cassette reverse, ignition key-off eject, and loudness contour. Specifications are: frequency response with metal tape, 40 to 16,000 Hz \pm 3 dB; wow and flutter, 0.1% (Wrms); tape S/N with Dolby, 65 dB; and FM sensitivity, 16.3 dBf/1.8 μ V (75 ohms). It measures 7" W x 2" H x 5" D. \$500.

CIRCLE NO. 91 ON FREE INFORMATION CARD

Scanner Converter

A converter that is reported to allow complete coverage of the 225-400-MHz mili-

Explore the excellence of your ZX81 with a

MEMOPAK

MEMOPAK

MEMOPAK

MEMOPAK

MEMOPAK



MEMOPAK 64k memory extension for \$179.95

Give your diminishing memory more byte.

MEMOPAK 64K RAM \$179.95

The Sinclair ZX81 has revolutionized home computing. The MEMOPAK 64K RAM extends the memory of ZX81 by a further 56K to a full 64K. It is neither switched nor paged and is Directly Addressable. The unit is user transparent and accepts such basic commands as 10 DIM A (9000). It plugs directly into the back of ZX81 and does not inhibit the use of the printer or other add-on units. There is no need for an additional power supply or leads.

Description of memory

0-8K . . . Sinclair ROM

8-16K . . . This section of memory switches in or out in 4K blocks to leave space for memory mapping, holds its contents during cassette loads, allows communication between programs, and can be used to run assembly language routines.

16-32K . . . This area can be used for basic programs and assembly language routines.

32-64K . . . 32K of RAM memory for basic variables and large arrays. With the MEMOPAK 64K extension the ZX81 is transformed into a powerful computer, suitable for business, leisure and educational use, at a fraction of the cost of comparable systems.

MEMOPAK 16K RAM \$79.95

With the addition of MEMOPAK 16K, your ZX81 will have a full 16K of Directly Addressable RAM. It is neither switched nor paged and enables you to execute longer and more sophisticated programs and to hold an extended data base.

The 16K and 64K Memopaks come in attractive, custom-designed and engineered cases which fit snugly on to the back of the ZX81 giving a firm connection.

Free service on your MEMOPAK

Within the first six months, should anything go wrong with your MEMOPAK, return it to us and we will repair or replace it free of charge.

Try MEMOPAK with no obligation

You can use our MEMOPAK in your home without obligation. After 10 days if you are not completely satisfied, simply return it for a full refund.

Coming soon

A complete range of ZX81 plug-in peripherals:

- MEMOTECH Hi-Res Graphics
- MEMOTECH Digitising Tablets
- RS232 Interface
- Centronic Interface and
- Software Drivers

All these products are designed to fit "piggy-back" fashion on to each other and use the ZX81 power supply.

Further information forthcoming.

Memotech Corp. 7550 W. Yale Ave. Suite 220 Denver, Colo. 80227

Yes! I would like to try the Memopak. I understand that if I'm not completely satisfied, I can return it in 10 days for a full refund.

	Price †	Qty.	Amount
<input type="checkbox"/> Check	Memopak 64k RAM	\$ 179.95	
<input type="checkbox"/> Visa	Memopak 16k RAM	\$ 79.95	
<input type="checkbox"/> MC	Shipping and Handling	\$ 4.95	\$ 4.95
Total			

Act. No. Exp. † U.S. Dollars

Name

Street

City State Zip

PE07

MEMOTECH

Memory Extension Specialists

Memotech Corporation
7550 West Yale Ave., Suite 220
Denver, Colorado 80227
Ph. (303) 986-0016

CIRCLE NO. 30 ON FREE INFORMATION CARD

tary/federal aircraft band has been announced by Grove Enterprises. Called the



Scanverter, it is used in conjunction with a standard aircraft-band scanner and is said to permit eavesdropping on such interesting communications as Tac-air war games, Coast Guard search and rescue missions, military satellites, and space shuttle radio links to earth. A Grove development called "bandstacking" is claimed to compress the entire uhf aircraft band (175 MHz wide) into the 118-136-MHz range tunable on a standard aircraft scanner. Additional tuning and adjustments are said to be unnecessary. Other features include an all-metal cabinet for shielding, an 11-pole filter for suppression of out-of-band interference, and a frequency-conversion chart printed on the cabinet. The unit is powered by 12 V dc. \$100. Address: Grove Enterprises, Brasstown, NC 28902.

Automatic-Tape-Adjusting Cassette Deck




The AD-3800 is Aiwa's new top-of-the-line cassette deck featuring its microprocessor-controlled Digital Automatic Tape Adaptation (D.A.T.A.). This system is reported to automatically check playback output, adjust bias level, and optimize the Dolby B and C noise-reduction (all within 16 seconds) while retaining, if desired, the same setting for up to 24 hours. An Automatic Demagnetizing System (A.D.M.S.) degausses the heads. A dual-capstan tape transport is said to reduce wow and flutter to 0.025%; and direct-coupled circuitry in the recording amplifier permits signal linearity at levels up to 16 dB. Additional features include a digital electronic display for standard or real-time tape position indication, a memory function, IC logic controls with cue/review operation, switchable MPX filter, auto repeat, timer standby, and a three-color 16-LED per channel peak level display with hold. S/N is given as 75 dB with Dolby C; frequency range is 20 to 20,000 Hz. \$595.

CIRCLE NO. 92 ON FREE INFORMATION CARD

Winchesters for Micros

Percom Data Company is now offering 5¼" Winchester disk systems for a variety of per-

sonal microcomputers. Called the Percom Hard Disk (PHD), the system features a "smart" microprocessor controller and comes in 5M- and 10M-byte versions. The controller can handle up to four drives, providing 40M bytes of on-line storage capacity.



Backup can be from hard disk to hard disk, or from hard to floppy, with an optional floppy-disk controller. Standard configurations are available for the Apple II, Heath-Zenith 89, IBM Personal Computer, and the TRS-80 Model III. Direct interfacing is possible to the Model III; host system adapters are provided for the other computers mentioned. The PHD system also includes an RS-232-C port, for interfacing to any computer with a data terminal I/O channel. Full buffering permits the host computer to accept data as time allows. \$2495.

CIRCLE NO. 93 ON FREE INFORMATION CARD

Remote Control for Home Appliances




ECM's Centurian Home Management System is designed to remotely control home appliances via modules that work from ac outlets. The Centurian also offers modules for the control of thermostats and sprinkler water. The master control panel (which plugs into the ac line) has seven-day programmability, auto-snooze alarm clock, back-lit LCD with dimming-level indicator, and control of up to 274 different combinations of time and day when a given command is to be executed. An optional battery back-up takes over in the event of a power failure. The Centurian is said to be compatible with all Sears, Radio Shack, and BSR remote modules. \$250.

CIRCLE NO. 94 ON FREE INFORMATION CARD

Wire-Wrap Tester

The Model 120-113 continuity and voltage tester from Desco Industries is designed for use with powered or unpowered Wire-Wrap connections. It comes with standard 12-gauge sockets on each end. The sockets slip over the pins for positive contact without



disturbing pins adjacent to the ones being tested. The Model 120-113 is rated for powered connections up to 600 V. It uses its own batteries to test unpowered connections. \$23. Address: Desco Industries, Inc., 761 Penarth Ave., Walnut, CA 91789.

Desktop Business Computer



Casio announces availability of its new FX-9000P personal computer. Its keyboard and CRT are built into a single housing that is about the size of an electronic typewriter. The computer features 4K slot-in CMOS RAM packs that can store programs for up to three years for easy retrieval. Expansion is to 32K bytes. The 67 keys comprising the keyboard include a calculator section with a capability to compute built-in standard deviation, linear regression, correlation coefficients, and other mathematical functions commonly used in business and scientific analysis. A graphic display can be used to plot these functions; hard copies may be made with an optional graphics printer. The language of the FX-9000P is CASIO BASIC. \$1,200.

CIRCLE NO. 95 ON FREE INFORMATION CARD

Bass Enhancer



Radio Shack is offering a stereo-system accessory that is claimed to improve low-end response of any speaker, while also rejecting potentially damaging subsonic signals. Called the Bass Enhancer/Subsonic Filter (Model 42-2106), it uses a slide-control 40-160-Hz center frequency adjustment to help match its performance to characteristics of a



THE QUASAR HHC TAKES COMPUTERS WHERE THEY'VE NEVER BEEN BEFORE.

Your Personal, Portable Database.

There were places you couldn't take a computer, or use one. Not any more. The Quasar HHC gives you the power of a computer anywhere you go. Planes, cars and boats, vacations, or wherever you may want to use it. The HHC can be your constant companion. So whatever data files or information you may need or want are always right at hand.

The Quasar HHC gives you the full power of a 6502 microprocessor. Programming in Microsoft


Basic or the FORTH-like SNAP. And personal features like file creation, a calculator, and a real-time clock/secretary you can program to display reminder messages.

File data can be passed from one HHC to another or back and forth between an HHC and another computer. Just connect both computers through the HHC RS-232C interface, or transmit/receive over telephone

lines with the HHC acoustic coupler.

There's never been a computer like the Quasar HHC. And never a better way to make you more effective.

For information on the Quasar HHC Hand-Held Computer, including how to become a dealer or distributor, write on your letterhead to Quasar Group Director HHC.



Quasar[®]
One Great Idea After Another

SYSTEM HOUSE/OEM

American Medical Instruments
Albany, CA
415-525-1113

Impact Technologies Group, Inc.
Salisbury, NC
704-637-6183

Insta-Data Systems, Inc.
Westlake, CA
213-707-0776

Pentagon Industries, Inc.
Chicago, IL
312-867-9200

Systems
Dunedin, FL
813-736-5154

Systems 7, Inc.
Houston, TX
713-468-4394

DISTRIBUTORS

Internet Corporation
San Francisco, CA
415-781-4507

RPC Electronics
Pittsburgh, PA
412-782-3770

Straitline Marketing Inc.
New York, NY
212-445-4225



QUASAR COMPANY, Division of Matsushita Electric Corporation of America, 9401 West Grand Avenue, Franklin Park, Ill 60131 (312) 451-1200

CIRCLE NO. 50 ON FREE INFORMATION CARD


www.americanradiohistory.com

We Beat All Prices!



HEWLETT
PACKARD

HP-85
OR
HP-125
CP/M based.
\$1979
Your Choice



NEW HP-87... \$1889

5 1/4" DUAL MASTER DISK DRIVE... CALL
HP-7470 PLOTTER... \$1245
5 MEG. WINCHESTER HARD DISK... \$3599
5 MEG. WIN. W/5 1/4" DD SD FLOPPY... \$4399

APPLE II PLUS, 48K... CALL
APPLE III... CALL
TI 99/4... \$364
COMMODORE VIC-20... \$255
NEC PC-8001A, 32K... \$989
XEROX 820 5 1/4" DISK DRIVES... \$2489
XEROX 820 8" DISK DRIVES... \$3095

TI CALCULATORS

TI-55 II... \$36
TIP-BUSINESS ANALYSIS II... \$36
TIP-58C... \$79
TIP-59... \$169
TIP-P-100C... \$149

HP-41CV
w/ Five times
more memory

Built In
List. \$325
\$237



\$189
HP-41C
list, \$250

NOW IN
STOCK

HP-41CV PRINTER... \$289
HP-41CV OPTICAL WAND... \$99
HP-41CV CARD READER... \$168
HP-821060A HP-IL MODULE... \$99
HP-82161A DIGITAL CASSETTE DRIVE... \$419
HP-82162A IL PRINTER... \$375
HP-41C/CV EXT. FUNC. MEM. MOD... \$62.75
HP-41C/CV EXTENDED MEM. MOD... \$62.75
HP-11C... \$107.95
HP-12C... \$119.95
HP-33C... \$74.95
HP-34C... \$117.95

ATARI® 800 **\$689**



NEW LOW PRICE
ATARI 400 **\$339**

ATARI 830 ACOUSTIC MODEM... \$145
ATARI 825 80 COL. IMPACT PRINT... \$565
ATARI 410 PROG. RECORDER... \$79
ATARI 810 DISK DRIVE... \$419

Personal (315)478-6800
PC Computer systems
All prices are subject to change without notice.
609 Butternut St.
P. O. Box 1073
Syracuse, N. Y. 13201
Prices do not include shipping.

CIRCLE NO. 39 ON FREE INFORMATION CARD


new products

given speaker system. A boost range of 0 to 12 dB (slide control) compensates for room acoustics and speaker inefficiencies. The subsonic filter rolls off frequencies below 20 Hz to eliminate the effects of low-frequency intermodulation distortion and acoustic feedback. Dimensions of the Bass Enhancer are 1 3/4" x 7" x 9 3/4". \$50.

CIRCLE NO. 96 ON FREE INFORMATION CARD



SWR Meter



The new M-827 from Palomar Engineers is designed to compute standing wave ratios automatically and display them on a light bar. SWR reading is claimed to be accurate regardless of input power level (which is also displayed on a light bar adjacent to the SWR display). The M-827 has a frequency range rated at 1 to 30 MHz and power range of 20, 200, and 2000 W. The SWR scale is 1 to 10, with logarithmic response. \$98.

CIRCLE NO. 97 ON FREE INFORMATION CARD

FM Stereo Signal Booster



The Finney Company has a new addition to its automobile FM Booster line, called the Stereo III. The device is intended for use with any auto AM/FM radio. When the Stereo III is in operation, a gain of 16 times the normal FM signal strength is said to be possible. This is especially useful in fringe areas; but even in strong signal areas, according to Finney, the receiving circuits will not overload. The unit has dual gain-control pushbuttons for local and fringe reception, an antenna trimmer, and dual LED ON indicators. The Stereo III is a one-piece unit designed to mount under the dash. \$40.

CIRCLE NO. 98 ON FREE INFORMATION CARD

DMM Temperature Probe

The Alpha Magnum Corp. Model TTF temperature probe is designed to work in conjunction with a digital multimeter. With a sensitivity range from -67°F to +302°F, the TTF is claimed to offer an accuracy of

±0.3°F and a calibration resolution of 0.1°F. Diameter of the water-resistant tip is 4.19 mm, and the length of the probe cable is 4'. Output is 1 mV/°F. Minimum DMM load impedance is 1 megohm; time constant for the readout, 1.2 s. Approximate life of the 9-V battery (included) is given as 300 hours. \$24.95. Address: Alpha Magnum Corp., 7555 Jurupa Ave., #D, Riverside, CA 92054.

Speaker/Amp for Portable Stereos



The new "Steppin' Out 3" Mura is designed to give the owners of personal-size stereo radios and tape players (all brands) the capability of playing them out loud. Designated Model HS-45, it has four speakers consisting of two 5" high-compliance woofers and two 1 1/2" aluminized-dome tweeters. Specifications are: 4 W continuous power output at 1 kHz; a frequency range of 80 to 24,000 Hz; 40 dB channel separation. Features include a LED "on" indicator bass/treble switch and dipole telescoping antenna. Measuring 18" x 8" x 3", and powered by eight "D" batteries, the unit comes with a 12-V dc adapter input jack, a one-foot audio connecting cable, and adjustable carrying strap with shoulder pad. \$80.

CIRCLE NO. 99 ON FREE INFORMATION CARD

Dual-Trace Scope

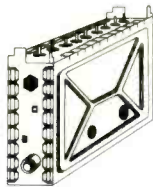
Hitachi's V-209 is a portable 20-MHz dual-trace oscilloscope with a 3 1/2" CRT. It has an internal rechargeable battery, a built-in circuit for TV sync separation, auto focus, and front-panel controls grouped into functionally related clusters. Vertical sensitivity is rated at 5 mV/div. to 5 V/div. in 10 calibrated steps, 1-2-5 sequence. A 5X magnification extends the maximum deflection rate to 1 mV/div. Calibrated sweep speeds extend from 0.5 μs/div. to 0.2 μs/div. in 18 steps, 1-2-5 sequence. Display modes are CH1, CH2 (Normal or Invert), Alternate, Chopped (250-kHz rate), and Added. The V-209 measures 8.5" W x 4.3" H x 13.8" D and weighs 10 lb. Two probes are included. \$995.

CIRCLE NO. 100 ON FREE INFORMATION CARD

7+11 SWD PARTS KITS

MITSUMI VARACTOR UHF TUNER Model UES-A56F **\$34.95**

Freq. Range UHF470 - 889MHz
Antenna Input 75 ohms
Channels 14-83 Output Channel 3



KIT NO	PART NO	DESCRIPTION	PRICE
1	VT1-SW	Varactor UHF Tuner, Model UES-A56F	\$34.95
2	CB1-SW	Printed Circuit Board, Pre-Drilled	18.95
3	TP7-SW	P.C.B. Potentiometers, 1-20K, 1-1K, and 5-10K ohms, 7-pieces	5.95
4	FR35-SW	Resistor Kit, 1/4 Watt, 5% Carbon Film, 32-pieces	4.95
5	PT1-SW	Power Transformer, PRI-117VAC, SEC-24VAC, 250ma	6.95
6	PP2-SW	Panel Mount Potentiometers and Knobs, 1-1KBT and 1-5KAT w/Switch	5.95
7	SS14-SW	IC's 7-pcs, Diodes 4-pcs, Regulators 2-pcs Heat Sink 1-piece	29.95
8	CE9-SW	Electrolytic Capacitor Kit, 9-pieces	5.95
9	CC33-SW	Ceramic Disk Capacitor Kit, 50 W.V., 33-pieces	7.95
10	CT-SW	Variable Ceramic Trimmer Capacitor Kit, 5-65pfd, 6-pieces	5.95
11	L4-SW	Coil Kit, 18mhs 2-pieces, 22µhs 1-piece (prewound inductors) and 1 T37-12 Ferrite Toroid Core with 3 ft. of #26 wire	5.00
12	ICS-SW	I.C. Sockets, Tin Inlay, 8-pin 5-pieces and 14-pin 2-pieces	1.95
13	SR-SW	Speaker, 4x6" Dual and Pre-punched Wood Enclosure	14.95
14	MISC-SW	Misc. Parts Kit Includes Hardware, (6/32, 8/32 Nuts, 6 Bolts), Hookup Wire, Ant. Terms, DPDT Ant. Switch, Fuse, Fuseholder, etc.	9.95
When Ordering All Items, (1 thru 14), Total Price			139.95

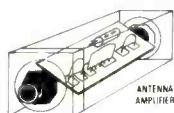
UHF ANTENNAS and ACCESSORIES

MDS-AMATEUR-ETV 32 ELEMENT YAGI ANTENNA



- NOT A KIT
- 1.9-2.5 GHz
- 38 1/2" LENGTH
- 23 dB AVERAGE GAIN
- DIE CAST WATERPROOF HOUSING WITH 4 1/2" x 2 1/2" AREA FOR ELECTRONICS
- COMMERCIAL GRADE
- INCLUDES MOUNTING HARDWARE

MAE-1 32 Element YAGI Antenna \$19.95



ZYZZX VHF-UHF WIDEBAND ANTENNA AMPLIFIER

MODEL ALL-1
50 MHz — 900 MHz
12 dB GAIN ± 0.5dB



**A Revolutionary New
One Stage HYBRID
IC Broadband Amplifier**

This unit is not available anywhere else in the world. One unit serves many purposes and is available in Kit or Assembled form. Ideal for outdoor or indoor use. I/O impedance is 75 ohms. Amplifier includes separate co-ax feed power supply. Easily assembled in 25 minutes. No coils, capacitors etc. to tune or adjust.

ALL-1 Complete Kit with power supply \$24.95
ALL-1 Wired and Tested with power supply \$34.95

Our New STVA 14.5 dB GAIN, 14 ELEMENT CORNER REFLECTOR YAGI ANTENNA



STVA-3 Yagi Antenna,
14.5 dB, 75 ohm, Chan. 60-68 \$16.95

STVA-4 Yagi Antenna,
14.5 dB, 75 ohm, Chan. 44-52 \$16.95

STVA-1 Yagi Antenna, 11.5 dB, 75 ohm, Chan. 42-54 \$9.95

RG-59/U 75 ohm Low Loss Coax Cable \$.12 p/ft
F-59 Coaxial Connectors, ea39
MT-1 Special UHF 75-300 ohm Matching Transformer, ea 1.45

Switch to Bambi!

Electronically

Bambi Electronic Video Switch ... makes switching of your VCR/VTR, Pay TV Decoders, Cable TV, Video Discs, Video Games, Closed Circuit TV, Antennae and Microcomputer as easy as pushing buttons.


The Bambi Electronic Video Switch is an electronic switching network which can accept up to six different sources of video signals and provide the flexibility of directing the inputs to any or all of the three outputs.

Now you can eliminate ... the drudgery of disconnecting and reconnecting your video equipment each time you use it ... the tangled mess of cables which are impossible to trace out ... not being able to use more than one function at a time.

Bambi lets you enjoy using your video equipment the way it should be ... electronically and on line at the push of a button.

Model
BEVS-1

\$129⁹⁵



Bambi's front panel was designed with the user in mind. Computer styled construction, with soft-touch keyboard (rated for over 10 million operations), arranged in matrix form allows easy input/output selection without referring to charts. Functions selected through the keyboard are immediately displayed on the 18 LED status indicators.


Check the quality of Bambi against that of much higher priced competition. All solid state electronic switching provides low attenuation (3dB), wide frequency response (40-890 MHz), and excellent isolation between signal sources (each I/O section individually shielded for 65dB min. isolation).

Bambi's Specifications:

- Input/Output Impedance 75 ohm
- Signal Loss 3dB ±1dB
- Noise 4dB ±1dB
- Input Return Loss 12dB min.
- Isolator 65dB min.
- Power Req. 117VAC 60 Hz, 2W
- Dimensions 10 1/2" W x 6 1/4" D x 3 1/4" H
- Weight 4 1/2 lbs

SWD-1 VIDEO CONVERTER

FOR CABLE TV



The SWD-1 Video Converter is utilized on cable TV systems to remove the KHz's signal from a distorted video (channel 3 in/out) and also pass thru the normal undistorted/detected audio signal. Rocker switch selects operating mode to remove KHz's distortion from the video or pass all other channels normally. Simple to assemble—less than 30 minutes. Pre-tuned. Input/output Channel 3, Impedance 75 ohms, 117VAC.

SWD-1 Video Converter Kit \$69.95

VTR ACCESSORIES

SIMPLE SIMON VIDEO STABILIZER



Simple Simon Video Stabilizer, Model VS-125, eliminates the vertical roll and jitter from "copy guard" video tapes when playing through large screen projectors or on another VTR. Simple to use, just adjust the lock control for a stable picture. Once the control is set, the tape will play all the way through without further adjustments. Includes 12V power supply.

VS-125 Video Stabilizer, wired \$54.95

SIMPLE SIMON VIDEO SWITCHING BOX



The Affordable Video Control Center

Excellent in isolation and no loss routing system. Simple Simons VSB-300 Video Switching Box enables you to bring a variety of video components together for easy viewing/dubbing. Also you gain the ability to record one channel while viewing another. Unit includes two F-type quick connector ended cables.

VSB-300 Video Switching Box, wired \$19.95

7+11 PWD PARTS KITS

INTRODUCING OUR 7+11 PWD PARTS KITS



KIT NO	PART NO	DESCRIPTION	PRICE
1	1VT1-PWD	Varactor UHF Tuner, Model UES-A56F	\$34.95
2	2CB1-PWD	Printed Circuit Board, Pre-drilled	18.95
3	3TP11-PWD	PCB Potentiometers 4-20K, 1-5K, 2-10K, 2-5K, 1-1K, and 1-50K (14 pieces)	8.95
4	4FR-31-PWD	Resistor Kit, 1/4W, 5%, 29-pcs, 1/2 W 2-pcs	4.95
5	5PT1-PWD	Power Transformer, PRI-117VAC, SEC-24VAC at 500ma	9.95
6	6PP2-PWD	Panel Mount Potentiometers and Knobs, 1-1KBT and 1-5KAT with switch	5.95
7	7SS17-PWD	IC's 7-pcs, Diodes 4-pcs, Regulators 2-pcs Transistors 2-pcs, Heat Sinks 2-pcs	29.95
8	8CE14-PWD	Electrolytic Capacitor Kit, 14-pieces	6.95
9	9CC20-PWD	Ceramic Disk Capacitor Kit, 50 WV, 20-pcs	7.95
10	10CT5-PWD	Variable Ceramic Trimmer Capacitor, 5-65pfd, 5-pieces	4.95
11	11L5-PWD	Coil Kit, 18mhs 3-pcs, 22µhs 1-piece (prewound inductors) and 2 T37-12 Ferrite Toroid cores with 6 ft. #26 wire	6.00
12	12ICS-PWD	IC Sockets, Tin Inlay, 8 pin 4-pcs, 14 pin 1-pc and 16 pin 2-pcs	2.95
13	13SR-PWD	Enclosure with PM Speaker and Pre-drilled Backpanel for mounting PCB and Ant. Terms	14.95
14	14MISC-PWD	Misc. Parts Kit. Includes Hardware, (6/32, 8/32 Nuts & Bolts), Hookup Wire, Solder, Ant. Terms DPDT Ant. Switch, Fuse, Fuseholder, etc.	9.95
15	15MC16-PWD	Nylar Capacitors, 14-pcs and Silver Mica Capacitors 2-pieces	7.95
When Ordering All Items, (1-15), Total Price			159.95

SIMPLE SIMON ELECTRONIC KITS,™ Inc.

Calif. Orders:
3871 S. Valley View, Suite 12
Dept. P
Las Vegas, Nevada 89103
Tel: (702) 322-5273

All Other Orders:
11850 S. Hawthorne Blvd.
Dept. P
Hawthorne, Calif. 90250
Tel: (213) 675-3347

Available by Mail Order Only
Send Check* or Money Order. Minimum Order: \$16.95. Add 10% Shipping and Handling on orders under \$40.00. For orders over \$40.00, add 5%. Minimum Shipping and Handling \$2.00. Cat. \$1.00 — VISA and Mastercard Acceptable — *Check orders will be held 30 days before shipping.

By Len Feldman

The AM Stereo Situation

AM STEREO, its proponents maintain, is an idea whose time is overdue. The increasing importance of the listening audience in automobiles has been the driving force behind broadcasters' efforts to bring to the AM band what FM listeners have enjoyed for years—stereo sound.

Most car audio systems include a tuner able to receive FM stereo; but in a moving vehicle this is not always as satisfying as it might be. FM transmission frequencies and low-gain, non-directional mobile antennas limit the range of satisfactory reception to between 20 and 50 miles, while signal reflections, causing distortion, are generally far more severe in a moving vehicle than in a living room. AM stations, by contrast, can be heard at great distances from the transmitter, and groundwave reception is not subject to the audible effects of multipath. (Skywave reception at night is another story.) No wonder, then, that by the mid-1970s, AM broadcasters were crying for stereo capability.

After five years of deliberation, a "false start" almost two years ago, and recent rumors that a single system for stereo AM transmission would be selected, the FCC surprised everyone by handing down what it calls a "market-place" decision. In fact, this is no decision at all, because it allows any AM broadcast station to transmit stereo programming using any one of *five* systems that have been under study for many years. To many, this non-decision is tantamount to sounding a death knell for stereo AM. Others say that, ultimately, a single system will be favored by the consumer.

It would be nice if a stereo AM receiver could be constructed to automatically detect which of the five broadcast sys-

tem it was receiving and then switch in appropriate decoder circuitry. Indeed, such a receiver may be possible some day, but this is almost certain to make its cost prohibitive. That's because the five systems which have been "approved" for trial by the FCC are mutually incompatible, in spite of some superficial similarities.

tems it was receiving and then switch in appropriate decoder circuitry. Indeed, such a receiver may be possible some day, but this is almost certain to make its cost prohibitive. That's because the five systems which have been "approved" for trial by the FCC are mutually incompatible, in spite of some superficial similarities.

Here is a brief description of each of the systems, gleaned from the FCC's Report and Order. A look at the associated

Frequency and Amplitude Modulation. The Belar system frequency-modulates the r-f carrier with a pre-emphasized, 400- μ s, (L - R) signal. The maximum frequency deviation of the carrier varies from 312.5 Hz at low frequencies to 6250 Hz at higher audio frequencies. The (L + R) signal amplitude-modulates the frequency-modulated r-f carrier. The Belar system is therefore called an AM-FM system. It also includes a pilot tone of 10 Hz (for automatic identifi-

cation or switching from mono to stereo at the receiver). A possible decoder circuit for the Belar system (Fig. 1) has r-f and i-f stages identical to those in a normal AM receiver. Output of the i-f amplifier is divided into two separate detection signal paths. One signal is applied to a conventional envelope detector, where the (L + R) signal is recovered. The other path applies the signal, after appropriate limiting, to an FM detector such as a discriminator. After detection and deemphasis, the recovered (L - R) signal matrixed with the (L + R) to yield separate left and right outputs.

Variable Phase and Gain. The Harris system modulates two carriers that are separated in phase by up to 90 degrees. They are referred to as the in-phase carrier and the quadrature carrier. The full (L + R) signal modulates the in-phase carrier while a reduced (L - R) signal modulates the quadrature carrier. The two modulated carriers are then combined into one signal whose phase and amplitude are used to modulate the phase and amplitude of the transmitted signal.

An equivalent way of describing the Harris system is to consider it as two car-

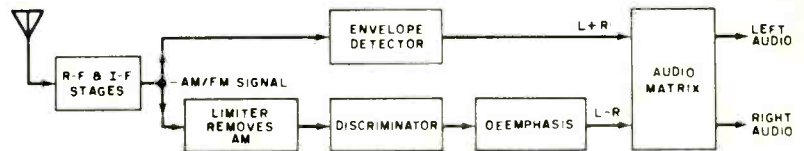


Fig. 1. Belar's system requires separate AM and FM detector circuits.

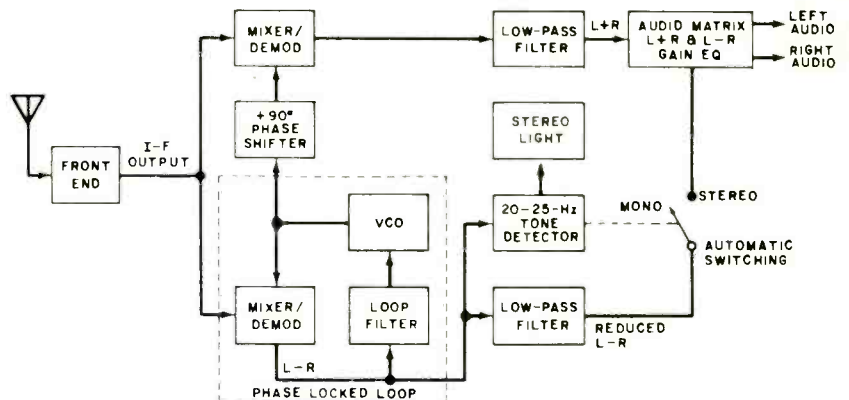


Fig. 2. Basic configuration of an early version of the Harris system.

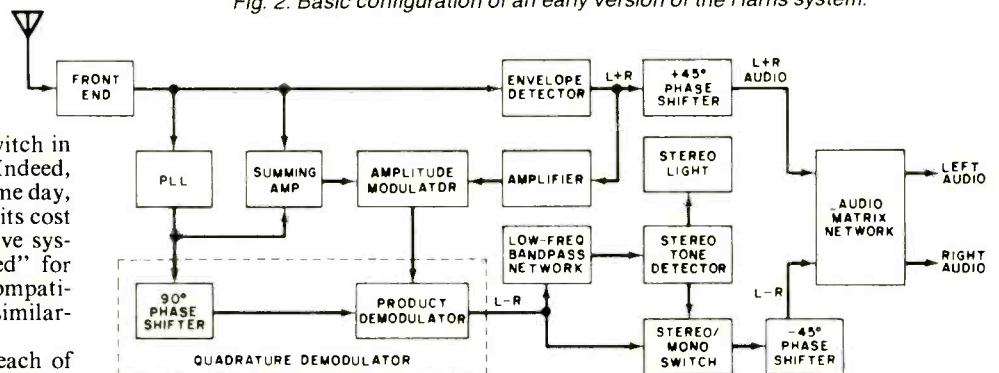


Fig. 3. Single-receiver diagram for Kahn/Hazeltine ISB system.

ITEM NO.
WK-7

CMOS SAFE

IC INSERTION/EXTRACTION KIT

KIT INCLUDES

- MOS-1416 14-16 CMOS SAFE INSERTER
- MOS-2428 24-28 CMOS SAFE INSERTER
- MOS-40 36-40 CMOS SAFE INSERTER
- EX-1 14-16 EXTRACTOR
- EX-2 24-40 CMOS SAFE EXTRACTOR




OK MACHINE & TOOL CORPORATION
3455 CONNER ST., BRONX, N.Y. 10475 U.S.A.
PHONE (212) 994-6600 TELEX NO 125091



PRINTED IN U.S.A.

PATENT PENDING



WK-7	COMPLETE IC INSERTER/EXTRACTOR KIT
------	------------------------------------

INDIVIDUAL COMPONENTS

MOS-1416	14-16 PIN MOS CMOS SAFE INSERTER
MOS-2428	24-28 PIN MOS CMOS SAFE INSERTER
MOS-40	36-40 PIN MOS CMOS SAFE INSERTER
EX-1	14-16 PIN EXTRACTOR TOOL
EX-2	24-40 PIN CMOS SAFE EXTRACTOR TOOL

CALL YOUR LOCAL OK DISTRIBUTOR FOR FURTHER INFORMATION

OK MACHINE & TOOL CORPORATION 3455 CONNER ST., BRONX, N.Y. 10475 (212) 994-6600/TELEX 125091

CIRCLE NO. 36 ON FREE INFORMATION CARD

riers that are separated by a phase angle that can vary from 90 to 30 degrees. The left channel modulates one of these carriers while the right channel modulates the other. The variable angle between the carriers is directly related to the gain-reduction factor of the (L - R) channel. In order to properly decode the Harris signal, the instantaneous gain used in the (L - R) channel must be transmitted along with the signal. This is done by varying the frequency of an accompanying pilot tone from 55 to 96 Hz, depending on gain reduction of the (L - R) channel. Harris calls it the V-CPM, for Variable Compatible Phase Multiplex.

An early version of a receiving circuit for the Harris system is shown in Fig. 2. A phase-locked loop circuit regenerates unmodulated i-f from the incoming i-f signal. This regenerated i-f is 90 degrees out of phase with the incoming modulated i-f, so the mixer demodulates the quadrature (L - R) signal. A 90-degree phase shift produces unmodulated i-f that is *in phase* with the incoming modulated i-f. This signal, combined with the modulated i-f signal in another mixer, is used to demodulate the (L + R) signal. The two signals are adjusted for equal gain and are then matrixed to yield left and right audio signals.

Independent Sidebands. The Kahn/Hazeltine system phase-modulates the r-f carrier with the (L - R) signal such that amplitude modulation of the carrier places most of the left-channel stereo information in the lower sideband and most of the right-channel stereo information in the upper sideband. The system is called an "independent sideband" (ISB) system. Kahn/Hazeltine uses a pilot tone

of 15 Hz which angle-modulates the carrier by approximately 0.1 radian. Interestingly, two ordinary AM radios, placed at the left and right of the listener, can actually be used to recover a stereo effect when the Kahn/Hazeltine system is broadcast. The left-hand radio is tuned slightly *below* center frequency of the ISB transmission, while the other radio is tuned slightly *above* center frequency. Thus adjusted, the two radios will directly demodulate the upper and lower sidebands and will produce left and right audio signals. Kahn has also developed a decoder that will work from the i-f of a single AM receiver (Fig. 3).

Phase and Amplitude Modulation. The Magnavox system uses the (L - R) signal to phase-modulate the r-f carrier and the (L + R) signal to amplitude-modulate the phase-modulated carrier. This type of system is known as an AM-PM system. Magnavox also phase-modulates the r-f carrier with a 5-Hz pilot tone of 4 radians peak deviation.

A receiver suitable for decoding the Magnavox signal has its i-f amplifier output split in two directions (Fig. 4). An envelope detector is used to extract the AM information and to detect the r-f carrier level for automatic gain control. At the same time, i-f output is limited and applied to a PM detector which recovers the (L - R) signal and the 5-Hz pilot tone. The recovered (L - R) and (L + R) signals are then matrixed to derive the left and right stereo signals.

Phase Shift and Forced Compatibility. The Motorola system amplitude-modulates two r-f carriers that are separated by 90 degrees. The (L + R) signal

modulates one carrier while the (L - R) signal modulates the other. The two carriers are then added together. At this point, the system is linear; however, the amplitude of the resultant signal is not fully compatible with monophonic envelope-detector type AM receivers. To achieve better compatibility, the combined signal is first hard-limited and then remodulated with the (L + R) signal. This destroys the linearity which the system had previously, but establishes mono compatibility for the system—an absolute requirement for any system being considered. Motorola calls its system C-QUAM, for Compatible Quadrature Amplitude Modulation. Also included is a 25-Hz pilot tone.

A C-QUAM receiver obtains (L + R) information from a gated envelope detector. Two synchronous detectors are used to demodulate the phase-modulated information quadrature component and the cosine of the phase angle. These outputs are fed to an analog divider, which yields the difference signal (L - R). The envelope detector output, (L + R), and the divider output, (L - R), are applied to an audio matrix that provides the desired stereo signals. A fourth demodulator controls the operation of the phase-locked loop and the squelch circuitry.

Which System is Best? Each proponent cites advantages for his system and disadvantages for those of his opponents. If there is, in fact, a "best" system, what likelihood is there that the listening public will really contribute to a decision based on technical merit? FCC Commissioner Abbot Washburn held out little hope for intelligent decision making in his dissenting statement attached to the official FCC Report and Order on AM stereo. His statement said, in part, "... whichever system or systems evolve will be based not on true consumer preference resulting from comparisons of the five systems, but rather on the size of promotion and merchandising expenditures and like factors." Commissioner Washburn summed up the feeling of many industry experts by stating, "... this type of marketplace referendum is not the way to make an informed choice, if indeed it results in a choice at all..." ◇

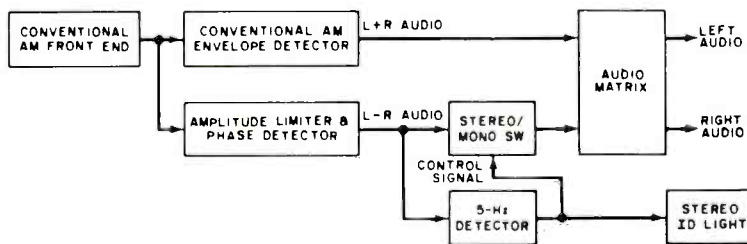


Fig. 4. Basic receiver configuration for Magnavox system.

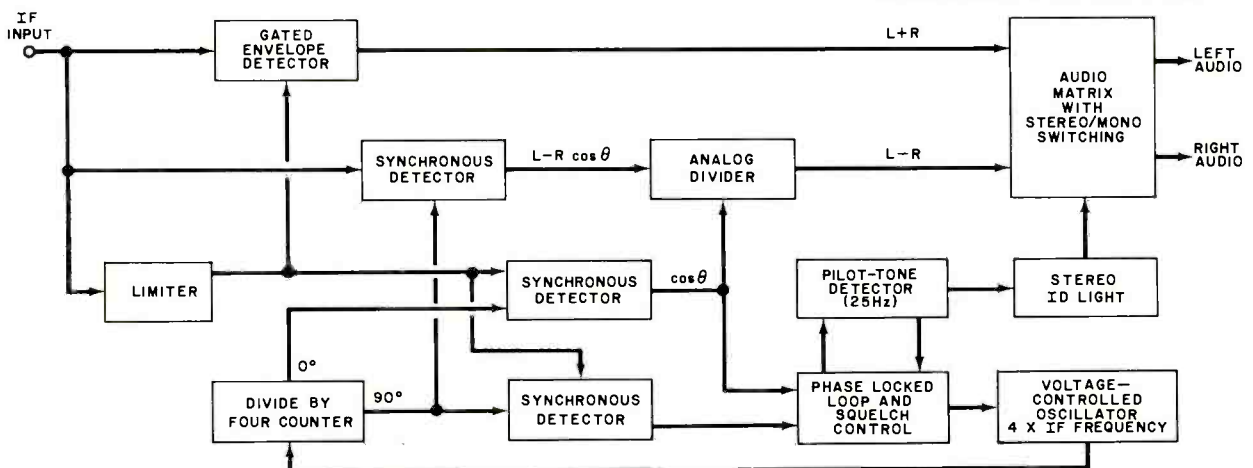


Fig. 5. Block diagram of stereo AM decoder for Motorola C-QUAM system.

Audio Product of the Month

CHOSEN BY THE EDITORS OF POPULAR ELECTRONICS

Shure V15 Type V Phono Cartridge



THE new V15 Type V phono cartridge succeeds the Type IV as Shure's top-of-the-line cartridge. It features a thin-wall beryllium stylus cantilever that reduces its effective tip mass to half that of the Type IV. This contributes to giving the Type V substantially improved "trackability" at the higher audio frequencies. ("Trackability" is a term coined by Shure to describe the ability of a stylus to follow groove modulation at any frequency or velocity in the audio range, without losing contact with the groove or damaging the record's soft vinyl material.)

The V15 Type V is supplied with a novel mounting and alignment fixture that greatly simplifies its installation. Purchasers of the cartridge are entitled to receive at no charge, a copy of a new test record (the TTR-117, discussed in "Entertainment Electronics" in the June 1982 POPULAR ELECTRONICS) which can be used to establish a single-valued "Total Trackability Index" (TTI) for any cartridge, in addition to checking other aspects of a cartridge's performance.

The price of the Shure V15 Type V is \$250. The TTR-117 record is available for \$15 (free with cartridge).

General Description. The Type V makes it possible to track any amount of groove modulation that we know to exist on commercial music records, at a playing force of 1 gram. It can track 60 cm/s at 10 kHz, and up to 80 cm/s in the 4-to-5-kHz range. This is made possible principally by Shure's new Microwall/Be™ stylus cantilever.

Shure developed a process for forming a thin sheet of beryllium (0.5 mils thick) into a tube with a diameter of 18 mils. The result is an effective tip mass (exclusive of the diamond tip itself) considerably less than half that of the Type IV stylus shank—increasing its resonance frequency about 50%, to 33 kHz.

Because the Microwall/Be shank is stiffer and lighter, it can be made longer than previous shanks without sacrificing performance. This lowers the vertical tracking angle to 20 degrees (the international standard) when the cartridge is operated at its nominal 1-gram force. Unlike most cartridges, however, the V15

Type V is not rated for operation over a range of forces, but is simply specified for 1 gram.

The diamond tip itself has the hyperelliptical shape (0.2 × 1.5 mils) developed by Shure some years ago and used in many of their better cartridges. It is a modified line-contact shape that gives low tracking distortion and record wear. The contact surfaces of the diamond are MASAR™ polished to an exceptional smoothness, for reduced noise and record wear.

The fixed coils and magnetic structure of the V15 Type V have a lower impedance than previous models, which makes its frequency response less dependent on the load capacitance and resistance. Output level, however, has not been sacrificed, due to the high efficiency of Shure's laminated pole-piece design. The contact pins are gold-plated and the entire body is encapsulated for long, trouble-free life.

Other features of previous Shure cartridges have also been retained. The Dynamic Stabilizer, first used on the Type IV, continues to damp the arm/cartridge resonance. The brush, containing more than 10,000 electrically-conductive fibers, removes dust from the record grooves ahead of the stylus and simultaneously discharges accumulations of static electricity that can cause noise and attract dust. The stabilizer requires an additional 0.5 gram of downward force to overcome its weight, so the arm must be set for 1.5 grams to obtain the rated tracking force of 1 gram on the stylus. Swung all the way down, the stabilizer serves as a stylus guard, and it locks in an upward position when not in use.

In addition, a different type of guard protects the Type V stylus. Called the Side-Guard system, it is a square-cross-section channel surrounding the stylus shank. When the cartridge is subjected to a side thrust, such as scraping the pickup across a record, the entire stylus system is pushed upward into the cartridge body, guided by the angled walls of the Side-Guard tube. This feature has no effect on the normal operation of the stylus, and even offers protection against violent scrubbing motion that would destroy an unprotected stylus.

The V15 Type V is shown above and in tonearm with leveling stylus installed.

VIDEO Enhancer/Stabilizer

Improve picture detail, sharpness.
Defeat copyguard. Reduce noise.



\$139⁹⁵
(\$4.00 shipping)
Works with any video tape recorder

Full featured **ENHANCER/STABILIZER**, MFJ-1421. Enhance Control dramatically improves picture clarity, detail, sharpness, contrast. See individual strands of hair, blades of grass. **Noise Cancel Control** reduces snow, picture noise. **Gain Control** improves faded picture. Enhance before recording to cancel VTR and tape loss. Makes copies as good as the original. Enhance during viewing to bring out detail, sharpness. Makes viewing quality of 6 hour-mode recordings comparable to 2 hour mode. **Stabilize Control** removes copyguard. Stops picture roll and jitter. Play copyguarded tapes on any TV set (requires RF modulator). Duplicate any pre-recorded tapes. Use as **distribution amplifier**. 3 outputs. For video only. 7x2x6 inches.

Order from MFJ and try it. If not delighted, return it within 30 days for refund (less shipping).

One year unconditional guarantee.

Order today. Call TOLL FREE 800-647-1800. Charge VISA, MC. Or mail check, money order. Write for free catalog.

CALL TOLL FREE ... 800-647-1800

601-323-5869 in MS, outside continental USA.

MFJ ENTERPRISES, INCORPORATED

921 Louisville Road, Starkville, MS 39759


CIRCLE NO. 31 ON FREE INFORMATION CARD

NEW INDOOR ACTIVE ANTENNA

Covers 300 KHz - 30 MHz.
For SWL, BCL, VLF DXers.

Rivals long
wires

\$79⁹⁵
(+ \$4.00 shipping)



MFJ-1020 NEW INDOOR ACTIVE ANTENNA sits on your desk ready to listen to the world. Rivals, can often exceed, reception of outside long wire. Unique **Tuned Active Antenna** minimizes intermod, provides RF selectivity, reduces noise outside tuned band. Also use as preselector for external antenna. Covers 300 KHz to 30 MHz in 5 bands. Adjustable telescoping antenna. Controls: Tune, Band Selector, Gain, On-Off/Bypass. LED. FET, bipolar circuitry. Phono jack for external ant. 6x2x6 in. 9-12 VDC or 9 V battery for portable use. 110 VAC with optional AC adapter, MFJ-1312, \$9.95.

Order from MFJ and try it. If not delighted, return it within 30 days for refund (less shipping).

One year unconditional guarantee.

Order today. Call TOLL FREE 800-647-1800. Charge VISA, MC. Or mail check, money order.

Write for free catalog.

CALL TOLL FREE ... 800-647-1800

601-323-5869 in MS, outside continental USA.

MFJ ENTERPRISES, INCORPORATED

921 Louisville Road, Starkville, MS 39759

CIRCLE NO. 32 ON FREE INFORMATION CARD

audio

The final feature of the Type V is not a part of the cartridge at all. Yet in many respects it is the most important consideration from the standpoint of the typical user. Since one of the most critical tasks in setting up a music system involves the correct mounting of the phono cartridge in the headshell, it is vital that the user be able to do this job properly.

If the stylus is not removed during this process, there is a real danger of damaging it. Even if you do remove the stylus, you risk dropping parts used in the mounting assembly.

Shure has simplified this process by providing plastic captive nuts that slide into slots on the cartridge body and are retained there while one inserts the screws from the other side of the headshell. The major innovation, however, is the provision of a precisely machined mounting jig that holds the cartridge body in place (with the stylus removed) while the headshell is being fastened to it.

With the cartridge correctly installed and oriented, a plastic *leveling* stylus is inserted into the cartridge body. This is used to rotate the entire headshell (if necessary), ensuring that the *playing* stylus will be perpendicular to the record surface. When the leveling stylus is removed and the playing stylus inserted, the V15 Type V is fully mounted.

This procedure is much easier (and faster) to do than to describe. It should require no more than a minute or two. It also seems to be at least as accurate as any other alignment system we have used.

Replacement styli for the V15 Type V are the V15V-VN5HE, nude hyperelliptical tip; the V15V-G-VN5G, nude spherical tip; and the VN578E biradial tip optional 78-rpm stylus.

Laboratory Measurements. The Shure V15 Type V was installed in a moderately massive tonearm (about 18 grams). It was operated at its rated 1-gram force, except when we determined its minimum tracking requirements (for which it had to be operated at 0.75 grams or less). At 1 gram, it played every part of the Shure "Audio Obstacle Course" records (ERA III and ERA IV), plus all our other high-level test records. In the test tonearm, the cartridge resonated at 8 to 9 Hz, not far from the ideal 10-Hz range. The Dynamic Stabilizer damped the resonance so effectively that we had to disable it to get a positive indication of any arm resonance. The cartridge output at 3.54 cm/s was 3.4 MV, with the channel levels balanced within 0.4 dB. The vertical stylus angle was the rated 20 degrees.

We measured the frequency response of the cartridge with the CBS STR100 test record, loading the cartridge with its rated 47,000 ohms and a number of capacitance values from 70 to 440 pF. The flattest response was obtained with 280 pF, close to the rated 250 pF, and we used this value for all other tests. The frequency response was flat within +0, -1

dB from 40 to 15,000 or 20,000 Hz, depending on the channel.


Channel separation was about 26 dB up to 10,000 Hz, and 14 dB at 20,000 Hz. The smooth, wide response of the cartridge was further demonstrated by its response to the 1000-Hz square wave on the CBS STR112 test record. The playback waveform had almost no overshoot and a very slight ringing on its flat portions (mostly from the record, which rings at about 40,000 Hz).

The tracking distortion was measured in the midrange with the Shure TTR-102 test record, and at high frequencies with the TTR-103 record. The TTR-102 has IM distortion test bands with 400 and 4000 Hz signals, at levels from 6.9 to 27.1 cm/s. The output of the cartridge was measured on a standard IM analyzer. The distortion varied randomly between 1 and 1.7% over the full range of levels. These are roughly the residual levels on the record, and they confirm the excellent linearity and trackability of the cartridge at low and middle frequencies.

The TTR-103 record has shaped 10.8-kHz tone bursts at a 270-Hz rate over a range of velocities. The effectiveness of the Microwall/Be shank in improving high-frequency trackability was shown by the negligible distortion reading from the cartridge output—0.7% from 15 to 30 cm/s—probably the residual distortion of the setup.

User Comment. It is difficult to find anything significant in the performance of the V15 Type V to criticize.

With a response flatness rivalling that



Response to square-wave test.

of some amplifiers, sufficient trackability to cope with any signal it will encounter on today's disc recordings, better channel separation than most records and many FM tuners, and distortions so low that they cannot readily be distinguished from the residual levels on available test records, the Type V would seem to be a virtually ideal cartridge.

The playback sound from the V15 Type V had no characteristic coloration or quality that we could detect. What one hears is what is on the record—for better or for worse.

The owner of a V15 Type V can not only be assured that he has purchased one of the finest cartridges that money can buy, but that he has installed it in the optimum manner to deliver its full performance. That is no small achievement, in our view.


—Julian Hirsch

CIRCLE NO. 101 ON FREE INFORMATION CARD

POPULARELECTRONICS

THE GRAPHIC DIFFERENCE

BETWEEN ATARI® COMPUTERS AND ALL OTHERS.



3.7 million reasons why the ATARI Home Computer is something to see.

The display screen used with our computers is composed of 192 horizontal lines, each containing 320 dots. Delivering color and luminosity instructions to each dot for a second requires 3.7 million cycles... a lot of work for the normal 6502 processor.

That's why the ATARI computer has equipped its 6502 with its own electronic assistant. It's called ANTIC, and it handles all the display work, leaving the 6502 free to handle the rest. What this means to you is uncompromisingly spectacular display capabilities without loss of computer power needed to carry out the demands of your program.

That's a quality you just don't find in ordinary personal computers. And it's one of the reasons some computer experts say that ATARI computers are so far ahead of their time.

There's more... which is what you'd expect from ATARI.


Language. The ATARI Personal Computer uses several programming languages to give the user maximum control of its extraordinary capabilities. PILOT, Microsoft BASIC* and ATARI BASIC are understood and spoken by the ATARI computer. You'll also find our Assembler Editor cartridge indispensable for machine language programming.



Sound. An ATARI computer has four sound generators, or voices, activated by a separate microchip. This leaves the principal microprocessor chips free to perform other tasks. And you can take full advantage of this capability which is designed for easy programming.


Change. ATARI Home Computers have been designed to make change and expansion easy. The ATARI computer has a modular operating system* that can be easily replaced as new technology develops. If you need it, memory expansion requires no more than inserting additional RAM modules* And the ATARI ROM cartridge system also makes it easy to change languages. In short, your ATARI computer won't be obsolete by future developments... *because it already incorporates the future.*

Sharing. To learn more about the amazing capabilities of ATARI computers, visit your local computer store for a demonstration. Or send for our Technical User's Notes, intended for the serious programmer. They are only \$27 and contain a lot more information about our computers' special capabilities than most companies could tell. See your ATARI dealer, or send \$30 (\$27 plus \$3 postage and handling), payable to ATARI, to Technical User's Notes, c/o ATARI Customer Service, 1340 Bordeaux Avenue, Sunnyvale, CA 94086.



*ATARI 800™ computer only.

Popular Electronics Tests



Sanyo Model 91C85 19" Color TV Receiver

The Sanyo 91C85 is a 19" table-top color receiver with an 82-channel varactor-controlled tuner that is simple, yet elegantly designed. With it, the viewer can precisely adjust each channel frequency via a control assembly mounted behind the front panel. Any 12 channels (both uhf and vhf) can be programmed into the illuminated front-panel selector and then accessed directly by UP/DOWN pushbuttons, or with a wireless remote control.

Another front-panel feature is Sanyo's "Trimatic" color control. It consists of three pushbuttons that, respectively, set the TINT/COLOR, BRIGHTNESS/CONTRAST, and automatic fine tuning (AFT). Otherwise, the front panel is sparse—with VOLUME/ON being the only additional control. The 91C85's remote control is similarly clutter-free—containing only one channel selection, VOLUME UP/DOWN, and POWER ON/OFF buttons. The set's dimensions are 17¼" H by 24½" W by 18¼" D. Suggested retail price, including remote control, is \$540.

General Description. The Model 91C85 contains five pc boards, two of

which are mounted back-to-back—performing the channel selection, remote control, and vhf/uhf tuning. All of the i-f, video, audio, and deflection circuitry is contained on the main signal circuit board, which is mounted horizontally below the picture tube. A small pc board, about 2" by 2", houses the three front-panel pushbutton switches that select manual or automatic control of aft, tint/color, and brightness/contrast. A sixth pc board (part of the picture tube socket assembly) contains all the amplifier adjustments for red, green, and blue video output.

The outer sleeve of the tuner (Fig. 1) controls a three-position switch corresponding to the frequency range of the associated channels, i.e., VHF LOW, VHF HIGH, and UHF. The tuner's inner shaft operates the fine-tuning potentiometer. Next to each display window is a light that illuminates the particular channel you are watching.

The two pushbuttons controlling the UP/DOWN channel selection operate via the Mitsubishi *IC1601* shown in Fig. 2. This chip accepts commands to step its four-bit ring counter up or down. The counter responds with a binary signal,

which is then decoded and translated into a precise voltage that tunes in the channel you have selected.

The remote control sends out an ultrasonic signal that is decoded at the receiver by another IC (not shown). The up/down signals coming from this IC are then processed by *IC1601*, just as if they had come from the set's UP/DOWN pushbuttons on the front panel.

Other important technical features include the SAW (Surface Acoustic Wave) filter, which eliminates the need for additional i-f alignment, and the use of automatic control circuits for chrominance phase angle, determination of fleshtones, and proper video levels.

A power IC provides dc regulation for the 123-V B+ line. The three low-voltage dc sources (one 15-V and two independent 12-V sources) are derived from the flyback transformer. Each voltage is regulated by a zener diode. A single IC provides the sync separation, noise cancelling, and the vertical and horizontal sweep signals. Two transistors are used in the horizontal flyback, and three transistors perform the vertical output amplification. The 28-kV high-voltage supply is rectified by a conventional three-diode



What makes this radar detector so desirable that people used to willingly wait months for it?

Anyone who has used a conventional passive radar detector knows that they don't work over hills, around corners, or from behind. The ESCORT® radar warning receiver does. Its uncanny sensitivity enables it to pick up radar traps 3 to 5 times farther than common detectors. It detects the thinly scattered residue of a radar beam like the glow of headlights on a dark, foggy road. You don't need to be in the direct beam. Conventional detectors do. Plus, ESCORT's extraordinary range doesn't come at the expense of more false alarms. In fact, ESCORT has fewer types and sources of false alarms than do the lower technology units. Here's how we do it.

The unfair advantage

ESCORT's secret weapon is its superheterodyne receiving circuitry. The technique was discovered by Signal Corps Capt. Edwin H. Armstrong in the military's quest for more sensitive receiving equipment. ESCORT's Varactor-Tuned Gunn Oscillator singles out X and K band (10.525 and 24.150GHz) radar frequencies for close, careful, and timely examination. Only ESCORT uses this costly, exacting component. But now the dilemma

The Lady or The Tiger

At the instant of contact, how can you tell a faint glimmer from an intense radar beam? Is it a far away glint or a trigger type radar dead ahead? With ESCORT it's easy: smooth, accurate signal strength information. A soothing, variable speed beep reacts to radar like a Geiger counter, while an illuminated meter registers fine gradations. You'll know whether the radar is miles away or right next to you. In addition, the sound you'll hear is different for each radar band. K band doesn't travel as far, so its sound is more urgent. ESCORT keeps you totally informed.

The right stuff

ESCORT looks and feels right. Its inconspicuous size (1.5Hx5.25Wx5D), cigalighter power connector and hook and loop or visor clip mounting make installation easy, flexible, and attractive. The aural alarm is volume adjustable and the alert lamp is photoelectrically dimmed after dark to preserve your night vision. And, a unique city/highway switch adjusts X band sensitivity for fewer distractions from radar burglar alarms that share the police frequency while leaving K band at full strength.

Made in Cincinnati

Another nice thing about owning an ESCORT is that you deal directly with the factory. You get the advantage

of speaking with the most knowledgeable experts available and saving us both money at the same time. Further, in the unlikely event that your ESCORT ever needs repair, our service professionals are at your personal disposal. Everything you need is only a phone call or parcel delivery away.



Carrying case and visor clip included

Corroborating evidence

CAR and DRIVER . . . "Ranked according to performance, the ESCORT is first choice . . . it looks like precision equipment, has a convenient visor mount, and has the most informative warning system of any unit on the market . . . the ESCORT boasts the most careful and clever planning, the most pleasing packaging, and the most solid construction of the lot."

BMWCCA ROUNDEL . . . "The volume control has a 'silky' feel to it; in fact, the entire unit does. If you want the best, this is it. There is nothing else like it."

PLAYBOY . . . "ESCORT radar detectors . . . (are) generally acknowledged to be the finest, most sensitive, most uncompromising effort at high technology in the field."

PENTHOUSE . . . "ESCORT's performance stood out like an F-15 in a covey of Sabrajets."

AUTOWEEK . . . "The ESCORT detector by Cincinnati Microwave . . . is still the most sensitive, versatile detector of the lot."

The acid test

There's only one way to really find out what ESCORT is all about. We'll give you 30 days to test it for yourself. If you're not absolutely satisfied, we'll refund

your purchase as well as pay for your postage costs to return it. In fact, try an ESCORT and any other detector of your choice. Test them both for 30 days and return the one you don't like. We're not worried because we know which one you'll keep. As further insurance for your investment, ESCORT comes with a full one year limited warranty on both parts and labor. This doesn't worry us either because ESCORT has a reputation for reliability. We know that once you try an ESCORT, radar will never be the same again. So go ahead and do it. Order today.

You don't have to wait

Just send the following to the address below:

- Your name and complete street address.
- How many ESCORTs you want.
- Any special shipping instructions.
- Your daytime telephone number.
- A check or money order.



Visa and MasterCard buyers may substitute their credit card number and expiration date for the check. Or call us toll free and save the trip to the mail box.

CALL TOLL FREE . . . 800-543-1608
IN OHIO CALL 800-582-2696

ESCORT (Includes everything) . . . \$245.00
Ohio residents add \$13.48 sales tax.

Extra speedy delivery

If you order with a bank check, money order, Visa, or MasterCard, your order is processed for shipping immediately. Personal or company checks require an additional 18 days.

ESCORT®

RADAR WARNING RECEIVER

CINCINNATI MICROWAVE
Department 731
One Microwave Plaza
Cincinnati, Ohio 45242

**SANYO MODEL 91C85
19" COLOR TV RECEIVER
LABORATORY DATA**

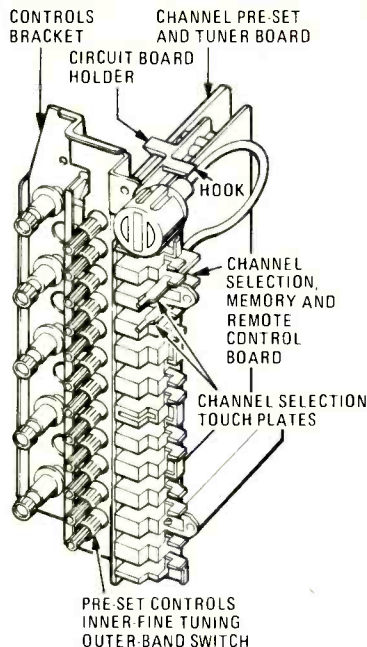


Fig. 1. A cut-away view of the tuning control.

series arrangement on the high-voltage flyback winding.

Laboratory Tests. We tested the unit as we received it—right out of the factory-sealed carton. Test results are summarized in the Table. During testing, all r-f signals were supplied to the set through its 300-ohm antenna input terminals.

Vhf and uhf tuner sensitivity (30 μ V at 66.0 dBm, and 38 μ V at 63.5 dBm, respectively) reflect the high performance of both the tuners and their r-f-input circuits. Similarly, the noise figures at the video detector (10 dB for vhf and 16 dB for uhf) mean a clear picture without "snow" for the viewer. (Truly excellent noise figures would be somewhat lower—say, 8 dB for vhf; 12 dB for uhf—but this set's performance is about as good as any in its price range.) A video bandwidth of 3.55 MHz, measured at the video detector, is wide enough to give a sharp picture with good detail.

To quantify picture "sharpness" we adjusted the high-frequency portion of the video signal between the video detector and the CRT with the sharpness control. At the maximum sharpness setting (Fig. 3), the video response is rolled off 3 dB at 3.6 MHz, and very little "overshoot" (silhouettes around the image edges) is apparent. By way of comparison, the minimum sharpness setting (Fig. 4) rolls off the video response 3 dB at 3.45 MHz, producing a picture with much softer definition.

A similar, but less subjective test involved the use of a color-bar generator. Figure 5 shows the color-bar pattern at the video input, and Fig. 6 shows its appearance at the first video amplifier, after passing through the vhf tuner and detector section. Not the slight overshoot due to the peak in the high-frequency response. Whereas the pattern appeared virtually undistorted when the sharpness

Parameter	Measurement
Sensitivity, vhf (Ch. 2):	-17.2 dBmV
Sensitivity, uhf (Ch. 50):	-14.7 dBmV
Noise figure, vhf (Ch. 2):	10 dB
Noise figure, uhf (Ch. 50):	16 dB
Overall video bandwidth:	3.55 MHz
Tuner oscillator frequency stability:	± 0.35 MHz; 90%
Horizontal nonlinearity:	2% left, 1% right
Vertical nonlinearity:	1% top, 0% bottom
Voltage regulation, 123 V dc: (105 to 130 V ac)	96%
Voltage regulation, 28.5 kV: (105 to 130 V ac + min./max. brightness and contrast	90%
Dc restoration:	98%

control was set to minimum sharpness, vertical white lines, indicating overshoot, appeared when this control was set for maximum sharpness.

The stability of the tuner's local oscillator was tested over a period of six hours, with line-voltage variations between 105 and 130 V ac, and the set's automatic fine tuning (aft) disabled. Under all conditions, the oscillator response was within 0.35 MHz of the exact frequency needed to receive a particular channel.

Horizontal and vertical nonlinearity were also measured over a six-hour period, using a raster format. We measured the width and height of the squares at the far left, right, top, and bottom of the screen, and compared them with a square at the center. The horizontal discrepancy was 2% on the left, 1% on the right. Vertical discrepancy was 1% at the top, and 0% (undetectable) at the bottom. In other words, image distortion (pin-cushioning) is negligible at the edges of the screen.

Convergence was a comparably excellent 99%. Reds, greens, and blues are clear and undiluted.

The 123 V from the dc power supply was found to vary no more than 4% over the 105 to 130 V ac range.

The regulation of the high-voltage power supply was similarly tested at various line voltages and at different levels of brightness and contrast. We found a drop of approximately 10% when the line voltage was at its minimum and the brightness at its maximum setting. There was, however, no "blooming" of the color picture.

Interference on channel 2 was barely noticeable with a 4-W citizen's band transmitter (28 MHz) radiating just 60 feet away from the TV set. The vhf tuner's 300-ohm input contains a high-pass filter which, together with the 300/75-ohm balun helps to keep such interference to a minimum.

Airplane flutter, too, is minimized by an automatic gain control (agc) that uses a multiple-stage r-c circuit. Thus, when a plane is overhead, amplitude distortions in the r-f and i-f signals are compensated by a stage with a short time constant. As the aircraft reflection fades, the longer time constants compensate.

Dc restoration is close to 98%, and is provided by the same circuit that adds the Y signal to the RGB output. This produces very vivid, pure colors.

Finally, the simple 3" by 5" oval speaker was found to produce adequate, ordinary TV audio.

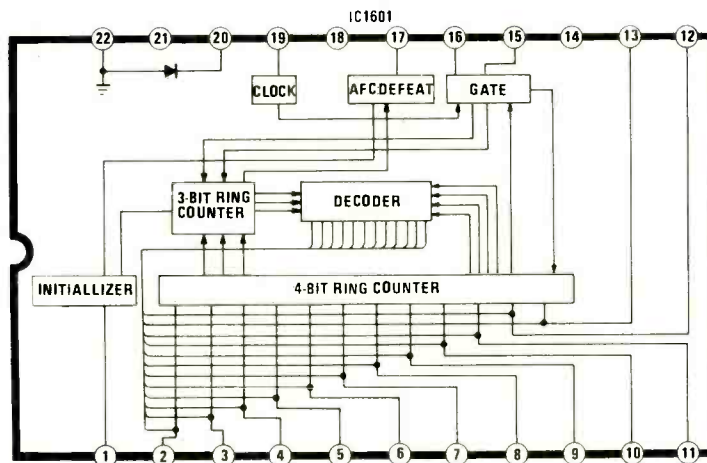


Fig. 2. The Mitsubishi IC1601 controls channel selection.

Comments. The electronic performance tests verified what we saw: The Sanyo Model 91C85 produces excellent color pictures with strong, pure reds, greens, and blues. Depending on the brightness/contrast setting, however, pastel colors were sometimes suppressed, making some nature scenes appear unnaturally bright.

While the varactor tuner in the set we tested may not have been aligned for its maximum sensitivity and noise performance (our measurements of these parameters fell a bit short of Sanyo's specs), the receiver still worked quite well, even in fringe reception areas. We were particularly impressed with the stability and accuracy of the tuner oscillator, and found that the deflection circuits produced a very linear, well-converged color picture.

The electronic tuning section functions as designed, though not including the 23 midband and superband cable channels may be a very minor drawback for some people. (Sanyo's 91C89 includes this feature, as well as a few others for \$89 more.)

All-in-all, we found this to be an excellent 19" color set, with a well-engineered chassis, simple, reliable circuitry, and accessible test points for easy servicing.

—Walter Buchsbaum

CIRCLE NO. 103 ON FREE INFORMATION CARD




Fig. 3. Max. sharpness shows overshoot.




Fig. 4. Min. sharpness shows softer detail.

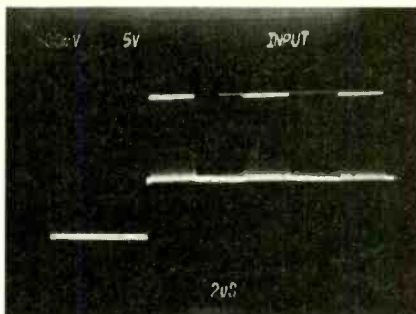


Fig. 5. Color-bar signal at the video input.

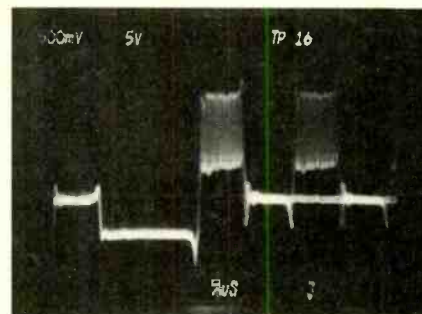


Fig. 6. Color-bar signal at first video amp.

"I'll give you a free one-year membership in my video camera club just for filling out a simple questionnaire."



Already, thousands of video enthusiasts have joined VC 2000, entitling them to:

- Basic video camera instructional tapes at discount prices
- Instructional tapes on how to set up a video business
- A quarterly newsletter with state-of-the-art development in the world of video
- Discount prices on blank cassettes and equipment
- And many more benefits

of video enthusiasts. You may also request additional questionnaires for friends to let them qualify for membership, too.

Act now, to qualify for your free membership. Use the coupon below or my toll-free number to request your questionnaire.

1 800 428-6163
(except in Alaska or Hawaii).

1 800 692-6048
(In Indiana).

Jim Karter

Karter Video Communications, Inc.

But, you can enjoy these same benefits on a one-year membership at absolutely no cost, just by filling out a simple questionnaire, describing your video playing or shooting activities. This questionnaire will help me find new ways to serve the needs

Please send my questionnaire(s) which I will fill out and return to you in return for a one-year free membership in VC 2000.

Name _____

Address _____

City _____ State _____ Zip _____

I will also need _____ number of questionnaires to give to friends.




A Club for Video Camera Owners
VC 2000, 10 East 106th Street, Indianapolis, IN 46280

D-1

CIRCLE NO. 28 ON FREE INFORMATION CARD

Learning electronics is no picnic.



**At any level it
takes work and
a few sacrifices.
But with CIE,
it's worth it.**

Whoever said, "The best things in life are free," was writing a song, not living a life. Life is not just a bowl of cherries, and we all know it.

You fight for what you get. You get what you fight for. If you want a thorough, practical, working knowledge of electronics, come to CIE.

You can learn electronics at home by spending just 12 hard-working hours a week, two hours a day. Or, would you rather go bowling? Your success is up to you.

At CIE, you *earn* your diploma. It is not handed to you simply for putting in hours. But the hours you do put in will be on your schedule, not ours. You don't have to go to a classroom. The classroom comes to you.

Why electronics training?

Today the world depends on technology. And the "brain" of technology is electronics. Every year, companies the world over are finding new ways to apply the wonders of electronics to control and program manufacturing, processing...even to create new leisure-time products and services. And the more electronics applications there are, the greater the need will be for trained technicians to keep sophisticated equipment finely tuned and operating efficiently. That means career opportunities in the eighties and beyond.

Which CIE training fits you?

Beginner? Intermediate? Advanced? CIE home study courses are designed for ambitious people at all entry levels. People who may have:

1. No previous electronics knowledge, but do have an interest in it;
2. Some basic knowledge or experience in electronics;
3. In-depth working experience or prior training in electronics.

You can start where you fit and fit where you start, then go on from there to your Diploma, FCC License and career.

Many people can be taught electronics.

There is no mystery to learning electronics. At CIE you simply start with what you know and build on it to develop the knowledge and techniques that make you a specialist. Thousands of CIE graduates have learned to master the simple principles of electronics and operate or maintain even the most sophisticated electronics equipment.

CIE specializes exclusively in electronics.

Why CIE? CIE is the largest independent home study school that specializes exclusively in electronics. Nothing else. CIE has the electronics course that's right for you.

Learning electronics is a lot more than memorizing a laundry list of

facts about circuits and transistors. Electronics is interesting! It is based on recent developments in the industry. It's built on ideas. So, look for a program that starts with ideas and builds on them. Look to CIE.

Programmed learning.

That's exactly what happens with CIE's Auto-Programmed® Lessons. Each lesson uses famous "programmed learning" methods to teach you important principles. You explore them, master them completely, before you start to apply them. You thoroughly understand each step before you go on to the next. You learn at your own pace.

And, beyond theory, some courses come fully equipped with electronics gear (the things you see in technical magazines) to actually let you perform hundreds of checking, testing, and analyzing projects.

Experienced specialists work closely with you.

Even though you study at home, you are not alone! Each time you return a completed lesson, you can be sure it will be reviewed, graded and returned with appropriate instructional help. When you need additional individual help, you get it fast and in writing from the faculty technical specialist best qualified to

answer your question in terms you can understand.

CIE prepares you for your FCC License.

For some jobs in electronics, you must have a Federal Communications Commission (FCC) License. For others, some employers tend to consider your license a mark in your favor. Either way, your license is government-certified proof of your knowledge and skills. It sets you apart from the crowd.

More than half of CIE's courses prepare you to pass the government-administered exam. In continuing surveys, nearly 4 out of 5 graduates who take the exam get their licenses! You can be among the winners.

Associate Degree

Now, CIE offers an Associate in Applied Science Degree in Electronics Engineering Technology. In fact, all or most of every CIE Career Course is directly creditable towards the Associate Degree.

Today is the day. Send now.

Fill in and return the postage-free card attached. If some other ambitious person has removed it, cut out and mail the coupon. You'll get a FREE school catalog plus complete information on independent home study. For your convenience, we'll try to have a CIE representative contact you to answer any questions you may have.

Mail the card or the coupon or write CIE (mentioning name and date of this magazine) at: 1776 East 17th Street, Cleveland, Ohio 44114.



Pattern shown on oscilloscope screen is simulated.

CIE Cleveland Institute of Electronics, Inc.

1776 East 17th Street, Cleveland, Ohio 44114

PE-66

YES... I want to learn from the specialists in electronics—CIE. Send me my FREE CIE school catalog...including details about the Associate Degree program...plus my FREE package of home study information.

Print Name _____

Address _____ Apt. _____

City _____

State _____ Zip _____

Age _____ Phone (area code) _____

Check box for G.I. Bill bulletin on Educational Benefits: Veteran Active Duty

MAIL TODAY!

Popular Electronics Tests



Systems Group Model 2829 Microcomputer

MODERN microcomputer systems are exhibiting great computing power and functionality unimaginable only a few years ago. One such product is the Systems Group's Model 2829. Priced at \$9565, the basic system comes with 128K bytes of RAM, four serial and two parallel I/O ports, one double-sided floppy, and one 10M-byte hard disk. Among the software available are MP/M 1.1 at \$435, MP/M II at \$585, and Oasis at \$995. CP/M comes as standard equipment.

Characterized by its manufacturer as well-suited for business, industry, and educational needs, the Model 2829 is in many ways the most powerful system we have tested to date. But don't let sheer power fool you: we found some questionable items that have to be considered before an investment in a system like this is justified.

The Micro That's a Mini. The 2829 is unlike any other system we've reviewed since it couples Winchester storage with multi-user/multi-tasking capability. Moreover, the 2829 should be considered a minicomputer simply because it offers

the computing functionality of much larger machines.

This computer uses a 4-MHz Z80A microprocessor and is built around an 8-slot, S-100 bus motherboard that meets IEEE 696.1/D2 conventions. Meeting these conventions implies that the system can handle 8-bit and 16-bit processors while allowing master/slave bus operations—something that this particular manufacturer hasn't taken full advantage of.

The heart of the system is the Model CPC-2810 processor board—which includes the Z80A, four serial ports, two parallel ports, a real-time clock, and a vectored interrupt structure. Working in conjunction with the processor board are two Model OM6400, 64K-byte bank-selectable dynamic memory boards for single- or multi-user applications. In addition, the System 2829 includes a Memorex 101 Winchester 10M-byte drive and a Model FD1160 double-density/double-sided floppy capable of 1.2M bytes of storage.

Interestingly, the Memorex drive is being replaced with Fujitsu or Quantum drives. This is because the Memorex

drives have exhibited reliability problems, and are of limited capacity. Also, since many system designers experienced difficulties with the original Memorex drive, even Memorex has abandoned the design in favor of the Fujitsu product.

The 2829's floppy disk system is supported by the Model FDC-2800 floppy disk controller, that has onboard sector buffering and full direct memory access (DMA) functionality. This card uses the NEC-765 controller in concert with a Z80A DMA chip. The Model HDC-2800 hard disk controller from Morrow Designs can control up to four daisy-chained Winchesters.

Although the processor board has both serial and parallel ports, all interfacing to the outside world is handled via personality modules that are mounted on the back panel.

The Supply That Protects. In the case of a high-performance microcomputer, the power supply not only provides system power but also serves to protect the system against loss of power due to power-line surges. The 2829 system's supply is a linear design that provides unregulated

ed voltages of 8 V at 16 A, ± 16 V at 2.5 A, and exhibits a 20-ms holdup time after removal of ac power. The regulated portion of the supply is 5 V at 5 A, 24 V at 5 A, and - 5 V at 1 A.

The power is tied to the motherboard midway in the bus structure. This is important to ensure that sufficient power is provided to all boards on the bus—a factor frequently forgotten by many S-100 bus system designers.

In conjunction with the power supply, there are two unfused convenience outlets located on the rear panel of the enclosure. These can be used to provide power to printers, terminals, modems, etc. However, care must be taken to ensure that the maximum switched load never exceeds 9 A.

The power-supply system also allows either 115 V ac or 220 V ac to be used, and features a HI/LOW switch for operation with less-than-predictable local power sources.

System cooling is accomplished via a rear-mounted fan. This fan provides a Venturi effect, moving hot air up and away from the lower component areas while circulating air over the card rack

minimal operation and the fourth port (3) was configured for printer operation at 300 baud. Our model employed the serial ports as dual asynchronous receiver transmitters. We could have requested synchronous I/O (SIO) ports—an option available at additional cost.


To bring the system up, we attached a MicroTerm ACT 1A CRT, configured for 9600 baud on port 0. We then booted CP/M from the distribution diskette, as suggested by the documentation. We used this for initial system checkout to determine if the system did, in fact, sign on—which it did, with a fair amount of speed.

Unlike other formats that store the CP/M system on the reserved tracks of the diskette, the Systems Group stores CP/M as two files—CPSYS.SPR and CBIOS.SPR. The first contains Digital Research's Console Control Processor (CCP) and BASIC Disk Operating System (BDOS) modules in their page-relocatable format. A loader, provided by the manufacturer, is used to load these files and execute them, thus speeding up system operation. This precludes reloading the CCP on warm boots: a jump to lo-

diskette is placed in the floppy drive, the system boots from it; otherwise a boot takes place off the hard disk system.

Once booted under MP/M, we formatted the hard disk—the operating system takes into account any premapped defects and locates others, mapping them into the BDOS and directing the system to reserved tracks. The version we booted allows the use of both the floppy and the hard disk, and only one console. The system we transferred to the hard disk supports three consoles and a printer. (You can establish up to 14 consoles, but you have to "grow" the system in terms of memory and I/O modules.)

Hardware Evaluation. In the case of the motherboard, the designers followed current conventions by providing passive termination, ground planes between the signal paths, and full power grounds. Scope tests of the board, with the processor performing transfers between the disk controllers and memory, showed no crosstalk or ringing. Other signals were clean square waves without "rounding" or degraded rise time due to board capacitance.



Using an 8-slot motherboard, a hard-disk controller is combined with a floppy controller having DMA capability.

and past the disk systems before exhausting it. Fresh cool air is brought in via a filter on the front panel.

What We Tested. The system we evaluated consisted of a 10M-byte Winchester, 1.2M-byte floppy, 128K-byte dynamic memory, and four serial ports with I/O personality cards. There was no parallel port implementation. Everything is housed in a very sturdy metal enclosure that requires only sliders to be added to fit in a standard 19-in. RETMA rack.

As shipped, three ports—0, 1, and 2—came configured at 9600 baud for ter-

mination zero is effected instead, and a disk reset is performed.

Using this technique, one version of CP/M fits any memory size. In addition, since reserved tracks aren't used, you can add additional drivers to CP/M without worrying about running out of space to store the system. We liked this since it meant we didn't have to SYSGEN each diskette.

Once we were assured that the system did, in fact, operate, we then re-booted using MP/M 1.1. Booting takes place either at power on or by depressing the front panel RESET switch. When a

We like the diagnostic LEDs on the CPU and memory boards that advise when a segment is being used and for how long. We "fooled" the machine by partly disabling a segment (a 16K-byte block) to force an error. This error was then easy to locate using the LEDs.

Although the power supply does have fold-back time in case of power failure, the 2829 does not employ this feature to automatically save any data currently in memory. However, fold-back time is used to prevent a hard-disk crash since sufficient time exists to pull the head back from the media.



MOST PERSONAL COMPUTERS CAN'T COPE WITH SIMPLE ADDITION.

Because most PC's use their expansion slots for both added memory and peripheral interfaces, you may be forced to choose one or the other. Add memory, lose peripherals. And *vice versa*.

The Apple III was designed with an array of built-in connectors and interfaces that leave you room to grow, even when you upgrade to maximum RAM.

Take a bottoms-up tour of the opposite page, and consider the possibilities.

The Apple III Itself. Its standard 128K RAM is twice what some of the most powerful PC's offer as standard. Upgrade to a maximum 256K RAM, and you've still got four unused expansion slots.

Disk III Drives. Daisy-chain up to three of them with the Apple III's built-in drive, right through a back panel connector, for a total of 560K floppy disk storage.

Our new ProFile™ Mass storage made personal with a very quick, very quiet 5-Mb hard disk. Ideal for software development or data base applications.

Monitor. Shown is our standard Monitor III with its crisp green phosphor display. But the Apple III can drive any popular black and white or color monitor. 16-color graphics capability is standard.

Silentype™ Personal Printer. Very affordable, virtually noiseless, and perfect for rough copy, B&W graphics and quiet offices.

Letter Quality Printer. For professional caliber word processing with Apple Writer III software. The Apple III can drive virtually any printer in any task, from preparing reports to printing forms.

Color Plotter. To make the colorful most of the Apple III's high res graphics in charts, graphs and designs.

Phone Modem. Which, with Access III asynchronous communications software, lets you communicate with other PC's or with mainframes at up to 9600 bps.

Only the Apple III can handle all of the above, all at once, without losing its memory. And even though you may never configure your system just like this, it's important to know how far you can grow. With a couple of OEM Prototyping Cards. Or your own specialized peripherals. Or future technology.

See your authorized Apple dealer for a spec-to-spec comparison of the Apple III and the most muscular new PC's.

You'll find that, even with 256K, most of them just can't stack up.

The personal computer.



Call 800-538-9696 (in California, call 800-662-9238) for the authorized Apple dealer nearest you, or for information on our National Accounts Program. Or write: Apple Computer Inc., Advertising and Promotion Dept., 20525 Mariani Ave., Cupertino, CA 95014. NOTE: Apple Computer does not currently manufacture or distribute color monitors, graphics plotters or telephone modems. Apple is a registered trademark of Apple Computer Inc.

CIRCLE NO. 9 ON FREE INFORMATION CARD

TRAIN FOR ONE OF THESE MONEY-MAKING CAREERS!

**ELECTRONICS TECHNICIAN • COMPUTER
PROGRAMMER • TELECOMMUNICATIONS
INSTALLER TECHNICIAN • ELECTRONIC
EQUIPMENT SERVICEMAN • CABLE TV INSTALLER**

NEW — Fiber Optics • Robotics

**17 SCHOOLS FROM COAST TO COAST OFFER 15
DIFFERENT COURSES — FROM 6 WEEKS TO
2 YEARS**

Read what 2 outstanding graduates say:

"Thank you for your aid in finding this position. I am working in industrial electronics including design, layout and maintaining the machinery which makes capacitors. Any help I can offer future graduates of N.I.T., please call."

JOEL R. KALWAT

"I'm working for G.E. Medical Systems. I have a company car, an expense account, and made \$27,000 this year. Not bad for an N.I.T. student. I'm presently a field engineer support CT/T (or CAT) Scanners. It's a great job."

STEVE BLAZE

ELECTRONICS STUDENTS WORK WITH STATE OF THE ART TRAINING EQUIPMENT.



**Keithley's Model 130
Digital Multimeter . . .**
rugged and reliable.
Issued to all EET students.



Hitachi Oscilloscopes . . .
a stable, reliable display to
test the circuits you build
in N.I.T. labs.

SEND FOR FREE FACTS NO cost or obligation!



**National Institute
of TechnologySM**

MAIL COUPON TODAY!

NATIONAL INSTITUTE OF TECHNOLOGY, DEPT. MPC82
1701 West Eules Blvd. Suite 320, Eules, TX 76039

- I am interested in your brochure of career courses in electronic engineering technology
- I am interested in career information on computer programming.

NAME _____ AGE _____

ADDRESS _____

CITY/STATE/ZIP _____

LAST GRADE COMPLETED _____ VETERAN _____

CIRCLE NO. 35 ON FREE INFORMATION CARD

computers

We rated the hardware very good, and found the design conservative and straightforward in its handling of the bus and processor. The only serious hardware fault we found involves the front-panel air filter. For this class (and price) of system we expected a form-fitted, fiber-glass design.

The Software Key. As stated earlier, the system was set up for operation under MP/M 1.1 with three consoles and one serial printer. Implementing MP/M was easy since the Systems Group had done all the work; we merely moved it to the hard disk. Unfortunately, with this implementation you either operate with floppy disk and hard disk, and one console, or have just the hard disk available to several users. This is because MP/M requires that the floppy-driver area be made to support user maps. MP/M II takes care of this problem, and with a properly written BIOS (called an XIOS in MP/M) will give the best of both worlds.

Among the first tests we performed was our obligatory speed test in BASIC. Here we use 10 GOSUB 10, which pushes all the memory contents onto the stack until an error is generated. In the case of the 2829, the time needed to produce an error was 0.1 second (average) out of ten trials.

A real challenge came with the compiling of Digital Research's chess program, written in PL/I. We used three minutes as our benchmark, as measured on an Altos 4-MHz system. In the case of the 2829, we came up with 110.4 seconds for ten trials. This included compiling, linking, and loading the code. The test was also performed using CP/M. At least 56K bytes of memory is required, and MP/M restricts you to 48K.

We performed the first trial using the hard disk system, but also achieved high throughputs on the floppy system. It was slower, but still took only 2.05 minutes. The timing for this task is significant because the compiler first had to be read in, next the code (or segments to be compiled) was read in, then internal comparisons were made to tables and library functions used, and finally the code written back out.

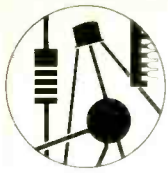
Because the manufacturer touts the 2829 as ideal for multi-users, we attached three terminals and a printer for a full configuration. Our first task was to go in and PIP (move) a 128-entry directory from user-0 to several user areas on the disk (you have a total of 16 user areas per logical disk). By setting up for automatic operation, and causing operations to take place between several areas at the same time, we were able to exercise the hard disk to its maximum. Part of this test included setting the time, using the time-of-day function in MP/M, and printing it out every minute.

Our next step was to perform several tasks on the system simultaneously. We asked console 1 to use user-0 and play chess. Then we instructed console 2 to set up an assembly in user-1, which we then made a background operation by employing the MP/M detach command (invoked by entering a control D from the keyboard). This freed console 2 for other operations. We also set up a spooling operation of a previously large text in user-2 and began a text-editing project in user-3. Meanwhile, console 3 was used as a general purpose utility port to monitor all system operations and slide in and out of the other areas.

We found little or no degradation of operations, except when console 3 invaded another console's user space (this is a shortcoming of MP/M 1.1 that has been taken care of in MP/M II).

Some Critical Thoughts. Undoubtedly the 2829 is powerful. But this power brings some new headaches, requiring that you go through a relearning process. For example, a "console" is different from a "user." The *console* is the physical device connected to a physical port, the *user* is the area on a disk that the console is allowed to use for handling data. These user areas can be public or restricted—making difficult your first implementations of MP/M.

(Continued on page 34)



Find exciting projects, troubleshooting and repair tips, and hands-on, do-it-yourself info, plus hundreds of time- and money-saving ideas in the **ELECTRONICS BOOK CLUB**

Select 6 outstanding volumes for only **\$2.95** (total value up to \$118.70)

1076 List \$12.95: Artificial Intelligence: Making machines "think"

1169 List \$16.95: The Giant Handbook of Computer Projects

1416 List \$19.95: Towers' International Transistor Selector

829 List \$11.95: IMPEDANCE

1177 List \$17.95: HOW TO BUILD AND OPERATE YOUR OWN SMALL HYDROELECTRIC PLANT

1113 List \$10.95: Understanding Electronics

1249 List \$15.95: 103 PROJECTS FOR ELECTRONICS EXPERIMENTERS

1397 List \$16.95: WHAT TO DO WHEN YOU GET YOUR HANDS ON A MICROCOMPUTER

334 List \$16.95: NAILING JELLY TO A TREE

841 List \$12.95: BUILD YOUR OWN WORKING ROBOT

1138 List \$9.95: BUYER'S GUIDE TO EVERYTHING ELECTRONIC FOR THE HOME

1245 List \$17.95: ELECTRICAL WIRING HANDBOOK

1211 List \$14.95: THE COMPLETE HANDBOOK OF VIDEOCASSETTE RECORDERS 2ND EDITION

1409 List \$15.95: BUILD A PERSONAL EARTH STATION FOR WORLDWIDE SATELLITE TV RECEPTION

1212 List \$16.95: THE LASER EXPERIMENTER'S HANDBOOK

1291 List \$17.95: PRACTICAL SHOP MATH MADE EASY

1233 List \$15.95: AC/DC ELECTRICITY & ELECTRONICS MADE EASY

1123 List \$11.95: THE MASTER HANDBOOK OF TELEPHONES

1321 List \$10.95: ELECTRIC MOTOR TEST & REPAIR 3RD EDITION

1370 List \$22.95: THE MASTER HANDBOOK OF IC CIRCUITS

1367 List \$19.95: THE GIANT BOOK OF ELECTRONICS PROJECTS

1218 List \$16.95: HOW TO TROUBLESHOOT & REPAIR ELECTRONIC CIRCUITS

1299 List \$16.95: MASTER HANDBOOK OF MICROPROCESSOR CHIPS

1278 List \$16.95: MODERN COMMUNICATIONS SWITCHING SYSTEMS 2ND EDITION

1333 List \$16.95: 101 MICROPROCESSOR SOFTWARE & HARDWARE PROJECTS

1277 List \$19.95: HOW TO DESIGN/BUILD REMOTE CONTROL DEVICES

1306 List \$15.95: HOW TO MEASURE ANYTHING WITH ELECTRONIC INSTRUMENTS

1062 List \$12.95: THE A TO Z BOOK OF COMPUTER GAMES

7 very good reasons to try Electronics Book Club

Blue Ridge Summit, PA 17214

- **Reduced Member Prices.** Save up to 75% on books sure to increase your know-how
- **Satisfaction Guaranteed.** All books returnable within 10 days without obligation
- **Club News Bulletins.** All about current selections—mains, alternates, extras—plus bonus offers. Comes 13 times a year with dozens of up-to-the-minute titles you can pick from
- **"Automatic Order."** Do nothing, and the Main selection will be shipped automatically! But... if you want an Alternate selection—or no books at all—we'll follow the instructions you give on the reply form provided with every News Bulletin
- **Continuing Benefits.** Get a Dividend Certificate with every book purchased after fulfilling membership obligation, and qualify for discounts on many other volumes
- **Bonus Specials.** Take advantage of sales, events, and added-value promotions
- **Exceptional Quality.** All books are first-rate publisher's editions, filled with useful, up-to-the-minute info



ELECTRONICS BOOK CLUB

Blue Ridge Summit, PA 17214

Please accept my membership in Electronics Book Club and send the 6 volumes circled below. I understand the cost of the books selected is \$2.95 (plus shipping/handling). If not satisfied, I may return the books within ten days without obligation and have my membership cancelled. I agree to purchase 4 or more books at reduced Club prices during the next 12 months, and may resign any time thereafter.

334 829 841 1062 1076 1113 1123 1138 1169
1211 1218 1233 1245 1249 1277 1278 1291 1299 1306
1316 1321 1333 1367 1370 1397 1409 1416 1417

Name _____ Phone _____
Address _____
City _____
State _____ Zip _____

(Valid for new members only. Foreign and Canada add 20%) PE-782

"Why should we go to your place?
The car sounds better to me."

Add a dbx Model 22 Auto Decoder to a quality auto sound system. You'll get the ultimate in auto sound when you play dbx encoded cassettes. The excitement of full dynamic range. Better than twice the noise reduction of a Dolby C*-type noise reduction system. All the music you'd hear at home, in fact. If you lived in Carnegie Hall.



Dolby C is a registered trademark of Dolby Laboratories Licensing Corporation.

dbx. Music can't live without us.

dbx, Inc., 71 Chapel St., Box 100C, Newton, Mass. 02195 U.S.A. Tel. (617) 964-3210, In Canada: BSR (Canada) Ltd. CIRCLE NO. 15 ON FREE INFORMATION CARD

Although the system's power supply is quite good, it doesn't fully protect against power surges or dropouts. In one case, for instance, it allowed the floppy disk head to bang, causing a misalignment to which some NEC-type floppies are prone.

We really like the fact that the floppy system didn't care about diskette data density or format—it could read anything except diskettes formatted on a California Computer Systems controller. We would have preferred an MP/M implementation allowing all consoles and the floppy system to be used at the same time. We don't believe the business user will want to change disks to get the system into another configuration.

The documentation supplied is very good. Its technical content is among the best offered by any computer company. Information for reconfiguring is readily available, with sufficient details so that code can be quickly modified. However, there is very little here directed at the casual user (no manual). Most of the information is for the system integrator or computer store. According to company officials, this will be remedied, probably by the time you read this review.

The Systems Group went through a great deal of effort to implement the 2829's operating systems so they would be useful. Unfortunately, by planning to implement operating systems like Oasis, rather than sticking with well-supported systems, their efforts are diffused. And since the 2829 is aimed at business and industrial applications, it would be a plus if the System's Group would offer communications packages such as the Remote Terminal Batch Emulator that Lifeboat Associates provides for IBM communications. (A company spokesman did report that the Systems Group is planning to add networking capability, plus the ability to pool resources from remote locations, later this year.)

Conclusions. The Model 2829 is only one of several 2800-series configurations available from the Systems Group. We found it to be highly reliable, well built, and meeting all the specifications claimed by the manufacturer. We didn't feel, though, that it offered anything unusual relative to other computing systems in its class.

Where software is concerned, Oasis, though a very fine operating system, isn't as heavily supported as CP/M or MP/M. And those Oasis packages that are offered often carry a high price tag. So keep this in mind. We'd advise that you bypass MP/M 1.1 and get MP/M II, but be careful on the implementation.

—Carl Warren

CIRCLE NO. 102 ON FREE INFORMATION CARD

WE'LL LURE YOU WITH OUR PRICES... AND WIN YOU WITH OUR SERVICE

ORDER TOLL FREE (800) 221-8180 IN NEW YORK (212) 732-8600

VIDEO TAPES

• BLANK CASSETTES

MAXELL T-120	\$12.95
MAXELL XT-120 (High Grade)	\$17.95
MAXELL L-150	\$12.95
TDK T-120	\$12.95
TDK XT-120 (High Grade)	\$17.95
TDK L-150	\$12.95
SONY L-500	\$10.49
SONY L-750	\$12.95
SONY T-120	\$12.95
FLUX L-500	\$10.49
MEMOREX T-120	\$11.49
BASEF T-120	\$12.95
BASEF L-500	\$9.49
WE CARRY TAPES BY: MAXELL, TDK, SONY, SCOTCH, FLUX, MEMOREX, BASEF, AMPLEX, JVC, PANASONIC, ZENITH	

ADDITIONAL 5% DISCOUNT ON 100 OR MORE ASSORTED TAPES

• VIDEO MOVIES AVAILABLE IN Fort Apache: The Irons (Western) \$74.95
Cannonball Run (Western) \$74.95
Clash Of The Titans (MCA) \$59.95
American Werewolf In London (MCA) \$84.95
Gallop (Paramount) \$69.95
Atlantic City (Paramount) \$69.95
Streetscar Named Desire (20th Century) \$64.95
Richard Pryor Live (Western) \$59.95
Breaker Morant (Columbia) \$59.95
Kramer vs. Kramer (Columbia) \$74.95
Only When I Laugh (Columbia) \$64.95
8 Star 8 Born (135th Warner) \$59.95
High Plains Drifter (MCA) \$59.95
Good Guys Wear Black (Western) \$74.95
The Punk Rock Movie (Gulf) \$49.95
Texas Chain-Saw (MCA) \$49.95
Rassoulou (Warner) \$69.95
Lord Of The Rings (EMI-Thorn) \$69.95
Seventh Voyage Of Sinbad (Columbia) \$64.95
Apocalypse Now (Paramount) \$79.95
Monomy Dearest (Paramount) \$69.95

• PORTABLE VIDEO RECORDERS

PANASONIC PV-5200 (New Port) VHS	\$839
PANASONIC PV-5500 (New Port) VHS	\$959
ZENITH V-9600 (Beta w/Tuner)	\$715
SONY SL-2000 / SONY TT-2000	\$1145
Beta Recorder / Tuner / Timer	
AKAI VCR-7350 (VHS w/Tuner)	\$1179
HITACHI VT-6500 (VHS w/Tuner)	\$889
QUASAR VP-5410 (Port VHS)	\$899
QUASAR VP-530 (Prog. Tun/Timer)	\$390
RCA VFR-170 (VHS w/Tuner)	\$849
RCA VCR-170 (New Port, VHS)	\$1079
TOSHIBA V-3035 (Beta w/Tuner)	\$899

• VIDEO DISC PLAYERS

MAGNAVOX VH-8000 LaserDisc	\$1575
POWER UP-1000 LaserDisc	\$569
RCA SPT-100 CED Disc Player	\$399
HITACHI HP-1000 CED Disc Player	\$399

WE HAVE A WIDE VARIETY OF VIDEO DISK MOVIES AVAILABLE

VIDEO & T.V.

• SONY COLOR T.V.

SONY KV-4000 (4 Screen)	\$1448
SONY KV-5200 (5 Screen)	\$1425
SONY KV-8100 (8 Screen)	\$1448
SONY KV-9400 (9 Screen)	\$1448
SONY KV-1212 (12 Screen)	\$1399
SONY KV-1217 (12 Screen)	\$1375
SONY KV-1218 (12 Screen)	\$1375
SONY KV-1515 (15 Screen)	\$1398
SONY KV-1545 (15 Remote)	\$1398
SONY KV-1548 (15 Remote)	\$1379
SONY KV-1715 (17 Screen)	\$1499
SONY KV-1768 (17 Remote)	\$1479
SONY KV-1913 (19 Screen)	\$1459
SONY KV-1914 (19 Screen)	\$1455
SONY KV-1923 (19 Screen)	\$1459
SONY KV-1945 (19 Remote)	\$1485
SONY KV-1948 (19 Remote)	\$1485
SONY KV-2647 (26 Remote)	\$1719
SONY KV-2648 (26 Remote)	\$1719
SONY KV-2648 (26 Remote)	\$1719
SONY KV-2648 (26 Remote)	\$1719

NOTE: ALL COLOR TELEVISIONS SHIPPED FREIGHT COLLECT

• VIDEO CAMERAS

AKAI VCR1 (Auto Focus)	\$649
AKAI VCR2 (Auto Focus)	\$649
RCA CC010 (Camera)	\$649
RCA CC011 (Camera)	\$649
JVC CX-58 (Camera)	\$659
JVC CX-68 (Camera)	\$659
HITACHI VC-1000 (12.1 Zoom)	\$1259
PANASONIC PK-801 (Low Lite)	\$739
PANASONIC PK-735 (Auto Focus)	\$739
HITACHI VC-900 (Auto Focus)	\$949
TOSHIBA W-1900 (8 to 1 zoom)	\$849
TOSHIBA 1850-AF (Auto Focus)	\$849

VIDEO GAMES

ATARI Video Game (CX-2600)	\$139.95
MATTEL Intellivision Game	\$129.95
COLECO PAC-MAN (Hand-Held)	\$59.95
BALLY Video Game	\$129.95

• GAME CARTRIDGES

ATARI Air / Sea Battle	\$17.95
ATARI Super Breakout	\$24.95
ATARI Warlords	\$24.95
ATARI Indi 500	\$3.95
MATTEL Sea Battle	\$24.95
ATARI Bowling	\$17.95
ATARI Circus	\$21.95
ATARI Space Invaders	\$24.95
ATARI Night Driver	\$21.95
ATARI Dodge 'em	\$24.95
ATARI Asteroids	\$24.95
ATARI Asteroids	\$24.95
ATARI Haunted House	\$24.95
MATTEL Sea Battle	\$24.95
MATTEL Hockey	\$24.95
MATTEL Sea Battle	\$24.95
MATTEL Football	\$24.95
MATTEL Space Battle	\$24.95
MATTEL Baseball	\$24.95
MATTEL Basketball	\$24.95
MATTEL Soccer	\$24.95
MATTEL Astrosmash	\$24.95
MATTEL Space Armada	\$24.95

COMPUTERS

• HARDWARE

ATARI 400 (Personal Computer)	\$339
ATARI 800 (Computer)	\$679
ATARI 610 (Program Recorder)	\$64.90
ATARI CX-853 (16K RAM Module)	\$84.90
IBM (5.25) Diskette (Modern)	\$159.95
ATARI 850 (Interface Module)	\$174.90
ATARI 822 (Thermal Printer)	\$269.90
ATARI 810 (Disk Drive)	\$489.90
TI PDK-400 (Home Computer)	\$328
SHARP PC-1500 (Computer)	\$229.95
SHARP CE-150 (Printer)	\$179
EPSON MX-80 (Printer)	\$438
EPSON MX-100 (Printer)	\$679

SOFTWARE

ATARI CXL-4011 (Star Riders)	\$39.90
ATARI CXL-4022 (Pac-Man)	\$36.90
TI PDK-3023 (Paint-The-Wumpus)	\$21.90
TI PDK-3031 (The Attack)	\$32.90
TI PDK-3036 (Zero-Exp)	\$17.90

• BLANK CASSETTES

• AUDIO	MINIMUM ORDER:	
MAXELL UD90	12 AUDIO TAPES	\$13.29
MAXELL UD 90		\$2.49
TDK SA-C90		\$2.95
TDK SA-C80		\$2.37
TDK SA-C90		\$4.49
TDK SA-C90		\$11.25
SONY LXC-C66		\$2.49
SONY LXC-C90		\$2.29

ADDITIONAL 5% DISCOUNT ON 100 OR MORE ASSORTED TAPES

J&R MUSIC WORLD

23 PARK ROW, DEPT. PEG, NYC NY 10038

FOR PROMPT AND COURTEOUS SHIPMENT, SEND MONEY ORDER, CERTIFIED CHECK, CASHIER'S CHECK, MASTERCARD/VISA (include card number, interbank No., expiration date and signature), DO NOT SEND CASH, PERSONAL AND BUSINESS CHECKS MUST CLEAR OUR BANK BEFORE PROCESSING. Shipping, Handling & Insurance charge is 5% of Total Order with a \$3.95 minimum. WE SHIP TO CONTINENTAL U.S., ALASKA, HAWAII, PUERTO RICO, AND CANADA ONLY. (Canadian orders Add 10% shipping, with a 9.95 minimum charge). For shipments by air, please double these charges. NEW YORK STATE RESIDENTS: PLEASE ADD SALES TAX. ALL MERCHANDISE SHIPPED BRAND NEW, FACTORY FRESH AND 100% GUARANTEED.

SEND FOR FREE 240 PAGE AUDIO/VIDEO CATALOG

CIRCLE NO. 27 ON FREE INFORMATION CARD

34

POPULAR ELECTRONICS

www.americanradiohistory.com

HEATH/ZENITH & YOU... ONE STRONG PARTNERSHIP.

Buying a computer is only the beginning of a long-term partnership between you and the people from whom you buy. Your ongoing need for software, peripherals and accessories requires a partner who will stand by you. With a growing line of products to meet your needs with professional service and support, Heath/Zenith is that strong partner. Look at what we have to offer:

THE ALL-IN-ONE COMPUTER – The heart of the Heath/Zenith line is the stand-alone *89 Computer*. It's a complete system with built-in 5.25-inch floppy disk drive, professional keyboard and keypad, smart video terminal, two Z-80 microprocessors and three RS-232C Serial I/O Ports. It comes with 48K bytes of RAM, expandable to 64K.

PERIPHERALS AND ACCESSORIES – These include the popular *Heath/Zenith 19 Smart Video Terminal*, loaded with professional features. We also offer color and black and white monitors, modems, computer language courses, and high-speed typewriter-quality printers.



SOFTWARE – Our complete library of software includes the SuperCalc Spreadsheet and Condor Data Base Management System. *Word processing*, includes three different programs. *Small Business Programs* feature Peachtree's P5 Series, General Ledger and Inventory Control. *HUG, Heath Users' Group*, offers members a library of over 500 low-cost programs for home, work or play.



PROGRAMMING LANGUAGES – To write your own programs, Microsoft BASIC (compiler and interpreter), FORTRAN and COBOL Languages are available.

APPLICATIONS SOFTWARE – Expand the performance range of your computer with a broad selection of software, including the best of *Digital Research* and *Micropro* – as well as the complete line of *Softstuff™* products.

OPERATING SYSTEMS – Three versatile systems give you the capability to perform your specific tasks. *CP/M by Digital Research* makes your system compatible with thousands of popular CP/M programs. *UCSD P-System with Pascal* is a complete program development and execution environment. And *HDOS, Heath Disk Operating System* gives you a sophisticated flexible environment for program construction, storage and editing.

DISK SYSTEMS – The new *Heath/Zenith 67 Winchester Disk System*, for commercial use, adds nearly 11 megabytes of storage to your 89



computer. It includes an 8-inch



floppy disk drive for data portability. The new 5.25-inch 37 disk system, available with 1 or 2 drives, adds up to 1.28 megabytes of storage. Both plug-in systems have write protection.

SERVICE AND SUPPORT – Prompt and professional service and assistance is available nationally through Heathkit Electronic Centers, Zenith Data Systems for commercial users or through Heath factory servicing and phone-in technical assistance.

Complete, integrated computer hardware and software, designed to serve and grow with you – that's what to look for in a strong partner. And with Heath/Zenith, you get it all.

Heath/Zenith computer products are sold nationwide through Heathkit Electronic Centers* (check your white pages for locations). For a FREE colorful full-line catalog, write: Heath Co., Dept. 010-914, Benton Harbor, MI 49022.



HEATH/ZENITH

Your strong partner



Product specifications are subject to change without notice
Heath Company and Veritechnology Electronics Corporation are wholly-owned subsidiaries of Zenith Radio Corporation
*Heathkit Electronic Centers are operated by Veritechnology Electronics Corporation
CIRCLE NO. 22 ON FREE INFORMATION CARD

CP-210R1

PE COMPARES NEW HANDHELD COMPUTERS

Author discusses results of his "hands on" experience with Sharp, Quasar, and H-P handhelds

BY FORREST M. MIMS

TEN years ago, Hewlett-Packard introduced the HP-35, the world's first scientific calculator. Though some "experts" said its \$395 price tag would hold little appeal for consumers, the company sold more than 300,000 units in the first three years. The HP-35 was certainly revolutionary for its time, but it was just another step in the evolution of handheld electronic calculating devices that still continues today.

The most recent (and most impressive) products of this evolutionary process are a new generation of handheld computers. These new machines are not merely upgraded calculators. They are sophisticated, fully programmable computers with alphanumeric keyboards and displays. Their memory circuits retain data and programs even when the computer's CPU is powered down. They can be expanded with additional memory modules, and can be connected to peripherals such as printers and cassette-tape storage units.

Handheld computers are much more "personal" than desktop personal computers owing to their small size and battery-powered portability. But are the new handheld computers practical? Are their prices, which can approach those of some desktop machines, justified? To answer these questions, a substantial amount of time was spent working with a handful of these units: Quasar's HHC (same as Panasonic's RLH-1000), Sharp's PC-1500 (same as Radio Shack's TRS-80 Pocket Computer Model PC-2), and Hewlett-Packard's HP-41 Programmable Calculator.

Each of these computers is unique. Here is a close look at their features, capabilities, idiosyncrasies, and peripherals.

Quasar HHC

The Quasar HHC (Hand Held Computer) is a sophisticated portable computer with advanced programming features. A product of the Matsushita Electric Corp. of Japan, the HHC (as well as a Panasonic twin model) is compatible with a wide assortment of peripherals. The computer and its peripherals are distributed in the United States by the Quasar Co. (9401 W. Grand Ave., Franklin Park, IL 60131).

The operating-system language is SNAP (derived from FORTH) or BASIC. The latter's thumb-size plug-in capsules give a choice of 8K Microsoft and 16K Level II BASIC. Moreover, CP/M software is said to be handled in conjunction with an HHC disk system.

The HHC's microprocessor is a 6502 that operates at a clock speed of 1 MHz. The machine's internal ROM capacity is 16K bytes. In addition, a receptacle on the back side of the computer can accept up to three 16K-byte ROM modules. Each module is a plastic carrier containing a 22-pin, dual-in-line ROM.

Information in ROMs cannot be altered or erased, of course, so storage is needed to allow the user to store programs and data. The HHC's internal RAM is either 2K or 4K bytes (depending on the model). This can be expanded with as many as six 8K-byte nonvolatile (continuous storage), external memory units.

The HHC has a typewriter-style (QWERTY) keyboard with 65 keys and two-key rollover. There is no numeric keypad; but an array of a dozen or so function keys, including a handy HELP key, are at the right side of the keyboard.

The keyboard provides an automatic

repeat mode and full (up, down, left, right and stop) cursor control. Three keys are user definable. The individual keytops, all of which are colored gray, are *not* marked. Instead, their function or functions are printed in white and orange above each key.

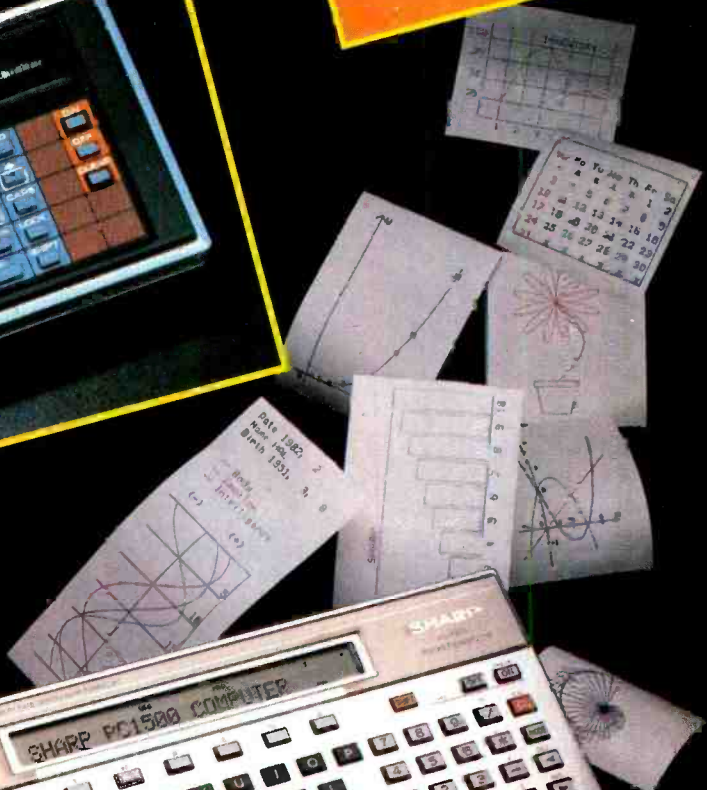
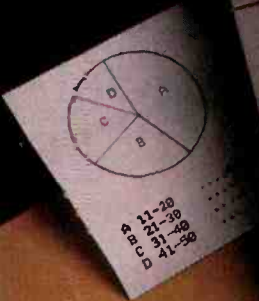



The display is a 26-character (8 × 159 dot matrix) liquid-crystal readout. Status indicators (SHIFT, LOCK, DELETE, etc.) are printed in a row under the display and, when selected, are indicated by a small triangle. The machine is powered by a built-in nickel-cadmium rechargeable power pack. The dimensions of the unit are 8¹⁵/₁₆" × 3³/₄" × 1³/₁₆".

An important feature of the HHC is its user-accessible bus. Access to the bus is provided by a double-sided edge connector recessed into the left side of the case and containing 22 contacts on each side. A spring-loaded dust cover protects the connector when it is not in use.

A wide range of compact peripherals can be connected to the HHC by means of its bus. Though it can function alone, the HHC can also act as the processor for a powerful computer system that fits in a slim-line attache case. The fully expanded attache-case system is a highly portable personal computing system that can be operated in a car, plane, or hotel room.

For example, the Quasar handheld system reviewed here included the HHC, TV adapter, telephone modem, micro printer, RS-232 interface, and a programmable memory module. All these peripherals and the HHC slide into modular plastic trays attached to each side of the HHC's I/O (input/output) adapter unit. Up to six peripherals can be connected at a single time.

The HHC can be connected via the TV adapter to an external color or B&W tele-



Counterclockwise from upper right: Hewlett-Packard HP-41, Radio Shack TPS-80 PC-2, Quasar HHC, and Sharp PC-1500 with printer.

play scrolls through the HHC's primary menu:

- 1 = CALCULATOR
- 2 = CLOCK/CONTROLLER
- 3 = FILE SYSTEM
- 4 = RUN SNAP PROGRAMS
- 5 = MICROSOFT BASIC

Pressing 1 converts the HHC into a low-grade, four-function calculator with a fully addressable memory. To return to the primary menu, the CLEAR key is pressed *twice*.

Pressing 2 causes the nested menus for the clock/controller to be scrolled through the display:

- 1 = SET ALARM
- 2 = REVIEW
- 3 = ACKNOWLEDGE
- 4 = TIME
- 5 = SET TIME

If the time and date have already been set, select 4; the display will read something like:

A
MON 11:05:21 M JUN 12 1982

The rate at which the HHC scrolls through the selections in its various menus can be controlled by means of the STP/SPD (stop/speed) key. Simply press STP/SPD, followed by any digit from 1 (very slow) to 0 (very fast).

To load a BASIC program into the HHC, press 5 while the primary menu is scrolling through the display. This selects Microsoft BASIC. The display will then present a menu of programs already loaded in the HHC. If none are present, the display will show:

1 = NEW FILE
NO FILES

To enter a new program, press 1. The display will read PROGRAM NAME, followed by a blinking cursor. Type in a name, press ENTER, and the cursor alone will be displayed to indicate that program entry can proceed.

Your program name has now become part of the Microsoft BASIC menu and you need not assign it to a line number in your program. It is also listed in the file menu selection (key 3 of the primary menu).

After you enter the program, type BYE to load it into the HHC. Should you make a mistake or wish to modify the program, the HHC has a very versatile array of edit functions. If you expand your filed programs to a point where less than 80 characters of storage remain, the display will warn:

ONLY *** BYTES LEFT!

A word of advice to first-time HHC users who know BASIC: The HHC requires an orientation period to fully understand its operation. Be sure to read through the owner's manual and Volume I of the Microsoft BASIC manual to learn the idiosyncrasies of this machine. If you don't, you may have considerable difficulty loading programs.

For example, suppose you've figured out how to title a program, enter the title in the file menu, and write the actual program. Fine, but how do you return to the primary menu to select some other option—or load another program?

Pressing CLEAR seems to be the logical move since this returns the primary menu to the display. But when you try to load a new program, the computer beeps and displays:

NO ROOM, DELETE FILE

Pressing the I/O key will probably reveal a few thousand bytes of free internal RAM, so what went wrong?

I attacked this problem without success until returning to Volume I of the Microsoft BASIC manual. Page 4-8 warns "... you may be tempted to return from your program to the BASIC menu by pressing CLEAR, as you would do in most other HHC programs. Resist this temptation at all costs!" Later, on page 7-2, a way to recover from this keyboard gaffe is explained.

So how *should* you return to the BASIC menu? As I noted earlier, just type BYE. Then press CLEAR to return to the primary menu. The lesson, then, is that when the cursor is blinking while the HHC is in program mode, *never* press CLEAR!

First-time users may also run into problems when attempting to use the HHC in its direct-execution or manual mode. The machine does provide a very limited four-function calculator mode, but more advanced operations involving more than simple arithmetic require BASIC. This means naming of a new program file or going to an existing program and using the computer in its direct-execution mode (that is, entering BASIC

B

```
1000:FOR N=1TO 10
1010:LPRINT N;" S
      QUARED IS ";
      N*N
1020:NEXT N
1030:END
```

```
1 SQUARED IS 1
2 SQUARED IS 4
3 SQUARED IS 9
4 SQUARED IS 16
5 SQUARED IS 25
6 SQUARED IS 36
7 SQUARED IS 49
8 SQUARED IS 64
9 SQUARED IS 81
10 SQUARED IS 100
```

0

components for the computers: (A) Quasar HHC; (B) Sharp PC-1500; and (C) Hewlett-Packard HP-41.

C

```
01*LBL "SQ"
02 0.01001
03 STO 01
04*LBL 01
05 CLA
06 RCL 01
07 INT
08 ARCL X
09 ACA
10 " SQUARED IS "
11 ACA
12 CLA
13 X*2
14 ARCL X
15 ACA
16 ADV
17 ISG 01
18 GTO 01
19 END
```

```
0.0 SQUARED IS 0.0
1.0 SQUARED IS 1.0
2.0 SQUARED IS 4.0
3.0 SQUARED IS 9.0
4.0 SQUARED IS 16.0
5.0 SQUARED IS 25.0
6.0 SQUARED IS 36.0
7.0 SQUARED IS 49.0
8.0 SQUARED IS 64.0
9.0 SQUARED IS 81.0
10.0 SQUARED IS 100.0
```

commands without line numbers). The existing program will be unaffected by what you enter.

I much prefer the former method since it's easy to create (and thereafter select) a programless file named MANUAL MODE. Then you must learn how to enter commands.

Suppose you want to know the square root of 743. You *must* place parentheses around the numerical value and enter PRINT SQR (743). PRINT can be abbreviated?. If you enter ? SQR 743, however, the HHC will beep and display SN ERROR to remind you to insert the missing parentheses.

After figuring out this procedure, which is explained on page 2-2 of Volume II of Microsoft BASIC, I tried to find the sine of 37° by entering ? SIN (37). A beep and a BS error promptly informed me something was wrong. This time the problem was more fundamental. BS is the error code for *bad subscript*, meaning an array element outside the dimensions of an array has been entered.

Since the sine of 37° has nothing to do with arrays, I turned to the section on trigonometric functions in Volume II of Microsoft BASIC and read: "Microsoft Basic on the HHC does not have built-in trigonometric functions." Neither does the HHC have many other functions common to virtually all scientific calculators. Fortunately, appropriate sub-routines for sin, cos, tan, cotan and arctan are provided.

These idiosyncrasies should not be considered deficiencies, for the HHC is apparently designed more as an information processor than as a high-powered mathematical machine. Of course, future ROM modules may add many more BASIC functions to the HHC.

The HHC Micro Printer. Accessing the HHC's peripherals can be both awkward and tricky. For example, to use the miniature thermal printer, press the I/O key to check the printer's status. If *no* peripherals are connected to the bus, the display will show the available number of bytes in internal RAM. Otherwise, the display will identify, in turn, the name and status of each peripheral, as well as the amount of available RAM remaining in the HHC and the programmable memory module (if connected).

If the printer is in place, its status line may initially read:

```
1 = PRINTER OUT, OFF, SLOT = 3
```

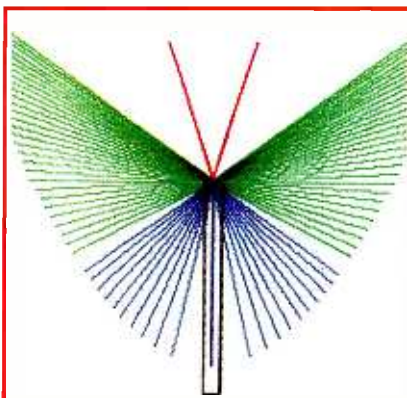
OUT means the printer is an output peripheral, and OFF means the printer is now off. SLOT = 3 means the printer is plugged into slot 3 of the I/O adapter. (SLOT = 0 means the printer is plugged directly into the HHC's bus socket.)

The printer is turned on by pressing

the digit key corresponding to its menu selection number (in this case, 1). The printer status line will then read:

```
1 = PRINTER OUT, ON, SLOT = 3
```

Using the printer requires the assignment of a logical unit number—LUN, for short—between the PRINT statement and the data to be printed. For example, in the statement PRINT #2; 123456, #2 is the LUN. Before this statement can be executed, the printer must be referenced via its identification number (68) to LUN



THE BUTTERFLY"

```

1:REM BUTTERFLY
2:REM F. MIMS
3:REM MARCH 3,
  1982
5:LPRINT " THE
  BUTTERFLY"
7:COLOR 03
10:GRAPH
14:GLCURSOR (110,
  100)
16:SORGN
17:LINE (0,100)-(
  25,175)
18:LINE (0,100)-(
  -25,175)
19:COLOR 00
20:LINE (5,100)-(
  -5,-15),,B
21:COLOR 01
22:FOR A=0TO 50
  STEP 5
25:N=-10*SQR A
26:COLOR 01
30:LINE (0,100)-(
  N,A)
40:NEXT A
42:FOR A=60TO 200
  STEP 5
43:N=-10*SQR A
44:COLOR 02
45:LINE (0,100)-(
  N,A)
46:NEXT A
49:COLOR 01
50:FOR B=0TO 50
  STEP 5
60:Q=10*SQR B
70:LINE (0,100)-(
  0,B)
80:NEXT B
82:FOR B=60TO 200
  STEP 5
83:Q=10*SQR B
84:COLOR 02
85:LINE (0,100)-(
  0,B)
86:NEXT B
90:TEXT
100:END
  
```

Program and color graphics developed by the author for Sharp PC-1500.

#2 with the ATTACH statement ATTACH 68 to #2. Now the printer will operate in response to the instruction PRINT #2; 123456 by printing 123456.

ATTACH is a clumsy barrier to gaining access to the printer. However, it does provide an important advantage in program writing since programs can be peripheral independent. In other words, the same program can be used *without modification* to operate a printer or access some other output device. ATTACH defines which peripheral is accessed.

This advantage notwithstanding, the HHC printer itself is the least sophisticated of the printer models reviewed here. Besides its rather noisy, raspy sound, printed lines are not visible by the user until the paper tape has advanced three or four lines.


Quasar recognizes some of the limitations of the small HHC printer. The manual points out that a serial printer with an 80-character line width can be connected to the HHC by means of a serial-interface adapter.

HHC Memory Modules. The plug-in memory modules contain either 8K or 16K of RAM, and batteries to keep the memory alive during power-off periods. There is one main slot for the memory module, though additional memory modules could be plugged into any of the other slots of the bus connector. In fact, an additional bus module could be connected by a cable and an additional six memory modules could be connected. However, the HHC can only address one memory module at a time (either 8K or 16K.) The other memory modules can be used to store programs or data that can be switched into use as required. Total memory capacity of the computer cannot be considered as contiguous blocks of addressable memory. Outside of one 8K or 16K block, the memory is the mass storage of this computer.

Modem Module. The HHC Modem Module looks like any other coupler, but it is an unusual peripheral controlled by a replaceable ROM module. There are two such modules available for the modem unit. The first has a ROM called Telecommunications 1. It controls all of the protocol used in accessing public information networks like The Source or Compuserve. In use, all you have to do is make contact with one of these services and the modem provides all of the answers except your User Number and password. The other ROM is Telecommunications 2, and it contains programs to permit you to download or upload files from the host computer. Either of these ROMS enables a person with little experience to engage in network operation from his home.

Introducing the Most Powerful Hand-Held Computer System Ever!

Radio Shack's New TRS-80® Pocket Computer PC-2
And Printer/Plotter/Interface



Another Innovation Joins
the TRS-80 Family
—the Broadest Line of
Microcomputers in the World

Radio Shack Introduces a New Dimension in Personal Computers: $2\frac{1}{16} \times 12\frac{7}{8} \times 4\frac{1}{2}$ " —and that includes the printer! The new TRS-80 Pocket Computer Model PC-2 puts powerful computing features in the hands of engineers, students, businessmen, professionals—anyone with problems to solve on-the-go.

Easy to Program. The PC-2 uses a powerful Extended BASIC language that permits program applications never before possible on a computer of this size.

Loaded with Deluxe Features! The 26-character Liquid Crystal Display produces upper and lower case characters, plus its 156×7 dot matrix is fully graphics programmable. Also included are 2640 bytes of user memory (retained when power is off), a 65-key keyboard, 10-key numeric pad, a real time quartz clock, even a programmable beeper! Powered by 4 "AA" batteries (not included). PC-2, Cat. No. 26-3601.

Expand with 4-Color Printing and Cassette Storage. The PC-2 Printer/Plotter and Dual Cassette Interface (Cat. No. 26-3605) makes it easy to plot superbly-detailed X/Y/Z graphics. Both upper and lower case characters can be printed in nine different sizes.

Dual Cassette Operation. Use two recorders to store and load PC-2 programs and data. Data can be read from one cassette, updated, and stored on a second cassette under program control—*automatically!*

Ready to Use. Just slip your PC-2 into the Printer/Cassette Interface. Its built-in rechargeable batteries also power the PC-2. Includes charger.



*Need more memory?
Just plug in a 4K
RAM Module. Other
modules (for up to
8K) available soon.*

See it in Action. The new PC-2 and Plotter/Interface are as close as your nearest Radio Shack Computer Center, store or participating dealer!

Send me your free TRS-80 Computer Catalog.

Mail To: Radio Shack, Dept. 83-A-374
1300 One Tandy Center, Fort Worth, Texas 76102

NAME _____
COMPANY _____
ADDRESS _____
CITY _____ STATE _____ ZIP _____

Retail prices may vary at individual stores and dealers.

Radio Shack®
The biggest name in little computers™
A DIVISION OF TANDY CORPORATION

Sharp PC-1500

THE Sharp PC-1500, which uses BASIC language, is the successor to the company's PC-1211 Pocket Computer. Manufactured by the Sharp Corp. of Osaka, Japan, the PC-1500 will be distributed in the United States by the Sharp Electronics Corp. (10 Sharp Plaza, P.O. Box 588, Paramus, NJ 07652). Like the PC-1211, the PC-1500 will be available from Radio Shack (TRS-80 Model PC-2) with a slightly modified keyboard layout.

The PC-1500 uses a custom 8-bit microprocessor instead of the two 4-bit CMOS microprocessors used in the PC-1211. The new chip, which is also a CMOS device, is installed in a miniature flatpack having 76 connection pins—enough to handle keyboard, display, and other I/O signals without multiplexing. Its 1.3-MHz clock speed makes for fast, efficient program execution.

Dimensions of the PC-1500 are $7\frac{1}{16}'' \times 3\frac{3}{8}'' \times 1\frac{1}{16}''$, and it weighs 0.83 pounds. The unit is smaller than its more sophisticated cousin, the HHC.

The PC-1500 includes 2.64K bytes of RAM and 16K bytes of ROM. The internal RAM can be expanded an additional 4K by inserting a CE-151 Memory Module in a receptacle on the back of the computer. Higher-capacity RAM and RAM/ROM modules are expected to be announced in coming months.

Other features of this computer are a 26-character display, a 65-key typewriter-like (QWERTY) keyboard, and upper- and lower-case capability. (Note that the PC-1500 will run any programs written for the PC-1211.)

You can develop your own graphics and special characters with the PC-1500 by using the GPRINT command. This permits you to treat the display as a 7×156 dot matrix in which any combination of individual dots can be activated. The POINT command allows you to sense dots in any of the 156 columns.

The PC-1500 also provides a very versatile audio output in the form of a self-contained programmable tone generator. The command BEEP n_1, n_2, n_3 specifies a tone sequence having the following characteristics; n_1 specifies the number of beeps (from 0 to 65,535); n_2 specifies the tone frequency (use 0 to 255); and n_3 assigns the duration of each tone (use 0 to 65,279).

These capabilities can be used to create highly specialized tone combinations and even tunes. Let the results of calculations or the machine's random number function be applied to the BEEP command and the PC-1500 makes its own "music."

Using the PC-1500. Unlike the Quasar HHC, the PC-1500 is well suited for cal-

culator-style, direct execution of a wide range of mathematical expressions. Its ten-key numeric pad is particularly handy. Though functions other than square root, pi, and the four basics (+, -, *, and /) must be typed into the keyboard, they can also be entered into one of the six multi-purpose, user-definable, reserve keys.

Normally the reserve keys, which form a row directly under the display, coincide with !, ", #, \$, % and &. Up to three functions, program lines, or even complete programs can be assigned to each key with the help of the RESERVE SELECT key.

The reserve keys are made even more versatile by identifying them with labels which can be displayed by pressing RCL. Three strings of characters called *templates*, one for each batch of reserve key assignments, can be stored. A typical identification template for the trigonometric functions might be:

TAN SIN COS ATN ASN ACS

Each of these keys could be assigned two additional functions.

While the PC-1500 has more built-in functions than the HHC, it lacks several useful BASIC commands (such as PEEK and POKE). Its edit capability is slightly less sophisticated than the HHC's and its clock mode is not nearly as versatile. Furthermore, it totally lacks the HHC's

sophisticated system of nested menus and files.

The PC-1500 user must keep track of the starting address of each of the programs and always make sure line numbers within the range of existing programs are not used in new programs. Likewise, END commands at the end of each program are imperative if the computer is to avoid inadvertently executing a series of programs when only one was intended to be run.

The PC-1500's array of reserve keys helps to compensate for the lack of a file system. Up to 18 separate programs can be assigned for one- or two-key execution. A typical reserve-key assignment might be RUN 220. When the newly assigned key is pressed, the PC-1500 will run the program beginning at line 220 just as if RUN 220 had been entered.

Editing PC-1500 programs with the aid of the delete, insert and cursor-movement keys is simple and direct. The 46 error codes are a major asset. It's particularly helpful to clear an error code, return to program mode, and immediately see the line with the problem. Often, depending upon the nature of the error, the cursor will be blinking directly over the problem.

Sharp's CE-150 Printer and Cassette Interface. Thus far only a single PC-1500 peripheral is available—the CE-150 Printer and Cassette Interface.



The HP-IL Interface Loop enables the HP-41 to be used with a number of peripherals. Shown are Cassette Drive and Printer.

The cassette interface permits the attachment of two cassette recorders, one for data and programs and the other for their recall.

The CE-150 printer is by far the most sophisticated of the three reviewed here. Since this printer, which is made for Sharp by Alps, is so unusual, let's examine it in some detail.

First, the CE-150 printer is *not* a conventional thermal or impact printer. Instead, it is a four-color, highly miniaturized pen plotter/printer. Four miniature ballpoint pens (black, blue, green and red) are installed in a revolving cylinder that slides back and forth across the paper tape. A small magnet between the black and red pens tells the computer, via a magnet-actuated switch at the left side of the carriage, which pen has been selected for printing or plotting. Pens are selected by the command COLOR n, where n is 0, 1, 2, or 3 (0 = black, 1 = blue, 2 = green and 3 = red).

Printing takes place when the selected pen is pressed against the paper tape by a miniature solenoid. Forward and reverse rotation of the roller causes the paper to move up and down to provide vertical inking. Back-and-forth movements of the pen holder provide horizontal inking. Diagonals are formed by simultaneous movements of the roller (paper) and pen.

The plotter-like operation of the CE-150 gives it amazing versatility. It can, for example, print characters in nine sizes ranging from a tiny 1.2×0.8 mm to a huge 10.8×7.2 mm ($\frac{1}{16}'' \times \frac{1}{32}''$ to $\frac{7}{16}'' \times \frac{9}{32}''$). The print size is selected by the command CSIZE n, where n is a digit from 1 (smallest) to 9 (largest).

When CSIZE 1 is selected, the printing speed is an impressive eleven characters per second.

The CE-150 can generate high-quality, four-color graphics with a resolution of



The fully expanded Quasar HHC computer system fits in an attache case and can be operated in a car, plane, or hotel room.

0.2 mm ($\frac{1}{64}''$)! Thanks to a paper-gripping mechanism, even complex graphics requiring many movements of the paper tape are produced with a very high degree of accuracy.

When the computer is placed in

GRAPH mode, the command LINE (0,0)-(100,100) draws a 45°-diagonal, solid line from the leftmost pen position to a point halfway across the tape. The pen color and line format can be changed by adding two additional terms. For example, the command LINE (0,0)-(100,100),4,2, will cause the printer to form a dashed (4), blue (2), diagonal line. The dash width can be varied from 0.4 mm ($n = 1$) to 1.8 mm ($n = 8$).

Add ,B to the command and the printer/plotter will form a box or rectangle defined by the diagonal. This provides a handy way of forming borders around graphs, graphic characters, and data. You can even make game boards and calendar grids!

Several other commands simplify the production of graphics. For example, ROTATE n, where n is a digit from 0 to 3, causes the printer to print sideways or upside down. The paper tape can be scrolled forward and backward up to about four inches by the line feed command LF ±n. Since there is no paper detector, the tape can actually be expelled from the roller by an LF command. Should this occur, the printer keeps right on printing, but on the roller instead of the tape.

The set origin command, SORGN, sets as the origin for subsequent x-y pen movements the current pen position. The

COMPARISON OF HANDHELD COMPUTERS

Specification	Quasar HHC	Sharp PC-1500 Radio Shack PC-2	Hewlett-Packard HP-41C/CV
Microprocessor	6502	Custom CMOS	Custom
Clock speed	1 MHz	1.3 MHz	Slow
Internal RAM (bytes)			
Initial	2K	2.6K	448 (HP-41C)
Fully expanded	4K	7.5K	6.4K (HP-41CV)
Internal ROM (bytes)			
Initial	16K	16K	Unknown
Fully expanded	64K	32K	Varies
Display	8 × 159 dot	7 × 156 dot	24 × 14-Segment
Language	BASIC & SNAP	BASIC	RPN/HP-41
Program files?	Yes	No	Yes (Label Names)
Auto line numbering?	No	No	Yes
User definable keys	4/62	6 × 3	34 × 2
Internal clock?	Yes	Yes	Plug-in module
Peripheral bus	44-pin edge con.	60-pin socket	12-pin edge con.
Power	Rechargeable	4 × AA cells	4 × N cells or rechargeable
Dimensions (in.)	$8\frac{15}{16} \times 3\frac{3}{4} \times 1\frac{3}{16}$	$7\frac{1}{16} \times 3\frac{3}{8} \times 1\frac{1}{16}$	$5.7 \times 3.0 \times 1.3$
Weight (ounces)	20	13.2	7.4
*Price	\$525	\$300 (PC-1500) \$280 (PC-2)	\$250 (HP-41C) \$325 (HP-41CV)

*Suggested retail prices. Actual prices may be lower.

GCURSOR command moves the pen to any specified x-y coordinate *without* drawing a line. There's even a TEST command that causes the printer/plotter to draw four small boxes in each of its four colors.

First-time users of the PC-1500 should be forewarned that developing original graphics programs can become an entertaining, though time-consuming addiction. The printer's only shortcoming is the time it requires to print long program listings and to form complex graphics.

It took me a couple of hours to develop a program that draws a stylized butterfly in four colors. *Most* of that time was taken by the plotter as it methodically drew various wing configurations until I was satisfied. The actual programming required comparatively little time.

Hewlett-Packard HP-41

THE HP-41 is the oldest of the handheld computers reviewed here. The only domestic handheld machine currently available, it is manufactured by Hewlett-Packard (1000 N.E. Circle Blvd., Corvallis, OR 97330).

When it was first introduced a few years ago, the HP-41 was described by Hewlett-Packard as an alphanumeric, programmable, scientific calculator. But I've owned an HP-41 for nearly two years and am convinced that its programming power and versatility qualify it for designation as a handheld computer.

There are two versions of the HP-41: the HP-41C and the HP-41CV. The self-contained program/data memory (RAM) in the HP-41C can store up to 400 program lines or 63 data registers. The HP-41CV is functionally identical to the HP-41C but has five times the RAM storage capacity (2000 program lines or 319 data registers). The memory for program lines and data registers can be allocated in any desired format by using the SIZE instruction.

The RAM capacity of the HP-41C can be expanded to that of the HP-41CV by inserting a single quad RAM module into one of the four ports on the upper end of the computer. Since both computers are otherwise identical, we will simply use the designation HP-41.

The HP-41 has 58 keyboard functions and a total of some 130 internal functions that can be addressed by typing in the appropriate alphabetic name. Forget a function name not on the keyboard? Just press CATALOG 3 and every internal function will be scrolled through the 12-character position display. Press CATALOG 2 to see the functions provided by plug-in ROM modules. The titles (labels) of user programs are displayed in sequence when CATALOG 1 is pressed.

Programs stored in the HP-41 are run

by pressing XEQ (execute) and then typing in the program name. Programs can be keyed in by the user from his own or published software; or factory-programmed ROM modules that plug into the ports above the display can be used.

Why compare the HP-41 to newer machines like the HHC and PC-1500 when it can be operated like a calculator and doesn't have a higher-language capability like BASIC? First, though its keyboard "language" is sometimes clumsy and often more complicated than BASIC, it provides many capabilities not ordinarily found in BASIC. For example, programs are stored and called by names or *labels*. Line numbers are automatically inserted and, during editing, revised. Loops and subroutines can be referenced to a permanent label instead of a line number that might be hard to remember and subject to change. Also many instructions, commands, and functions can be implemented by pressing a single key. The HP-41 is also smaller and lighter than the HHC and the PC-1500. Moreover, it is supported by excellent software, a dynamic users club, and a manufacturer that interacts well with its customers and continues to introduce a growing number of versatile peripherals.

HP-41 Peripherals. In the fast-moving world of computer technology, it's not uncommon for companies to abandon older computer products as they introduce newer ones to take their place. Whether planned or unplanned, this

form of technology obsolescence is detrimental and sometimes disastrous to owners of the older systems.

Hewlett-Packard has demonstrated a high degree of product loyalty by continuing to introduce software and peripherals for the HP-41. So far they have made available more than two-dozen solution books and sixteen application pacs. The application pacs include plug-in ROM modules that contain programs in such diverse topics as surveying, engineering, circuit analysis, statistics, mathematics, etc. The modules are accompanied by excellent documentation and, when appropriate, a customized keyboard overlay.

Numerous hardware peripherals are available for the HP-41. The 82180A Extended Functions/Memory Module is a plug-in RAM/ROM cartridge that adds 47 new keyboard functions and 889 bytes of continuous memory. This module gives the HP-41 the ability to store programs and data in files and to access an additional 1666 bytes of continuous storage in each of one or two 82181A Extended Memory Modules. These modules give the HP-41 up to 6454 bytes of RAM storage space.

The 82182A Time Module adds a quartz-controlled clock, stopwatch, and calendar capability to the HP-41. The Time Module allows the HP-41 to be programmed to execute a program, signal an alarm, actuate an external device or peripheral, or function as a versatile data logger.

Hewlett-Packard's bar code-reading Optical Wand (HP-82153A) plugs into the HP-41C computer.



Programs and data can be loaded into the HP-41 via the keyboard or with the help of a handheld wand that reads bar code. The wand permits lengthy listings to be loaded quickly and *error free*. Barcode listings are supplied with HP-41 software. A service for converting commonly used programs into bar code is available.

Programs and data may also be loaded into the HP-41 with the 82104 Magnetic Card Reader, a plug-in attachment that mounts atop the computer. A single card holds up to 224 bytes. Long programs can be stored on multiple cards. An interesting feature of this "smart" card reader is that it can be instructed to disallow alterations of on-card programs or even prevent unauthorized viewing. This provides an important degree of security for programs or data which may have required considerable development time.

Fast, quiet, alphanumeric printing of program listings and data is provided by the 82143A thermal printer. The printer, which has its own rechargeable battery pack and connects to the HP-41 via a short cable, includes built-in firmware that adds 25 new printer instructions.

A 44-register print buffer is included to allow combinations of alpha and numeric characters to be printed in any desired format. With patience, you can design your own graphics and special characters using the *BIOSPEC* (build special) instruction. There's even a built-in interactive plotting routine, *PRPLOT*, that prompts you for information about what to plot and then proceeds to graph the results on an x-y axis.

The latest HP-41 peripheral development is the Hewlett-Packard Interface Loop (HP-IL). This is a closed-loop, two-wire link that allows an HP-41 or other compatible computer to access and control any device in a string of up to 96 series-connected peripherals. The cable length between devices can reach 100 meters.

Implementing the HP-IL requires an HP-IL module that plugs into the HP-41. So far, Hewlett-Packard has introduced two HP-41 peripherals that are HP-IL compatible. The 82161A Digital Cassette Drive is a compact, mass-storage unit with a storage capacity of 131,072 bytes per tape—more than fifty times the maximum RAM capacity of the HP-41CV.

All the programs in every HP-41 software book can be stored on about 75% of a single tape! The average file access time is a reasonable 13 seconds, and the total contents of a fully expanded HP-41 can be copied from or written onto tape in under 40 seconds. Program files are easily copied from tape into the HP-41's RAM by entering the name of the file and executing the command *READP*.

The second HP-IL peripheral is the 82162A Thermal Printer/Plotter. Functionally similar to the 82143A, the original HP-41 printer, this new printer includes several new features and an expanded buffer. The 82183A Extended I/O Module permits the new printer to print bar codes.

Hewlett-Packard has also introduced the 3468A Multimeter, the first HP-IL compatible instrument designed to interface with the HP-41. Many sophisticated applications for this new multimeter are possible because its operation can be controlled by the HP-41.

For example, a suitable light detector can be connected to its input to cause it to function as a solar-power meter. With the help of a Time Module, an HP-41 can sample the solar-power level at any desired time interval during the day and resume sampling the next day. The 82162A printer can then produce a plot of available solar power versus time.

While some companies wait to see what Hewlett-Packard will do next, Hand Held Products (6201 Fair Valley Drive, Charlotte, NC 28211) has introduced an HP-41 add-on memory peripheral, the HHP-16K™. This compact unit connects to the HP-41 via a short cable

and provides a storage capacity of 4K, 8K, or 16K bytes. Ultraviolet-erasable EPROMs are used in the unit.

HHP provides full customer service for the loading of programs into its memory unit. The introductory cost is \$241, with EPROM loading available for an additional fee

Using the HP-41. The HP-41 has multiple operating modes. Normally it functions as a sophisticated scientific calculator. Placed in *USER* mode, the keys execute any functions or even complete programs previously assigned to them by the user. In *ALPHA* mode the keys become letters of the alphabet.

The HP-41 that I own is presently configured as a specialized optical radar and communications calculator when it is in *USER* mode. One of the programs I've loaded into the machine is called *Range R*. This program is assigned to a key which has been given the name "R" with the help of a keyboard overlay. *Range R* can be executed by pressing this R key (in *USER* mode) or the *XEQ* (execute) key. In the latter instance, the display will show *XEQ_____*. The program name is typed into the keyboard (in *ALPHA* mode), and the display then prompts "XMTR POW-



The HP-41C shown here is generating the function $\sin x$. The output, with the curve, is shown on the printer.

ER?" After the transmitter power is entered, a series of prompts for additional information flashes into the display. Finally, the display shows "RANGE = " followed by the range in meters.

The HP-41 utilizes reverse Polish notation (RPN), a highly efficient and logical problem-solving procedure wherein numerical data are processed immediately after they have been entered into the display. This eliminates the traditional equal key found on algebraic-type calculators. Thus, the keystrokes required to add two and three ($2/ + /3/ =$) becomes $2/ENTER/3/ +$.

Developing simple programs for the HP-41 is easy, direct and fast. The program is first assigned a name or *label*, and the steps are then keyed in. There's no need to assign line numbers since they are automatically included by the HP-41. Editing is straightforward, though certainly not as convenient as with the HHC or PC-1500.

Here's a simple timer program that decrements (counts down) in units of one from any positive number initially in the display:

```
01 LBL "TIMER"
02 VIEW X
03 1
04 -
05 X ≠ 0?
06 GTO "TIMER"
07 BEEP
08 END
```

The beeper sounds when the count reaches 1.

This program is straightforward. After the number is decremented (steps 3-4), the program compares it with 0 (step 5). If it does *not* equal 0, then the number is again decremented (step 6). Otherwise the beeper sounds.

While this program is very obvious, it is not elegant. An experienced HP-41 user would simplify it by the apparent contradiction of *adding* an extra step and revising the loop instruction (GTO "TIMER"):

```
01 LBL "TIMER"
02 LBL 01
03 VIEW X
04 1
05 -
06 X ≠ 0?
07 GTO 01
08 BEEP
09 END
```

This program is simpler since the HP-41 need not perform a *global search* through its files to find the program named "TIMER" each time it runs the loop. Instead, it searches for the *local label* 01 *within* the program. This approach is more efficient and it speeds up program execution. Therefore, a larger number must be initially entered into the display to obtain the same time delay.

The most important benefit of adding the extra label is the saving of four bytes: The new GTO instruction is simply GTO 01, not GTO TIMER.

This short example illustrates but one of the many fine points of HP-41 programming. Complicated HP-41 programs can be difficult to develop, but the HP-41 provides a highly versatile, almost assembly-language approach that appeals to some programmers.

HP-41 owners should know about PPC, an international, independent users' club for HP-41 devotees. You can receive information about PPC and a sample issue of its journal by sending a self-addressed 9" by 12" envelope with first-class postage for two ounces to PPC Calculator Journal, 2545 W. Camden Place, Santa Ana, CA 92704.

Conclusion

IN comparison, Quasar's HHC and Sharp's PC-1500 are both considerably faster than the HP-41. When a printed output is required, however, the HP-41 can often hold its own.

To simplify comparisons, I matched the PC-1500 against the slower HP-41 on a time-trial basis. For the first test, both machines were programmed to count from 0 to 1000 and sound their beeper when complete. Both computers were programmed from the keyboard in minutes with little or no editing. The PC-1500 finished in a very fast 1.5 seconds versus a dismal 14 seconds for the HP-41.

For a second test, both machines were programmed to print the square of each digit from 1 to 10 in identical formats (for example, '1 SQUARED IS 1', etc.). The PC-1500 program was composed in a minute or so at the keyboard. The HP-41 program, however, required considerably more time. Though the bulk of the program was trivial, having everything printed on the same line was not. (I was unfamiliar with the use of the accumulator buffer in the 82143A printer and its instruction, ACA.)

Now it was Sharp's turn to eat dust. The PC-1500 needed 45 seconds to print what the HP-41 printer spewed out in 15 seconds. When the PC-1500 printed its smallest character size, it improved its speed to 23 seconds, still 50% slower than the HP-41. (Of course, the PC-1500 could have easily beaten the HP-41 if hard copy were not required.)

My tests can hardly be considered worthy of benchmark status. But at the very least, they illustrate the need to carefully compare *all* the parameters of a handheld computer system before making judgments about which machine is faster than another.

Summing Up. Now that I've had the op-

portunity to use and evaluate three of the new handheld computers, which represent five brands in the marketplace, I'm convinced they are indeed practical, priced right, and destined to thrive in the highly competitive personal computer market.

But which of the handheld computers examined here is best? Since each of the machines has special characteristics, there is no clear answer. Here are some capsule comments about each model's attributes to help you determine which one best fits *your* applications and requirements.

The Quasar HHC (or Panasonic equivalent) is well-suited for file-structured programming. It has several very useful peripherals and can interface with color-TV receivers and video monitors, as well as other computers, via its optional modem. Of the three machines reviewed here, the HHC most closely resembles what one might expect if a desktop personal computer were reduced to a handheld format.

The Sharp PC-1500 (or Radio Shack equivalent) has a drawback in its lack of a file system, but it has more mathematic and logic functions than the HHC. Though it lacks the HHC's wide range of peripherals, its optional printer/plotter is by far the most impressive and versatile of the three we looked at. Furthermore, its color print provisions give one an added benefit.

The Hewlett-Packard HP-41 has neither the programming ease of BASIC, nor a keyboard that is familiar to typists. It has many single-key functions that speed up program entry, however. Nearly all of its keys are redefinable, and its keyboard "language" generates its own line numbers and automatically files programs by alphanumeric labels. Numerous peripherals are widely available for the HP-41, though given time, the others, which are recent entries on the market, could well catch up. With the HP-41, one cannot interface with other general-purpose computers or use a common high-level language.

The HHC and PC-1500 are further set apart from the HP-41 by their somewhat larger size, which allows for more display characters and a standard keyboard layout. However, the HP-41 is easier to hold in one hand, and its keyboard is simpler to customize.

If you are interested in acquiring a handheld computer, your purchase decision also will be influenced by price and availability of peripherals. You should arrange for a firsthand demonstration and inspection of each machine, of course, and determine which meets your needs best. No matter which you select, you will be impressed by any one of them. \diamond

SINGLE-ENDED noise reduction may be all you need to strip background noise from on-location voice recordings, dub "clean" home-movie soundtracks, mute public-address microphones, and improve the audio from video tape recorders. The simple audio gate described here can handle any of these tasks. No encoding is required of the signal source, and with a little practice you should find the gate quite satisfactory for most nonprofessional applications. An investment of less than \$30 can buy you a cost-effective alternative to the more sophisticated noise-reduction devices currently available.

Audio gates have been used by professionals for many years—recording studio engineers often refer to them as "noise gates." An audio gate does not constrict and expand the bandwidth of the reproducing system. Instead, it is simply a voltage-controlled attenuator with two states. When a normal signal level is present, the gate operates at unity gain. Below this level, the gain automatically drops, quieting background noises—and the residual signal. This action is comparable to dynamic range expansion, except that the gain reduction is fixed and occurs at a definite, preset threshold.

Circuit Description. In the circuit (Fig. 1), input *IC1A* can be operated as a buffer or a gain stage, depending on input level. Its output is coupled through *C1* to the voltage-controlled attenuator (*R3*, *R4*, *Q1*) and the input of a level comparator (*IC1C*). The level comparator is biased with a threshold voltage from *R10*. As long as no signal peaks exceed this threshold voltage, the output of *IC1C* will be positive and no charge will be applied to *C3*. This means the channel resistance of *Q1* will be low, allowing voltage divider *R3-R4* to attenuate the signal applied to the output buffer (*IC1B*).


When positive signal peaks rise above the threshold, the output of *IC1C* will switch negative for a fraction of each cycle, charging *C3* through *D1*. Now the channel resistance of *Q1* rises to several times that of *R3*, effectively disabling the *R3-R4* voltage divider. Attenuation is thus removed from the audio path.

With the component values given, the threshold may be adjusted to begin anywhere from 160 mV rms to less than

SIMPLE AUDIO GATE EXPANDS DYNAMIC RANGE

*Obtain effective
noise reduction with
this under-\$30 circuit*

BY JOHN H. DAVIS



audio gate

10 mV rms. (The maximum possible threshold decreases to about 130 mV rms with 9-V battery operation.) The object, of course, is to find a threshold level that is below the important audio information but above the noise.

As shown in Fig. 1, the audio gate works well for audio input levels from 300 mV to 2 V. Lower input levels should be brought within this range by amplification; higher input levels produce a minor increase in distortion prior to the onset of clipping (8 V rms; 5 V rms for battery operation). However, if high audio levels are accompanied by significant noise, attenuation should be employed to ensure adequate threshold control.

The gating time constants have been

chosen so that attack and decay rates are compatible with most speech and music. Of course, these can be varied as special needs dictate.

Construction and Operation. Assembly is straightforward, especially if a pc board is used (Fig. 2). The audio path is not overly critical, but the comparator section changes state rapidly, so a short path from the IC to ground through *C4* and *C5* is important. Be sure to observe capacitor polarities. Shield cable is recommended for input and output connections.

After assembly, double check all wiring and component orientations. Before putting *IC1* in its socket, apply power and check that the potential at points *E*

and *F* is less than 18 V and of correct polarity. Now remove power, discharge all the capacitors, and insert *IC1* in its socket.

Connect the audio gate between a signal source and an amplifier, and re-apply power. (If other noise-reduction

AUDIO GATE PERFORMANCE SPECIFICATIONS

Input impedance: 100 k Ω

Output load: 2.5 k Ω or greater

Frequency response: 20 Hz to 20 kHz, +0, -1 dB

Distortion: 0.05% for operation between threshold and 2 V; generally less than 0.25% at other levels, depending on FET (*Q1*) characteristics

Recommended line level: 300 mV to 2 V rms

Maximum output: about 8 V rms (5 V rms for battery operation)

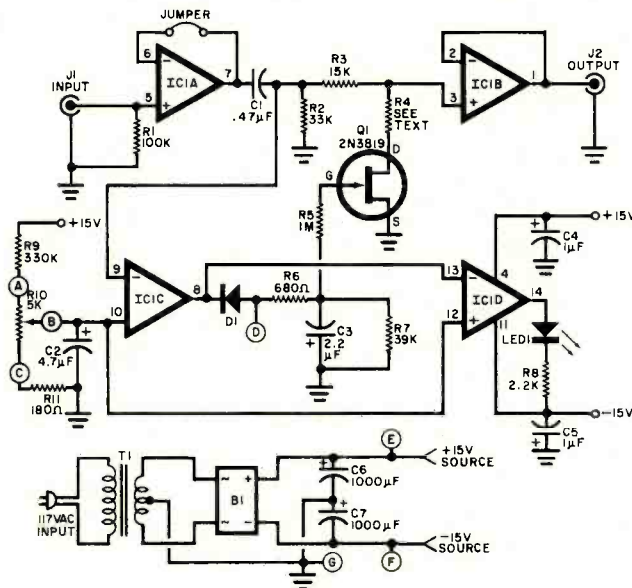


Fig. 1. Schematic of the audio gate circuit, including power supply.

PARTS LIST

- | | |
|---|---|
| B1—Full-wave bridge rectifier module, 1-A, 100-V or more | R3—15 k Ω |
| C1—0.47- μ F, 100-V Mylar capacitor | R4—see table |
| C2—4.7- μ F, 16-V electrolytic | R5—1 M Ω |
| C3—2.2- μ F, 35-V tantalum or low-leakage electrolytic | R6—680 Ω |
| C4, C5—1- μ F, 35-V electrolytic | R7—39 k Ω |
| C6, C7—1000- μ F, 25-V radial-lead electrolytic | R8—2.2 k Ω , 1/2 W |
| C8* #, C9* #—1000- μ F, 25-V electrolytic | R9*—330 k Ω |
| C10 #—2.2- μ F, 50-V nonpolarized electrolytic | R10*—5-k Ω linear-taper potentiometer |
| D1—1N914 diode | R11*—180 Ω |
| IC1—TL074CN quad Bi-FET op amp | R12 #, R13 #—47 Ω |
| J1, J2—RCA-type phono jacks | R14 #—11 k Ω |
| LED1—Red light-emitting diode | R15 #—100 k Ω |
| The following resistors are all 1/4-W, 5% unless otherwise noted: | R16 #—50-k Ω audio taper potentiometer |
| R1—100 k Ω | Q1—2N3819 or GEFET1 transistor |
| R2—33 k Ω | T1—24-V center tap, 100-mA secondary |

*Denotes component *not* required in duplicate for stereo version
#Denotes component required for optional features as described in text

equipment is used, it should precede the audio gate.) With an audio signal present, practice adjusting threshold control *R10*. You should hear the gain change when the audio input exceeds the threshold level, and *LED1* should light simultaneously. If *R10* is set too low, the noise may not be attenuated; if *R10* is set too high, the audio level may fluctuate erratically.

Applications. The audio gate was designed for flexibility. Consequently, certain adaptations must be made for specific applications.

For example, the optimum amount of gate attenuation depends on the relative noise content of the incoming signal and how objectionable an abrupt level change would be.

As little as 3 to 6 dB of gating will help in the transfer of old phonograph records to tape or make voices recorded in noisy locations stand out from the background din, enhancing intelligibility. Film soundtrack recording used such methods until the advent of extensive studio re-recording ("looping"). However, it is still common in television, where production budgets are tighter.

The preferred amount of gating in home-music systems ranges from 12 dB for background music down to around 6 dB for more critical listening. On the other hand, 20 dB is not excessive when muting a public-address microphone if the exact threshold is adjusted carefully. The table gives values for *R4* to produce five different gate attenuations between 3 and 20 dB.

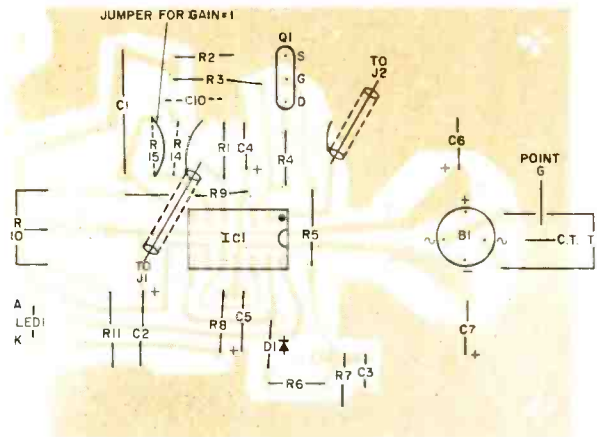
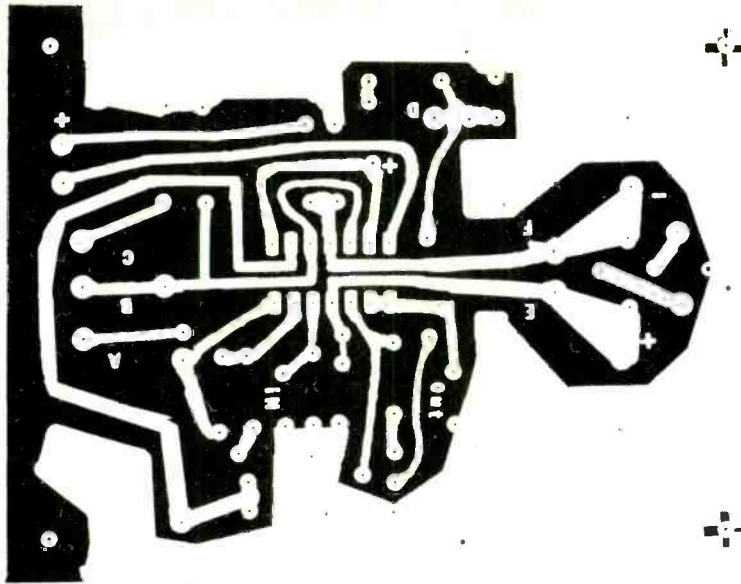


Fig. 2. Use the foil pattern at top to make a printed circuit board and install components as shown.

Value of R4 Audio Gate Attenuation

33 kΩ	3 dB
15 kΩ	6 dB
8.2 kΩ	9 dB
4.7 kΩ	12 dB
1.5 kΩ	20 dB

If gain is needed to bring audio levels up to the specified input range, two modifications to the audio gate's first stage are recommended. Improved signal-to-noise ratio is obtained when the rectifier is moved off the circuit board and additional filtering is added (Fig. 3). The first stage is then set up to provide a voltage gain of 10 (Fig. 4). Increasing $R15$ will raise the gain further, but exceeding about 470 kilohms will introduce noise and instability. If input gain is *not* needed, a wire jumper *must* be used in place of $R15$.

The audio gate can be useful in electronic music experiments where a number of audio signals are being mixed together. For example, nearly all synthesizers produce some vaguely musical "noise" at full gain. This is fedthrough from the internal voltage-controlled attenuators. A bank of synthesizers working together—or any other group of sound generators combined in parallel—would exhibit a lower residual output if each input was first

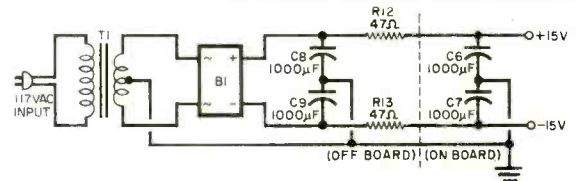



Fig. 3. The S/N can be improved by using extra filtering as shown here.



View of the internal arrangement of the author's prototype.

Now NRI takes you inside the new TRS-80 Model III microcomputer to train you at home as the new breed of computer specialist!

NRI teams up with Radio Shack advanced technology to teach you how to use, program, and service state-of-the-art microcomputers.



It's no longer enough to be just a programmer or a technician. With microcomputers moving into the fabric of our lives (over 250,000 of the TRS-80™ alone have been sold), interdisciplinary skills are demanded. And NRI can prepare you with the first course of its kind, covering the complete world of the microcomputer.

Learn At Home in Your Spare Time

With NRI training, the programmer gains practical knowledge of hardware, enabling him to design simpler, more effective programs. And, with advanced programming skills, the technician can test and debug systems quickly and easily.

Only NRI gives you both kinds of training with the convenience of home study. No classroom pressures, no night school, no gasoline wasted. You learn at your convenience, at your own pace. Yet you're always backed by the NRI staff and your instructor, answering questions, giving you guidance, and available for special help if you need it.

You Explore the New TRS-80 Model III Inside and Out

NRI training is hands-on training, with practical experiments and demonstrations as the very foundation of

your knowledge. You don't just program your computer, you go inside it...watch how circuits interact...interface with other systems...gain a real insight into its nature.



Training includes the new TRS-80 Model III microcomputer, 6-function LCD Beckman multi meter, and the NRI Discovery Lab with hundreds of tests and experiments.

You also work with a precision 26-scale, 6-function LCD Beckman multimeter featuring full portability and a 3½ digit display. Using it along with the exclusive NRI Discovery Lab and your TRS-80, you perform over 60 separate experiments in all. You learn how to troubleshoot and gain greater understanding of the information your tests give you.

Advanced Technology Microcomputer Is Yours to Keep

As part of your training, NRI sends you the new, state-of-the-art TRS-80 Model III microcomputer. This functional unit is complete with 65-key keyboard and 12" display in one desk-top unit. It features

high-speed cassette loading, built-in interface for parallel printer, and provisions for optional disk drive. Its 4K RAM is internally expandable to 16K or 48K and its BASIC language is compatible with most Model I software.

Along with your multimeter and the NRI Discovery Lab, this latest concept in advanced microcomputers is yours to learn with, yours to keep and use for your own personal programs, business use, and other applications.

Send for Free Catalog...No Salesman Will Call


Get all the details on this exciting course in NRI's free, 100-page catalog. It shows all equipment, lesson outlines, and facts on other electronics courses such as Complete Communications with CB, TV and Audio Servicing, Digital Electronics, eleven different interest areas in all.

Send today, no salesman will ever bother you. Keep up with the latest technology as you learn on the world's most popular computer. If postcard has



been used, write to NRI Schools, 3939 Wisconsin Ave., Washington, D.C. 20016.

NRI Schools
 McGraw-Hill Continuing
 Education Center
 3939 Wisconsin Ave.
 Washington, D.C. 20016
We'll train you for the good jobs.



(TRS-80 is a trademark of the Radio Shack division of Tandy Corp.)

28K Commodore VIC Personal Computer **\$299**

(60% more powerful than VIC-20)

FOR THE SPECIAL SALE PRICE OF \$299⁰⁰

You get the Commodore VIC-20 computer—plus we add 60% more programming power. This powerful full sized extra featured computer includes the 6502 microprocessor (like Apple) 20,000 bytes ROM with a 16K extended microsoft Level II BASIC, 8000 bytes user RAM, plug in expandable to 32K RAM, 66 key typewriter professional keyboard with graphic symbols on keys, 16 colors with command keys, sound and music, real time, upper lower case, full screen editing cursor, floating point decimal and trig functions, has high resolution graphics, 512 displayable characters, test display is 23 lines 22 characters, will accept TAPE-DISK-PLUG IN CARTRIDGES, we have great games and many other programs. It has low cost direct plug in peripherals, does not require an expensive interface board for modems, printers or floppy disk. Connects to any TV, includes AC adapter, R.F. modulator, switch box, self teaching instruction book, comes in a beautiful console case for only \$299. (You can get a 41 K COMMODORE VIC for only \$379). We stock more VIC-20 programs and accessories than anyone—Write for free catalog!

15 DAY FREE TRIAL. Return within 15 days complete and undamaged for refund of purchase price.

DON'T MISS THIS FANTASTIC SALE!! Phone 312-382-5244 to order and get delivery in 2 to 7 days, or send a certified check, money order or personal check to: **PROTECTO ENTERPRIZES, BOX 550 BARRINGTON, ILL. 60010. WE HONOR VISA AND MASTER CHARGE,** ship COD. Add 10.00 for shipping, handling, insurance. Illinois residents add 6% tax.



CIRCLE NO. 46 ON FREE INFORMATION CARD

FREE

McIntosh

STEREO CATALOG and FM DIRECTORY

Get all the newest and latest information on the new McIntosh stereo equipment in the McIntosh catalog. In addition you will receive an FM station directory that covers all of North America.



**SEND
TODAY!**

McIntosh Laboratory, Inc. PE
East Side Station P.O. Box 96
Binghamton, N.Y. 13904-0096

NAME _____
ADDRESS _____
CITY _____ STATE _____ ZIP _____

If you are in a hurry for your catalog please send the coupon to McIntosh. For non rush service send the Reader Service Card to the magazine.

CIRCLE NO. 29 ON FREE INFORMATION CARD

www.americanradiohistory.com

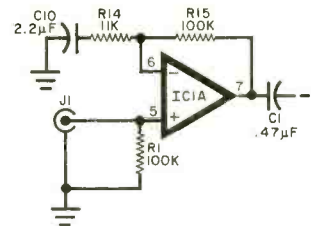


Fig. 4. First stage with gain of 10.

fed through an audio gate.

An alternate application involves modifying the gate's attack and decay rates. Figure 5 shows $R6$ and $R7$ as potentiometers, permitting the audio gate's attack and decay times to be continuously adjustable. Note that the minimum value of $R7$ must not be less than $R6$ to ensure full gating.

Portable operation is possible with two 9-V batteries (Fig. 6). Since gate adjustment is largely done by ear, $LED1$ can be eliminated in the interest of power conservation.

Stereo Operation. Since many applications for the audio gate involve monophonic signals, this unit was designed accordingly. However, for stereo operation it is only necessary to build a second pc board, duplicating all

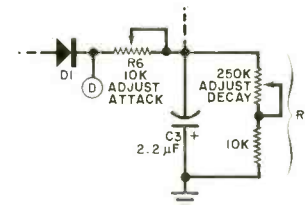


Fig. 5. Using pots for $R6$ and $R7$.

the components of Fig. 1 *except* those marked with an asterisk in the parts list. Then tie the boards together electrically with jumper connections between five key points on the two boards (B , D , E , F , and G). That is, wire left-channel point B to right-channel point B , D to D , etc.

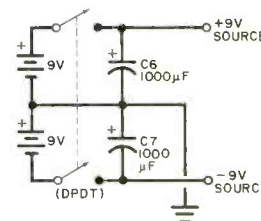


Fig. 6. Power supply for portability.

Both gates will open when either (both) stereo channel(s) is (are) active, and neither gate will attenuate until both channels are inactive. This simultaneous action prevents unwanted stereo-image shift at low-input levels. ♦

4-TRACE CONVERTER FOR OSCILLOSCOPES

Make your single-trace instrument more useful with this low-cost circuit

BY JIM MORGAN

HAVE you ever found yourself staring at the nonworking "innards" of a stereo audio amplifier or a complex digital circuit, wishing you had a multi-channel oscilloscope? Now, for about \$70, you can build an oscilloscope switch that can display 2, 3, or 4 channels of inputs on a single-trace scope.

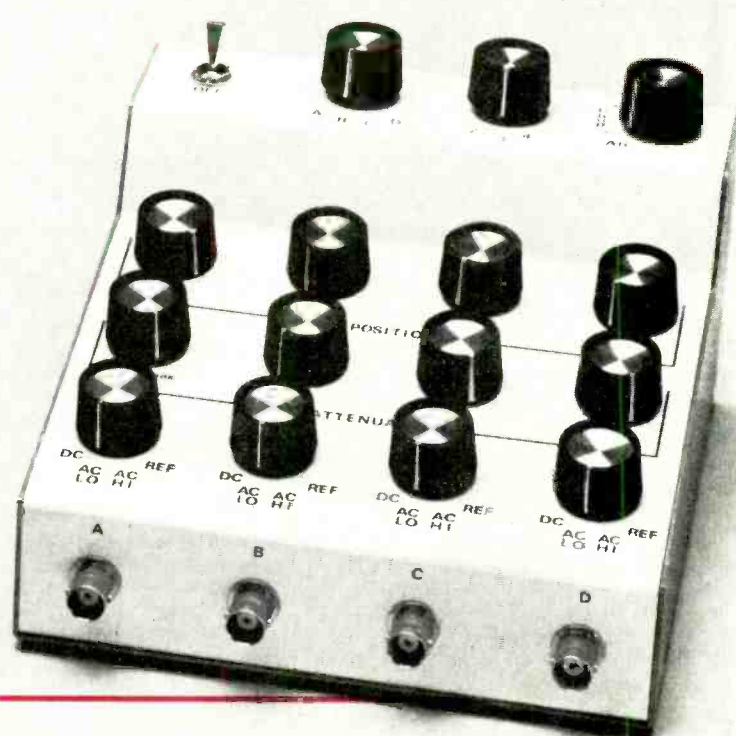

Bandwidth at the 3-dB point is about 4.5 MHz, but the scope switch is usable with signals up to about 20 MHz. Isolation between switches approaches 65 dB, and the input impedance is 98 kilohms (which can be improved if desired). On ac, the switcher will accept signals to 15 V peak-to-peak, while on dc, signals can be ± 7.5 V. The display can be chopped at adjustable frequencies from 12 to 210 kHz, and a fixed 200-Hz rate is also available. A built-in trigger processor provides a choice of input channel to do the oscilloscope triggering.

Power requirement is ± 9 V from alkaline cells or a simple line-operated power supply.

The switcher can also be used as the staircase generator for a transistor curve tracer, or it can produce four outputs from a single source so that a single audio preamplifier can drive four power amplifiers. A single video source can also be used to drive four video monitors. The complete schematic is shown in Fig. 1.

Circuit Operation. The central element of the oscilloscope switcher is *IC1*, a CMOS quad analog switch. This chip contains four independent spst switches (electronic), each controlled by its own flip-flop. When a CMOS switch is "open," its impedance approaches 2000 megohms, which provides ample isolation between the input and output. In the closed condition the series resistance is approximately 80 ohms, and the attenuation of conducted signals is insignificant.

Since the switcher's four input chan-



4-trace converter

nels are similar, we will discuss only channel A. The desired input signal, applied to *J1*, is coupled to DC/LO/HI/REF selector switch *S1*. In the DC position, the input signal is directly coupled to *IC1*, while in the LO or HI positions, the signal is ac-coupled through either *C1* for low frequencies or *C2* for high frequencies. In the REF position, the switch is fed a dc voltage determined by the setting of POSITION control *R5* to allow for trace positioning. The signal at *J1* is also coupled to the trigger-processing circuit to synchronize the scope to the selected signal.

The POSITION control (*R5*) is connected across the positive and negative

voltage sources so that each trace can be positioned as desired on the scope CRT display. Capacitor *C3* bypasses the input signal away from the POSITION control and effectively places the lower end of the ATTENUATION potentiometer at ground level. The POSITION control applies a selected dc bias to the switch input to determine trace position.

The four switch outputs (pins 2, 3, 9, and 10 of *IC1*) are connected in parallel and feed the SCOPE VERTICAL INPUT (*J5*).

When CHOP-ALTERNATE switch *S5* (fitted to STABILITY potentiometer *R10*) is in the CHOP (open) position, astable multivibrator *IC2* can be ad-

justed via STABILITY control *R10* to generate pulses whose frequency ranges from 12 to 210 kHz. When *S5* is in the ALTERNATE (closed) position, the large value of *C13* is placed in the timing circuit, reducing the *IC2* output frequency to approximately 200 Hz.

The CHOP mode of *S5* is used when observing low-frequency signals, while the ALTERNATE mode is used for observing high frequencies. STABILITY control *R10* can be adjusted to remove any flicker or display breakup when the input frequency is similar to the *IC2* pulse frequency or one of its harmonics.

The output of *IC2* drives decade counter *IC3*, whose outputs, in turn, drive the four flip-flops within *IC1*.

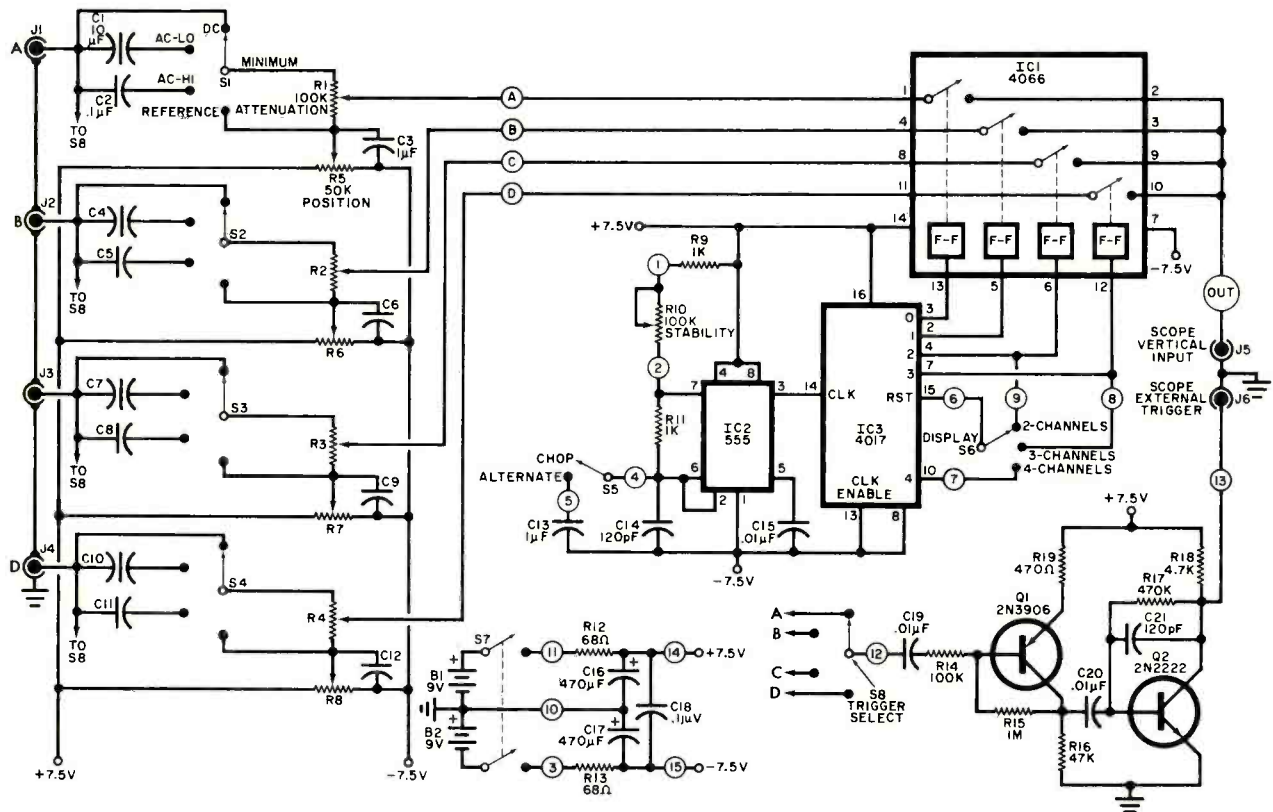


Fig. 1. The heart of the scope switcher is a CMOS quad analog switch.

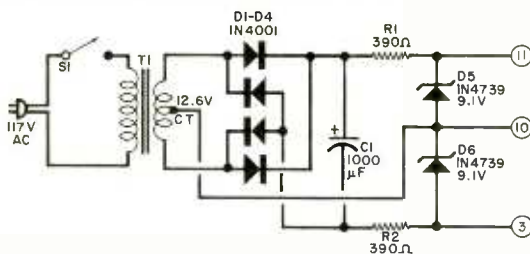
PARTS LIST

B1, B2—Six 1.5-V alkaline cells
 C1, C4, C7, C10—10- μ F, 30-V nonpolarized capacitor
 C2, C5, C8, C11, C18—0.1- μ F, 50-V Mylar capacitor
 C3, C6, C9, C12, C13—1- μ F, 30-V tantalum capacitor
 C14, C21—120-pF, 50-V disc capacitor
 C15, C19, C20—0.01- μ F, 50-V Mylar capacitor
 C16, C17—470- μ F, 16-V electrolytic
 IC1—4066 quad switch
 IC2—555 timer
 IC3—4017 decade counter
 J1 through J6—BNC connector, UG-1094

Q1—2N3906 pnp transistor
 Q2—2N2222 npn transistor
 The following are $\frac{1}{4}$ -W, 10% resistors unless otherwise noted:
 R1, R2, R3, R4—100-k Ω linear-taper potentiometer
 R5, R6, R7, R8—50-k Ω linear-taper potentiometer
 R9, R11—1 k Ω
 R10—100-k Ω , audio-taper potentiometer with attached switch (S4)
 R12, R13—68 Ω
 R14—100 k Ω
 R15—1 M Ω
 R16—47 k Ω

R17—470 k Ω
 R18—4.7 k Ω
 R19—470 Ω
 S1, S2, S3, S4, S8—4-position rotary switch
 S5—Spst switch (part of R10)
 S6—3-position rotary switch
 S7—Dpdt slide switch
 Misc.—Suitable case (6 $\frac{1}{2}$ " \times 6" \times 3", Sprague QEP-1715-01 or similar), hookup wire, battery holders, knobs, press-on type, mounting hardware, etc.
Note: The following is available from Hi-Technology Designs, Box 457, Fairview, OR 97024: etched and drilled pc board for \$6.95.

Fig. 2. Optional ac-powered dc supply can be used instead of batteries.



PARTS LIST (Power Supply)

C1—1000- μ F, 50-V electrolytic
 D1 through D4—1N4001
 D5, D6—1N4739, 9.1-V zener
 R1, R2—390- Ω , 1/4-W resistor


S1—Spst switch
 T1—12.6-V, 1.2-A transformer (Radio Shack 273-1505 or similar)
 Misc.—Line cord, hook-up wire, tie lugs, etc.

Construction. The project can be assembled using point-to-point wiring or the pc board shown in Fig. 3. Component installation is shown in Fig. 4. The circled letters in Fig. 1 and Fig. 2 refer to pads on the pc board. Note that some resistors are mounted on end to conserve board space. Note also that input capacitors C1, C4, C7, and C10 are nonpolarized types, while the STABILITY control has an associated switch (S5) that closes when this control is at its extreme counterclockwise position. If you take care with lead dress, frequencies up to and beyond 4.5 MHz can

DISPLAY switch S6 is connected to the reset input of IC3 and enables selection of three of the IC3 outputs to allow the display of two, three, or four traces on the scope display. The use of the decade counter ensures that only one flip-flop within IC1 is enabled at a time.

TRIGGER SELECT switch S8 selects one of the inputs from J1 through J4 and applies the selected signal to the trigger processor formed by Q1, Q2, and their associated components. Essentially, the two-transistor circuit forms a high-gain amplifier/shaper whose output is coupled via J6 to the scope's external trigger input. The two-transistor circuit will operate with inputs as low as 10-mV rms.

Since the current requirement is less than 20 mA, a pair of 9-V batteries can be used for the power supply. If B1 and B2 are formed from six 1.5-V alkaline cells in series, up to 80 hours of intermittent duty can be expected. An optional ac-powered dc supply is shown in Fig. 2.



Internal view of the author's prototype.


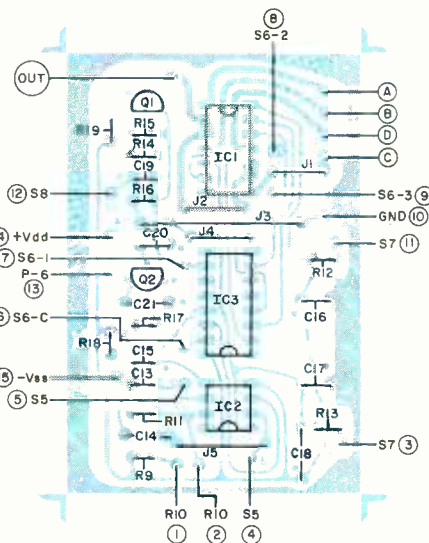


Fig. 3. Exact-size foil pattern.



4-trace converter

and - 7.5 V between pads 15 (-) and 10 (GND). Also check that the correct dc input voltage appears at the pertinent pads of the three ICs.

Connect a scope between pin 3 of IC2 and ground. A series of pulses should be displayed. Now, by starting at the maximum clockwise position of STABILITY control R10, and rotating this control counterclockwise, the displayed pulse frequency should increase. When the associated switch (S5) closes, the pulse frequency should drop to about 200 Hz. You may have to reverse the connections to R10 to get the desired result.

Set the scope vertical attenuator to 1 V/division, dc input, and position the trace on the center graticule line. On the switcher, set all the POSITION controls fully counterclockwise, DISPLAY (S6) switch to 4 CHANNELS, and the ATTENUATION controls to maximum. Connect the scope vertical input to SCOPE VERTICAL INPUT connector J5.

Now, with the scope on internal trigger, a straight-line image should appear near the bottom of the screen. Adjust the four POSITION controls on the scope switcher to create a staircase of convenient size with channel A on the bot-

tom, channel B above it, then channel C, and finally channel D on the top. Adjust the scope's vertical attenuator and position controls to center the display. Each step of the staircase should be about a 2-V increment.

Connect the switcher's SCOPE EXTERNAL TRIGGER jack (J6) to the scope's external trigger input and set the scope trigger controls accordingly. Using a signal generator, apply analog or digital signals to the four input connectors and note that they appear on the four traces. Use the TRIGGER SELECT switch (S8) to select the desired trigger signal and adjust the scope trigger controls for a stable CRT display. You can now adjust the ATTENUATION and POSITION controls on the switcher to position the image as desired.

Other Applications. Besides its application as a four-trace add-on for oscilloscopes, the switcher can also be used as a variable-frequency square-wave generator with a maximum peak-to-peak output of 15 V. To implement this operation, set the input selector switches (S1 to S4) to REFERENCE and the DISPLAY switch (S6) to 2 CHANNELS. If the DISPLAY switch is now set to 3 or 4

CHANNELS, and the scope traces are centered, the frequency present at SCOPE VERTICAL INPUT connector J5 will be lowered by one-third and one-half, respectively. The staircase output can be used as a driver for a transistor curve tracer.

Since IC1 is bilateral, a signal can be applied to J5 and then distributed to four different circuits connected to J1 through J4. This setup will also work with digital signals—you can drive four displays from one computer (or video game).

Some design tradeoffs were made to keep the cost down. For example, the ATTENUATION controls are low-cost 100-kilohm units, which in conjunction with the scope input impedance, produces a 98-kilohm input impedance for the switcher. The input attenuators (R1-R4) may be increased to 1-megohm units, but circuit response time will increase because it will take longer to change the input capacitors. This approach could be used when monitoring high-impedance circuits. However, a high input impedance will cause some rolloff on the edges of observed pulses if the ATTENUATION controls are in other than their MINIMUM positions. ◇

Do your breadboarding by the numbers with new A P Circuit-Strips.

Our new Circuit-Strip™ breadboard is a smaller version of the world-famous A P PRODUCTS Super-Strip™. But Circuit-Strip goes one better by giving you a molded-in alpha-numeric grid for faster and easier identification of every tie-point in your circuit. Schematics can be labeled with each tie-point's alpha-numeric location to make circuit building faster and trouble-shooting much easier.

Circuit-Strip combines the plug-in ease of a solderless tie-point matrix with the convenience of four separate distribution

buses of 35 tie-points each for power, ground and signal lines. All sizes of DIPs and discrete components with lead diameters up to .032" can be accommodated.



Call TOLL FREE, 800-321-9668, for the name of the distributor nearest you. (In Ohio, call collect: (216) 354-2101.)

A P PRODUCTS INCORPORATED
9450 Pineneedle Drive
P.O. Box 603
Mentor, Ohio 44060
(216) 354-2101
TWX: 810-425-2250



In Europe, contact A P PRODUCTS GmbH
Baeumlesweg 21 • D-7031 Weil 1 • W. Germany

CIRCLE NO. 7 ON FREE INFORMATION CARD

PROGRAMMING EPROM'S WITH A SMALL COMPUTER


Hardware-software system interfaces with computer for easy, sophisticated programming from keyboard, cassette or disk

BY JOHN DOOLITTLE
AND SLOBODAN TKALCEVIC

Part 1

WHY pass up advanced digital construction projects because they involve EPROM (Erasable Programmable Read Only Memory) programming? If a small computer such as the TRS-80 is available, then the EPROM programmer described here can expand your digital design work inexpensively. This modest-cost peripheral device can program EPROMs with data loaded from a keyboard, cassette, or diskette. Its other operating modes verify programmed EPROMs against the programming buffer, list the EPROM or programming buffer contents to the monitor screen, copy the contents of one EPROM to another and check that an EPROM is completely erased before re-programming.

EPROMs are most commonly used for storing machine-language programs to control microprocessors or for storing look-up tables where a large number of inputs and outputs are needed (for example, converting one binary



code to another, defining mathematical functions, or controlling sequential circuits). Usually, microprocessor control programs that are to be stored in EPROM are written in assembly language and then converted into machine-compatible binary code. While this can be done by manually resolving the necessary op-codes and addresses, a more efficient approach is to use a small computer that supports a text editor and assembler. Once the assembly language text is entered and assembled into binary code, it can then be written directly to EPROM using the peripheral programmer.

An EPROM programmer interfaced with a computer benefits from system software support (such as an editor or assembler), and can use the logic and computational resources of the computer to control its operation. By making address generation and programming-pulse sequencing into software tasks, the hardware component count can be reduced to a bare minimum.

This EPROM programmer can program 2704-, 2708-, 2758-, 2716-, 2732-, and 2532-type EPROMs, giving the user a selection of 1/2K, 1K, 2K, or 4K by 8-bit devices. The design includes five power supplies to provide the voltages necessary to program all these memory chips. While the printed circuit directly interfaces with the TRS-80 Model I expansion bus using a 40-conductor ribbon cable, its design can be easily adapted for any computer that allows access to the CPU data and address lines.

Working with EPROMs. There are basically only two operating modes for EPROMs: Read and Program. Most EPROMs are byte-addressable, which means that 8 bits of memory contents can be accessed by specifying a unique byte address. The data lines remain electrically disconnected, or "three-stated," until the chip is enabled. This allows several memories or I/O devices to share the same data bus in turn. Once enabled by supplying a *chip select* signal, data may be read from the device simply by providing the desired address. Valid data becomes available on the output lines a short time after the address is specified. This brief delay, or "access time," allows the address lines to settle to constant values.

Before programming, all bit locations of an EPROM are in the one state as a result of exposure to ultraviolet light. Data is placed in the device by entering zeros at the required bit locations of any byte addressed. The Program mode is activated by supplying a write-enable signal and a programming pulse

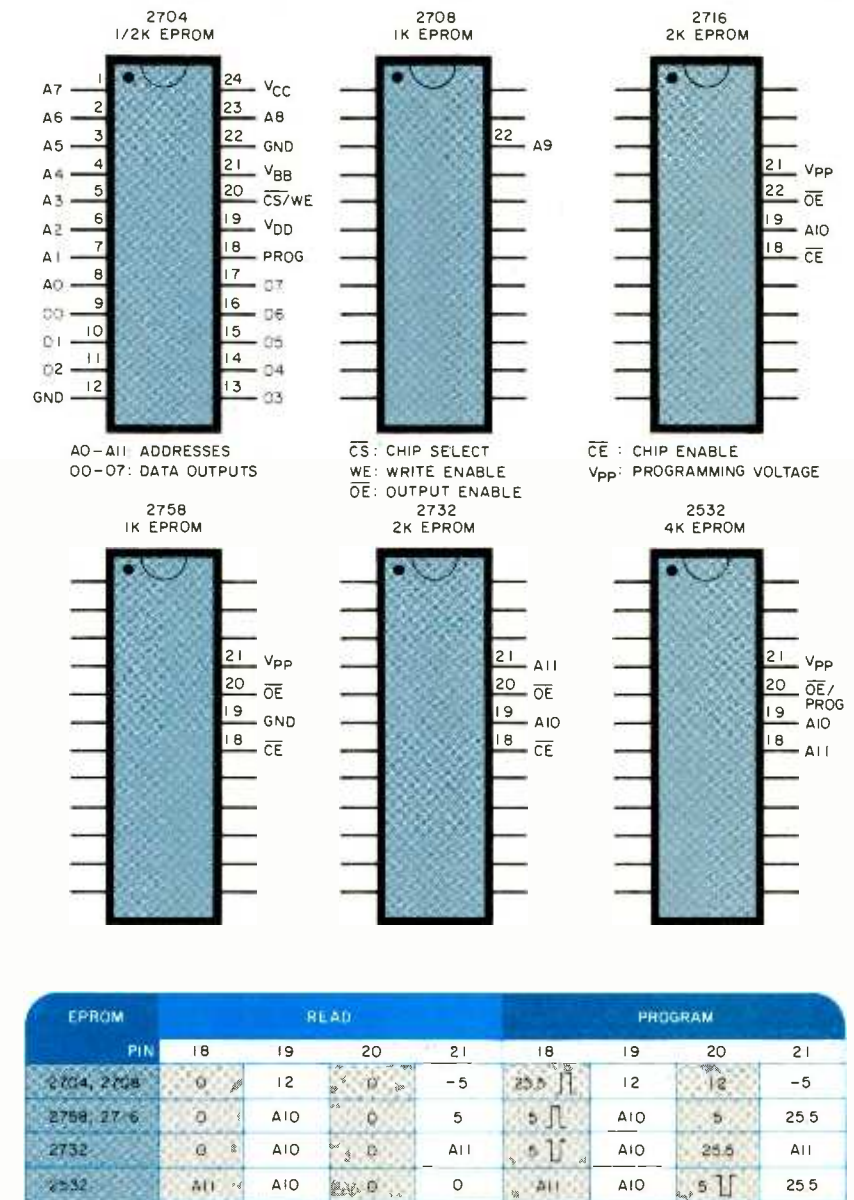


Fig. 1. Pin designations and programming signals for the EPROM chips that are programmable with this project.

to the appropriate pins. The duration and amplitude of the programming pulse must be within specified limits. Some EPROMs (2758, 2716, 2732, and 2532) can be programmed in one pass because a relatively long pulse is supplied for each byte addressed. Other types (2704 and 2708) demand that a short programming pulse be repeated many times with a delay inserted between pulses. (This allows for adequate heat dissipation.) Whatever the EPROM type, it is normal to make many passes through the entire memory until each affected bit location has been pulsed for a total time exceeding a specified minimum.

Verification after programming is done by reading back the contents of all programmed bit locations and comparing them with the original data. If modifications to the EPROM data are deemed necessary, and involve changing a 1 to a 0, they are easily made by reprogramming with the altered data. Of course, corrections that involve changing a 0 to a 1 can only be made by first erasing the EPROM.

All of the EPROMs considered here are 24-pin DIP packages which have identical pin configurations except for the assignment of pins 18 through 21. The pin designations and programming signals for all chips programmable with

TABLE I-PORT ADDRESSES

8255 Port	CPU I/O Port Address
A	F8H
B	F9H
C	FAH
Control	FBH

the EPROM programmer are shown in Fig. 1. The similarity in pinouts means that a general circuit can be designed to accommodate the various types with only four lines being unique to each EPROM. The connection of these four lines can be made most conveniently by

routing the affected signals through "personality" modules wired specifically for each EPROM type.

Circuit Operation. The schematic diagram of the EPROM programmer appears in Figs. 2 and 3. Computer interfacing is greatly simplified by designing the circuit around a general-purpose programmable I/O device such as the Intel 8255A Programmable Peripheral Interface (PPI), shown logically in Fig. 4. This chip communicates with the CPU through the eight lines of the data bus and provides for 24 I/O lines that can be connected to the computer data bus under program control.

PARTS LIST

- C1,C2—1000- μ F, 16-V electrolytic
- C3—1000- μ F, 50-V electrolytic
- C4—22- μ F, 15-V electrolytic
- C5,C6,C8—0.1- μ F, 20-V disc ceramic
- C7—0.1- μ F, 50-V disc ceramic
- D1 through D6—1N4004 diode
- F1—0.5-A fuse and holder
- IC1—8255 programmable peripheral interface
- IC2—74LS30 8-input NAND gate
- IC3—74LS32 quad 2-input OR gate
- IC4—74LS04 hex inverter
- IC5,IC6—75451 dual peripheral AND driver
- IC7,IC8—723 precision voltage regulator
- IC9—LM320-5 negative 5-V regulator
- IC10—LM340-5 positive 5-V regulator
- IC11—LM340-12 positive 12-V regulator
- K1—24-V, 700-ohm 4pdt relay (Potter-Brumfield R10-E1-W4-V700, with socket 27E213, or similar)
- LED1—Green light-emitting diode
- LED2,LED3—Red light-emitting diode
- The following are 1/4-W, 5% resistors unless otherwise noted:
- R1,R4,R6,R7,R10,R17—2200 ohms
- R2,R11—10,000 ohms
- R3—5600 ohms
- R5,R9—10-ohm, 1/2-W
- R8,R12—10,000-ohm potentiometer
- R13—220 ohms
- R14,R15,R16—330 ohms
- S1—Spst switch
- SO1—24-pin, zero-insertion-force socket (Textool 224-3344 or similar)
- T1—10-20 CT-40 CT, 300-mA transformer (Triad F-91X)
- Misc.—Four 16-pin DIP header sockets with covers, suitable enclosure, 40-conductor ribbon cable with connectors, line cord, mounting hardware, etc.

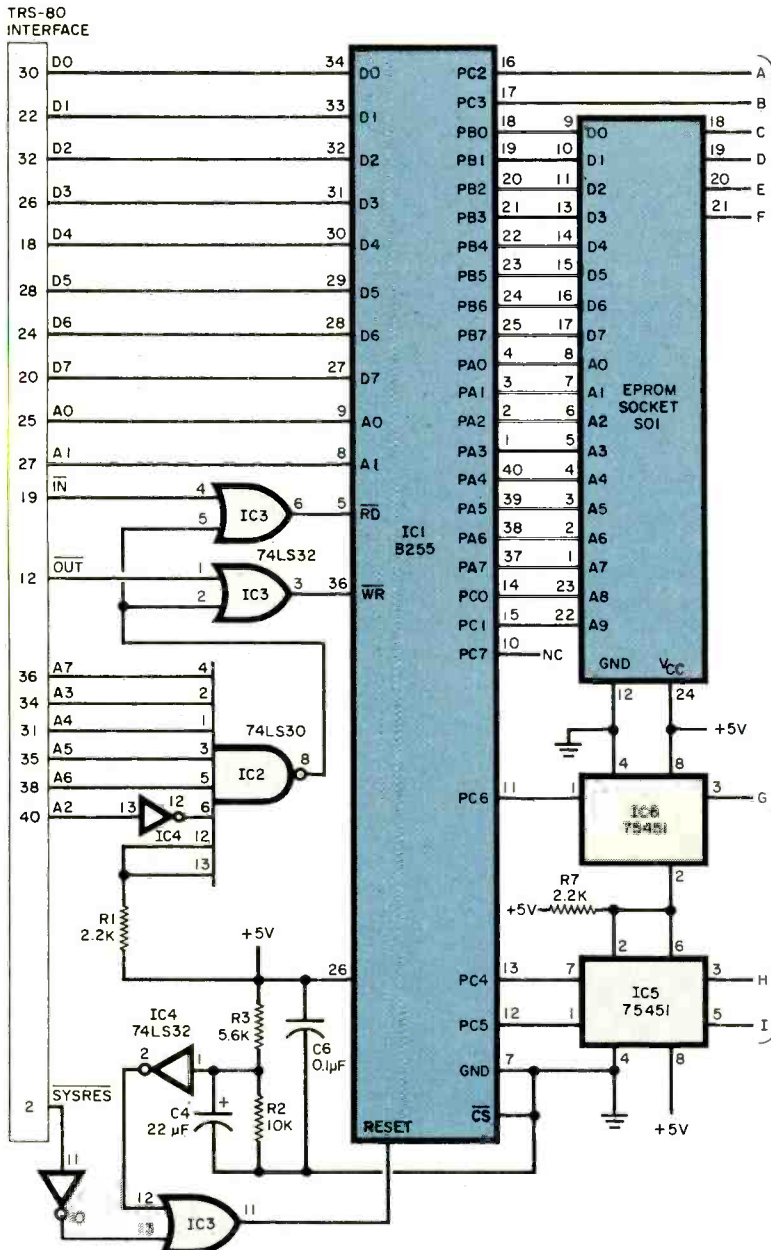


Fig. 2. Interfacing to the computer is provided by a general-purpose programmable I/O device, the 8255A.

Note: The following are available from Parhelion Inc., Box 3602, Stanford, CA 95405: complete kit including drilled and etched pc board, enclosure, and driver program listing for \$134.95, plus \$5 for postage and handling. Also available separately are an etched and drilled pc board for \$21.95, plus \$2 for postage and handling; driver program for \$10.95; driver program on cassette for \$19.95, plus \$1 for postage and handling; driver program on diskette for \$21.95, plus \$1 for postage and handling. California residents, please add 6 1/2% sales tax.

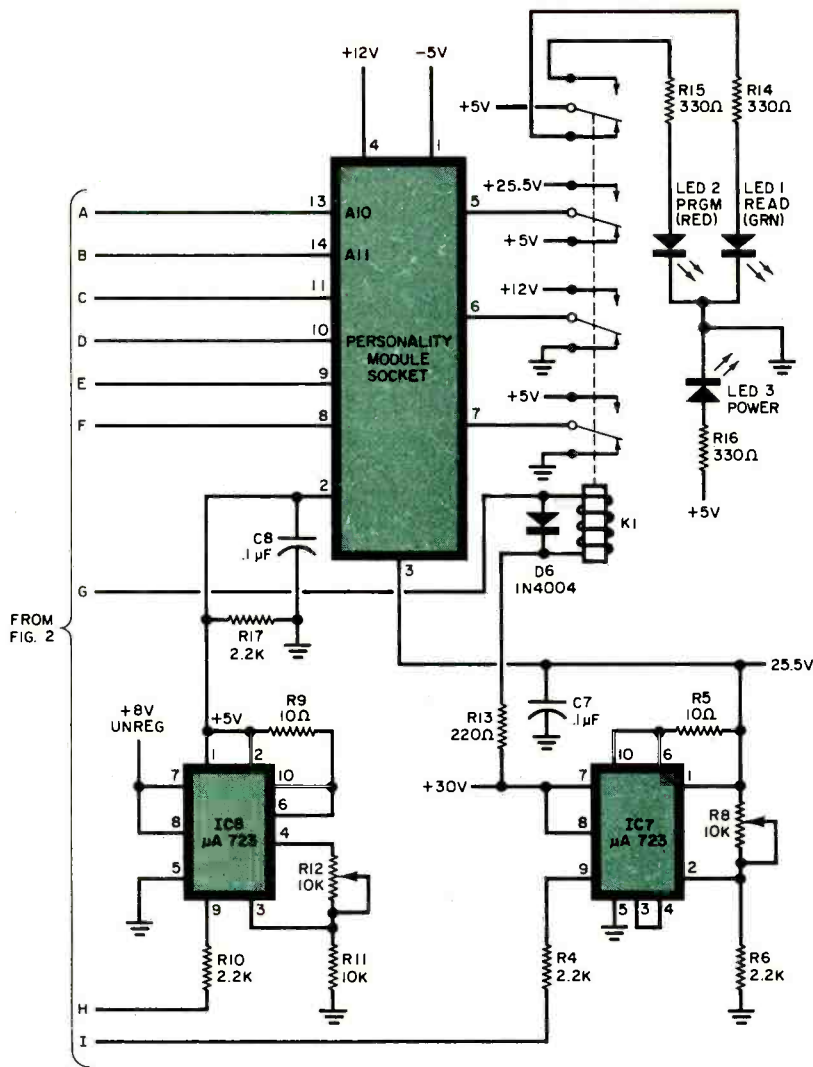


Fig. 3. Precision voltage regulators IC8 and IC9 are used to supply 5- and 25.5-V programming pulses.

TABLE II—CONTROL BYTE FUNCTIONS

Control byte	8255 response	Function
00	reset PC0	reset EPROM add. A8
01	set PC0	set EPROM add. A8
02	reset PC1	reset EPROM add. A9
03	set PC1	set EPROM add. A9
04	reset PC2	reset EPROM add. A10
05	set PC2	set EPROM add. A10
06	reset PC3	reset EPROM add. A11
07	set PC3	set EPROM add. A11
08	reset PC4	turn off 25.5V
09	set PC4	turn on 25.5V
0A	reset PC5	turn off 5V
0B	set PC5	turn on 5V
0C	reset PC6	relay PROGRAM mode
0D	set PC6	relay READ mode
0E	reset PC7	not used
0F	set PC7	not used
80	all 8255 ports in output mode	PROGRAM mode
82	8255 ports A&C output, B input	READ mode

In this application, the 8255A's I/O lines are organized into two eight-bit ports (A and B) and a special port (C) with eight lines that can be set or reset independently—without disturbing the other bits of the port. The lower half of port C is used in conjunction with port A to supply up to 12 bits of address information to the EPROM from the CPU data bus. The upper half of port C controls relay K1 and the switchable power supplies during the programming sequence.

Port B is used for data transfer between the EPROM and the CPU. An additional 8255A port (Control) receives a control byte which configures separately ports A, B, and C for input or output as required. The 8255A remains in a specified configuration until a new control byte is sent by the computer.

Connection of the A, B, C, or Control ports to the computer data bus is accomplished by using "port-addressed I/O." Computer address lines A0 and A1 supply the Port Select signals while addresses A2 through A7 are combined through 8-input NAND gate IC2, allowing the \overline{IN} and \overline{OUT} control signals from the TRS-80 to pass to IC1. Address line A2 is inverted by an element within IC4 so that unique I/O ports can be specified without conflicting with the TRS-80 assigned port address of FFH for the cassette recorder. The resulting TRS-80 I/O port addresses for the 8255A's A, B, C, and Control ports are listed in Table I.

When power is first applied, the 8255A automatically resets via the \overline{SYSRES} signal, causing all ports initially to be in the input mode. The reset condition is maintained for about 200 ms by R2 and C4. The 8255A will also be reset whenever the TRS-80 system reset button is operated. This initializes the unit to a known state and protects any EPROM left in the programming socket from inadvertent pulses which might result from an undefined initial state.

As shown in Fig. 5, supply voltages are provided so that several EPROM types are programmable with this circuit. Constant -5, 5, and 12 V are delivered by three-terminal regulators, while 5- and 25.5-V programming pulses, which must be switched under precise control of the software, are supplied by using precision voltage regulators IC7 and IC8 (Fig. 3). Frequency compensation (pin 9) is connected through analog switch IC5 to ground. When a logic 1 is supplied by the 8255A control line (PC4 or PC5), the compensation is allowed to float, turning on the precision regulator. A logic ZERO

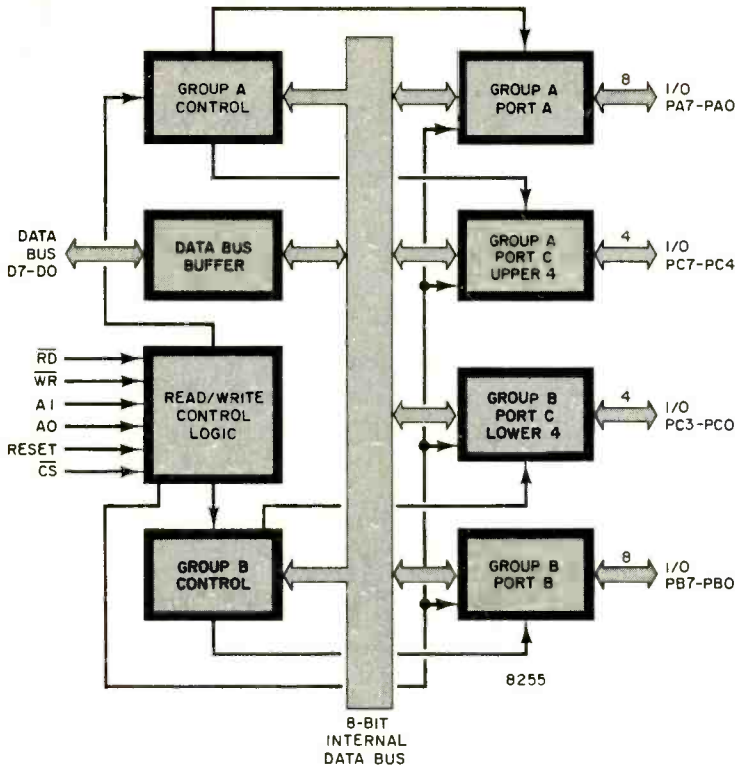


Fig. 4. Internal logic arrangement of the Intel 8255A.

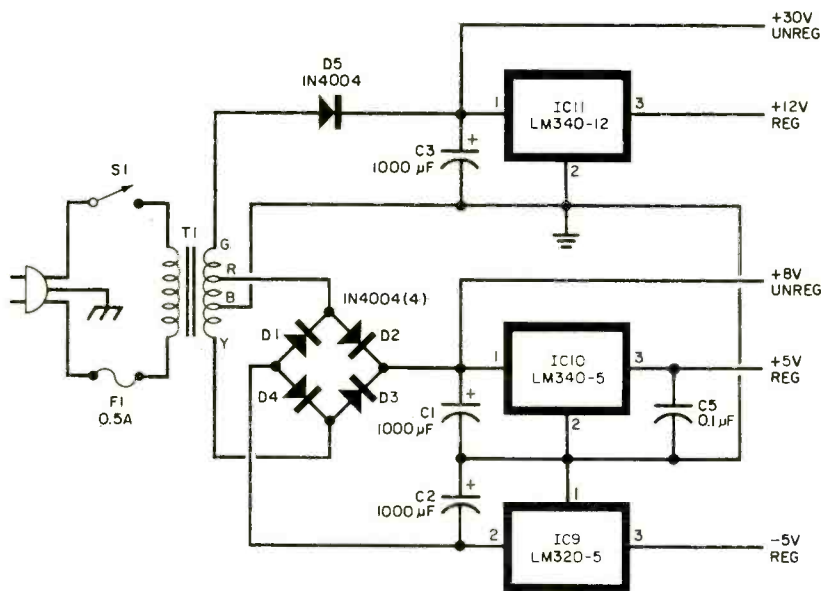


Fig. 5. Power supply provides several voltages.

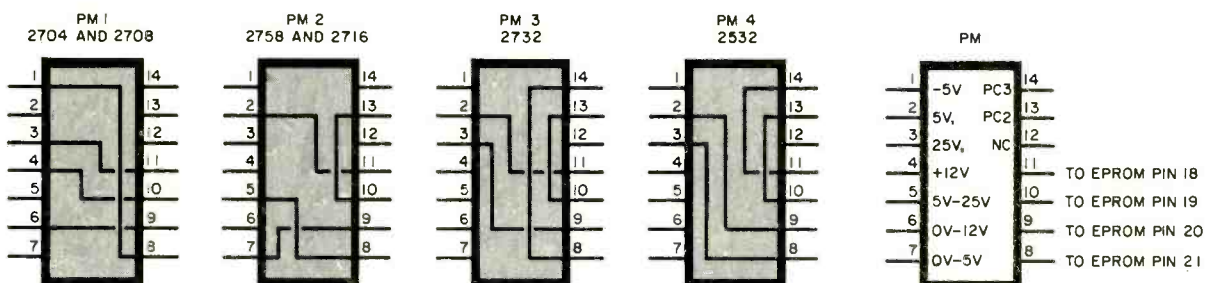


Fig. 6. Wiring diagrams for personality modules to accommodate the various types of EPROMS.

causes the compensation pin to be grounded, turning the precision regulator off.

Input to the 5- and -5-V regulators is taken from a full-wave rectifier (*D1* through *D4* in Fig. 5), driven by the lower half of the power transformer's secondary winding. The center-tap of that section is grounded, causing the bridge to give both positive and negative outputs of about 8 V. A half-wave rectified input to the 12- and 25.5-V regulators is supplied at about 30 V by the top three quarters of the transformer secondary winding. (All currents are well below the maximum allowed for regulator operation without heat sinks.)

The voltages supplied to some of the EPROM pins depend on whether the device is in the Read or Program mode. Switching between two voltages is done in this case by relay *K1* (Fig. 3), which is activated when a 0 on the 8255A control line (*PC6*) causes current to flow from the 30-V unregulated supply through voltage-dropping resistor *R13*, the relay coil, and analog switch *IC6* to ground. Diode *D6* protects *IC6* from voltage spikes caused by relay switching. The relay also switches the *LED1* (READ) and *LED2* (PROGRAM) mode indicators.

Personality Modules. Connections to pins 18 through 21 of the different EPROMs are unique to each type and must be routed through appropriate "personality" modules. Wiring diagrams for these personality modules are shown in Fig. 6. These can be made using standard 14-pin headers that will plug directly into the personality module socket of Fig. 3.

In Part 2 of this article, we will present construction plans and software information for the EPROM programmer. ♦

SEE YOUR DEALER TODAY

DEMAND THE ORIGINAL

'Firestik'
• ANTENNAS •
• ACCESSORIES •

**LET THE OTHERS
PLAY GAMES!**

WE MANUFACTURE
ONLY THE VERY BEST
ANTENNAS!

AM/FM AUTO RADIO
CITIZENS BAND
CORDLESS TELEPHONE

Dealer & Distributor Inquiries Invited
SEND FOR FREE CATALOG

'Firestik' Antenna Company
2614 East Adams/Phoenix, AZ 85034

Name _____
Street _____
City _____
State _____ Zip _____

Serving the CB and
Communications Market Since 1962.

5-YEAR REPLACEMENT WARRANTY

CIRCLE NO. 19 ON FREE INFORMATION CARD



FREE!
1982
DISCOUNT
ELECTRONICS
CATALOG

JOIN THE PAK!

Send for our Free catalog and become a member of our exclusive Pak. Our members receive Poly Paks' exciting catalog several times a year. We offer:

Penny Sales, Free Premiums and Low, Low Prices on a wide variety of

Electronic Products such as Computer Peripherals, Integrated Circuits, Speakers, Audio Equipment, Rechargeable Batteries, Solar Products, Semiconductors, and much, much more! Take advantage of our 25 years as America's foremost Supplier of discount electronics.

Over
4.5 Million
Satisfied
Customers

RUSH ME YOUR FREE DISCOUNT CATALOG!

NAME: _____
ADDRESS: _____
CITY: _____
STATE: _____ ZIP: _____

CLIP AND MAIL COUPON TODAY TO:

POLY PAKS, INC.

P.O. BOX 942, PE7

S. LYNNFIELD, MA. 01940

(617) 245-3828

CIRCLE NO. 41 ON FREE INFORMATION CARD

BUILD A TOUCH-CONTROLLED SOLID-STATE SWITCH

Low-cost device can be used for TTL or MOS

BY KEN RAICH

THE touch-controlled switch is a solid-state circuit that can be built for less money than the cost of many of the traditional pushbutton switches. The circuit utilizes the high input impedance of a CMOS gate. Most CMOS gates will work but the 4049 hex inverter was chosen because of its high output current. (It can drive two TTL loads.)

Circuit Operation. Sixty-hertz power, which is present almost everywhere, is transmitted by the body (fingertip) to a small touchplate. Since the bare end of a wire has enough surface area to function as a touch plate, a plate of any convenient size can be attached to the wire.

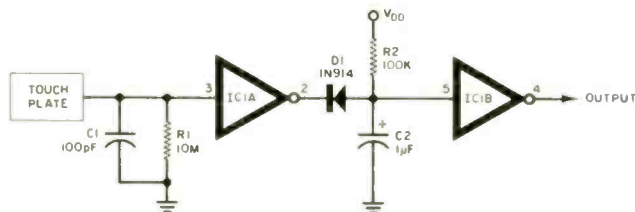
If the plate is not being touched, *R1* pulls the input of *IC1A* low causing a high to appear at the output of *IC1A*. This reverse-biases *D1* and allows *C2* to remain charged at V_{DD} . Then *IC1B* senses V_{DD} at its input causing a low to appear at the output of *IC1B*.

When the plate is being touched, a 60-Hz square wave ranging in amplitude from V_{DD} to ground appears at the output of *IC1A*. During the time that the output of *IC1A* is low, *D1*

becomes forward-biased and allows *C2* to discharge through *D1*. While *C2* is discharging, the input of *IC1B* goes to ground causing a high to appear at the output of *IC1B*. During the time that the output of *IC1A* is high, *D1* will again reverse-bias and *C2* will start to recharge through *R2*, keeping a low at the input of *IC1B*. Therefore, while the plate is being touched, the output of *IC1B* is always high. Capacitor *C1* acts as a filter to eliminate frequencies above 60 Hz, which may also be transmitted by the body.

For circuits which require only a momentary low, such as the snooze alarm of a clock chip, the second stage of this touch switch can be entirely eliminated and the output of *IC1A* can be directly connected to the snooze alarm input of the clock chip. Supply voltages may range from 3 to 15 V making this touch switch practical for anything from TTL to MOS.

Make sure all unused input pins of the 4049 (pins 7, 9, 11, & 14) are connected to V_{DD} or V_{SS} . An open input pin will cause that gate to oscillate and draw a great deal of current from the power supply. ◇



PARTS LIST

- | | |
|-----------------------|-----------------------------------|
| IC1—4049 hex inverter | C2—1- μ F, tantalum capacitor |
| D1—1N914 diode | R1—10-M Ω resistor |
| C1—100-pF capacitor | R2—100-k Ω resistor |

Popular Electronics Tests

Fox BMP-10/60

Scanner

Receiver



THE Fox BMP 10/60 scanner receiver covers three frequency bands (32-50 MHz, 144-174 MHz, and 420-511 MHz) with quartz synthesized tuning. The compact FM receiver has a built-in speaker, a membrane-type keyboard, and an LED frequency and mode display. It can be operated from a 12-V dc source such as a car battery or the ac converter furnished with the radio. The Fox BMP 10/60 can also be used as a personal portable receiver in its optional "Porta-Pac" that serves as a case for the receiver and a holder for either alkaline or NiCd batteries. (The latter are rechargeable from the receiver's ac converter.)

The receiver, which is in a molded thermoplastic case, measures 6½" W × 9" D × 1½" H and weighs 1½ lb. Suggested retail price is \$349.95. The optional car mounting bracket is \$9.95, and the Porta-Pac is \$29.95.

General Description. In addition to being programmable to any frequency in its designed operating range, the Fox BMP 10/60 is pre-programmed with 60 frequencies in six public service bands, at least some of which can be expected to be

active in most parts of the country. The pre-programmed frequencies include ten "Police 1" channels in the 460-MHz region, ten "Police 2" channels around 155 MHz, a group of ten "Fire" channels at 154 MHz, ten "Marine/Weather" channels at 156 and 162 MHz (including both NOAA weather channels—162.40 MHz and 162.55 MHz), and two groups of "Mobile Tel" (telephone) channels around 152 MHz. The assumed constant availability of the weather channels is used as a set-up convenience since one will always be heard when the receiver is first turned on.

The BMP 10/60, though simple to operate after some practice, requires careful study of the instructions that accompany the unit.

When the receiver is first turned on by rotating the VOL knob and the SQL knob is turned clockwise to silence interstation noise, one of the ten red LEDs on the front of the receiver will glow to show which of its ten scanning steps is in use. (If the squelch is not set correctly, the receiver will not scan since it interprets the noise to be a received carrier.)

To access any group of pre-pro-

grammed channels, the portion of the control panel marked CONTROL is pressed until one long and two short "beeps" are heard and a PR appears in the display window. Then, pressing one of the top panel selector areas (pads) marked with the name of a channel group (such as "Police 1") instantly puts the receiver into that range. It scans the ten pre-programmed frequencies until a signal is received. The scanning rate of ten steps per second ensures rapid interception of any receivable activity.

Pressing the STEP pad stops the scanning action, and each touch of STEP advances the tuning by one channel. Pressing AUTO returns the receiver to its automatic-scanning mode. The three other control pads modify the receiver's scanning action.

ACTION returns the tuning to channel 1 every two seconds to check on its activity. This interrupts the other channel being monitored for only an instant; but if a signal appears on channel 1, the receiver remains there until it leaves. The SKIP mode locks out any selected channels from the scanning/monitor action of the receiver. PAUSE introduces a delay of two

FOCUS

FOR ORDERS ONLY! TOLL — FREE (800)221-0828
BRING IN OR MAIL THIS ADV WITH ORDER AND GET FREE GIFT

ATARI HEADQUARTERS



Computers & T.V. Games

Atari 400 w/Basic Cart 259.95
Atari 800 w/Basic Cart 359.95
Commodore Vic 20 expands to 32K 239.95
New Atari CX 2600A 139.95
Atari Cart in Stock from \$3.95
Math Television 278.95



WE HAVE ALL SONY PERFECT TV'S

AV 4002 4" A/CDC Monitor 422.95
AV 4100 w/AM & FM/Tape Monitor 549.95
AV 4001 8" Electronic Tuning 378.95
AV 1201 12" 341.95
AV 1505S 15" Remote Cable Ready 444.95
AV 1715R 17" Remote 444.95
AV 1813 19" Walnut 424.95
AV 1845S 19" Cable Ready/Remote 469.95
AV 2145R 21" Cable Ready/Remote 599.95
AV 2046R 26" Cable Ready/Remote 919.95
AV 2046R Stereo 105 Ch. Black 969.00

CONSUMERS BEWARE!

include the one and only ORIGINAL HEADPHONES supplied by the factory at no additional cost

SONY WALKMAN-1

WALKMAN 1 w/MR 415 Headphones 94.99
WALKMAN 1 Electronic Black Then w/Sony MR 415 Headphones 89.95
TC210 Stereo Record and Play w/Sony MR 415 Headphones 136.95
MR 415 Headphones 136.95
FM WALKMAN SP7-35W Stereo w/Sony MR 415 Headphones 55.95
AIWA CS 41 Stereo w/Record FM and MP MS Headphones 136.95
TOSHIBA 415 1 Mini w/FM and MR 82 Headphones 59.95
TOSHIBA 415 2 Stereo Record FM w/MR Headphones 59.95
GE AM & FM Great Escape 54.99

For information and all NY State orders please call (212)871-7600. All items subject to availability and price change. Mail and phone orders C.O.D. Master Charge Visa OK Shipping extra. Everything Factory Fresh 10 day Money Back Guarantee (less shipping) FOCUS ELECTRONICS 4523 13th Ave. Brooklyn NY 11219

CIRCLE NO. 20 ON FREE INFORMATION CARD

VIDEO LARGEST AUTHORIZED SONY DEALER IN BROOKLYN

ONE OF THE LARGEST VCR INVENTORIES IN NY Call if You Don't See the VCR of Your Choice We Have it in Stock

SONY SL 2000 Portable w/AC200 364.95
SONY SL 2500 Compact/Wireless 1058.95
SONY SL 5000 Front Load 559.95
SONY VTC 2700 Camera w/FREE Case 399.95
RCA VTI 6100 Full Feature 14 day 864.95
RCA VTI 450 14 day 755.95
FREE Wireless Remote w/RCA 415 Model
RCA VTI 170 Portable 21 day/Wireless Cable Ready 1070.95
RCA CCD10/81 Zoom Color Camera 919.95
RCA CCD11 New Video Tube 919.95
JVC New VR 1650 Cable Ready 1029.95
JVC VR 2800 898.95
JVC VR 2800 Pro Portable 1102.00
PAN PH 1735 New w/Search 529.95
PAN PH 1770 14 day Cable Ready 864.95
PAN PH 100 Color Camera 449.95
PAN PH 753 Membrane Elec. Viewfinder 611.95
Zoom 659.95
PAN PH 755 Auto Focus 759.95
PAN PH 771 12" Zoom Pro Camera C. MFL 109.95
PAN PH 805 New Deluxe Full Feature 1299.95
PAN PH 5500 Portable Wireless/14 day Cable Ready 999.95
PAN PH 5200 Portable w/17" 12" 849.95

Video Tapes

VHS 6 hr 5 ac 512.88
5 ac 503.95
MAZEI New MGZ 1 120 5 ac 518.99
BETA L 750 5 ac 514.00
BETA L 750 5 ac 555.88
SONY L 830 5 ac 569.99

Video Accessories

Video Guard Stabilizer w/RF 89.95
Video Guard Stabilizer w/RF 149.95
Video Guard II 199.95
P.C.R. Duomatrix Stabilizer Enhancer 199.95
Fade New Improved Circuitry 599.95
VIDEO LIGHT VIDEO CADDY — VIDEO TRIPPOD 199.95
LARGEST SELECTION OF FIRST RUN MOVIES IN STOCK AT DISCOUNT PRICES

SONY

DIGITAL KEY TOUCH PORTABLE

ICF 2021 Free Wave Box 1179.95
ICF 1400 Compact w/5 Spot Wave Bands 88.95
ICF 6800 31 Band World Receiver 489.95

seconds after a carrier drops out before scanning is resumed. These three controls can be applied selectively to any channel, and each is disabled by a second operation of its selector pad.


In addition to pre-programmed operation, the BMP 10/60 can be set to any other frequency in its tuning range (resolution is 5 kHz on the two lower bands and 12.5 kHz on the uhf band). Simply place the receiver in a "program" mode by pressing CONTROL until one long beep is heard, enter the desired frequency with the keypad numerics, then press ENT/SEEK. This places the selected frequency in the memory channel that was previously accessed with the STEP pad.

In any mode of operation, the actual received frequency is always displayed on the LED panel, with six-digit precision. To scan the user-programmed channels, the receiver is put into its "program" mode with CONTROL. Now, in-

5-kHz deviation. Receiver sensitivity is rated by the manufacturer in terms of the input signal required to give a 12-dB (signal + noise)/noise ratio. The rating is 0.5 μ V in the vhf bands and 1 μ V on the uhf band. In general, our tests confirmed the receiver's ratings, with a sensitivity of 0.49 μ V at 144 MHz, 0.27 μ V at 174 MHz, and 0.9 μ V at both 32 and 50 MHz.

The audio output of the BMP 10/60 into an 8-ohm load (rated at 2 W for 10% distortion) was about 1.5 W at that point and 1.3 W where waveform clipping began to appear (corresponding to about 4.5% distortion). At lower power outputs, the distortion was a constant 3%.

In its scanning mode, the receiver covered about 75 steps per second. All operating modes were checked to confirm their proper action. Everything worked as claimed, and the instruction manual was accurate and complete.



The Fox Scanner Receiver fits neatly in an optional bracket for mounting under the car dashboard.

stead of selecting a pre-programmed frequency group, the numeral 0 is pressed.

Manual tuning in discrete steps of one per second is implemented by pressing and holding ENT/SEEK. An audible "beep" accompanies each frequency step. To reverse the direction of tuning, the pressure on the ENT/SEEK button is released and re-applied. A double "beep" is heard, followed by a normal stepping action, but in the opposite direction. The memories in the receiver are maintained, even with power removed, by a 9-V battery installed in the case.

User Comments. Despite its unusual appearance and method of operation, we found the Fox BMP 10/60 to be a highly effective scanning and monitor receiver. Using only its built-in telescoping antenna (22" long), we were able to receive a large number of stations on all the receiver's bands. In a car, we would expect similar results with a regular whip antenna, and even better performance with a suitable vhf or uhf antenna.

As a personal portable radio, installed in its optional Porta-Pac case and battery holder, the Fox BMP 10/60 offers far more versatility than most "pocket size" scanners, without imposing an unreasonable size or weight penalty.

—Julian Hirsch

CIRCLE NO. 105 ON FREE INFORMATION CARD

Laboratory Measurements. Our tests of the BMP 10/60 were made at the edges of the two lower-frequency bands, using an FM signal modulated with 1-kHz to a

MICRO-PROFESSOR
MPP-1 USER'S AND EXPERIMENTAL MANUAL

Dear Electronic Enthusiast:
Now for the Micro Professor™ user's manual, the microcomputer revolution.

The Micro Professor™ is the first really low cost learning system designed for personal use. I will truly become your Personal Computer.

Sincerely,
Chris Johnson
Chris Johnson Customer Service

only \$149.95

**Z-80 BASED
MICROCOMPUTER**

A superb learning tool for students, instructors, hobbyists.

Nothing else needed. Just plug in and start learning! Complete experimenters manual, easy instructions, 18 experiments., Fully expandable for Z80-CTC, Z80-PIO, EPROM, Breadboarding and prototyping. Invest with confidence. Now only \$149.95, two for only \$279.95. 2KB BASIC interpreter now available, only \$19.00. Full money back guarantee!

plus-FREE GIFT

Check this box for FREE Z-80 Microprocessor Programming and Interfacing textbook when you order within 7 days. \$12.95 value.

ETRONIX

Dept PE072
14803 N E 40th
Redmond WA 98052

For immediate action call TOLL FREE
1-800-426-1044

NAME _____
ADDRESS _____
CITY _____ ST _____ ZIP _____

VISA MSTRCD EXP

ACCT NO _____

CIRCLE NO. 18 ON FREE INFORMATION CARD

CHECK YOUR SWR... WHILE YOU TALK

Standing wave ratio can be measured without interrupting SSB transmission or recalibrating

BY PAUL DANZER

AS two-way radio users know, a standing wave ratio (SWR) meter indicates how well the antenna and cable are matched to the transmitter's output. A conventional SWR meter, however, has two distinct shortcomings. It must be calibrated before each SWR reading, and no calibration or reading can be made while the r-f carrier is modulated. (Unmodulated r-f is needed so the meter needle will not fluctuate.) Thus, sideband operators cannot check SWR unless they stop talking and insert an unmodulated carrier. By using the sensing elements of a conventional SWR meter together with a novel display head, as described here, these problems can be overcome.

How It Works. A conventional SWR meter typically contains two sensing elements used to sample voltage levels. These voltages are proportional to the forward (transmitted) and reverse (reflected) power level found in the antenna feed line (Fig. 1). A two-position switch is mounted on the front panel of the SWR meter. When it is in the CALI-

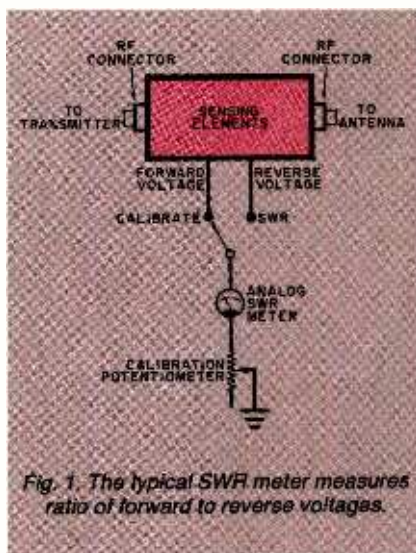


Fig. 1. The typical SWR meter measures ratio of forward to reverse voltages.

BRATE position, forward power is sampled and the SWR meter is set to read full scale.

Next, the switch is thrown to the SWR position and the reflected power level is sampled. This second meter reading, always relative to the first meter reading, is taken as the measure of SWR. The meter scale is calibrated according to the formula:

$$SWR = (V_f + V_r) / (V_f - V_r)$$
 where V_f and V_r are forward and reverse voltages, respectively.

So much for the traditional approach. Now see what happens when LEDs are used to monitor the forward and reverse voltages. The display consists of a simple grid, the horizontal and vertical axes studded with LEDs (Fig. 2). The top (horizontal) row is labeled 1 to 10 and used to measure the forward voltage. The side (vertical) row is also labeled 1 to 10 and used to measure the reverse voltage.

Multiple SWR scales are plotted across the grid. To measure SWR, simply find the highest-numbered LED illuminated in each row, trace horizontally and vertically to the intersection, and read the SWR from the appropriate scale. (Note that a modulated signal will cause identical fluctuations in each LED row, but it will still be easy to identify the highest-numbered LED illuminated in each row and find the intersection.)

Two integrated circuits are used to convert an ordinary SWR bridge to LED readout—allowing SWR measurement while single-sideband or modulated carrier signals are present

check your SWR

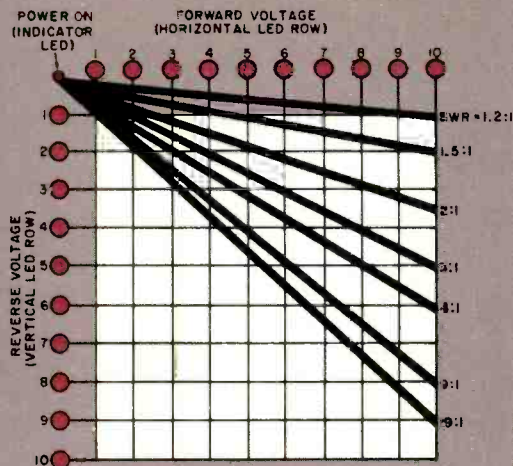


Fig. 2. The display consists of a simple grid whose horizontal (forward voltage) and vertical (reverse voltage) axes are studded with LEDs.

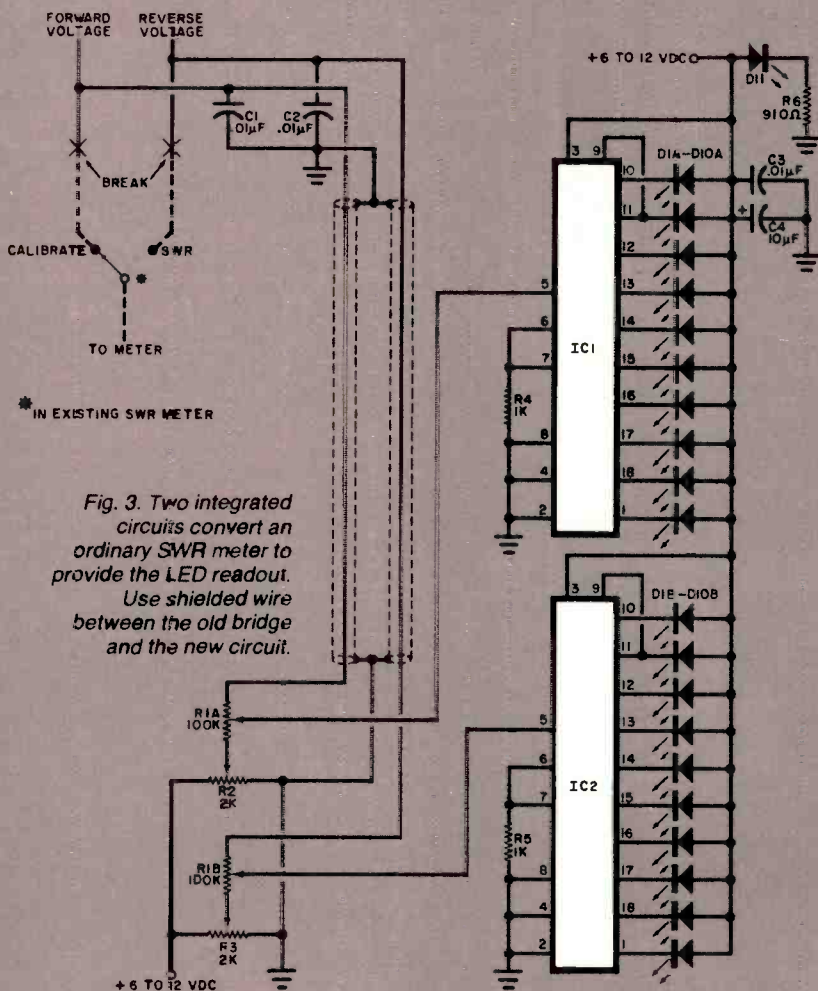


Fig. 3. Two integrated circuits convert an ordinary SWR meter to provide the LED readout. Use shielded wire between the old bridge and the new circuit.

PARTS LIST

- | | |
|---|--|
| C1 to C3—0.01- μ F, 50-V dc capacitor | R1—100-k Ω dual potentiometer (Radio Shack 271-1732) |
| C4—10- μ F, 50-V dc capacitor | R2, R3—2-k Ω trimmer (Radio Shack 271-218) |
| D1A-D10A—2-V, 20-mA red LED (Radio Shack 276-041) | R4, R5—1 k Ω , 1/2 W |
| D1B-D10B—2-V, 20-mA red LED (Radio Shack 276-041) | R6—910 Ω , 1/2 W |
| D11—2-V, 20-mA red LED (Radio Shack 276-041) | Misc.—Standard SWR meter, shielded wire, 6- to 12-V dc supply, plastic for faceplate, universal breadboard, etc. |
| IC1, IC2—LM3914 LED driver (Radio Shack 276-1707) | |

(Fig. 3). The SWR meter is modified by breaking the two leads going to the CALIBRATE/SWR switch. These two wires plus a ground lead are brought out. Two bypass capacitors ($C1$ and $C2$) are added, and two shielded leads are run to the LED display head, with the shields grounded.

Dual potentiometer $R1$ consists of two 100-kohm sections on one shaft. It is used as the calibrate control for the system. Trimmers $R2$ and $R3$ are used to provide identical dc offsets for the forward and reverse channels.


Construction Tips. In lieu of a custom printed circuit board, the LED driver can be mounted directly (or with sockets) on a universal breadboard such as the Radio Shack 276-170 (Fig. 4). Two busses are used, one above the ICs for the positive voltage (6 to 12 V) and one below the ICs for ground. LEDs $D1A$ through $D10A$, and $D1B$ through $D10B$ are mounted as shown in Fig. 5. LED $D11$ acts as a pilot light and is independent of incident or reflected r-f levels. Capacitors $C3$ and $C4$ are for power supply bypass. Any 6-to-12-V dc supply can be used for a power source.

A faceplate can be made from a section of rigid plastic, approximately 7" by 7". Drill two rows of holes to mount the LEDs on half-inch centers. Then glue graph paper to the faceplate with rubber cement and draw the calibration scale on the graph paper. Now give the faceplate a light spraying with "artist fixitive" to keep it from smudging.

Each SWR calibration line begins at the "zero" point common to both the forward voltage and reverse voltage axes. The Table gives a number of points for constructing the SWR scales shown in Fig. 2, or you can calculate your own SWR scales from the basic relationship involving forward and reverse voltages given earlier.

Checkout and Operation. After construction, ac power is applied to the SWR meter and (with no r-f present) $R2$ is rotated so that each of the diodes $D1A$ through $D10A$ goes on in turn. This test checks out the wiring of the diodes as well as $IC1$. Now rotate $R2$ so that $D1A$ goes on, then back off until $D1A$ is just barely extinguished. Repeat this process for the other string of diodes, using $R3$ to set up $D1B$. Checkout and adjustment is now complete.

To use the instrument as an ordinary SWR meter (and assuming it is connected in the antenna feed line), key the transmitter and adjust $R1$ so that any one of the horizontal row of diodes is lit. If you chose to have $D10A$ lit, make sure it is just barely lit (i.e., close to hav-



DISCOVER THE MAGAZINE THAT LAUNCHED THE MICROCOMPUTER INDUSTRY

Popular Electronics

Incredible as it may seem, *Popular Electronics* launched the microcomputer industry. Back in 1975, we published plans for building the world's finest microcomputer based on the 8080 cpu. These plans generated incredible excitement—and started the world thinking about personal computing.


Popular Electronics always helps its readers experience the advances of the future—today. We do it with clearly written, in-depth articles explaining an innovation. Plans for building useful, low-cost projects incorporating the new technology. And reviews of mass-produced equipment when manufacturers finally catch on. Whether it's audio, video, computers, telephones, lasers or something that's just been invented, *Popular Electronics* will help you have fun with the newest, the most sophisticated, the most innovative electronics technology around.

Helpful buying guides

Popular Electronics compares and contrasts electronics gear in handy buyer's guide articles. We discuss features and options, what to look for, and how to get the best value on the market. Recent buyer's guide articles have covered computer printers, cordless home telephones, video cassette recorders, high-tech audio cassettes, video disc players, sophisticated telephones, projection televisions, pocket "beepers," video cameras and oscilloscopes.

World-famous test reports

In every *Popular Electronics* issue you'll find our famous in-depth test reports. We take a new electronics product, test it, and analyze the results. Recently we've tested computers (Apple, APF, Atari, Hewlett-Packard, IBM, Netronics, Ohio Scientific,



Radio Shack, Sinclair, Xerox), *software* (dBASE II), *audio equipment* (Bang & Olufsen, Crown, dbx, Hitachi, JBL, Mitsubishi, Optonica, Sansui, Yamaha), and *video* (GE, Hitachi, Pioneer, Panasonic, Quasar, RCA, Sharp, Sony, Technicolor, Toshiba, Zenith).

Innovative construction projects

If you're a do-it-yourselfer, you'll love the construction projects in *Popular Electronics*. Not only have we brought the

world the 8080 microcomputer, but also projects for building the first low-cost modem. The first computer keyboard integrated with the computer (SOL). The first low-cost voice synthesizer. The first low-cost logic analyzer. A low-cost 1802-based microcomputer (ELF). An 1802-based EPROM programmer. An automatic line voltage regulator....

As you can see, our construction projects, while not terribly difficult, will keep you at the forefront of technological development—without your spending much money. And in the future, we'll be bringing you construction projects to help you get more from your computer, including ways to interface your microcomputer with new advances in radio, telephones and video!

Get the leader in the field— at up to 40% off!

Popular Electronics is the world's most widely read electronics magazine. Now you can subscribe at big savings—up to 40% off! At our New Subscriber rates, a one-year subscription is only \$11.97. Take advantage of this offer—complete and return the coupon or postage-paid reply card today!

Popular Electronics P.O. Box 2774, Boulder, Colorado 80322

- YES!** Send me one year (12 issues) of *Popular Electronics* for \$11.97—I save 20%.
 I prefer two years for \$19.97—I save 33%. Make that three years for \$26.97—I save 40%.

Savings based on full one year subscription price of \$15.

8H252

Mr./Mrs./Ms. _____ (please print full name)

Address _____ Apt. _____

City _____ State _____ Zip _____

CHECK ONE: Payment enclosed. Bill me later.

Offer valid in U.S. and possessions only.

QUALITY parts at DISCOUNT PRICES!

MINI BSR

AUTOMATIC RECORD CHANGER



- * B.S.R. MODEL C136R/C/3
- * PLAYS 33/45/78 RECORDS
- * MINI SIZE: 8 1/4" X 12"

INCLUDES DUST COVER AND PLASTIC CASE (NOT PICTURED) WITH FRONT CUT OUT TO FIT STEREO UNIT (NOT INCLUDED).

\$17.50 each

COMPUTER GRADE CAPACITOR

- 1700mfd. 150VDC \$2.00
- 2 1/2" DIA X 4 3/4" HIGH
- 3,600 mfd. 40VDC \$1.00
- 1 3/8" DIA. X 3" HI
- 6,400 mfd. 60VDC \$2.50
- 1 3/8" DIA X 4 1/4"
- 12,000mfd. 40 VDC \$3.00
- 2" DIA X 4 1/4" HIGH
- 18,000 mfd. 75 VDC \$4.00
- 2 1/2" DIA X 4 1/2" HIGH
- 22,000 mfd. 15VDC 2" DIA X 2 1/2" HIGH \$2.00
- 22,000 mfd. 40VDC 2" DIA. X 5" HIGH \$3.00
- 25,000mfd. 75 VDC \$4.50
- 3" DIA X 4 3/8" HIGH
- 45,000mfd. 25 VDC 2" DIA. X 4" HIGH \$3.50
- 72,000 mfd. 15VDC 2" DIA. X 4" HIGH \$3.50

TRANSFORMERS

120 volt primaries



- 5.6 VOLTS at 750 MA \$3.00
- 6 VOLTS at 150 mA \$1.25
- 12 V.C.T. at 500mA \$2.50
- 16.5 V. at 3 AMPS \$6.50
- 18 VOLTS at 350 MA \$2.00
- 18 VOLTS at 1 AMP \$4.50
- 18 V.C.T. at 2 AMP \$5.50
- 25.2 V.C.T. at 2.8 AMP \$5.50
- 35 V.C.T. at 1 AMP \$3.50
- 42 V.C.T. at 1.2 AMP \$4.50
- 65 V.C.T. at 2 AMP \$5.50

LIGHTED PUSH BUTTON

RED LIGHTED 120 VAC 10 AMP. S.P.S.T. "POWER" PRINTED ON FACE. MOUNTS IN 7/8" SQUARE HOLE... \$1.50 EA 10/ \$13.50

8' LINE CORD


18 - 3 SUT ROUND GRAY \$2.00 EACH 10 FOR \$18.50

BLACK LIGHT (ULTRAVIOLET)

G.E. # F6T5BL \$2.50 each

SEND FOR OUR NEW Free! 40 PAGE CATALOG Free!

STEREO 8 TRACK HOME UNIT



BRAND NEW UNITS... ASSEMBLY INCLUDES; TAPE HEAD, MOTOR BELT, 110VAC MOTOR, PRE-AMP, LIGHTS, SWITCHES, SOLENOID AND OTHER USEFUL PARTS.... AN EXCEPTIONAL BUY! \$7.25 PER ASSEMBLY

JOYSTICK

PRECISION DEVICE... CONTAINS 4 50K CENTER TAPPED ALPS POTS. \$4.75 ea



BLACK PLASTIC CASE

PAC-TEC SERIES C BLACK PLASTIC ENCLOSURE ADJUSTABLE HEIGHT FROM 1.63" TO 2.93"; WIDTH 6.85", DEPTH 8". BUILT-IN STAND OFFS FOR P.C. BOARDS. FRONT AND BACK PANELS NOT INCLUDED... \$5.25 PER CASE



VARACTOR DIODES

BB-103 3 FOR \$1.00 100 FOR \$30.00 MV2205 3 FOR \$1.00 100 FOR \$30.00

MITSUMI MODEL UES-A55F VARACTOR UHF TUNER

FREQ. RANGE 470 - 889 MHz ANTENNA INPUT 300 OHMS \$25.00 each 10 for \$220.00



PHOTO FLASH CAPACITORS

170 MFD 330 VOLT 1 1/2" X 7/8" 2 FOR \$1.50 10 FOR \$7.00 600 MFD 360 VOLT 3 3/4" HIGH X 1" DIA. \$1.00 EA. 10 FOR \$9.00

750 MFD 330 VOLT 2" HIGH X 1 3/4" \$1.25 EACH 10 FOR \$11.00

L-PAD

STANDARD 8 OHM 50 DB L-PAD... \$1.50 EACH 10 FOR \$13.50



MINI SIZE BUZZERS

1/2 to 3 volts 75c ea WITH WIRE LEADS 1/2 to 3 volts 75c ea WITH PIN TERMINALS 3 to 7 volts WITH PIN TERMINALS 75c each



ALL ELECTRONICS CORP.

905 S. Vermont Ave. P.O. BOX 20406 Los Angeles, Calif. 90006 (213) 380-8000

Mon. - Fri. 9 AM - 5 PM Saturday 10 AM - 3 PM

- TERMS**
- Quantities Limited
 - Min. Order \$10.00
 - Add \$ 2.50 Shipping USA
 - Calif. Res. Add 6%
 - Prompt Shipping
 - NO COD

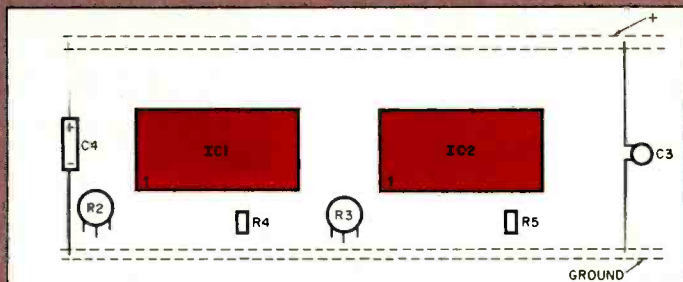


Fig. 4. In lieu of a custom printed circuit board, the LED driver can be mounted on a universal breadboard as shown here.

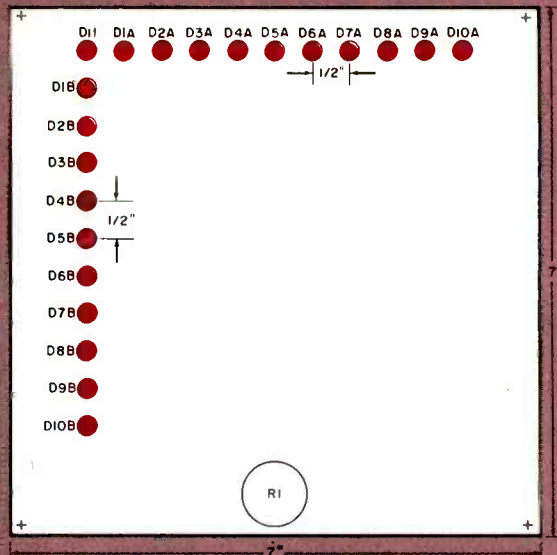


Fig. 5. Mount the LEDs in horizontal and vertical rows on the front panel as shown here.

TABLE—SCALE MEASUREMENTS

Note: Each SWR line starts at origin (D11) and extends as shown below.

Diode Intercept	SWR Label
D10A, D1B	1.2:1
D10A, D2B	1.5:1
D10A, Midway between D3Band D4B	2:1
D10A, D5B	3:1
D10A, D6B	4:1
D10A, D7B	5.6:1
D10A, Midway between D7B and D8B	7:1
D10A, D8B	9:1
D10A, D9B	19:1

ing D9A lit instead of D10A). This keeps the circuit from saturating. Now note which diode in the vertical column is lit, and read the SWR from the calibration line closest to the intersection extrapolated from the lit diodes. For example, if D10A is lit in the horizontal row and D5B is lit in the vertical row, the intersection lies on the 3:1 SWR calibration line.

To use the instrument with single-sideband, modulate your SSB transmitter and adjust R1 so that horizontal diode D10A never lights (or flickers only occasionally). Again find the highest-number horizontal- and vertical-row diodes which do fully light and extrapolate to find the point of intersection. Read the SWR from the calibration curve closest to the intersection. ♦

SOLID-STATE DEVELOPMENTS

By Forrest M. Mims

New Piezoelectric Products

IN 1880, Pierre and Paul Curie discovered an extraordinary physical phenomenon. They found that if pressure is applied to crystals of quartz, tourmaline, or Rochelle salt, a voltage is produced. They named their discovery the *piezoelectric effect*. A year later they found that this effect is reversible. If an electric field is applied to these particular crystals, they will either expand or contract.

Typical Applications. Nowadays, we are surrounded by devices and gadgets that exploit the century-old piezoelectric effect. Quartz crystals are found in CB radios and scanners, digital watches and clocks, and computers and TV games. The crystals provide an electromechanical resonance so precise that oscillators designed around them have a stability that varies only a few cycles in a million.

Piezoelectric crystals and ceramic elements are used in audio equipment such as phonograph pick-up heads, microphones, high-frequency tweeters, and miniature earphones. Figure 1, for example, shows a magnified view of a piezoelectric wafer that directly drives a tweeter cone. The wafer is a sandwich of two piezoelectric discs separated by a corrugated centervane. When a signal is applied, one disc expands while the other contracts, thus moving the cone to produce a sound.

The ultrasonic sound emitted by electrically stimulated, piezoelectric transducers is used to find fish, measure water depth, agitate jewelry-cleaning solvents, repel certain insects, focus cameras, and guide blind people around obstacles. High-intensity, ultrasonic waves from these transducers can scramble an egg



Fig. 1. Piezoceramic sandwich in magnified inset drives a tweeter. (Courtesy Motorola).

without breaking its shell, set cotton ablaze, shatter gallstones, weld metals, and even kill small animals such as fish, frogs and mice. On the other hand, low-intensity, ultrasonic sound emitted and detected by piezoelectric transducers can be used to safely view on a CRT the outline of a fetus in its mother's womb.

The sparks produced by mechanically stimulated, piezoelectric elements are used to light furnaces, hot-air balloon burners, and the fuel in some cigarette lighters. The ionization produced by high-voltage piezoelectricity is used to neutralize the static charge on phonograph records.

A Closer Look at Piezoelectricity.

Not all crystals exhibit the piezoelectric effect. Normally a crystal contains an equal number of positive and negative charges and is therefore in a state of equilibrium. In other words, it is electrically neutral. If the shape of a crystal is changed by external mechanical pressure, both the positive and negative charges move. At this point the conditions for the flow of an electrical current are present. If, however, the charges move in the same direction, they neutralize or cancel one another and there is no current flow. For a current flow to exist, the charges must move in *opposite* directions. This happens only in crystals that lack a center of symmetry, and these are the ones that exhibit the piezoelectric effect.

It is important to realize that the piezoelectric effect is always accompanied by the physical movement, via compression or expansion, of the atoms in a crystal. Therefore, a piezoelectric crystal produces a current only when its atoms are in motion. Applying a constant pressure to the crystal will not squeeze out a continuous current!

When a piezoelectric element is struck by a small hammer, a pulse of current is produced while the element is being compressed. When the element springs back to its former shape, a second burst of current having a polarity opposite that of the first is produced. An ac voltage can be elicited by applying a fluctuating pressure to a piezoelectric element.

The dimensions of a piezoelectric crystal change only when the applied voltage changes. The resulting contraction and expansion is of very small magnitude, often on the order of a few mils or less. Yet the velocity at the surface of a piezoelectric crystal vibrating hundreds of thou-

sands of times per second can be substantial. If, for instance, a crystal surface expands 0.01 inch in 0.00001 second (100 kHz), then the surface of the crystal must move at a velocity of no less than 83.3 feet per second or 56.8 mph. It may, in fact, move considerably faster.

Though the current flow produced when a piezoelectric crystal is squeezed is very small, the electromotive force can be on the order of a few hundred or even a few thousand volts. This is sufficient to create a visible arc several millimeters in length.

The converse effect, the physical movement of an electrically stimulated piezoelectric crystal, is not nearly so apparent as a highly visible spark. However, its existence can be demonstrated by an appropriate position-sensing transducer, perhaps one which itself employs the piezoelectric effect to generate an output voltage proportional to an applied movement. Its existence may also be made apparent by secondary effects. For example, a rapidly vibrating piezoelectric wafer produces an audible tone.

Piezoelectric Materials. During the past century many crystals that exhibit the piezoelectric effect have been identified. Only a few, however, have been found suitable for practical applications. Of these, quartz is the unquestioned leader. Though the piezoelectric properties of quartz are not nearly so pronounced as those of Rochelle salt, quartz has excellent mechanical properties and good temperature stability.

Lithium niobate, a crystal with unique optical properties, is used in some piezoelectric applications. However it is more temperature-sensitive than quartz.

Aside from quartz, the most important piezoelectric materials are man-made ferroelectric ceramics such as lead zirconate titanate. These ceramics, unlike quartz and other piezoelectric crystals, are polycrystalline and would therefore seem unsuitable for piezoelectric applications. However, they are given piezoelectric properties during their manufacture by the application of a strong electric field that polarizes the material.

More Applications for Piezoelectricity. We've already mentioned some of the better known applications for piezoelectricity, a few of which have been in use for more than fifty years. For instance, many of the applications that depend

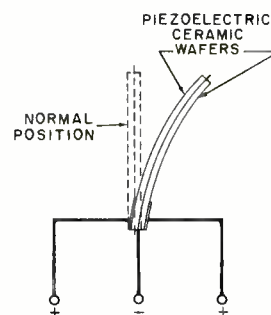


Fig. 2. Piezoelectric bimorph.

upon the electrically triggered motion of a piezoelectric element can be traced to the *bimorph*, the first piezoelectric device invented by the Curie brothers.

The basic bimorph shown in Fig. 2 is a sandwich formed by attaching thin piezoelectric bars to either side of a metal strip. Electrically conductive coatings may be applied to either side of one end of the bimorph to form terminals. A voltage applied to the terminals causes one bar to contract in one dimension and expand in the other, while the opposite occurs to the second bar. The resulting forces cause the bimorph to bend. By changing the polarity of the applied voltage, the bimorph will bend in the opposite direction.

Recently an entirely new array of applications for the piezoelectric effect was announced by Piezo Electric Products, Inc. (186 Massachusetts Ave., Cambridge, MA 02139). Formed in 1980 to develop new piezoelectric devices, the firm has acquired the piezoelectric product manufacturing facilities of Gulton Industries.

So far Piezo Electric Products has announced several new devices developed by Eric and Henry H. Kolm, latter day versions of the Curie bothers and vice-presidents of the new firm. The piezoelectric relay or actuator is a miniature solid-state relay which is faster, longer lived and less noisy than conventional electromechanical relays. Figure 3 shows how a piezoelectric relay is constructed.

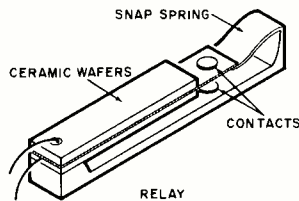


Fig. 3. Piezo Electric Co.'s relay.

The chief drawback of present devices is the requirement of about 40 V for actuation.

The piezoelectric relay technology developed at Piezo Electric Products has been applied to the design of a new dot-matrix printhead. The new printhead uses piezoelectric bending elements instead of solenoids to drive small pins against a carbon ribbon. If successful, a piezoelectric dot-matrix printer should operate at a high speed with considerably less heat production than a conventional dot-matrix printer.

A third new application involves piezoelectric quadrature motors and fans. Information from Piezo Electric Products about the design and operation of these devices is sketchy, but the fan is described as operating on the principle of the insect wing and using one-hundredth of the power of a conventional blower of similar output. One application is a miniature cooling fan for electronic components.

The inverse of the piezoelectric vibrating fan is a solid-state generator that pro-

duces power from moving air or gas. According to Piezo Electric Products, "We have proof-of-concept models of electrical generators which operate off the acoustic energy in the exhaust of internal combustion engines. We anticipate that automobile mufflers of this type would replace the alternator and noticeably improve the fuel economy of the engine."

The firm has also developed a piezoelectric windmill that generates electricity when piezoelectric elements are vibrated by moving air. The company claims such windmills "... can be effectively made in the form of small units resembling snowfences, highway barriers, or other structures capable of supporting a number of small vanes resembling the leaves of a tree. Such piezoelectric windmills would operate over a wider range of wind velocities than rotary windmills, and hopefully cost less per watt of installed power."

Another idea from Piezo Electric Products is a bicycle generator expected to enter production this year. It has much less drag than the conventional generators and directly produces the high voltage required for high-brightness, gas-discharge lamps.

Other companies are also developing exotic new applications for piezoelectric technology. Watson Industries (Eau Claire, WI) sells a piezoelectric gyroscope for \$295 which (it claims) is superior to laser-ring gyros. The piezoelectric gyro is compact and weighs only about 10 oz. Its sensitivity is sufficient to detect a rotation rate as low as 0.04 degree per second.

National Semiconductor (2900 Semiconductor Dr., Santa Clara, CA 95051) has developed a CMOS chip that is powered by an accompanying piezoelectric element. Developed for Gould Inc., the chip derives its power from a rotating tire, and is designed to transmit a coded signal when tire pressure falls below a certain point.

Many kinds of piezoelectric accelerometers and force transducers have been developed. There is even a piezoelectric micrometer system manufactured by Polytec Optronics, Inc. (22651 Lambert St., Unit 108, El Toro, CA 92630). This system includes a power supply that provides an adjustable voltage to miniature piezoelectric elements mounted on precision micrometers. Model P-252 provides a total excursion of 25 mm with a piezoelectric fine tuning up to 20 microns (at 0.02 microns per volt).

West Germany's Siemens AG has developed a miniature, piezoelectric, isolation transformer. As shown in Fig. 4, a voltage applied to one side of a piezoelectric ceramic wafer induces an acoustic wave that propagates across the wafer to a second pair of electrodes. The voltage produced by the acoustic wave is transferred to the second electrode pair and used to control an external device such as an SCR or TRIAC.

One of the products developed by Siemens is available for only 70¢ in large quantities. It is the PZK 20 Piezo Ignition Coupler, which can be used in appli-

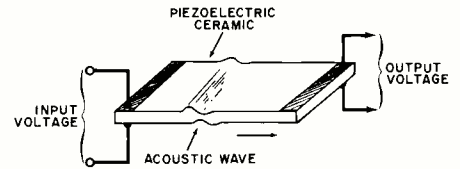


Fig. 4. Isolation transformer from Siemens.

cations that would instantly destroy the LED in an optocoupler. It's very fast (the acoustic wave travels 2 km/s), it provides very high isolation (the piezoelectric element is an insulator), and it produces its own output voltage. The U.S. address for the components division of Siemens is 186 Wood Ave. S, Iselin, NJ 08830. The address for Siemens AG is Frankfurter Ring 152, D-8000, Munich 46, West Germany.

While the recent emphasis in piezoelectric technology has been upon ceramic elements, quartz is still of major importance. The Statek Corporation (512 N. Main, Orange, CA 92668) has made notable advances at both ends of the quartz frequency spectrum. On the low end, Statek has developed a quartz-crystal oscillator that fits within a miniature TO-5 transistor can. A quartz crystal smaller than the point of a sharp pencil provides an oscillation frequency as low as 10 kHz. The crystal and its miniature hybridized circuit can withstand a shock of 1000 g's.

On the high end, Statek has developed what it believes is the smallest 1-MHz microprocessor crystal. The new unit is about one-fourth the size of an 8-pin mini-DIP. Its calibration accuracy of $\pm 0.05\%$ is achieved by a process in which the miniature crystal is etched from a quartz wafer and fine-tuned to the correct dimensions by laser trimming.



Statek's miniature quartz crystal between leads of an HC-33 can.

Learning More. I'm not aware of any recent books on piezoelectricity. Many electronics texts, however, cover the theory in much more detail than I have in this brief column. Some encyclopedias, particularly those dedicated to science topics, cover the subject quite well.

If you want to experiment with piezoelectric crystals of your own making, "Crystals and Crystal Growing" (Alan Holding and Phyllis Singer, Anchor Books, Doubleday & Co., 1960) has a chapter containing the recipe for making Rochelle-salt, single crystals larger than a sugar cube. ♦

By Carl Warren

Add-Ins and Add-Ons Increase System Performance

A NUMBER of established companies are jumping on the microcomputer plug-compatibility bandwagon and are offering a host of goodies to upgrade a system. For example, for the IBM Personal Computer, urged on by an almost limitless market potential, others have developed items ranging from 256K-byte memory boards to expansion chassis for the powerful system—all with the uncharacteristic support of IBM.

Even peripheral equipment manufacturers view the IBM machine as an ideal vehicle for new products. One such company, GTCO Corp. has introduced a digitizing option called the Graphic Analysis Package #1. This package consists of a digitizer pad with 0.001-in. resolution (sizes vary from 11" × 11" to 42" × 60" active area pads), a digitizing stylus, a power supply, a communications interface cable, an operator's manual plus the necessary software on diskette. Prices for the GTCO graphics package range from \$1419 for an 11" × 11" tablet to \$3025 for a 20" × 20" translucent tablet. The software for the graphics option follows the IBM philosophy of using user-oriented menu systems to display 22 predefined functions with room for 11 user-defined functions.

Like the GTCO offering, other products being introduced are designed to plug directly into the computer backplane. In some cases, such as Tecmar's PC-Mate Expansion Chassis priced at \$945 for chassis and adapters with cables, the idea is to extend the working area of the bus.

The Expansion Chassis, is designed to interface to any one of the available expansion slots with a host adapter and extension cables. The bus adapter handles all translation of bus signals and provides buffering and necessary drivers to ensure proper operation of both the primary and expansion bus. Once connected, the expansion bus allows an additional 7 slots for adding memory and peripheral controllers. The chassis comes equipped with a heavy-duty power supply capable of handling an optional 5.25-in. Winchester disk drive. In addition, the chassis provides convenience power outlets for printers or monitors.

Expansion of the bus is only a small part of the offering from Tecmar. The company has developed a total of 20 products, including the expansion chassis, dubbed TecMates. The TecMate se-

ries includes a series of RAM cards ranging from a \$495 64K-byte card to a \$1295 256K-byte card. In addition, you can turn your system into a complete development station by the addition of the E³PROM card (\$395) that employs Electrically Erasable Programmable Read Only Memories (EEPROMs). These allow changing ROMable programs under software control so it is not necessary to have an ultraviolet erasing system.

In the same line is an IEEE-488 bus adapter (\$395) that permits interfacing to a host of test equipment or the similarly priced Lab Tender that provides complete 16-channel, 8-bit analog-to-digital and digital-to-analog conversion with five timer/counters and three parallel ports.

Should your applications be more futuristic, Tecmar even has cards such as the Speech Master (\$395) to give your personal computer a voice. The board has a built-in vocabulary of 143 unique words, letters, and word sounds, and according to Dave Wertman at Tecmar you'll be able to purchase additional personality modules to increase the vocabulary by midyear.

To really turn the system into a futuristic dream, you can purchase the \$345 Video Digitizer to convert standard NTSC video signals to digital patterns, and add the \$495 Stepper Motor Controller to handle the movement of robotic arms. The idea is to use the IBM Personal Computer to develop an artificial intelligence system that not only performs tasks but recognizes images.

No doubt the IBM system will find use in a number of diverse applications, and has wide market potential. However, not all independent design houses are willing to provide as many products as quickly as Tecmar.

Typically, most are planning to jump into the market with two products at most. Data Mac Computer Systems, for example, has a memory board that starts at \$499 for a 64K RAM board, with the ability to expand to 256K bytes on the same board, for about \$1200.

Microsoft Consumer Products division is planning a 256K memory add-on, designed by Burtronix, also for about \$1200. This RAMCard, employs 64 × 1 RAMs and, like the Data Mac card, its parity can be enabled or disabled depending on the operation.

Microsoft is planning to offer more than just the hardware for the price. In

the works is a bundled product that will treat the RAM as a solid-state disk system. This board, and possibly the software for it, are expected to be available this month.

Even though Burtronix is best known as an R&D house that develops products for others to market, it is also planning to climb on the IBM bus with an \$80 prototyping card and an as yet unpriced extender card.

For one-stop shopping for IBM PC add-ons and tools, there is Applied Business Computer Inc. This company offers everything from the AI-1512, 512K-byte RAM card for \$1495 to a \$3800 5.25-in. 18M-byte Winchester. They even have an as yet unpriced EPROM programmer, Model AI-7128 that will program 2732s, 2764, and 27128s. If you require CMOS battery-backed memory, they offer the Model AI-1064, 64K board for \$850.

Vista Computer on the other hand, is sporting the 576K Multi-Maxicard, that starts out at \$1199 for a 256K version and ranges up to \$1849 for the full 576K. This board uses just about the entire available memory range permitted without shadowing the system ROM in and out.

Another source of IBM PC memory boards is National Technology Sales. This company offers a 256K version for \$1495 and 512K configuration for \$1995. Dubbed the PC/RAM Stack, the boards have onboard error checking, an average access time of 250 ns, and a typical cycle time of 410 ns.

If expanding disk storage is important to you, Interface Inc. has double-sided, double-density drives that provide up to 672K bytes of formatted storage. Two models of drives are available and several combinations of internal and external drives can be used to meet storage requirements. The models include: a single-sided drive with 168K of storage and a double-sided drive with 336K of storage. These can be mixed and matched in any manner. Prices for the drives are \$470 for an internal single-sided drive, \$570 for a single double-sided drive. Add \$100 to each price if you want them configured for external operation.

Apple Owners Get Some Too. Should you have an Apple and would like the functionality of the IBM PC, Coprocessor Inc. has just the ticket with the 88CARD. This \$899 item uses an 8088 microprocessor, has 64K of RAM and operates at 5 MHz. The board is designed to work in any Apple slot without burdening the power supply. And if you're wondering, the board uses the same operating systems as the PC and enables you to run all the same programs.

Two additional boards that you might want to add to your Apple include: Wesper Microsystems Wizard-BPO, for \$179. This card lets you have a printer buffer up to 32K bytes, and is designed to work with all the Apple software, as well as CP/M. What you get is the ability to perform printing while the system is doing something else.

Regardless of what your system is, as

long as you have either a serial RS-232 or 8-bit parallel port available, you can turn the system into an IEEE-488 bus controller simply by plugging in an ICS Electronics Corp's Model 4825, or 4828 Interface Card. All the commands for 488 operation are implemented onboard. Be aware though that ICS offers these cards to OEMs, and they will more than likely be somewhat above \$600 in single quantities.

In operation, the card serves as a talker/listener, and your computer thinks it sees either another serial or parallel device. Consequently, writing code to service instruments is a great deal easier since no special 488 drivers are required.

Heath Systems Add-Ins. A few months ago, I happened to call Doug Sauby at Magnolia Microsystems regarding the possibility of adding more than 64K of memory to the Heath/Zenith 89 microcomputer. Doug felt it could be done by employing the memory I/O bit-mapping to gain the extra address bits.

As a result, Magnolia developed the \$595 Invisible Disk. This card employs 64K x 1 dynamic RAM, and extends your total memory space to 176K. In the current implementation, 112K of the added board is treated as a very fast disk drive. About the time you read this column, Magnolia plans to have MP/M fully implemented to permit multi-user/multi-tasking operations on the machine.

Implementing the Invisible Disk is easy. All that is necessary is to remove the 89's cpu card, plug in the Magnolia bit-mapping board and the RAM card, and put it back together again. The most difficult part of the process is removing and reinserting the cpu card.

Once you have performed that task, all that is necessary is to link a software module to tell CP/M that the new device is present. You basically set the RAM up as logical device 40; and, using the configuration program, set it to the desired disk name (in our case, drive F:).

In operation, you can use setauto to run a Submit program to load the desired program into the semiconductor disk, and begin immediate operation. Ours is set as follows:

```
PIP F: = *.*[VO]   put contents of
                    disk on to F:
F:                Log in F: drive
WS                run the program—in
                    this case WordStar.
```

Due to the paucity of space available on Heath add-in boards, Magnolia wasn't able to implement parity checking. Instead they opted for CRC—Cyclic Redundancy Checking, careful layout of the printed circuit board, and close attention to decoupling capacitors. After about two months of operation, we haven't experienced any soft errors; and surprisingly the 89 hasn't overheated.

I do want to point out, however, that if your 89 is over two years old and you're thinking of adding such niceties as the Magnolia 8-in. controller or the Invisible

RAM, chances are you will overtax the power supply. We discovered this in one of our 89s that we have had since 1980. The bridge rectifier broke down due to high current, and the secondary in the transformer burned out. Zenith has taken care of these problems in units produced in the last year. The transformer and rectifiers have higher ratings, and all the regulators have heat sinks. So before adding make sure you have adequate power.

Another enhancement for the 89 comes from DG Electronics. It offers the Super 89 for \$800 for a 64K version and \$1400 for a 256K configuration. The board completely replaces the Zenith cpu card, and comes with a 4-MHz cpu, real time clock, parity check on RAM, expanded bus structure, on-board serial I/O port, and is CP/M-HDOS compatible. We asked both the DG folks and the Magnolia designers if the new board would work with Magnolia's disk controllers, but as of this March neither was sure since no actual tests were run. Both design groups saw no problems since the DG board is functionally compatible with the Zenith card.

An interesting add-in that you might want to consider for your 89 comes from Artra Inc. The board, called the

Housemaster, provides you with a real-time clock, voice recognition, sound synthesizers, BSR X-10 home control, battery backup for the calendar/clock, and dual RS-232 ports. The card, which is available as a kit for \$299 or \$399 assembled, takes the place of the I/O card. Be aware that things like the RS-232 ports and voice synthesis are options and range in price from \$35 to \$225 for assembled versions.

Commodore Systems Get CP/M. It seems that everyone wants to have CP/M compatibility, and Small Systems Engineering is providing it with the \$895 Z-80 based Softbox. This add-on allows CP/M, RS-232 ports, and an interface to a Corvus hard-disk system, as well as 64K of RAM. The similarly priced Hardbox enhances the Pet disk operating systems allowing one to four Corvus drives to emulate the Commodore floppy-disk system for up to 64 users. It comes with seven utilities including: user reconfiguration, password security, file transfer between hard disk and floppies, diagnostics, and the ability to use a video recorder for data backup.

To speed up Commodore BASIC, SSE has PETspeed priced at \$350 to give a 30% increase in compiler operation. ◇

FOR MORE INFORMATION

For more information on the products described in this article, contact the following manufacturers directly:

Applied Business Computer Co.

2883 E. La Palma Ave.
Anaheim, CA 92806
714-630-3821

Artra Inc.

Box 653
Arlington, VA 22216
703-527-0455

Burtronix

18472 Jocotal Lane
Villa Park, CA 92667
714-974-6171

Coprocessors Inc.

50 West Brokaw Road, Suite 64
San Jose, CA 95110
408-947-4616

D-G Electronic Developments Co.

700 South Armstrong
Denison, TX 75020
214-465-7805

Data Mac Computer Systems

680 Alamanor Ave.
Sunnyvale, CA 94086
408-735-0323

GTCO Corp.

1055 First St.
Rockville, MD 20850
301-279-9550

ICS Electronics Corp.

1620 Zanker Road
San Jose, CA 95112
408-298-4844

Interface Inc.

20932 Cantara Street
Canoga Park, CA 91304
213-341-7914

International Business Machines Corp.

Information Systems Div.
Box 1328
Boca Raton, FL 33432
305-998-6007

Magnolia Microsystems Inc.

2264-15th Ave. West
Seattle, WA 98119
206-285-7266

Microsoft Consumer Products Inc.

10700 Northrup Way
Bellevue, WA 98004
206-828-8080

National Technology Sales

Box 401782
Garland, TX 75040
214-349-8259

Rana Systems

20620 South Leapwood Ave.
Carson, CA 90746
213-538-2353

Small Systems Engineering Inc.

71 Park Lane
Brisbane, CA 94005
415-468-2900

Sorcim Corp.

405 Aldo Ave.
Santa Clara, CA 95050
408-727-7634

Tecmar Inc.

23600 Mercantile Rd.
Cleveland, OH 44122
216-464-7410

Vista Computer Co.


1317 East Edinger
Santa Ana, CA 92705
714-953-0523

Wesper Microsystems

3188 Pullman Street
Costa Mesa, CA 92626
714-850-1666

ANNOUNCING TWO NEW TERMINALS

Smart • Fast • Graphics • Matching Modem and \$295 Printer



Netronics announces a state of the art breakthrough in terminals, now at prices you can afford, you can go on-line with data bank and computer phone-line services. It's all yours... "electronic newspapers," educational services, Dow-Jones stock reports, games, recipes, personal computing in any level language, program exchanges, electronic bulletin boards... and more every day!!!

Netronics offers two new terminals, both feature a full 56 key/128 character typewriter-style keyboard, baud rates to 19.2 kilobaud, a rugged steel cabinet and power supply. The simplest one, **FASTERM-64**, is a 16 line by 64 or 32 character per line unit, with a serial printer port for making hard copy of all incoming data, and optional provisions for block and special character graphics. The "smart" version, **SMARTERM-80**, features either 24 line by 80 characters per line or 16 by 40 characters per line, it offers on-screen editing with page-at-a-time printing, 12,000 pixel graphics, line graphics, absolute cursor addressing, underlining, reverse video, one-half intensity and much more... simply plug them into your computer or our phone modem and be on-line instantly. Use your TV set (RF modulator required) or our deluxe green-phosphor monitor pictured above. For hard copy just add our matched printer.

Price breakthrough!!! Own the **FASTERM-64**, a complete terminal kit, ready to plug in for just \$199.95 or order the **SMARTERM-80** kit for just \$299.95, (both available wired and tested.) Be on-line with the million-dollar computers and data services today... we even supply the necessary subscription forms.

More good news: All the components in our terminals are available separately (see coupon), so you buy only what you need!!!

FASTERM-64 DISPLAY FORMAT: 64 or 32 characters/line by 16 lines... 96 displayable ASCII characters (upper & lower case) 8 baud rates: 150, 300, 600, 1200, 2400 4800 9600, 19, 200, (switch sel.) LINE OUTPUT: RS232C or 20 ma current loop... VIDEO OUTPUT: 1V PIP (EIA RS-170) CURSOR MODES: home & clear screen, erase to end of line, erase cursor line, cursor up & down, auto carriage return/line feed at end of line & auto scrolling REVERSE VIDEO BLINKING CURSOR PARITY: off, even or odd STOP BITS: 1, 1.5, 2 DATA BITS PER CHARACTER: 5, 6, 7 or 8 CHARACTER OUTPUT: 5 by 7 dot matrix in 4 by 12 cells PRINTING OUTPUT: prints all incoming data... 1K ON BOARD RAM 2K ON BOARD ROM CRYSTAL CONTROLLED COMPLETE WITH POWER SUPPLY OPTIONAL GRAPHICS MODE: includes 34 Greek & math characters plus 30 special graphics characters... ASCII ENCODED KEYBOARD: 56 key/128 characters

SMARTERM-80 DISPLAY FORMAT: 80 characters by 24 lines or 40 characters by 16 lines 128 displayable ASCII characters (upper & lower case) 8 baud rates: 110, 300, 600, 1200, 2400, 4800, 9600, 19, 200... LINE OUTPUT: RS232C or 20 ma current loop... VIDEO OUTPUT: 1V PIP (EIA RS-170) EDITING FEATURES: insert/delete line, insert/delete character, forward/back tab LINE OR PAGE TRANSMIT PAGE PRINT FUNCTION CURSOR POSITIONING: up, down, right, left, plus absolute cursor positioning with read back VISUAL ATTRIBUTES: underline, blink, reverse video, half intensity, & blank GRAPHICS: 12,000 pixel resolution block plus line graphics... ON-SCREEN PARITY INDICATOR PARITY: off, even or odd STOP BITS: 1, 1.5, 2 all others 1 CHAR OUTPUT: 7 by 11 character in 9 by 12 block PRINTER OUTPUT: 60 or 50 Hz VERTICAL REFRESH... BLINKING BLOCK CURSOR CRYSTAL CONTROLLED 2K ON BOARD RAM ASCII ENCODED KEYBOARD: 56 key/128 character... 4K ON BOARD ROM... COMPLETE WITH POWER SUPPLY

TELEPHONE MODEM 103 O/A FULL DUPLEX, FCC APPROVED DATA RATE: 300 baud INTERFACE: RS232C and TTY... CONTROLS: talk/data switch (no need to connect and disconnect phone), originate/answer switch on rear panel... NO POWER SUPPLY REQ.

REQUIRED: ASCII KEYBOARD ASCII-3 56 KEY/128 CHARACTER ASCII ENCODED UPPER & LOWER CASE FULLY DEBOUNCED 2 KEY ROLL-OVER POS OR NEG LOGIC WITH POS STROBE REQUIRES +5 & -12V DC (SUPPLIED FROM VIDEO BOARDS) **PRINTER COMET I** SERIAL I/O TO 9600 BAUD 80 CHARACTER COLUMN (32 COMPRESSED) 10" TRACTOR FEED UPPER/LOWER CASE INDUSTRY STANDARD RIBBONS 4 CHARACTER SIZE 9 BY 7 DOT MATRIX... BIDIRECTIONAL PRINTING



Continental U.S.A. Credit Card Buyers Outside Connecticut

CALL TOLL FREE 800-243-7428

To Order From Connecticut Or For Tech. Assist. Call (203) 354-9375

NETRONICS R&D LTD. Dept. PE

333 Litchfield Road, New Milford, CT 06776

Please send the items checked below:

- COMPLETE **FASTERM-64 TERMINAL** (includes FASTVID-64 video board ASCII-3 keyboard, steel cabinet and power supply)... kit \$199.95 plus \$3 P&I... wired & tested \$249.95 plus \$3 P&I... graphics option: add \$19.95 to each of above
- COMPLETE **SMARTERM-80 TERMINAL** (includes SMARTVID-80 video board, ASCII-3 keyboard, steel cabinet and power supply)... kit \$299.95 plus \$3 P&I... wired and tested \$369.95 plus \$3 P&I
- FASTVID-64 VIDEO BOARD** (requires +5 & -12V DC)... kit \$99.95 plus \$3 P&I... graphics option add \$19.95... wired & tested \$129.95 plus \$3 P&I
- SMARTVID-80 VIDEO BOARD** (requires +5 & -12V DC)... kit \$199.95 plus \$3 P&I... wired & tested \$249.95 plus \$3 P&I
- DELUXE STEEL TERMINAL CABINET**... \$19.95 plus \$3 P&I
- ASCII-3 KEYBOARD** (requires +5 & -12VDC)... kit \$69.95 plus \$3 P&I... wired and tested \$89.95 plus \$3 P&I
- POWER SUPPLY** (powers ASCII-3 keyboard & video boards)... kit only \$19.95 plus \$2 P&I
- ZENITH VIDEO MONITOR** (high resolution green phosphor)... wired & tested \$149.95 plus \$6 P&I
- TELEPHONE MODEM MODEL 103 O/A**... wired & tested \$189.95 plus \$3 P&I
- DOT MATRIX PRINTER Comet I**... wired & tested \$299.95 plus \$10 P&I
- RF MODULATOR MOD RF-1**... kit only \$8.95 plus \$1 P&I
- 3FT-25 LEAD MODEM/TERMINAL OR PRINTER/TERMINAL CONNECTOR CABLE**... \$14.95 ea plus \$2 P&I

For Canadian orders, double the postage Conn. res. add sales tax

Total Enclosed \$

- Personal Check Cashier's Check/Money Order
 - VISA MasterCard (Bank No. _____)
- Acct. No. _____ Exp. Date _____

Signature _____
Print Name _____
Address _____
City _____ State _____ Zip _____

FOR ONLY \$129.95 Learn Computing From The Ground Up

Build a Computer kit that grows with you, and can expand to 64K RAM, Microsoft BASIC, Text Editor/Assembler, Word Processor, Floppy Disks and more.

EXPLORER/85

Here's the low cost way to learn the fundamentals of computing... the all-important basics you'll need more and more as you advance computer skills. For just \$129.95 you get the advanced design Explorer/85 motherboard, with all the features you need to learn how to write and use programs AND it can grow into a system that is a match for any personal computer on the market. Look at these features: 8085 Central Processing Unit, the "heart" of the Explorer/85 (Join the millions who will buy and use the 8080/8085 this year alone!) 48-bit plus one-bit input/output ports from which you can input and output your programs, as well as control external devices, relays, lights, etc. A cassette interface that lets you store and reload programs you've learned to write... deluxe 2,400 hertz operating system/monitor makes it easy to learn computing in several important ways... It allows simpler, faster writing and entering of programs... It permits access by you to all parts of the system so you can check on the status of any point in the program... It allows tracing each program step by step, with provision for displaying all the contents of the CPU (registers, flags, etc.)... and it does much more!

You get all this in the starting level (Level A) of the Explorer/85 for only \$129.95. Incredible! To use, just plug in your RVDC power supply and terminal or keyboard/display... if you don't have them, see our special offers below.

- Level A computer kit (Terminal Version)... \$129.95 plus \$3 P&I
- Level A kit (Hex Keypad/Display Version)... \$129.95 plus \$3 P&I
- LEVEL B — This "building block" converts the motherboard into a two-slot 8100 bus (industry standard) computer. Now you can plug in any of the hundreds of 8100 cards available.
 - Level B kit... \$49.95 plus \$2 P&I
 - 8100 bus connectors (two required)... \$4.85 each, postpaid
- LEVEL C — Add still more computer power... This "building block" mounts directly on the motherboard and expands the 8100 bus to six slots.
 - Level C kit... \$39.95 plus \$2 P&I
 - 8100 bus connectors (five required)... \$8.85 each, postpaid
- LEVEL D — When you reach the point in learning that requires more memory, we offer two choices: either add 4K of a memory directly on the motherboard, or add 16K to 64K of memory by means of a single 8100 card, our famous "IAWS".
 - Level D kit (CHECK ONE)
 - 4k on-board... \$49.95 plus \$2 P&I
 - 16k 8100 "IAWS"... \$149.95 plus \$2 P&I
 - 32k 8100 "IAWS"... \$199.95 plus \$2 P&I
 - 48k 8100 "IAWS"... \$249.95 plus \$2 P&I
 - 64k 8100 "IAWS"... \$299.95 plus \$2 P&I

LEVEL E — An important "building block" that activates the 8K ROM EPROM space on the motherboard. Now just plug in our 8K Microsoft BASIC or your own custom programs.

- Level E kit... \$5.95 plus 50c P&I

Microsoft BASIC — It's the language that allows you to talk English to your computer! It's available three ways:

- 8k cassette version of Microsoft BASIC. (Requires Level B and 12K of RAM minimum, we suggest a 16K 8100 "IAWS" — see above)... \$64.95 postpaid
- 8K ROM version of Microsoft BASIC. (Requires Level B & Level E and 4K RAM, just plug into your Level E sockets. We suggest either the 4k Level D RAM expansion or a 16k 8100 "IAWS")... \$99.95 plus \$2 P&I
- Disk version of Microsoft BASIC. (Requires Level B, 32k of RAM, floppy disk controller, 8" floppy disk drive)... \$325 postpaid

TEXT EDITOR/ASSEMBLER — The editor/assembler is a software tool (a program) designed to simplify the task of writing programs. As your programs become longer and more complex, the assembler can save you many hours of programming time. This software includes an editor program that enters the programs you write, makes changes, and saves the programs on cassettes. The assembler performs the clerical task of translating symbolic code into the computer-readable object code. The editor/assembler program is available either in cassette or a ROM version.

EDITOR/ASSEMBLER (Cassette version, requires Level B and 8k (min) of RAM... we suggest 16k "IAWS"... see above)... \$59.95 plus \$2 P&I

EDITOR/ASSEMBLER (ROM version, supplied on an 8100 card; requires Level B and 4k RAM (min) — we suggest either Level D or 16k "IAWS")... \$99.95 plus \$2 P&I

8" FLOPPY DISK — A remarkable "building block" add our 8" floppy disk when you need faster operation, more convenient program storage, perhaps a business application and access to the literally thousands of programs and program languages available today. You simply plug them into your Explorer/85 disk system — it accepts all IBM-formatted CP/M programs.

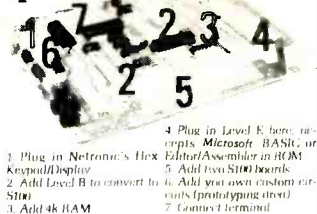
- 8" Floppy Disk Drive... \$499.95 plus \$12 P&I
- Floppy Controller Card... \$199.95 plus \$2 P&I
- Disk Drive Cabinet & Power Supply... \$69.95 plus \$3 P&I
- Drive Cables (set up for two drives)... \$25.00 plus \$3 P&I

CP/M 2.2 Disk Operating System, includes Text Editor/Assembler, dynamic debugger, and other features that give your Explorer/85 access to thousands of existing CP/M-based programs... \$150.00 postpaid.

NEED A POWER SUPPLY? Consider our AP-1. It can supply all the power you need for a fully expanded Explorer/85 (note: disk drives have their own power supply), plus the AP-1 fits neatly into the attractive Explorer steel cabinet (see below).

- AP-1 Power Supply kit (HV @ 5amps) in deluxe steel cabinet... \$38.95 plus \$2 P&I

NEED A TERMINAL? We offer you choices: the least expensive one is our Hex Keypad/Display kit that displays the information on a calculator-type screen. The other choice is our ASCII Keyboard/Computer Terminal Kit that can be used with either



1. Plug in Netronics Hex Keypad/Display kit (2400 hertz operating system) (terminal) 2. Add Level B to convert to 8100 bus (prototyping level) 3. Add 4k RAM 4. Plug in Level D base memory (Microsoft BASIC, or Editor/Assembler in ROM) 5. Add two 8100 boards 6. Add two 8100 boards 7. Connect terminal

a CRT monitor or a TV set (if you have an RF modulator)

- Hex Keypad/Display kit... \$69.95 plus \$2 P&I
- FASTERM-64 TERMINAL KIT** — Featuring a 56 key ASCII keyboard, 128 character set upper and lower case 75 ohm output, 8 baud rates: 150 to 19,200 (switch select), RS232C or 20 MA output, 32 or 64 character by 16 line format, complete with Deluxe Steel Cabinet and Power Supply... \$199.95 plus \$3 P&I
- RF Modulator kit (allows you to use your TV set as a monitor)... \$8.95 postpaid
- 12" Video Monitor (10MHz bandwidth)... \$139.95 plus \$5 P&I
- Deluxe Steel Cabinet for the Explorer/85... \$49.95 plus \$3 P&I
- Fan for cabinet... \$15.00 plus \$1.50 P&I

ORDER A SPECIAL-PRICE EXPLORER/85 PAK — THERE'S ONE FOR EVERY NEED.

- Beginner Pak** (Save \$26.00) — You get Level A (Terminal Version) with Monitor/Source Listing (\$25 value), AP-1 5-amp power supply, Intel 8085 Users Manual, (Reg. \$199.95) SPECIAL: \$169.95 plus \$4 P&I
- Experimenter Pak** (Save \$53.40) — You get Level A (Hex Keypad/Display Version) with Hex Keypad/Display, Intel 8085 User Manual, Level A Hex Monitor Source Listing, and AP-1 5-amp power supply (Reg. \$279.95) SPECIAL: \$219.95 plus \$6 P&I
- Special Microsoft BASIC Pak** (Save \$103.00) — You get Levels A (Terminal Version), B (4k RAM), E, 8k Microsoft in ROM, Intel 8085 User Manual, Level A Monitor Source Listing, and AP-1 5-amp power supply (Reg. \$479.95) SPECIAL: \$379.95 plus \$7 P&I
- Add a Rom-Version Text Editor/Assembler** (Requires levels B and D or 8100 Memory)... \$99.95 plus \$2 P&I
- Starter B' Disk System** — Includes Level B, A floppy disk controller, one CIOC 8" disk-drive, two drive cables, two 8100 connectors, just add your own power supplies, cabinets and hardware... (Reg. \$185.00) SPECIAL: \$99.95 plus \$13 P&I
- 32k Starter System**: \$1045.95 plus \$13 P&I
- 48k Starter System**: \$1095.95 plus \$13 P&I
- 64k Starter System**: \$1145.95 plus \$13 P&I
- Add to any of above Explorer/85 steel cabinet**, AP-1 5-amp power supply, Level C with two 8100 connectors, disk drive cabinet and power supply, two sub-D connectors for connecting your printer and terminal... (Reg. \$225.95) SPECIAL: \$199.95 plus \$13 P&I
- Complete 64K System** — Wired & Tested... \$1650.00 plus \$25 P&I
- Special! Complete Business Software Pak** (Save \$625.00) — Includes CP/M 2.2, Microsoft BASIC, General Ledger, Accounts Receivable, Accounts Payable, Personal Package... (Reg. \$1325) SPECIAL: \$699.95 postpaid.

*P&I stands for postage & insurance. For Canadian orders, double this amount.

Continental Credit Card Buyers Outside Connecticut:

TO ORDER
Call Toll Free:
800-243-7428

To Order From Connecticut, or For Technical Assistance, Call (203) 354-9375

CP/M is a reg. trademark of Digital Research

★ (Clip and mail entire ad) ★

SEND ME THE ITEMS CHECKED ABOVE
Total Enclosed (Conn. Residents add sales tax) \$ _____
Paid by:

- Personal Check Cashier's Check/Money Order
- VISA MASTER CARD (Bank No. _____)

Acct. No. _____ Exp. Date _____

Signature _____

Print Name _____

Address _____

City _____

State _____ Zip _____

NETRONICS Research & Development Ltd.
333 Litchfield Road, New Milford, CT 06776

COMPUTER SOURCES

By Leslie Solomon
Technical Director

Hardware

IBM PC Expansion. These memory expansion boards for the IBM Personal Computer range in size from 64K-bytes to 256K-bytes and feature socketed high-speed dynamic RAM, single board for 256K in any single slot, only seven ICs for control logic, parity checking and error reporting, switch-selectable addressing on any 64K boundary, ability to run IBM diagnostics, compatibility with all



IBM hardware and software, and IBM-like documentations. \$395 for 64K, \$620 for 128K, \$845 for 192K, and \$1075 for 256K. There is a 64K expansion kit for \$225 which boosts boards already in the field. **Address:** Personal Systems Technology, Inc., 22957 La Cadena, Laguna Hills, CA 92653 (Tel: 714-859-8871).

Green Screen Monitors. The PI-1 is a 9" (44 sq. inches) green-screen video monitor that can support 64 characters by 16 lines (80 characters by 24 in some applications). \$249. The PI-2 is a 12" (75 sq. inches) green-screen video monitor that can support an 80 character by 24 line text display. \$275. Both units have 20 MHz bandwidth, with horizontal rate 15.6 kHz. Connection is via SO-239 or RCA phone jack. Both have anti-reflection screen. **Address:** USI International, 71 Park Lane, Brisbane, CA 94005 (Tel: 415-468-4900).

Z80 Board. The PRO/80 is a Z80 based single-board computer featuring the S-100 bus, two parallel ports, cassette interface, 1K of RAM expandable on the board to 2K, 1K of EPROM holding the monitor, hex keypad with 8 extra keys, and six 7-segment displays. Requires external 8-volt, 1-ampere power supply. \$169.95. **Address:** ETCO Electronics Corp., Plattsburgh, NY 12901 (Tel: 514-342-1555).

Apple RAM. The DSI 16K RAM Card for the Apple computer is currently available for \$99. **Address:** Davong Systems Inc., 1061 Terra Bella Ave., Mountain View, CA 94043. (Tel: 415-965-7130).

CP/M-80 for IBM PC. Baby Blue CPU Plus is a combination of hardware and software that enables IBM Personal Computers to run virtually any software that is CP/M-80 compatible and written for the 8080/Z80 microprocessor. It plugs into an existing slot, adds 64K-bytes of memory to the system, making it a computer within a computer. Baby Blue runs the programs, and passes the task of communicating with the outside world to the IBM machine. \$600. **Address:** Xedex Corp., 645 Madison Ave, New York, NY 10022 (Tel: 212-247-1400).

RAM Disk. Designed for the S-100 system or a TRS-80 Model 2 using CP/M 2.2, or the IBM Personal Computer, the SemiDisk is a high capacity memory board that "looks" like a disk drive to the system, except that it is much faster. It does not require extended addressing or bank switching and all data goes through four I/O ports that can be re-addressed to any of 64 locations. Software is supplied on 8" single-density floppies, 8" double-density TRS-80, 5" NorthStar double density, and IBM 5" formats. 512K-byte SemiDisk is \$1995. **Address:** SemiDisk Systems, POB GG, Beaverton, OR 97075 (Tel: 503-642-3100).

Software

French Programs. If French is your language, you should know that there is now a series of French software programs for the Apple computer. The 24 programs include strategic simulations, interactive fantasies, educational programs, etc. Catalog available from Computerre, C.P. 782, St. Laurent, Quebec, Canada H4L 4W2 (Tel: 514-747-9130).

WP Utility. Super Text allows an Apple II to display an 80 column screen with the use of a Videx Board, insert page headers and footers, multi-file search-and-replace, display of disk space avail-

able, user defined keys, and the ability to count occurrences of specified words or phrases. It also supports an enhanced math mode, split screen option, advanced block operations, and Autolink of multiple files. \$175. **Address:** Muse Software, 347 N. Charles St., Baltimore, MD 21201 (Tel: 301-659-7212).

MAIL Utility. Mail-Base is an inquiry/mailing list that keeps track of up to 32,000 customer records composed of name and address data plus 15 user-defined flags and room for comments. Each customer record is indexed by zip code and user-selectable name key. Each record can be selected by partial or full declaration of any combination of 23 information fields. Selected records may be printed as mailing labels, index and Rolodex cards, user-defined forms, or merged into form letters. For Televideo, Zenith, or any CP/M-based CPU with Zenith Z19 terminal. \$199.95 for Micro-soft BASIC, \$299.95 for compiled version. **Address:** XtraSoft, Inc., 4910 Roman Drive, Louisville, KY 40291 (Tel: 502-499-1533).

VIC20 Software. VICMORSE allows the VIC20 to be used as a cw keyboard keyer and automatic code reader and requires 5K, interface, and I/O connector. \$19.95. VICRTTY requires 3K memory expander and is used for radioteletype ham activities. \$24.95. The firm also carries numerous game and utility software for the VIC20. **Address:** RAK Electronics, P.O. Box 1585, Orange Park, FL 32073 (Tel: 904-264-0756).

CP/M Utilities. The Disk Utility Package for CP/M works with any single user CP/M 2.x system with any diskette size and format and many hard disks. The menu-driven utilities include DDUMP to examine and patch any byte on any sector, DTEST to test a disk for bad spots which are locked out and reported to printer/terminal, DUSER enables access from one user area to program and/or files stored on other user areas without keeping duplicate copies of disk files, DDUP duplicates disks and is independent of controller, drive, disk size, and format. It will also replace bad sectors on source disk with blank sectors on destination disk. The last utility UNERA recovers from accidentally ERASED files. \$29.95 each or all five \$125. Specify format (8" SS/SD, 5" HS Heath/Zenith). Include \$8 handling/shipping. **Address:** Elektrokonsult AS, Konnerudgaten 3, N-3000, Drammen, Norway.

Apple Adventure. The Adventure game for the Apple II uses hi-res graphics which are compressed, and drawn using over 100 colors. It also uses the Votrax Type'N Talk voice synthesizer, producing both pictures and sound. The game wanders through an enchanted world seeking 13 lost treasures, encountering wild animals, magical beings, and other perils and puzzles. \$29.95. **Address:** Adventure International, Dept. G., Box 3435, Longwood, FL 32750 (Tel: 1-800-327-7172).

PROGRAMMER'S NOTEBOOK

By Jim Keogh

Keeping Time

FREQUENTLY, microcomputer software requires the on-screen display of text and/or graphics for specific periods of time. For example, the programmer may want to display a logo, followed by the title of the program, the programmer's name, and the copyright identification, for some short interval. Let's take a look at how display time can be controlled, and then examine a few other interesting BASIC subroutines.

Since there is no way that software, even heavily "bugged," can damage the hardware, the reader can experiment with these programs (or any program) to "see what happens." The worst that can happen is an error message being displayed.

The most common way to control how long an image appears on screen is by using a simple timing loop. Such a loop instructs the computer to perform a series of calculations, without printing the results of the calculations. The following programs, which can be run on a TRS-80 and Apple II, respectively, will illustrate the timing loop. These computers were

TRS-80

```
10 REM TIMING LOOP
20 CLS
30 PRINT "TIMING LOOP HAS
  STARTED"
40 FOR A = 1 TO 500
50 B = A + 1
60 NEXT A
70 CLS
80 PRINT "TIMING LOOP HAS ENDED"
```

APPLE II

```
10 REM TIMING LOOP
20 CALL-936
30 PRINT "TIMING LOOP HAS
  STARTED"
40 FOR A = 1 TO 500
50 B = A + 1
60 NEXT A
70 CALL-936
80 PRINT "TIMING LOOP HAS ENDED"
```

selected because they are two of the most popular machines. However, the programs will run on all computers equipped for BASIC.

Let's examine the timing loop a little closer. Line 20 in both programs clears the screen. Clearing the screen is purely a cosmetic event and is not required for proper operation. Line 30 is the statement which we would like to have displayed on the screen for the duration of the selected timing interval.

The length of time which the statement will be displayed is controlled by line 40, which begins the timing loop. Line 50 instructs the computer to add 1 to the value of "A." Line 50 is not essential and is shown here to illustrate that the computer can "do something" during the timing interval (e.g., print a statement). After the computer completes the "B" calculation, it moves on to the next "A." The loop then cycles around lines 40, 50 and 60 until the value of the 500th "A" is used. If the upper-end value of "A" used in line 40 is relatively low (e.g., 500), the "padding" represented by step 50 is easily accommodated. But when line 40 is re-stated as "FOR A = 1 TO (any very large number)," line 50 may be omitted.

Note that we told the computer to calculate the value for "B." This allows us to keep just the statement we want displayed on the screen without the computer printing the values for "B."

The length of time it takes for the computer to complete the timing loop will de-

```
10 REM THIS PROGRAM DETERMINES THE NUMBER OF CALCULATIONS
20 REM REQUIRED BY A TIMING LOOP FOR A CORRESPONDING
30 REM AMOUNT OF TIME FOR WHICH A STATEMENT WILL BE DISPLAYED
40 (TRS-80) CLS
40 (Apple II) CALL -936
50 PRINT "HOW MANY SECONDS WILL YOUR DISPLAY REQUIRE?"
60 INPUT A
70 (TRS-80) B = A * 125
70 (Apple II) B = A * 250
80 (clear screen, see line 40)
90 PRINT "THE NUMBER OF CALCULATIONS YOU NEED IS";B
```

pend upon the BASIC used, the computer "clock" speed, and the number of calculation (iterations) the computer has to perform. In the examples shown, we asked the computer to perform 500 calculations. Due to differences in clock speed, this will take about four seconds for the TRS-80 and approximately two seconds for the Apple II.

After the value for the 500th "B" is calculated, the program moves to line 70, which clears the screen. Line 80 then prints "TIMING LOOP HAS ENDED."

The following table can be used to create timing loop programs for six different

Seconds	Final Value of A	
	TRS-80	Apple II
5	625	1250
10	1250	2500
15	1875	3750
20	2500	5000
25	3125	6250
30	3750	7500

time durations. Simply change the final value of A in line 40 of the previous programs to the value needed to create the desired timing period. For example, make line 40 read: "FOR A = 1 TO 3750" for a 30-second delay with a TRS-80.

If you require a longer or shorter time interval than those shown, the program below can be used to determine the final value of A (number of approximate calculations to be made). Note that line 40 of this new program shows screen clearing for both the TRS-80 and the Apple. Select the correct version of line 40 depending on the machine you are using.

A key factor is introduced at line 70, where the desired number of seconds (A) is multiplied by a constant. There are two different constants involved, one for the Z80 CPU used in the TRS-80, and one for the 6502 CPU used in the Apple. That's because these CPUs operate at different clock rates. Again, select the line that matches your machine. ◇

FOR LESS THAN \$3.00 A MONTH . . .

. . . YOU CAN BUY AT THESE PRICES TOO!

For an annual membership fee, which is currently \$35.00, you too can join thousands of others who have discovered this new approach to mail-order marketing, because:

—INSTEAD OF mailing several thousand catalogs, every few months, to people with little or no interest in buying through mail-order, EBC will send its members a personalized 3-ring binder with hundreds of pages of specifications and pricing for more than 3500 items in stock.

—INSTEAD OF re-issuing, every so often, the same catalog with only a few minor changes, you will only receive, on a quarterly basis, updates containing information on new items and revisions on current ones.

—INSTEAD OF having the customer pay for the expensive cost of regular monthly advertising and mass distribution of catalogs, EBC members pay the lowest possible prices for their electronic needs, oftentimes recovering the full cost of their annual membership from the savings realized through their first order.

In addition to what is listed here, we stock the complete lines of AP PRODUCTS, OK MACHINE & TOOLS, VECTOR ELECTRONIC COMPANY, Pre-stripped Wrapping Wire in 6 colors and 15 lengths, Resistors, Capacitors, IDCs, Linear ICs, LED Lamps and Displays, LCDs, Micro-Computers and Peripheral Devices, with thousands of additional items to be offered in the near future, ALL AT SUPER LOW PRICES! COMPARE OUR PRICES AND JOIN EBC TODAY by calling 800-325-0101. You can place your first order at the same time and charge it all to your MASTERCARD or VISA, or authorize us to ship C.O.D. Our 30-Day money-back Guarantee will assure you that you cannot go wrong!

DIGITAL INTEGRATED CIRCUITS

74x x	74147 \$ 0.89	74C95 \$ 0.82	74F374 \$ 2.34	74LS164 \$ 0.51	74S32 \$ 0.28	4028 \$ 0.45
	74148 0.62	74C107 0.44	74F521 2.04	74LS165 0.51	74S40 0.24	4029 0.58
	74150 0.54	74C151 1.37	74F533 2.34	74LS168 0.57	74S50 0.24	4030 0.23
	74151 0.32	74C154 2.04	74F534 2.34	74LS169 0.57	74S51 0.24	4031 1.12
	74152 0.32	74C157 1.37		74LS170 0.84	74S60 0.24	4034 1.30
7400 \$ 0.15	74153 0.32	74C160 0.71		74LS173 0.54	74S64 0.24	4035 0.65
7401 0.15	74154 0.53	74C161 0.71		74LS174 0.35	74S65 0.24	4040 0.58
7402 0.15	74155 0.32	74C162 0.71	74LSx x	74LS175 0.35	74S74 0.36	4041 0.54
7403 0.15	74156 0.38	74C163 0.71		74LS181 1.36	74S76 0.36	4042 0.51
7404 0.17	74157 0.38	74C164 0.71		74LS190 0.58	74S78 0.36	4043 0.54
7405 0.17	74158 0.38	74C165 0.77	74LS00 \$ 0.15	74LS191 0.56	74S86 0.36	4044 0.51
7406 0.20	74160 0.48	74C173 0.65	74LS01 0.15	74LS192 0.56	74S112 0.36	4045 0.64
7407 0.20	74161 0.48	74C174 0.65	74LS02 0.15	74LS193 0.56	74S113 0.36	4046 0.63
7408 0.17	74162 0.48	74C175 0.65	74LS03 0.15	74LS194 0.64	74S114 0.36	4047 0.64
7409 0.17	74163 0.48	74C192 0.72	74LS04 0.17	74LS195 0.40	74S132 0.52	4048 0.28
7410 0.15	74164 0.51	74C193 0.72	74LS05 0.17	74LS196 0.56	74S133 0.23	4049 0.28
7411 0.17	74165 0.51	74C195 0.71	74LS08 0.16	74LS197 0.56	74S134 0.24	4050 0.28
7412 0.17	74166 0.54	74C200 4.08	74LS09 0.16	74LS221 0.58	74S135 0.42	4051 0.54
7413 0.24	74167 1.06	74C221 0.96	74LS10 0.15	74LS240 0.63	74S138 0.74	4052 0.54
7414 0.35	74170 0.84	74C901 0.34	74LS11 0.17	74LS241 0.63	74S139 0.74	4053 0.54
7416 0.19	74173 0.58	74C902 0.34	74LS12 0.17	74LS244 0.63	74S140 0.26	4060 0.59
7417 0.19	74174 0.41	74C903 0.34	74LS13 0.21	74LS245 0.63	74S151 0.66	4066 0.27
7420 0.15	74175 0.40	74C904 0.34	74LS14 0.35	74LS247 0.59	74S153 0.66	4068 0.21
7421 0.17	74176 0.47	74C905 5.10	74LS15 0.15	74LS248 0.59	74S157 0.66	4069 0.17
7423 0.18	74177 0.47	74C906 0.34	74LS20 0.15	74LS251 0.40	74S158 0.66	4070 0.20
7425 0.18	74178 1.00	74C907 0.34	74LS21 0.15	74LS253 0.49	74S161 1.48	4071 0.17
7426 0.18	74179 1.00	74C908 0.76	74LS22 0.15	74LS257 0.41	74S174 0.87	4072 0.17
7427 0.18	74180 0.48	74C909 1.38	74LS26 0.18	74LS258 0.41	74S175 0.87	4073 0.17
7430 0.15	74181 1.02	74C910 3.27	74LS27 0.16	74LS259 0.94	74S181 2.73	4075 0.17
7432 0.18	74182 0.48	74C914 0.72	74LS30 0.15	74LS260 0.21	74S182 0.82	4076 0.53
7437 0.18	74184 1.06	74C918 0.89	74LS32 0.17	74LS266 0.27	74S189 1.83	4077 0.30
7438 0.18	74185 1.06	74C925 3.90	74LS33 0.32	74LS273 0.88	74S194 1.07	4078 0.24
7439 0.18	74188 2.10	74C926 3.90	74LS37 0.18	74LS279 0.29	74S195 1.07	4081 0.17
7440 0.15	74190 0.50	74C927 3.90	74LS38 0.18	74LS283 0.47	74S206 2.48	4085 0.39
7441 0.60	74191 0.50	74C928 3.90	74LS40 0.15	74LS290 0.58	74S219 1.29	4086 0.39
7442 0.31	74192 0.50	80C95 0.35	74LS42 0.37	74LS293 0.58	74S253 0.63	4089 1.07
7443 0.50	74193 0.50	80C96 0.35	74LS47 0.60	74LS295 0.54	74S257 0.60	4093 0.36
7444 0.50	74194 0.48	80C97 0.35	74LS48 0.51	74LS298 0.54	74S258 0.60	4099 0.80
7445 0.50	74195 0.36	80C98 0.35	74LS49 0.54	74LS352 0.58	74S280 1.14	4502 0.27
7446 0.46	74196 0.47		74LS51 0.15	74LS353 0.58	74S289 3.05	4503 0.36
7447 0.46	74197 0.47		74LS54 0.15	74LS365 0.33	74S387 2.54	4507 0.42
7448 0.46	74198 0.63		74LS55 0.15	74LS366 0.33	93S00 1.08	4508 1.49
7450 0.15	74199 0.63	74Fx x	74LS73 0.21	74LS367 0.33	93S05 1.25	4510 0.59
7451 0.15	74221 0.40		74LS74 0.21	74LS368 0.33	93S10 1.88	4511 0.53
7453 0.15	74251 0.57		74LS75 0.29	74LS373 0.80	93S12 0.74	4512 0.53
7454 0.15	74279 0.50	74F00 \$ 0.39	74LS76 0.23	74LS374 0.80	93S16 1.85	4516 0.59
7459 0.15	74283 0.99	74F02 0.39	74LS77 0.23	74LS375 0.56	93S41 2.73	4518 0.59
7460 0.15	74290 0.54	74F04 0.45	74LS83 0.40	74LS377 0.80	93S42 0.82	4519 0.30
7470 0.21	74293 0.54	74F08 0.39	74LS85 0.54	74LS378 0.70	93S43 3.24	4520 0.54
7472 0.21	74298 0.50	74F10 0.39	74LS86 0.24	74LS379 0.70	93S46 0.84	4527 0.71
7473 0.21	74365 0.36	74F11 0.39	74LS90 0.33	74LS386 0.28	93S62 1.44	4528 0.63
7474 0.21	74366 0.36	74F20 0.39	74LS92 0.33	74LS390 0.68		4539 0.53
7475 0.27	74367 0.36	74F32 0.39	74LS93 0.33	74LS393 0.68		4555 0.46
7476 0.21	74368 0.36	74F64 0.39	74LS95 0.40	74LS395 1.05		4556 0.46
7480 0.22		74F74 0.44	74LS107 0.22	74LS447 0.37	4x x x	4582 0.59
7482 0.34		74F86 0.58	74LS109 0.22	74LS490 1.02	4000 \$ 0.20	4584 0.39
7483 0.41		74F109 0.81	74LS112 0.24	74LS670 1.14	4001 0.17	4702 3.87
7485 0.50	74Cx x	74F138 0.87	74LS113 0.24		4002 0.17	4703 4.50
7486 0.20		74F139 0.87	74LS114 0.24		4006 0.61	4704 3.98
7489 0.95		74F151 0.87	74LS122 0.41		4007 0.20	4705 5.04
7490 0.30	74C00 \$ 0.20	74F153 0.87	74LS123 0.47		4008 0.57	4706 5.32
7491 0.36	74C02 0.20	74F157 0.87	74LS125 0.33		4009 0.27	4720 5.32
7492 0.30	74C04 0.20	74F158 0.87	74LS126 0.33		4010 0.27	4723 0.78
7493 0.30	74C08 0.20	74F164 1.35	74LS132 0.42		4011 0.17	4724 0.78
7494 0.38	74C10 0.20	74F175 1.35	74LS133 0.26		4012 0.17	4725 2.15
7495 0.34	74C14 0.46	74F181 2.90	74LS136 0.26		4013 0.30	40014 0.39
7496 0.38	74C20 0.20	74F182 1.50	74LS138 0.45		4014 0.50	40085 0.89
7497 1.08	74C30 0.20	74F190 2.36	74LS139 0.45		4015 0.50	40097 0.38
74104 0.47	74C32 0.20	74F191 2.36	74LS151 0.36		4016 0.28	40098 0.38
74107 0.20	74C42 0.72	74F194 1.17	74LS152 0.36	74Sx x	4017 0.54	40106 0.39
74109 0.22	74C48 0.96	74F241 2.78	74LS153 0.36	74S00 \$ 0.23	4018 0.49	40160 0.71
74120 0.60	74C73 0.46	74F243 2.78	74LS154 0.72	74S01 0.23	4019 0.27	40161 0.71
74121 0.24	74C74 0.46	74F244 1.80	74LS155 0.41	74S02 0.23	4020 0.58	40162 0.71
74122 0.27	74C76 0.44	74F251 0.94	74LS156 0.41	74S03 0.23	4021 0.48	40163 0.71
74123 0.35	74C83 0.89	74F253 0.94	74LS157 0.41	74S04 0.24	4022 0.56	40174 0.65
74125 0.30	74C85 0.89	74F257 0.94	74LS158 0.41	74S05 0.24	4023 0.17	40175 0.65
74126 0.30	74C86 0.23	74F350 2.10	74LS160 0.51	74S08 0.24	4024 0.40	40192 0.72
74132 0.35	74C89 2.15	74F352 0.94	74LS161 0.51	74S09 0.24	4025 0.17	40193 0.72
74141 0.53	74C90 0.71	74F353 0.94	74LS162 0.51	74S10 0.23	4026 1.20	40194 0.71
74145 0.45	74C93 0.71	74F373 2.34	74LS163 0.51	74S11 0.23	4027 0.36	40195 0.71

DIODES & TRANSISTORS

DEVICE TYPE	10	PRICE PER 100	1000
1N270	\$1.30	\$10.80	\$90.00
1N914	0.26	2.10	17.50
1N4001	0.49	4.08	34.00
1N4002	0.52	4.32	36.00
1N4003	0.55	4.56	38.00
1N4004	0.58	4.80	40.00
1N4005	0.64	5.28	44.00
1N4006	0.70	5.76	48.00
1N4007	0.80	6.60	55.00
1N4148	0.26	2.10	17.50
2N2218	3.17	26.40	220.00
2N2218A	3.46	28.80	240.00
2N2219	3.17	26.40	220.00
2N2219A	3.46	28.80	240.00
2N2220	2.60	21.60	180.00
2N2221	2.60	21.60	180.00
2N2221A	2.67	22.20	185.00
2N2222	2.60	21.60	180.00
2N2222A	2.67	22.20	185.00
2N2369	2.60	21.60	180.00
2N2369A	2.67	22.20	185.00
2N2484	2.60	21.60	180.00
2N2904	3.17	26.40	220.00
2N2904A	3.46	28.80	240.00
2N2905	3.17	26.40	220.00
2N2905A	3.46	28.80	240.00
2N2906	2.60	21.60	180.00
2N2906A	2.67	22.20	185.00
2N2907	2.60	21.60	180.00
2N2907A	2.67	22.20	185.00
2N3019	3.17	26.40	220.00
2N3704	0.87	7.20	60.00
2N3903	0.87	7.20	60.00
2N3904	0.87	7.20	60.00
2N3905	0.87	7.20	60.00
2N3906	0.87	7.20	60.00
2N4033	4.76	39.60	330.00
2N4123	0.87	7.20	60.00
2N4124	0.87	7.20	60.00
2N4400	0.87	7.20	60.00
2N4401	0.87	7.20	60.00
2N4402	0.87	7.20	60.00
2N4403	0.87	7.20	60.00
MPS2222	0.87	7.20	60.00
MPS2222A	0.94	7.80	65.00
MPS2369	0.87	7.20	60.00
MPS2907	0.87	7.20	60.00
MPS2907A	0.94	7.80	65.00
MPSA42	2.67	22.20	185.00
MPSA43	2.60	21.60	180.00
MPSA92	2.67	22.20	185.00
MPSA93	2.60	21.60	180.00

SOLDER-TAB SOCKETS

NO. OF PINS	1	PRICE PER 10	100	1000
8-PIN	\$0.09	\$0.79	\$ 7.15	\$ 65.00
14-PIN	0.10	0.91	8.25	75.00
16-PIN	0.11	1.00	9.08	82.50
18-PIN	0.13	1.17	10.59	96.25
20-PIN	0.15	1.29	11.69	106.25
22-PIN	0.16	1.38	12.48	113.45
24-PIN	0.17	1.52	13.75	125.00
28-PIN	0.20	1.82	16.50	150.00
40-PIN	0.29	2.58	23.38	212.50

Hitachi Denshi, Ltd.

OSCILLOSCOPES

MODEL	DESCRIPTION	PRICE
V-151B	15MHZ, SINGLE TRACE	\$ 427.50
V-152B	15MHZ, DUAL TRACE	551.25
V-202	20MHZ, DUAL TRACE	637.50
V-301	30MHZ, SINGLE TRACE	558.75
V-302B	30MHZ, DUAL TRACE	746.25
V-352	35MHZ, DUAL TRACE	862.50
V-550B	50MHZ, DUAL TRACE	1,308.75
V-1050	100MHZ, QUAD TRACE	1,792.50

30-DAY MONEY-BACK GUARANTEE

We would like for you to take a closer look at your Membership Binder and even try an order with E.B.C., so you may decide for yourself how valuable a service this is. Therefore, we guarantee to refund the full Membership Fee of any new member who returns his Binder to us within 30 days from the date of receiving it.

VOLTAGE REGULATORS

DEVICE TYPE	V REG VOLT	I MAX AMP	PKG. STYLE	1	10	PRICE PER 100	1000
LM317KC	ADJ.	1.5	TO-3	\$1.84	\$16.64	\$151.25	\$1,375.00
LM317UC	ADJ.	1.5	TO-220	1.34	12.10	110.00	1,000.00
UA7805KC	5	1	TO-3	1.17	10.59	96.25	875.00
UA7805UC	5	1	TO-220	0.60	5.45	49.50	450.00
UA7806UC	6	1	TO-220	0.60	5.45	49.50	450.00
UA7808KC	8	1	TO-3	1.17	10.59	96.25	875.00
UA7808UC	8	1	TO-220	0.60	5.45	49.50	450.00
UA7812KC	12	1	TO-3	1.17	10.59	96.25	875.00
UA7812UC	12	1	TO-220	0.60	5.45	49.50	450.00
UA7815KC	15	1	TO-3	1.17	10.59	96.25	875.00
UA7815UC	15	1	TO-220	0.60	5.45	49.50	450.00
UA7818KC	18	1	TO-3	1.17	10.59	96.25	875.00
UA7818UC	18	1	TO-220	0.60	5.45	49.50	450.00
UA7824KC	24	1	TO-3	1.17	10.59	96.25	875.00
UA7824UC	24	1	TO-220	0.60	5.45	49.50	450.00
UA78GKC	ADJ.	1	TO-3	1.25	11.35	103.13	937.50
UA78GU1C	ADJ.	1	TO-220	0.84	7.57	68.75	625.00
UA78H05KC	5	5	TO-3	5.00	45.38	412.50	3,750.00
UA78H12KC	12	5	TO-3	5.83	52.94	481.25	4,375.00
UA78HGKC	ADJ.	5	TO-3	5.66	51.43	467.50	4,250.00
UA78P05KC	5	10	TO-3	9.99	90.75	825.00	7,500.00
UA78S40PC*	ADJ.	1.5	16-DIP	1.92	17.40	158.13	1,437.50
UA7905KC	-5	1	TO-3	1.17	10.59	96.25	875.00
UA7905UC	-5	1	TO-220	0.60	5.45	49.50	450.00
UA7908KC	-8	1	TO-3	1.17	10.59	96.25	875.00
UA7908UC	-8	1	TO-220	0.60	5.45	49.50	450.00
UA7912KC	-12	1	TO-3	1.17	10.59	96.25	875.00
UA7912UC	-12	1	TO-220	0.60	5.45	49.50	450.00
UA7915KC	-15	1	TO-3	1.17	10.59	96.25	875.00
UA7915UC	-15	1	TO-220	0.60	5.45	49.50	450.00
UA79GKC	-ADJ.	1	TO-3	1.25	11.35	103.13	937.50
UA79GU1C	-ADJ.	1	TO-220	0.84	7.57	68.75	625.00
UA79HGKC	-ADJ.	5	TO-3	5.66	51.43	467.50	4,250.00

*SWITCHING REGULATOR

MICRO-PROCESSOR & SUPPORT DEVICES

DEVICE TYPE	CLOCK/SPEED	1	10	PRICE PER 100	1000
Z80A-CPU	4 MHZ	\$ 3.20	\$ 29.04	\$ 264.00	\$ 2,400.00
Z80B-CPU	6 MHZ	8.79	79.86	726.00	---
Z80A-DMA	4 MHZ	10.39	94.38	858.00	---
Z80A-PIO	4 MHZ	4.24	38.48	349.80	3,180.00
Z80A-CTC	4 MHZ	4.24	38.48	349.80	3,180.00
Z80A-SIO/1	4 MHZ	17.25	156.82	1,425.60	---
Z80A-SIO/2	4 MHZ	17.25	156.82	1,425.60	---
Z80A-SIO/9	4 MHZ	15.02	136.49	1,240.80	---
Z80A-DART	4 MHZ	7.99	72.60	660.00	---
Z8001-CPU	4 MHZ	94.80	---	---	---
6800	1.0 MHZ	4.80	43.56	396.00	3,600.00
68A00	1.5 MHZ	4.86	44.17	401.50	3,650.00
68B00	2.0 MHZ	5.04	45.74	415.80	3,780.00
6802	1.0 MHZ	4.80	43.56	396.00	3,600.00
6809	1.0 MHZ	14.38	130.68	1,188.00	---
6810	450 NS	1.52	13.80	125.40	1,140.00
68A10	350 NS	1.59	14.40	130.90	1,190.00
68B10	250 NS	1.60	14.52	132.00	1,200.00
6820	1.0 MHZ	2.00	18.15	165.00	1,500.00
6821	1.0 MHZ	2.00	18.15	165.00	1,500.00
68A21	1.5 MHZ	2.24	20.33	184.80	1,680.00
68B21	2.0 MHZ	2.56	23.24	211.20	1,920.00
6840	1.0 MHZ	3.60	32.67	297.00	2,700.00
68A40	1.5 MHZ	3.67	33.28	302.50	2,750.00
68B40	2.0 MHZ	4.00	36.30	330.00	3,000.00
6844	1.0 MHZ	8.79	79.86	726.00	---
6845	1.0 MHZ	8.79	79.86	726.00	---
6847	1.0 MHZ	6.39	58.08	528.00	---
6850	1.0 MHZ	1.92	17.43	158.40	1,440.00
68A50	1.5 MHZ	1.99	18.03	163.90	1,490.00
68B50	2.0 MHZ	2.24	20.33	184.80	1,680.00
6852	1.0 MHZ	2.24	20.33	184.80	1,680.00
68A52	1.5 MHZ	2.56	23.24	211.20	1,920.00
68B52	2.0 MHZ	3.20	29.04	264.00	2,400.00
6854	1.0 MHZ	5.99	54.45	495.00	---
68A54	1.5 MHZ	6.71	60.99	554.40	---
68B54	2.0 MHZ	7.43	67.52	613.80	---
6856	1.0 MHZ	31.95	290.40	---	---
68488	1.0 MHZ	6.39	58.08	528.00	---
2114L	450 NS	1.60	14.52	132.00	1,200.00
2114L-2	200 NS	2.00	18.15	165.00	1,500.00
2114L-1	150 NS	2.50	22.60	205.95	1,872.00
6116-3	150 NS	9.19	83.49	759.00	---
4116-3	200 NS	1.76	15.98	145.20	1,320.00
4116-2	150 NS	1.84	16.70	151.80	1,380.00
2708	450 NS	3.28	29.77	270.60	2,460.00
2716	450 NS	5.20	47.19	429.00	3,900.00
2732	450 NS	14.45	131.34	1,194.00	---

ELECTRONIC BUYERS CLUB, INC.

A SUBSIDIARY OF ECI-USA, INC.

P. O. Box 617 • Columbia, MO 65205 • U.S.A.

(314) 474-7400

Experimenting with Piezoelectric Devices

Part 1. Microphones, Pushbuttons, and Ceramic Filters

WHEN certain crystals and ceramics are mechanically flexed, a voltage is produced. This phenomenon is known as the *piezoelectric effect*. The effect is reversible, too. This means that piezoelectric crystals and ceramics will contract or expand when a voltage is applied across them.

In this two-part column, we'll experiment with devices that exploit the electrical output of a mechanically flexed or stressed piezoelectric element. And we'll work with those that depend on the mechanical motion of an electrically excited piezoelectric element.

The Piezoelectric Microphone. The so-called *crystal* microphone is a piezoelectric acoustic transducer. Early crystal microphones used a Rochelle-salt crystal element. Today the piezoelectric element in many of these microphones is a polarized ceramic wafer about the size of a fingernail. The ceramic is easy to mass produce, and is stronger and more moisture resistant than Rochelle salt.

You can learn much about the operation of a piezoelectric microphone with the help of an oscilloscope. Connect the leads of the microphone directly to the scope's probe. Set the vertical sensitivity to about 0.1 V/div. Adjust the sweep speed to about 1 ms/div.

First, speak or whistle into the microphone. The scope's CRT will display a visual analog of the sound; and, depending upon the proximity of the microphone to your mouth, the amplitude will range from about 0.1 to 0.5 V. Since the waveform overlaps the no-signal centerline, it is ac in nature.

Next, rap the microphone with a pencil or thump it with a finger. If the microphone is an economy version, the scope's CRT will display a ringing pulse with an initial peak of perhaps 40 or 50 V. The duration of the initial pulse will be about 0.1 ms.

A better designed, highly damped, piezoelectric microphone will produce only a very low voltage when tapped or thumped. This is because its element is designed to prevent inadvertent high-voltage spikes that might damage the input stage of a pre-amplifier. This could happen if a microphone were dropped or otherwise given a strong blow.

You can perform a dramatic experiment to demonstrate the high-voltage output of a highly stressed piezoelectric microphone element by connecting the leads from the microphone to a neon glow lamp as shown in Fig. 1. Select a very cheap or discarded microphone (perhaps one with a damaged foil dia-

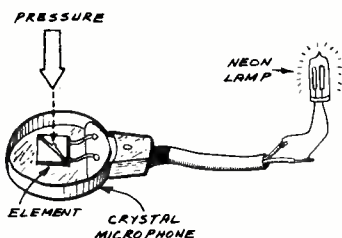


Fig. 1. Flashing a neon lamp with a crystal microphone element.

phragm), since it is necessary to remove the microphone's cover.

Tap the center of the foil diaphragm with a pencil or thump it with a finger, and the lamp should flash. The voltage pulse will be up to a millisecond wide and its amplitude may reach a few hundred volts!

It's not necessary to remove the diaphragm to conduct this experiment. However, if you wish to remove the foil, peel it from around the edge of the microphone case first. Then *carefully* pull it away from the central metal support that is attached to the piezoelectric element. Small scissors may help.

If you remove the foil, do not directly strike the element to light the neon lamp. Instead, strike the metal support bar that bridges two opposite corners of the element and provides a mounting point for the diaphragm. Be careful! The sole support for the piezoelectric element is probably a pair of rubber vibra-

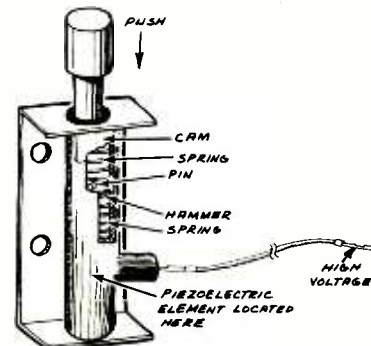


Fig. 2. Vernitron 3652 piezoelectric high-voltage pushbutton.

tion-damping bumpers on two opposite corners of the element. The element is easily detached from these supports. Also, the two leads emerging from one side of the element are very fragile.

The Piezoelectric Pushbutton. Piezoelectric pushbuttons are used to ignite the fuel of some cigarette lighters, laboratory burners, and home furnaces. They produce a brief spike of up to 18,000 V and can make an arc up to $\frac{3}{16}$ in. in length.

For several years I've enjoyed experimenting with a Model 3652 high-voltage pushbutton made by Vernitron Corporation (Piezoelectric Division, 232 Forbes Road, Bedford, OH 44146). A similar device made by Vernitron is used as a solid-state igniter for outdoor cooking grills. The company has also manufactured hundreds of thousands of 0.1-inch, piezoelectric, ceramic cubes used to power the flash in compact cameras.

A pictorial view of the 3652 high-voltage pushbutton is shown in Fig. 2. The piezoelectric element is a compact slug about $\frac{5}{8}$ by $\frac{3}{16}$ in. Most of the unit's size is taken by the spring-loaded trip hammer that strikes the piezoelectric element.

To operate the unit, the pushbutton is pressed downward with a force of a few pounds. This compresses the upper spring and moves the cam toward the pin on the trip hammer. When

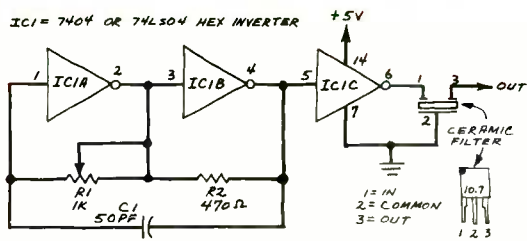


Fig. 3. Test circuit for a ceramic filter.

the cam pushes the pin into the drive slot, the hammer is triggered and slammed with a good deal of force against the piezoelectric element. When the pushbutton is released, the lower spring, which was compressed by the downward motion of the hammer, returns the hammer to its resting position where it is again ready to be driven against the piezoelectric element.

The arc produced by the piezoelectric pushbutton can be viewed by placing the output electrode near the unit's metal frame. For best results, the arc should be viewed in subdued light or against a dark background. Unless you want to feel a potent tingle, keep your fingers away from the output electrode when the button is pressed!

An interesting experiment is to connect a piezoelectric pushbutton to a long xenon flash tube. When the button is pressed, a thin violet arc will immediately appear between the tube's electrodes.

With suitable rectification it should be possible to use a piezoelectric pushbutton to charge a capacitor to a very high voltage. Of course the capacitor would have to be rated for the expected voltage. This might make possible a very simple power supply for Geiger counters and infrared image-converter tubes.

An 18,000-V piezoelectric pushbutton is available for \$9.95 plus \$2.45 for packing and guaranteed delivery from Edmund Scientific (101 E. Gloucester Pike, Barrington, NJ 08007). Specify catalog number 42,102 when ordering.

The Ceramic Filter. The ceramic filter, a most unusual piezoelectric device, is dependent upon the mechanical resonance of a piezoelectric ceramic wafer. When a signal is applied to its input, a surface wave is induced in the ceramic. If the frequency of the wave matches the resonant frequency of the ceramic, the wave will travel along the surface of the ceramic where it induces a piezoelectric voltage at a second pair of electrodes. Otherwise no signal is passed through the filter. In effect, then, the ceramic filter functions like a frequency-selective, isolation transformer.

Ceramic filters are widely used as 455-kHz intermediate-range filters in AM radio receivers. They are also used as 10.7-MHz filters in FM receivers and television sets. At these frequencies, the size of the filter is much smaller than an equivalent electronic filter. For example, a typical 455-kHz ceramic filter is a disc 0.2 in. across and from 0.1 to 0.4 in. thick. If the signal applied to a center electrode and a common electrode on the back side of the disc is at or very near 455 kHz, then the disk will vibrate and induce an electrical signal at a third electrode around the upper edge of the disk.

Figure 3 is a circuit that demonstrates the operation of a 10.7-

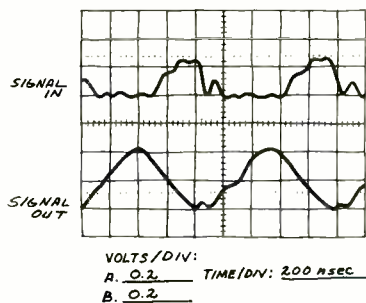


Fig. 4. A 10.7-MHz signal in a ceramic filter.

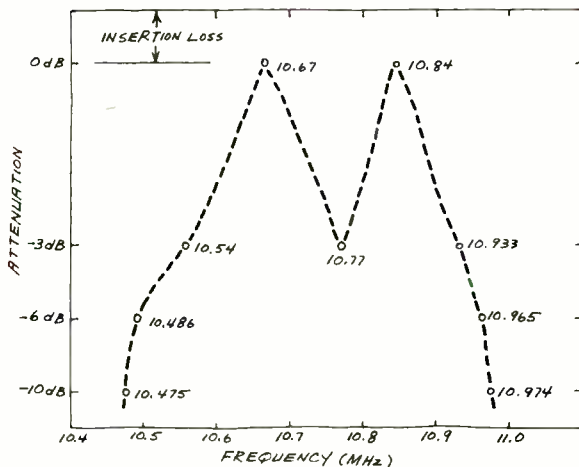


Fig. 5. Measured bandpass of a 10.7-MHz ceramic filter.

MHz ceramic filter such as the SFE 10.7MA5-A made by muRata Corporation of America (1148 Franklin Road, S.E., Marietta, GA 30067) and available for about one dollar from Radio Shack.

In operation, two inverters in a 7404 or 74LS04 hex inverter form a high-frequency oscillator whose output signal is buffered by a third inverter and fed into a ceramic filter. The frequency of the oscillator, which is determined by $R1$, can be adjusted from about 9 to 19 MHz with the component values shown. Much lower frequencies can be produced by increasing the value of $C1$.

Figure 4 shows the signal from the oscillator before and after

Drake's New Digital Multimeter with Advanced Auto Ranging Features.



Simple and easy to operate. The Drake DM2350 Digital Multimeter automatically measures your selected functions in up to 5 ranges, at the touch of a button. Drake's Digital Multimeter will not overload circuits and DC accuracy is 0.8% of reading \pm 0.2% of full scale. A continuity test sounds a signal when circuit resistance is less than 20 ohms. The liquid crystal display and three step protection feature with auto-zeroing, polarity indication and over-range warning signal make it ideal for servicemen or hobbyists.

The Drake Digital Multimeter is sold complete with batteries (battery life is greater than 300 hrs.), probes, 20 amp current shunt, spare fuse, and soft carrying case for only \$95.95

Add \$2.50 shipping and handling per order. Send check with order and provide street address for UPS shipment. Ohio residents add Sales Tax.



In Ohio, or for information call 1-513-866-2421

Credit-Card buyers may call toll free 1-800-543-5612

R. L. DRAKE COMPANY

540 Richard Street, Miamisburg, Ohio 45342



its passage through the filter, with $R1$ adjusted to provide the filter's peak frequency response. Note that the output signal appears to have about twice the amplitude of the input signal. Actually, the output signal is an ac version of the single-polarity input signal, hence the apparent doubling of its amplitude.

Also note that the output signal is phase delayed and is a much smoother, cleaner version of the input signal. The input signal might be cleaned up somewhat by optimizing component placement and using direct, point-to-point wiring instead of a solderless breadboard. Why is the output better shaped than the input? The acoustic wave that travels across the surface of the ceramic dampens imperfections in the input signal.

How effective is a ceramic filter? Figure 5 is a frequency-response plot made with the help of the circuit in Fig. 3 and an oscilloscope. Note that the filter has a double peak with almost a -3 -dB valley or ripple at the specified peak response region. Of more significance is the rapid decrease in response beyond the -6 -dB points. The -3 -dB bandwidth is about 390 kHz. At -10 dB the acceptance window is about 500 kHz.

My measurements do not agree as closely as I would have liked or expected with those given in muRata's published specifications for the SFE 10.7MA5-A. The -3 -dB bandwidth, for example, is given as 280 ± 50 kHz. Though the ripple for this filter is not given, a graph published in muRata's literature suggests a ripple considerably less pronounced than the -3 dB I measured.

A 10.7-MHz Ceramic Oscillator. Quartz crystals are normally used to regulate precision oscillators. I've found that a ceramic filter will also work, but without nearly the precision quartz provides.

Figure 6 shows a 10.7-MHz ceramic oscillator. The circuit is virtually identical to the one in Fig. 3. The only exception is that CI in Fig. 3 has been replaced by the ceramic filter.

The variety of frequencies available with ceramic filters is much less than the vast number of quartz-crystal frequencies.

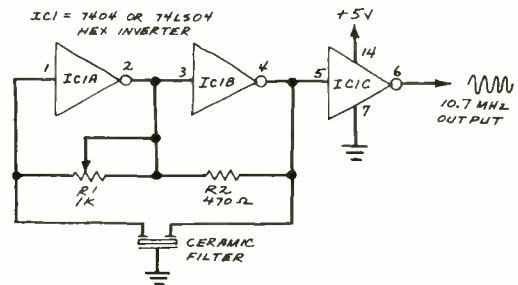


Fig. 6. Schematic diagram of a 10.7-MHz ceramic oscillator.

Nevertheless, the circuits in Figs. 3 and 6 suggest an interesting application: a matched radio-frequency oscillator and frequency-sensitive detector. The signal from the transmitter can be coupled directly or through the air via a fast-rise-time LED or by radio waves. (Additional circuitry will be required to implement this application.) Note that you will have to observe FCC regulations that apply to radio-frequency emissions. If you use a line-powered supply to operate the circuit, a nearby TV set may be subjected to severe video interference.

The chief advantage of this application is the very low cost and compact size of the ceramic filter used in both the oscillator and receiver. The ceramic filter used to produce the plot in Fig. 5 oscillated at 10.71950 MHz when $R1$ was 500 ohms. A second filter gave a frequency of 10.72105 MHz. This relatively minor difference is of little consequence since the oscillator can be tuned a few tens of kilohertz in either direction by changing the setting of $R1$.

Another BLOCKBUSTER BARGAIN!!

Parallel, TTL Input I/O "Selectric"® TYPEWRITER / PRINTER

The manufacturer put 'em into storage to depreciate 'em. Now they're **FINALLY AVAILABLE!!** Removed from working systems, these fantastic machines have built-in driver and decoder circuitry and take TTL level, 6-bit character, plus 4-bit function input signals. Easily driven by most any micro. Use as a typewriter (with add'l "repeat" circuitry) or as a KSR I/O printer or both. Requires 115, 60Hz for type writer motor. 5 VDC for TTL and 24 VDC for solenoids "Table Top" style case. Each "Selectric"™ I/O machine is complete and in operational condition! Includes schematics, data, case, platen and ribbon. (Type element not included)



I/O SELECTRIC PRINTER

New Type Element \$121.00ea I/O Selectric **\$399.00ea.**
Add \$20 for Packaging and Handling - Pay Shipping on Delivery

GE "Terminet" 340 BAND LINE PRINTER

- Featuring
- 230 to 340 Lines per Minute!
 - Fully Formed Characters
 - Parallel Input!
 - Microcomputer Compatible!
 - 132 Columns, 64 Characters
 - Nationwide Service from GE!

IDEAL FOR MICROCOMPUTERS
HIGH SPEED LINE PRINTER



Please add \$20.00 for packaging.

Shipped via Truck Freight-Collect

These ultra-reliable, continuous-band Printers offer speeds of over 230 lines per minute, are fully operational and ready to use. Built & serviced nationwide by General Electric. Print band, schematics and data included.

115 VAC, 60Hz **\$795.00** ea.


We Offer New and Used FLOPPY DRIVES, DISK DRIVES, PRINTERS, & MORE at BARGAIN PRICES!! Write or Call for Our Latest Flyer NOW!!!

Computer Products & Peripherals Unlimited

WAREHOUSE:
18 Granite St. Haverhill, Mass. 01830
MAIL ORDERS:
Box 204, Newton, New Hampshire 03856
TELEPHONE ORDERS:
617/372-8637
Sorry, No Collect Calls
Mastercard & VISA Accepted

POWER-LINE FILTERS

These filters protect any sensitive electronic equipment from power line transient damage and radio frequency interference. Both models offer surge suppression for power line "spikes". RF interference is suppressed using both inductive and capacitive components. Ideal for computers, test equipment, or TV.



LF2—A duplex outlet, 120V, 8 amps ... \$39.95

LF6—Three separately filtered duplex outlets. 120V, total fused capacity 15 amps, power switch and indicator lamp \$69.95

Add \$2.50 shipping and handling per order. Send check with order and provide street address for UPS shipment. Ohio residents add Sales Tax. Charge card buyers may call toll-free:

1-800-543-5612

In Ohio or for information call:
1-513-866-2421



R. L. DRAKE COMPANY

540 Richard Street, Miamisburg, Ohio 45342

INSTITUTIONAL AND DEALER INQUIRIES INVITED

ENGLISH BROADCASTS

AUDIBLE IN NO. AMERICA

by GLENN HAUSER

TIME EST	TIME UTC/GMT	STATION	DUAL ²	FREQUENCIES, kHz ³
4:00-4:15 a.m.	C900-0915	BBC	A	15070, 11955, 11750, 9640, 9510, 6195
4:00-4:30 a.m.	0900-0930	R. Japan ⁴	B	15195, 9505
4:00-5:30 p.m.	0900-1030	R. Australia	B	15115
4:00-5:00 a.m.	0900-1000	AFRTS, Los Angeles	A	9590, 9530, 6030
4:15-4:45 a.m.	0915-0945	UN Radio	B	15250, 9365, 9350-SSB (Sat.)
4:15-6:00 a.m.	0915-1100	BBC	C	17790, 17695, 15070, (21660 Sat. & Sun. and daily from 1030)
4:30-5:20 a.m.	0930-1020	V. of Germany	C	17780, 11850
5:00-5:30 a.m.	1000-1030	V. of Vietnam	C	12036, 10080
5:00-6:00 a.m.	1000-1100	R. Japan	C	15235, 11875
5:00-6:00 a.m.	1000-1100	R. Korea	B	9570
5:00-6:00 a.m.	1000-1100	All India Radio	C	17875
5:00-6:00 a.m.	1000-1100	AFRTS, Los Angeles	A	11805, 9700, 9590, 9530, 6030
5:00-fade out	1000-	R. Australia	B	6045, 5995
5:00-8:00 a.m.	1000-1300	R. Moscow (via Cuba)	B	9600
5:00-11:02 a.m.	1000-1602	ABC, Perth	B	9610, 6140
5:10-12:00 a.m.	1010-1700	V. of Nigeria	C	15120
5:30-6:30 a.m.	1030-1130	Sri Lanka Br. Corp.	C	17850, 15120, 11835 (not all Eng.)
5:58-8:00 a.m.	1058-1300	CBC Northern Service	B-C	9625, 6065 (not all Eng.)
6:00-6:30 a.m.	1100-1130	R. Japan	B	15195, 9635, 9505
6:00-6:30 a.m.	1100-1130	R. Finland	B	21475, 15400 (Mon.-Sat.)
6:00-6:30 a.m.	1100-1130	V. of Vietnam	C	12036, 10080
6:00-6:30 a.m.	1100-1130	R. Mogadishu	D	9585 (irregular)
6:00-6:56 a.m.	1100-1156	R. RSA	C	25790, 21535
6:00-7:00 a.m.	1100-1200	V. of Asia, Taiwan	C	5980 (Sun. 1030-1040)
6:00-7:00 a.m.	1100-1200	AFRTS, Los Angeles	C	6030
6:00-7:50 a.m.	1100-1250	R. Pyongyang	C	9977, 9740
6:00-8:00 a.m.	1100-1300	TWR-Bonaire	A	11815 (Sat. & Sun. 1100-1330)
6:00-8:00 a.m.	1100-1300	R. Australia	A	17797, 9580
6:00-8:30 a.m.	1100-1330	BBC	A-B	25650, 21710, 21660, 21550, 11775, 11750, 9740, 9510, 6185
6:00-9:00 a.m.	1100-1400	4VEH, Haiti	B	11835, 9770
6:00-10:00 a.m.	1100-1500	VOA	C	11715, 9565
6:00-12:00 a.m.	1100-1700	AFRTS, Los Angeles	A	15430, 15330, 11805, 9700
6:15-6:30 a.m.	1115-1130	Vatican R.	C	21485, 17840 (not Sun.)
6:30-6:55 a.m.	1130-1155	R. Nacional, Angola	D	11955, 9535 (Mon.-Fri.) (irreg.)
6:30-7:30 a.m.	1130-1230	R. Korea	C	15575, 9870
6:30-7:30 a.m.	1130-1230	R. Thailand	C	11905, 9655
7:00-7:15 a.m.	1200-1215	V. of Kampuchean People	C	11938, 9694 (vary)
7:00-7:20 a.m.	1200-1220	CBC Southern Service	A	17820, 15540, 11955
7:00-7:20 a.m.	1200-1220	Vatican R.	B	21485, 17840 (not Sun.)
7:00-7:30 a.m.	1200-1230	Kol Israel	C	21760, 21625, 17630, 15605
7:00-7:30 a.m.	1200-1230	R. Finland	B	15400, 21475
7:00-7:30 a.m.	1200-1230	R. Norway	C	two of: 25730, 25615, 21735, 21730, 21725, 21760, 21555 (Sun.)
7:00-7:30 a.m.	1200-1230	R. Tashkent	C	11785, 15460
7:00-7:30 a.m.	1200-1230	HCJB, Ecuador	A	26020, 15115, 11740
7:00-7:55 a.m.	1200-1255	R. Peking	B	15520
7:00-9:00 a.m.	1200-1400	R. Moscow World Service	B	15150, 15135, 12030, 11720, 9750, 9580
7:00 a.m.-1:00 p.m.	1200-1800	R. Peking	C	11600
7:00-7:35 a.m.	1200-1235	R. Ulan Bator, Mongolia	C	12070, 6383 (not Sun.)
7:15-7:45 a.m.	1215-1245	R. Japan	C	11875, 9675
7:30-7:55 a.m.	1230-1255	R. Tirana	D	11960, 9515
7:30-7:57 a.m.	1230-1257	Austrian R.	B	17880
7:30-8:00 a.m.	1230-1300	R. Bangladesh	D	21670, 15285
7:30-8:15 a.m.	1230-1315	V. of Germany	B	21600
7:30-8:25 a.m.	1230-1325	R. Finland	B	21475, 15400 (Sun.)
7:30-9:30 a.m.	1230-1430	SLBC, Sri Lanka	C	15425, 9720
7:30-10:51 a.m.	1230-1551	WYFR, Family Radio	A	21545, 17785 (Sun. only)
7:35-7:45 a.m.	1235-1245	V. of Greece	C	17555, 15595, 11730 (Mon.-Sat.)
8:00-8:45 a.m.	1300-1345	R. Japan	B	11705, 11815, 9505
8:00-8:30 a.m.	1300-1330	R. Bucharest	C	17850, 15250, 11940
8:00-8:50 a.m.	1300-1350	WYFR, Family Radio	A	11830
8:00-9:00 a.m.	1300-1400	R. Australia	C	9770, 6080
8:00-10:57 a.m.	1300-1557	R. RSA	B	25790, 21535, 15220
8:00-11:00 a.m.	1300-1600	CBC Southern Service	A	17820, 11955, 9579 (Sun.)
8:00 a.m.-5:30 p.m.	1300-2230	CBC Northern Service	B-C	23440, 11720, 9625 (not all Eng.)
8:15-8:45 a.m.	1315-1345	Swiss R. International	B	21570, 21520, 17850, 17830
8:30-9:00 a.m.	1330-1400	R. Finland	B	21475, 15400
8:30-9:00 a.m.	1330-1400	NYAB, Bhutan	D	4595 (Wed. & Fri.)
8:30-9:00 a.m.	1330-1400	V. of Vietnam	C	12036, 10080
8:30-9:20 a.m.	1330-1420	R. Nederland	C	17605

WE TAKE YOU BY THE HAND!

You'll learn all about computers: how to build, program, service, even play TV games—without knowing the first thing about it!



The New ELF II "Beginners" Package

Your own expandable micro-computer kit, 5 diagnostic analyzers plus circuit, programming, diagnostic manuals, even games you can play on TV. All only \$139.95.

Even if you don't know bits from bytes, now it's easy and inexpensive to build your own micro-computer. Learn how it works. Program it, service it—even play games with it on your TV! It's here in the New ELF II "Beginners" Package, only from Netronics. Only \$139.95. Here's the package: 1. your own micro-computer, the famous ELF II (featuring the RCA 1802 CMOS microprocessor) in kit form with step-by-step instructions on how to build it. Diagnostic Analyzers including 2. your own Logic Probe. 3. Pulse Catcher. 4. 8 bit Test Register. 5. Logic Analyzer. 6. Gate Arrays. 7. Non-Technical Manuals on how to use analyzers, how to get into the guts of the computer, what makes it tick, how to service it. 8. Sample Programs that teach you machine language programming plus how to correct or "debug" any programming mistakes. 9. TV games you can play. If your TV set has no video input, an optional converter (RF Modulator), is available. Then, once you've got this "Beginners" Package under your belt, keep on expanding your ELF II with additions like the Typewriter Key Board, added RAM, Full Basic Interpreter, Electric Mouth Talking Board, Color/Music, A/D/D/A Boards for Robot Controls and much, much more. We'll take you by the hand with the New ELF II "Beginners" Package. Only \$139.95. Mail or phone in your order today and begin.

Specifications ELF II "Beginners" Package
The computer features an RCA CMOS 1802 8 bit microprocessor, addressable to 64K bytes with DMA, interrupt, 18 Registers, ALL 256 byte RAM expandable to 64K bytes, Professional-Hex keyboard, fully decoded so there's no need to waste memory with keyboard scanning circuits, built-in power regulator, 5 slot plug-in expansion BUS (less connectors), stable crystal clock for timing purposes and a double-sided, plated through PC Board plus RCA 1861 video IC to display any segment of memory on a video monitor or TV screen along with the logic and support circuitry you need to learn every one of the RCA 1802's capabilities. The diagnostic analyzers aid in understanding and trouble shooting your ELF II, as well as other computer and microprocessor products.

Continental U.S.A. Credit Card Buyers Outside Connecticut

CALL TOLL FREE 800-243-7428

To Order From Connecticut or For Technical Assistance, Etc.,

Call (203) 354-9375

NETRONICS R&D LTD. Dept. PE-7
333 Litchfield Road, New Milford, CT 06776

Please send the items checked below:

ELF II "Beginners" Kit \$139.95
 RF Modulator \$ 8.95

Plus \$3.00 for postage, handling and insurance
(\$6.00 Canada)

Connecticut Residents add sales tax

Total Enclosed \$ _____

Personal Check Cashier's Check/Money Order

Visa Master Charge (Bank No. _____)

Acct. No. _____

Signature _____ Exp. Date _____

Print _____

Name _____

Address _____

City _____

State _____ Zip _____

AMAZING DEVICES

PHASORS
PHASOR PAIN FIELD — Patented and recently developed in our labs is being tested by Gov't for riot control. Soon to come under weapons restrictions as an infernal machine. Easily hand-held. Hazardous IF NOT USED WITH DISCRETION.
 PPF-1 PLANS (sold for animal control) \$15.00
INVISIBLE PAIN FIELD GENERATOR — Produces a directional field of moderately intense pain to back of head up to 50'. Cigarette pack size enclosure is easily hidden.
 IPG-3 PLANS \$7.00 IPG-3K KIT & PLANS \$44.50
 IPG-30 (assembled for animal control) \$59.50
PHASOR STUN/BURNING WAND — Produces sufficient electrical energy capable of burning flesh. Intended as a personal defense device.
 PSW-3 PLANS \$8.00 PSW-3K KIT & PLANS \$59.50

LASERS
RUBY LASER RAY PISTOL — Intense visible red, burns, hazardous, with parts sources.
 RUBY PLANS (includes all part sources) \$15.00
CARBON DIOXIDE LASER — Generates 20-40 watts of continuous power capable of burning, cutting, hazardous. (with all part sources) \$15.00
LASER RIFLE — Produces 200-3000 pulses of 30 watt optical energy. Portable and easily hand-held.
 LR-3 PLANS \$10.00
 LR-3K KIT PLANS (minus diode) \$129.50
POCKET LASER — For the beginner, visible red "optical version", non-hazardous.
 LHC-2 \$5.00 LHC-2K KIT & PLANS \$24.50
HIGH POWERED PORTABLE ENERGY SOURCE FOR LASERS AND MAGNETIC WEAPONS — Exploding wires, shockwave, etc. Miniature size.
 HPS-1 PLANS \$8.00 HPS-1K KIT & PLANS \$49.50
PARTICLE BEAM WEAPON — PLANS \$15.00

SECURITY
INFINITY XMTR — Uses telephone lines for selective home or office listening while away on business or vacation.
 INF-1 PLANS \$15.00
SEE IN DARK — Long range, total darkness.
 SD-4 PLANS \$10.00
LONG RANGE WIRELESS MIKE — Crystal clear quality — miniature.
 FBT-7 PLANS \$7.00 FBT-7K PLANS & KIT \$34.50
WIRELESS TELEPHONE TRANSMITTER — Long range, automatic.
 VWPM-5 PLANS \$10.00 VWPM-5K PLANS & KIT \$34.50

Send for **FREE** catalog description of above plus hundreds more plans, kits and completed items. We accept MC or Visa or when ordering, send check or money order. We pay shipping charges on orders over \$50.00, otherwise include 10% with remittance.
SEND TO: SCIENTIFIC SYSTEMS
 DEPT. Q1 BOX 716 AMHERST, NH 03031

SATELLITE TV ACCESSORIES

DISCRETE 70MHZ PLL---Replaces NE564 video demodulator, VCO guaranteed to 85 mhz. Wide bandwidth. No 'dropout' or 'birdies'. May be remotely tuned.
 Kit (M82-010K).....\$ 124.95
 A & T (M82-010T).....\$ 159.95

TUNEABLE AUDIO DEMODULATOR---Tunes from 5.4 to 8.2 mhz. Switchable 5 khz LP filter for Canadian birds. Tuning diodes included.
 Bare board (M81-020B).....\$ 24.95

CANADIAN AUDIO DESCRAMBLER---Tune in those 'chirping' sub-carriers and hear what you've been missing.
 Bare board (R82-010B).....\$ 24.95
 Kit (R82-010K).....\$ 59.95
 A & T (R82-010T).....\$ 94.95

LO-OHMS ADAPTOR---Adapts normal VOM or DVM to measure from .001 ohm to 5 ohms using single 9 volt battery. Super simple calibration.
 Bare board (M82-100B).....\$ 24.95
 Kit (M82-100K).....\$ 39.95
 A & T (M82-100T).....\$ 59.95

MODEM---Bell 103 (300 bps) compatible Answer/Originate modem. No acoustic coupler required. May be adjusted to Bell 202 (1200 bps) compatibility.
 Bare board (R81-100B).....\$ 24.95
 Kit (R81-100K).....\$ 69.95
 A & T (R81-100T).....\$ 99.95

All prices include complete & comprehensive documentation, postage, & handling. C.O.D. orders accepted. Call or write for catalog.

DIGI-COM ENGINEERING, INC.
 BOX 1656
 KODIAK, ALASKA 99615

907-486-5118
 907-486-6215

OPEN 10 AM TO 8 PM PST

8:30-9:30 a.m.	1330-1430	R. Korea	C	9720
8:30-9:30 a.m.	1330-1430	V. of Turkey	C	15125
8:30-10:00 a.m.	1330-1500	All India R.	C	15335, 11810
8:30-11:00 a.m.	1330-1600	BBC	B-C	25650, 21710, 21660, 21550 21470, 15400 (from 1430), 15070
8:30-11:00 a.m.	1330-1600	R. Malaysia Sabah	C	5980, 4970
8:30 a.m.-fade	1330-	R. Australia	C	6060
8:30 a.m.-5:00 p.m.	1330-2200	R. Moscow World Service (via Cuba)	B	11840
8:57-11:55 a.m.	1357-1655	V. of Philippines	D	9578 (Sun.-1556)(not all Eng.)
9:00-9:30 a.m.	1400-1430	R. Sweden	B	17790
9:00-9:30 a.m.	1400-1430	R. Norway	B	3 of 26030, 25730, 25615 17840, 15125 (Sun.)
9:00-9:30 a.m.	1400-1430	V. Rev. Party, N. Korea	D	4557, 4109
9:00-9:30 a.m.	1400-1430	R. Tashkent	C	15460, 11785
9:00-9:45 a.m.	1400-1445	BRT Belgium	B	21810, 21525 (Mon.-Fri.)
9:00-10:00 a.m.	1400-1500	WYFR, Family Radio	A	15215
9:00-10:00 a.m.	1400-1500	R. Moscow World Service	A	30750, 15150, 15135, 12030, 11900, 11720, 9750, 9580
9:00-10:00 a.m.	1400-1500	R. Malaysia Sarawak	C	7160, 4950
9:00-10:00 a.m.	1400-1500	V. of Indonesia	C	15200 or 15150, 11789
9:00-10:30 a.m.	1400-1730	R. Australia	C	17795, 9710
9:30-10:25 a.m.	1430-1525	R. Nederland	B	21480, 17605, 11740
9:30-10:30 a.m.	1430-1530	HCJB, Ecuador	A	26020, 17890, 15115 (Sat. & Sun. 1430-1600)
9:30-11:00 a.m.	1430-1600	Burma Br. Ser	D	5985, 5040
9:30 a.m.-5:00 p.m.	1430-2200	UN Radio	A	21670, 15410 (when in session)
9:35-10:20 a.m.	1435-1520	R. Nepal	D	3425, 7105 or 9589
10:00-10:30 a.m.	1500-1530	V. of Asia, Taiwan	D	5980 (not Sun.)
10:00-10:45 a.m.	1500-1545	R. Japan	C	11815, 9505
10:00-10:50 a.m.	1500-1550	V. of Germany	C	21600
10:00-11:00 a.m.	1500-1600	V. of Rev. Ethiopia	D	9560
10:00-11:00 a.m.	1500-1600	V. of Nigeria	C	11770 (varies)
10:00-11:00 a.m.	1500-1600	BBC	B	17830, 15260 (Sat., Sun.) 30750, 12050, 12010 11900, 11720, 9580
10:00-11:00 a.m.	1500-1600	R. Moscow World Service	C	15365, 15215
10:00-12:00 a.m.	1500-1700	WYFR, Family Radio	A	9560
10:00-12:30 a.m.	1500-1730	BSHKJ, Jordan	D	9560
10:30-11:00 a.m.	1530-1600	R. Afghanistan	D	4775 or 6230
10:30-11:00 a.m.	1530-1600	R. Yugoslavia	C	15415
10:30-11:00 a.m.	1530-1600	Swiss R. International	B	21570, 17830, 15125
10:30-11:00 a.m.	1530-1600	KTWR, Guam	C	11945
10:30-11:30 a.m.	1530-1630	V. of Vietnam	C	15010, 10040
10:35-10:45 a.m.	1535-1545	V. of Greece	C	17555, 15595, 11730 (Mon.-Fri.) (17820 Mon.-Sat.), 15325
10:37-10:45 a.m.	1537-1545	R. Canada International	A	17730, 15120
11:00-11:15 a.m.	1600-1615	Vatican R.	C	21486, 17660, 17640, 15565, 15530
11:00-11:15 a.m.	1600-1615	R. Pakistan	C	17875, 15175
11:00-11:30 a.m.	1600-1630	R. Norway	B	21530 or 21475 (not Sun.)
11:00-11:30 a.m.	1600-1630	R. Portugal	C	11830, 9720
11:00-12:00 a.m.	1600-1700	R. Korea	C	24020, 15240, 15150, 12050, 12030, 11900, 11720
11:00-12:00 a.m.	1600-1700	R. Moscow World Service	B	21710, 17830, 15260 26040, 21660, 21485, 17870, (15250 from 1900) 15445, (15410 to 2200)
11:00 a.m.-12:45 p.m.	1600-1745	BBC	B	11940, 5052, 5010 (fade-in time varies)
11:00 a.m.-6:00 p.m.	1600-2300	VOA	A	25820, 21620, 21580, 21525, 17866 17850, 17720, 15315, 15300
-11:05 a.m.	-1605	R. Singapore	C	21655, 17710
11:05-11:55 a.m.	1605-1655	R. France International	B	17820, 15325
11:15-11:50 a.m.	1615-1650	UAE Radio, Dubai	B	15500, 11672†
11:45-12:00 a.m.	1645-1700	R. Canada International	C	9505, 11815
11:45-12:45 p.m.	1645-1745	R. Pakistan	C	17695, 21470
12:00-12:30 p.m.	1700-1730	R. Japan	C	15455, 15425, 15240, 15150, 12050, 12030, 11960, 11900
12:00-12:45 p.m.	1700-1745	BBC	A	15430, 15345, 15330, 11805
12:00-1:00 p.m.	1700-1800	R. Moscow World Service	A	21510, 15440, 15365, 15215 11835, 9770 (Sun.)
12:00-1:00 p.m.	1700-1800	AFRTS, Los Angeles	A	11856 (varies)
12:00-1:00 p.m.	1700-1800	WYFR, Family Radio	A	17785, 15205 (15140 from 1830) 26020, 21477.5, 17790
12:30-3:00 p.m.	1700-2000	4VEH, Haiti	C	15400, 15070
12:00-4:00 p.m.	1700-2100	BSK Saudi Arabia	C	11620
12:00-5:00 p.m.	1700-2200	VOA	A	17820, 15260 (Sat. & Sun. 1800-1900)
12:30-1:00 p.m.	1730-1800	HCJB, Ecuador	B	23615, 21725, 17875, 15175 (Sun.) C 10040, 15010
12:45-3:00 p.m.	1745-2000	BBC	B	17700, 15455, 15425, 15240 15150, 12050, 11960, 11900, 11700
12:45-5:30 p.m.	1745-2230	All India R.	C	21615, 15440, 15365
1:00-3:00 p.m.	1800-1830	R. Canada International	A	15120, 17800
1:00-1:30 p.m.	1800-1830	R. Norway	C	17795, 9580, 9305
1:00-2:00 p.m.	1800-1900	V. of Vietnam	C	15420 (not all English)
1:00-2:00 p.m.	1800-1900	R. Moscow World Service	A	11675
1:00-2:00 p.m.	1800-1900	WYFR, Family Radio	A	21570, 17765, 15430, 15345, 15330
1:00-2:00 p.m.	1800-1900	V. of Nigeria	A	21570 or 21585, 17850, 17830, 15415
1:00-3:00 p.m.	1800-2000	R. Australia	C	17595
1:00-3:00 p.m.	1800-2000	WRNO, New Orleans	B	15308, 11767, (both vary)† A 18782.5-SSB, 15250, 21710, 15120 (Fri.)
1:00-3:00 p.m.	1800-2100	R. Kuwait	D	17740, 15560 (Sun. from 1806) C 15309 (varies) 9650 (Mon. Wed. and Fri.) (irregular)
1:00-5:00 p.m.	1800-2200	AFRTS, Los Angeles	A	21695, 17875, 15325 (Sat. & Sun. 1900-2000)
1:15-1:45 p.m.	1815-1845	Swiss R. International	C	15079 (varies), 9665
1:15-2:00 p.m.	1815-1900	BRT, Belgium	B	21710, 15250, 15120 (Fri.) C 17755
1:15-2:15 p.m.	1815-1915	R. Bangladesh	A	26020, 21477.5, 17790
1:30-1:37 p.m.	1830-1837	UN Radio	C	21615, 15440, 15365, 15215 17700, 15455, 15150, 12050, 11960
1:30-1:57 p.m.	1830-1857	Austrian Radio	D	9022
1:30-2:00 p.m.	1830-1900	V. of Revolution, Guinea	C	15104 (time varies and irregular) 25615, 21705, 15205 (Sun.)
2:00-2:30 p.m.	1900-1930	R. Canada International	A	
2:00-2:30 p.m.	1900-1930	R. Afghanistan	A	
2:00-2:30 p.m.	1900-1930	UN Radio	A	
2:00-2:45 p.m.	1900-1945	R. Japan	C	
2:00-3:00 p.m.	1900-2000	HCJB, Ecuador	C	
2:00-3:00 p.m.	1900-2000	WYFR, Family Radio	A	
2:00-3:00 p.m.	1900-2000	R. Moscow World Service	A	
2:00-3:00 p.m.	1900-2000	V. of Iran	D	
2:45-4:15 p.m.	1945-2115	R. Free Grenada	D	
3:00-3:30 p.m.	2000-2030	R. Norway	C	

3:00-3:30 p.m.	2000-2030	R. Algiers	C	Some of: 25700, 21725, 21635
3:00-3:30 p.m.	2000-2030	R. Canada International	A	17745, 15370, 15215, 11810, 9610, 9510
3:00-3:30 p.m.	2000-2030	Kol Israel	B	21695, 17875, 17820, 15325, (Mon.-Fri.)
3:00-4:00 p.m.	2000-2100	R. Moscow World Service	A	17645, 15585, 11640
3:00-4:00 p.m.	2000-2100	WYFR, Family Radio	A	17700, 15425, 15150, 15100, 12050, 11960
3:00-4:15 p.m.	2000-2115	BBC	A	15215, 21525, 15440, 15365
3:00-6:00 p.m.	2000-2300	WRNO, New Orleans	B	21710, 15260, 15070, 12095, 17775
3:10-4:40 p.m.	2010-2140	R. Habana Cuba	A	15175
3:15-3:30 p.m.	2015-2030	Sri Lanka Br. Corp.	C	15120, 15115, 11800
3:30-4:15 p.m.	2030-2115	Int. Christ. Radio, Malta	C	9510
3:30-4:20 p.m.	2030-2120	R. Nederland	B	21685, 17695, 17605, 15220, 9715
3:30-4:00 p.m.	2030-2100	V. of Vietnam	C	15010, 10040
3:30-4:30 p.m.	2030-2130	V. Turkey	C	9625
3:50-4:40 p.m.	2050-2140	R. Habana Cuba	C	17750, 9770
4:00-4:30 p.m.	2100-2130	R. Japan	C	17755
4:00-4:45 p.m.	2100-2145	BRT, Belgium	B	17595 (Mon.-Sat.)
4:00-4:50 p.m.	2100-2150	R. RSA	B	11900, 9585
4:00-5:00 p.m.	2100-2200	V. of Nigeria	C	15120, 17800
4:00-5:00 p.m.	2100-2200	R. Moscow World Service	C	21530, 17720, 15425, 15240, 15100, 12050, 11960, 11750
4:00-5:00 p.m.	2100-2200	WYFR, Family Radio	A	17845, 15440, 15380, 15365
4:15-5:00 p.m.	2115-2200	BBC	A	21710, 15260, 15070
4:15-7:30 p.m.	2115-2430	R. Free Grenada	B	15045 (time varies) (irregular)
4:30-5:00 p.m.	2130-2200	R. Canada International	A	17820, 15150, 11945, (17875, 15325 Sat. & Sun. only)
4:30-5:00 p.m.	2130-2200	HCJB Ecuador	C	21477.5, 26020, 177901, 152951
4:30-5:00 p.m.	2130-2200	R. Sofia	B	15315, 11860, 11850
4:30-5:00 p.m.	2130-2200	R. Baghdad	C	9745
4:31-5:00 p.m.	2131-2200	KGEL, San Francisco	C	15280
4:45-5:15 p.m.	2145-2215	Swiss R. International	C	21585, 17830, 17850, 15305
5:00-5:30 a.m.	2200-2230	R. Vilnius	B	17870, 17835, 15100, 11790, 11770
5:00-5:30 p.m.	2200-2230	R. Argentina	D	11710 (Mon.-Sat.)
5:00-5:30 p.m.	2200-2230	R. Norway	C	17895, 15345, 15305 (Sun. only)
5:00-6:00 p.m.	2200-2300	WYFR, Family Radio	A	17845, 15440, 11805, 15365, 15380
5:00-6:00 p.m.	2200-2300	CBC Radio	A	17875, 15325 (Mon.-Fri.)
5:00-6:00 p.m.	2200-2300	V. of Turkey	B	9560, 7155
5:00-6:00 p.m.	2200-2300	R. Jamahariyah, Libya	B	11815
5:00-6:00 p.m.	2200-2300	BBC	A	21710, 15420, 15260, 15070, 11750, 9510, 6175, 6120, 5975
5:00-7:00 p.m.	2200-2400	R. Moscow	A	21530, 17720, 15180, 15140, 12060, 12050, 11960, 11900, 11739, 9765, 9710, 9685, 9610, 9755, 5960 (not all English)
5:00-7:00 p.m.	2200-2400	CBC Southern Service	A	21570, 17765, 15430, 15330
5:00-7:00 p.m.	2200-2400	AFRTS, Los Angeles	A	21460, 17740
5:00-11:30 p.m.	2200-0430	VOA	C	17755, 15235, 15195 (11760 via Portugal)
5:15-5:30 p.m.	2215-2230	R. Japan	A	17755, 15235, 15195
5:15-5:30 p.m.	2215-2230	UN Radio	A	11760, 15305 (Fri.)
5:15-5:30 p.m.	2215-2230	R. Yugoslavia	C	9620
5:30-6:00 p.m.	2230-2300	Kol Israel	A	21710, 17630, 15585, 11640
5:30-6:00 p.m.	2230-2300	R. Nacional, Angola	D	11955, 9535 (Mon.-Fri.) (Irreg.)
5:30-6:00 p.m.	2230-2300	R. Mexico	B	15430 (Sun.; time varies)
5:30-6:25 p.m.	2230-2325	R. Sofia	B	15330, 15110
5:30-6:30 p.m.	2230-2330	R. Sofia	C	9625, 6195 (not all English)
5:30 p.m.-12:09 a.m.	2230-0509	CBC Northern Service	C	17755, 15235, 15195
6:00-6:30 p.m.	2300-2330	R. Japan	C	11705, 15380
6:00-6:30 p.m.	2300-2330	R. Sweden	B	11835, 9770
6:00-7:00 p.m.	2300-2400	4VEH, Haiti	A	15365, 17845, 15380
6:00-7:00 p.m.	2300-2400	WYFR, Family Radio	B	15430 (Thurs.; time varies)
6:00-7:00 p.m.	2300-2400	R. Mexico	B	15420, 15260, 15070, 11910, 9510, 9410, 7325, 6175, 6120, 5975
6:00-7:30 p.m.	2300-2430	BBC	A	9977
6:00-7:50 p.m.	2300-2450	R. Pyongyang	C	11855
6:00-8:00 p.m.	2300-0100	WRNO, New Orleans	C	6090 (time varies)
6:00-8:45 p.m.	2300-0145	R. Luxembourg	A	17870, 17835, 15100, 11790, 11770
6:30-7:00 p.m.	2330-2400	R. Kiev	C	12036, 10080
6:30-7:00 p.m.	2330-2400	V. of Vietnam	C	17825, 21610
6:45-7:45 p.m.	2345-2445	R. Japan	B	9750, 7065
7:00-7:25 p.m.	0000-0025	R. Tirana	C	9755, 5960
7:00-7:30 p.m.	0000-0030	R. Canada International	A	11840, 17630, 15585
7:00-7:30 p.m.	0000-0030	Kol Israel	C	17840, 15205, 15160 (Mon. only)
7:00-7:30 p.m.	0000-0030	R. Norway	C	11970, 9730
7:00-7:45 p.m.	0000-0045	R. Berlin International	B	17855, 17680
7:00-7:55 p.m.	0000-0055	R. Peking	A	17845, 11720
7:00-8:00 p.m.	0000-0100	WYFR, Family Radio	B	15110, 15330
7:00-8:00 p.m.	0000-0100	R. Sofia	A	21570, 15430, 15330, 11790
7:00-8:00 p.m.	0000-0100	AFRTS, Los Angeles	A	17730, 15205, 11740, 9650, 6130, 5995
7:00-9:00 p.m.	0000-0200	WRNO, New Orleans	A	11965
7:00-10:00 p.m.	0000-0300	R. Moscow	A	17720, 12060, 11960, 9685, 9610
7:00-12:00 p.m.	0000-0500	R. Moscow (via Cuba)	A	9600
7:00 p.m.-4:00 a.m.	0000-0900	UN Radio	A	6055 (when in session)
7:05-8:55 p.m.	0005-0155	Spanish Foreign R.	B	11880, 9630
7:30-8:00 p.m.	0030-0100	R. Budapest	B	17710, 15220, 11910, 9835, 9585 (Wed. & Sat.)
7:30-8:00 p.m.	0030-0100	R. Prague	C	6055
7:30-8:00 p.m.	0030-0100	La Cruz del Sur, Bolivia	D	4875 (Mon. only)
7:30-8:15 p.m.	0030-0115	BRT, Belgium	B	11695, 15360
7:30-8:30 p.m.	0030-0130	HCJB, Ecuador	A	15175
7:30-9:30 p.m.	0030-0230	SLBC, Sri Lanka	C	15425
7:30-9:30 p.m.	0030-0230	BBC	A	15260, 15070, 11835, 11750, 9510, 9410, 7325, 6175, 6120, 5975
7:35-9:35 p.m.	0035-0230	HCJB, Ecuador	B	17875, 15155, 9745
8:00-8:15 p.m.	0100-0115	Vatican R.	B	11845, 9605, 6015
8:00-8:20 p.m.	0100-0120	RAI, Italy	B	11800, 9575
8:00-8:25 p.m.	0100-0125	Kol Israel	A	15585, 11640, 9815
8:00-8:30 p.m.	0100-0130	R. Japan	C	17755, 17810
8:00-8:30 p.m.	0100-0130	R. Argentina	C	11710, 9690 (not Mon.)
8:00-8:30 p.m.	0100-0130	R. Mexico	C	15430 (Sun.)
8:00-8:30 p.m.	0100-0130	La Voz de la Mosquitia, Honduras	C	4910
8:00-8:30 p.m.	0100-0130	R. Canada International	A	9755, 5960
8:00-8:30 p.m.	0100-0130	R. Budapest	B	17710, 15220, 11910, 9835, 9585 (not Mon.)

SAVE!

MONEY • TIME • FREIGHT

QUALITY STEREO EQUIPMENT AT LOWEST PRICES.

YOUR REQUEST FOR QUOTATION RETURNED SAME DAY.

FACTORY SEALED CARTONS—GUARANTEED AND INSURED.

SAVE ON NAME BRANDS LIKE:

PIONEER	JVC
KENWOOD	TEAC
MARANTZ	SANSUI
TECHNICS	SONY

AND MORE THAN 50 OTHERS
BUY THE MODERN WAY
BY MAIL—FROM

illinois audio

BANK CARDS ACCEPTED

12 East Delaware

Chicago, Illinois 60611

312-664-0020

800-621-8042

CIRCLE NO. 23 ON FREE INFORMATION CARD

Shelf Conscious?

Now you can organize your copies of
Popular Electronics

Now your magazines can be a handsome addition to your decor, well organized, and easy to find, thanks to these durable library-quality cases or binders. They're made of luxury-look leatherette over high-quality binders board. And both styles are custom-designed for this or any magazine you save, with size, color, and imprint included for marking dates and volumes.

Magazine binders hold a year's issues on individual snap-in rods, combining them into one volume. \$7.95 each; 3 for \$22.50; 6 for \$42.95. Mixed titles OK for quantity prices.

Open-back cases store your issues for individual reference. \$6.95 each; 3 for \$19.75; 6 for \$37.50. Mixed titles OK for quantity prices.

Popular Electronics, P.O. Box 5120
Philadelphia, PA 19141

Please send: Cases Binders Quantity

Popular Electronics:
(Other titles):

ENCLOSED IS \$ _____ *Add \$1.00 per order for post. & handling. Outside USA add \$2.50 per unit ordered. Send U.S. funds only. CHARGE ORDERS accepted for American Express, VISA, or MC. PHONE 24 HRS. TOLL FREE 800-345-8112. PA only 800-662-2444. BY MAIL include credit card name, #, and exp. date. MINIMUM CHARGE ORDER \$10.


Print Name _____

Address _____

City/State/Zip _____

*Residents of CA, CO, DC, FL, IL, MA, MI, MO, NJ, NY, State, OH, SC, TN and VT add applicable sales tax.

Learn about electronics the easy way with



Learning and having fun with electronics is easy, once you understand the basics. To help you get started, the Editors of *Popular Electronics* put together the all-new INVITATION TO ELECTRONICS—the guide that explains basic electronics in clear layman's language.

INVITATION TO ELECTRONICS covers all kinds of electronic gear and procedures, including:


- Television and video, from disc and tape players to satellite and projection TV.
- Audio gear, including amps and tuners, turntables, speakers, tape decks, photo cartridges and more.
- Personal computers: how they work, what they can do, and where you can best use them.
- Radio communication including ham radio, CB and marine band.
- Understanding wiring and circuits, diagrams and schematics.
- Troubleshooting techniques and how to use test equipment.
- Education and careers in electronics.

You'll also learn what's new and what's coming in the future, how to find your way around electronics terminology, and much more!

Get the new guide to basic electronics that explains it all: INVITATION TO ELECTRONICS!

**Order your
copy today!
Only \$2.95**

**NEW from the
Editors of
Popular
Electronics**



INVITATION TO ELECTRONICS
P.O. Box 340, Broomall, PA 19008

Please send me INVITATION TO ELECTRONICS. I enclose \$3.95 (\$2.95* plus \$1.00 postage and handling). \$5.00 outside U.S.A.

Mr. _____
Mrs. _____
Ms. _____
(please print full name)

Address _____ Apt. _____

City _____

State _____ Zip _____

*Residents of CA, CO, CT, DC, FL, IL, MA, MI, MO, NJ, NY, State, OH, SC, TN and VT please add applicable sales tax.

8:00-8:50 p.m.	0100-0150	V. of Germany	A	15105, 11865, 9590, 9565, 9545, 6145, 6085, 6040
8:00-8:55 p.m.	0100-0155	R. Prague	B	11990, 9740, 9540, 7345, 5930
8:00-9:00 p.m.	0100-0200	R. Peking	B	17855, 17680
8:00-9:00 p.m.	0100-0200	V. of Free China	C	17890, 15345, 11825
8:00-9:00 p.m.	0100-0200	R. Zinica, Nicaragua	C	6120.4 (Tue.-Sat.)
8:00-9:00 p.m.	0100-0200	AFRTS, Los Angeles	A	21570, 15430, 15330, 11790
8:00-9:00 p.m.	0100-0200	WYFR, Family Radio	B	9715, 11720
8:00-10:00 p.m.	0100-0300	WRNO, New Orleans	A	9685
8:00-10:30 p.m.	0100-0330	R. Australia	B	21740
8:00-11:50 p.m.	0100-0450	R. Habana Cuba	B	11930, 11725
8:20 p.m.-12:10 a.m.	0120-0510	R. Belize	C	3285, 834
8:30-8:40 p.m.	0130-0140	V. of Greece	B	15595, 11730, 9865 (not Sunday)
8:30-8:57 p.m.	0130-0157	Austrian Radio	B	9770, 5945
8:30-8:55 p.m.	0130-0155	R. Tirana	B	9750, 7120
8:30-9:15 p.m.	0130-0215	R. Berlin International	C	11975, 9730
8:30-9:30 p.m.	0130-0230	R. Japan	C	21640, 17825, 21610, 15195
8:45-9:15 p.m.	0145-0215	Swiss R. International	A	15305, 11715, 9725, 6135
9:00-9:25 p.m.	0200-0225	Kol Israel	A	11585, 11640, 9815
9:00-9:30 p.m.	0200-0230	R. Canada International	A	9755, 5960 (Sat. & Sun. also 15190, 11845, 9535)
9:00-9:30 p.m.	0200-0230	R. Norway	B	15165, 11870, 11740 (Mon. only)
9:00-9:30 p.m.	0200-0230	R. Kiev	A	11790, 11770, 9665
9:00-9:30 p.m.	0200-0230	R. Budapest	B	17710, 15220, 11910, 9835, 9585
9:00-9:40 p.m.	0200-0240	R. Polonia	B	15120, 11815, 9525, 7270, 7145, 6135, 6095 (length varies)
9:00-9:50 p.m.	0200-0250	R. RSA	C	11900, 9580, 5980
9:00-9:55 p.m.	0200-0255	R. Bucharest	C	15380, 11940, 11840, 11725, 9570, 5990
9:00-9:55 p.m.	0200-0255	R. Peking	B	17680
9:00-10:00 p.m.	0200-0300	R. Korea	C	15575, 11810
9:00-10:00 p.m.	0200-0300	R. Nacional, Brazil	A	17830, 15290
9:00-10:00 p.m.	0200-0300	WYFR, Family Radio	A	11720, 9715
9:00-10:00 p.m.	0200-0300	V. of Free China, Taiwan	A	11740 (via WYFR)
9:00-10:30 p.m.	0200-0330	R. Australia	B	17795
9:00-10:30 p.m.	0200-0330	R. Cairo	B	12000, 9475
9:00-11:00 p.m.	0200-0400	VOA	A	17730, 15205, 9650, 6130, 5985, 1580
9:00-11:30 p.m.	0200-0430	AFRTS, Los Angeles	A	11790, 6030
9:30-9:45 p.m.	0230-0245	R. Pakistan	C	17840, 21595
9:30-9:45 p.m.	0230-0245	UN Radio	A	15240, 6035, 15752-SSB, 10869 -SSB (Sat.)
9:30-9:55 p.m.	0230-0255	R. Tirana	B	9750, 7120
9:30-10:00 p.m.	0230-0300	R. Lebanon	C	11806† (time varies)
9:30-10:00 p.m.	0230-0300	R. Sweden	B	11705, 15420, 17840-SSB
9:30-10:15 p.m.	0230-0315	R. Berlin International	B	11970, 11890, 11840
9:30-10:25 p.m.	0230-0325	R. Netherland	A	9590, 6165 (Mon. 0230-0320)
9:30-10:30 p.m.	0230-0330	BBC	A	11750, 9510, 9410, 7325, 6175, 6120, 5975
9:30-12:00 p.m.	0230-0500	HCJB Ecuador	A	9745, 15155
9:51-9:58 p.m.	0251-0258	V. of Yerevan	B	17870, 15100
10:00-10:15 p.m.	0300-0315	R. Budapest	B	17710, 15220, 11910, 9835, 9585, (Wed. & Sat. Mon. 0300-0330)
10:00-10:25 p.m.	0300-0325	R. Polonia	B	15120, 11815, 9525, 7270, 7145, 6135, 6095 (length varies)
10:00-10:30 p.m.	0300-0330	R. Japan	C	17755, 17810
10:00-10:30 p.m.	0300-0330	R. Canada International	A	11940, 11845, 9755, 9535, 5960
10:00-10:30 p.m.	0300-0330	R. Portugal	B	11925
10:00-10:30 p.m.	0300-0330	R. Australia	C	17750 (Fri.)
10:00-10:50 p.m.	0300-0350	V. of Free China	C	15345, 11825, 17800
10:00-10:55 p.m.	0300-0355	R. Prague	B	11990, 9740, 9540, 7345, 5930
10:00-10:55 p.m.	0300-0355	R. Peking	C	15120, 17680, 17855
10:00-11:00 p.m.	0300-0400	TIFC Costa Rica	C	5055, (Mon. 0235-0435)
10:00-11:00 p.m.	0300-0400	R. Baghdad	D	21585, 15400, 11935
10:00-11:00 p.m.	0300-0400	WYFR, Family Radio	A	9715, 9660
10:00-11:00 p.m.	0300-0400	V. of Free China	A	5985 (via WYFR)
10:00-11:00 p.m.	0300-0400	R. Uganda	B	15325 (irregular)
10:00-11:26 p.m.	0300-0426	R. RSA	B	11900, 9585, 7270, 5980
10:00-11:30 p.m.	0300-0430	R. Cultural, Guatemala	B	3300 (Mon. 0030-0430)
10:00-12:00 p.m.	0300-0500	HRVC, Honduras	B	4820
10:00-12:00 p.m.	0300-0500	AWR, Guatemala	C	5980
10:00 p.m.-1:00 a.m.	0300-0600	WRNO, New Orleans	A	6155 (not all English)
10:00 p.m.-2:30 a.m.	0300-0730	VOA	A	15240, 9670, 6040, 6035, 5995
10:25 p.m.-fade	0325-	R. One, Zimbabwe	C	3396 (exc. Sun.)
10:30-10:55 p.m.	0330-0355	R. Tirana	B	7300, 6200
10:30-11:23 p.m.	0330-0423	U.A.E. Radio, Dubai	B	17775, 15320, (length varies)
10:30-10:57 p.m.	0330-0357	Austrian Radio	C	9770, 5945
10:30-11:00 p.m.	0330-0400	R. Australia	B	21680, 17890, 17870, 17795, 17725
10:30-11:00 p.m.	0330-0400	R. Mexico	C	15430 (Mon.)
10:30-11:45 p.m.	0330-0445	BBC	C	15070, 9410, 6175, 5975
10:30 p.m.-1:00 a.m.	0330-0600	R. Habana Cuba	A	11760, 11725
10:40-10:47 p.m.	0340-0347	V. of Greece	B	15595, 11730, 9865 (not Sun.)
10:50-11:10 p.m.	0350-0410	RAI, Italy	B	21560, 17795, 15330, 11905
11:00-11:30 p.m.	0400-0430	R. Bucharest	C	15380, 11940, 11725, 9570, 5990
11:00-11:30 p.m.	0400-0430	R. Norway	C	17840, 15165, 15125, 11895, 11870 (Mon.)
11:00-11:30 p.m.	0400-0430	R. Mozambique	C	4865, 3265 (vary)
11:00-11:55 p.m.	0400-0455	R. Peking	B	17680, 15120
11:00-12:00 p.m.	0400-0500	R. Sofia	C	11750†
11:00-12:00 p.m.	0400-0500	R. Australia	B	21680, 21650, 21525, 17870, 17795, 17755, 17725
11:00-12:00 p.m.	0400-0500	R. Moscow World Service	A	15320, 15240, 15160
11:00-12:00 p.m.	0400-0500	WYFR, Family Radio	A	9665, 9610
11:00 p.m.-2:25 a.m.	0400-0725	TWR, Bonaire	A	9715, 9680, 6070
11:00 p.m.-3:00 a.m.	0400-0800	R. Moscow	A	9755, 800
11:05-11:50 p.m.	0405-0450	FEBA, Seychelles	A	12050, 9580
11:30-11:57 p.m.	0430-0457	Austrian R.	C	11810†, 15200†
11:30-12:00 p.m.	0430-0500	Swiss R. International	B	12015
11:30 p.m.-1:00 a.m.	0430-0600	AFRTS, Los Angeles	A	11715, 9725
11:45-12:00 p.m.	0445-0500	Vatican R.	B	11790, 6030
11:45 p.m.-12:45 a.m.	0445-0545	BBC	A	6208, 9645
11:55 p.m.-3:00 a.m.	0455-0800	V. of Nigeria	C	15070, 9510, 9410, 6175, 5975
12:00-12:15 a.m.	0500-0515	Kol Israel	B	11770
12:00-12:30 a.m.	0500-0530	R. Japan	B	21760, 15105, 11640, 9815
12:00-12:50 a.m.	0500-0550	V. of Germany	C	17810, 15325
12:00-1:00 a.m.	0500-0600	R. Australia	A	11905, 11705, 9690, 9650, 9545, 5960
12:00-1:00 a.m.	0500-0600	V. of Nigeria	C	21680, 17870, 17725, 15240, 15160
12:00-1:00 a.m.	0500-0600	V. of Nigeria	C	15120

ADVERTISERS INDEX

RS no.	ADVERTISER	PAGE no.
6	All Electronics Corp.	72
8	American Antenna	2
7	AP Products	60
9	Apple Computers	30,31
59	Atari	19
	C & D Electronics	93
11	Chaney Electronics	93
	Cincinnati Microwave	21
	Classified Advertising	102-107
	Cleveland Institute of Electronics, Inc.	24-27
13	CompuServe	3
12	Computers, Peripherals, Unlimited	84
15	DBX	34
16	Digi-Com	86
17	Digi-Key Corp.	100
14	Dilithium Press	90
48,49	R.L. Drake	83,84
47	Electronic Buyers Club	80, 81
18	Etronix	68
19	Firestik	66
20	Focus	68
21	Global Specialties	6
	Grantham College of Engineering	93
22	Heath Co.	35-37
3	Hewlett-Packard	Cv 3
2	IBM	Cv 2,1
23	Illinois Audio	87
25	Jameco Electronics	98-99
26	JDR Microdevices	94-97
27	J & R Music World	34
28	Kartes Productions	23
31,32	MFJ Enterprises	18
30	Menotech	9
29	McIntosh Laboratory, Inc.	56
33	Micro Management Systems	89
35	National Institute of Technology	32
	Netronics, R & D Ltd.	77, 85
	NRI Schools	52-55
36	OK Machine & Tool Corp.	15
38	PAIA	90
39	Personal Computer Systems	12
41	Poly Paks	66
46	Protecto Enterprises	56
50	Quasar	11
43	Quest Electronics	93
	Radio Shack	43,101
	Scientific Systems	86
	Sinclair Research	7
	Simple Simon Kits	13
45	Tab Books	33
	Tektronix	5

12:00-1:00 a.m.	0500-0600	WFYR, Family Radio	A	9705, 9660, 6070
12:00-1:00 a.m.	0500-0600	R. Moscow World Service	C	17880, 12010, 11735, 9530
12:00-2:00 a.m.	0500-0700	HCJB Ecuador	B	11815, 9745, 6095
12:00-3:00 a.m.	0500-0800	R. Kuwait	C	15345
12:00-3:00 a.m.	0500-0800	R. Nigeria, Kaduna	B	4770 (not all Eng.)
12:30-12:40 p.m.	0530-0540	R. Garoua, Cameroon	C	5010
12:30-1:00 a.m.	0530-0600	R. Portugal	A	9575, 6100
12:30-fade	0530-	R. Ghana	C	3366, 4915
12:30-1:25 a.m.	0530-0625	R. Nederland	A	9715, 6165 (Mon. 0530-0620)
12:30-1:30 a.m.	0530-0630	Spanish Foreign R.	B	11880, 9630
12:35-1:30 a.m.	0530-0630	R. Korea	C	15575, 11810, 9870
12:45-1:30 a.m.	0545-0630	R. Berlin International	B	11890
12:45-2:30 a.m.	0545-0730	BBC	B	15070, 11955, 11860, 9640 9510, 9410, 7150, 6175
12:55-3:55 a.m.	0555-0855	V. of Malaysia	C	15295, 12350, 9750
1:00-1:30 a.m.	0600-0630	R. Norway	C	21580, 15175 (Mon.)
1:00-1:30 a.m.	0600-0630	V. of Germany	C	17875, 15275, 11905, 11765, 9700
1:00-1:30 a.m.	0600-0630	R. Australia	C	21680, 21525, 17870, 17795, 17755, 17725, 15240, 15160
1:00-2:00 a.m.	0600-0700	AFRTS, Los Angeles	B	11790, 6030
1:00-2:30 a.m.	0600-0730	HCJB, Ecuador	C	11810
1:00-2:30 a.m.	0600-0730	R. Kiribati	C	16433-SSB (not all English)
1:00-3:00 a.m.	0600-0800	WRNO, New Orleans	A	9550 (Sun.) (not all English)
1:00-4:00 a.m.	0600-0900	R. Cook Islands	C	11760 or 9695 or 5045 (not all English)
1:15-1:30 a.m.	0615-0630	R. Canada International	B	11960, 11825, 11775, 9760, 9730, 7155, 6140 (Mon-Fri)
1:25-3:00 a.m.	0625-0800	TWR, Monte Carlo	B	9495 (Sunday 0625-0900)
1:30-2:00 a.m.	0630-0700	R. Australia	B	21680, 17870, 17725, 15240, 15160, 15115, 11820
1:30-2:00 a.m.	0630-0700	Radio Polonia	B	9675, 7270
1:30-2:30 a.m.	0630-0730	R. RSA	C	21535, 17780, 15220
1:30-3:00 a.m.	0630-0800	R. Habana Cuba	A	9525
1:45-2:00 a.m.	0645-0700	R. Canada International	B	11960, 11825, 11775, 9760, 9730, 7155, 6140 (Mon-Fri)
1:45-2:00 a.m.	0645-0700	UN Radio	B	15125, 11740 (Sat.)
1:57-4:55 a.m.	0657-0955	V. of Philippines	C	9578 (not all English)
2:00-2:15 a.m.	0700-0715	R. Japan	C	17810, 15325, (15239 via Portugal)
2:00-2:20 a.m.	0700-0720	R. Nederland	C	21480, 15560, 11720, 9895
2:00-2:30 a.m.	0700-0730	Swiss Radio Int.	C	15305, 9560, 9535, 6165
2:00-3:00 a.m.	0700-0800	Xandir Malta	C	9670 (Sat.)
2:00-3:00 a.m.	0700-0800	V. of Nigeria	C	15120
2:00-3:00 a.m.	0700-0800	ELWA, Liberia	C	11830
2:00-3:00 a.m.	0700-0800	V. of Vietnam	C	9840
2:00-4:00 a.m.	0700-0900	R. Australia	B	21680, 11729, 15115 9570
2:00-6:00 a.m.	0700-1100	HCJB Ecuador	C	11925, 6130 (9745 at 0700-1030)
2:07-2:15 a.m.	0707-0715	UN Radio	A	15125, 11740 (Sat.)
2:30-3:25 a.m.	0730-0825	R. Nederland	B	9770, 9715
2:30-4:00 a.m.	0730-0900	BBC	B	15070, 11955, 9640, 9510
2:30 a.m.-fade	0730-	GBC-2, Guyana	C	5950
2:30-6:30 a.m.	0730-1130	Solomon Isl. Broadcasting	C	9545 or 5020 (not all Eng.)
2:30-9:00 a.m.	0730-1400	NBC, Papua New Guinea	C	4890, 3925 (not all Eng.)
2:30-9:02 a.m.	0730-1402	ABC Melbourne	C	9680
2:37-2:45 a.m.	0737-0745	UN Radio	A	17815, 15195, 15125, 11740 (Sat.)
2:45-4:30 a.m.	0745-0930	KTWR, Guam	B	11840
3:00-3:30 a.m.	0800-0830	R. Norway	C	11895, 11870 (Sun.)
3:00-3:15 a.m.	0800-0815	UN Radio	A	17860, 15235, 15125, 11740 (Sat.)
3:00-5:00 a.m.	0800-1000	WRNO, New Orleans	A	6115 (Sun. only; not all English)
3:15-3:30 a.m.	0815-0830	R. Vanuatu	D	7260, 3945
3:30-4:00 a.m.	0830-0900	AWR Portugal	C	9760 or 9665 (Sun.)
3:30-4:25 a.m.	0830-0925	R. Nederland	B	9715
3:30-5:00 a.m.	0830-1000	FEBC, Philippines	C	11890
24 Hours	24 Hours	CFRX, Toronto	C	6070

Explanatory Notes.

1. Times in first column are CDT. For ADT add 2 hours; EDT add 1 hour; MDT subtract 1 hour; DDT subtract 2 hours; Days of week are in GMT.
2. Quality. A—Strong signal and very reliable reception. B—regular reception. C—occasional reception under favorable conditions. D—rarely audible. These ratings are for locations in the central USA. European and African stations are in general more reliably received in eastern North America. Asian and Pacific stations are more reliably received in western North America. North American stations are received well except in areas too close to the transmitter site.
3. The information in the listing is correct to press time. However, frequencies and schedules are constantly changing. Listen to "SWL Digest" on R. Canada International for late changes, Saturday at 2135; Sunday at 1930; GMT Mondays at 0105 and 0306.
4. R.—Radio; V.—Voice
† = frequent changes

TRS-80™ DISCOUNT PERSONAL COMPUTERS PRINTERS - SOFTWARE

PURE RADIO SHACK EQUIPMENT
WE CARRY THE FULL

LINE OF TRS-80's

MODEL II

26-4002 64K I Drive \$3098

Ask About Hard Drives

New! Model 16 TRS-80..... CALL

MODEL III

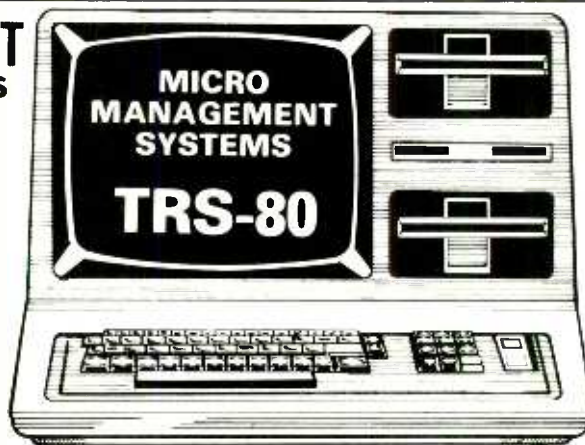
26-1062 16K..... \$819

26-1066 48K with

2 Drives. RS232..... \$2049

TM TANDY CORPORATION

FREE COPY OF WARRANTY UPON REQUEST



BUY DIRECT

AT WHOLESALE PRICES

1-800-841-0860

COLOR COMPUTER

26-3001 4K..... \$309

26-3002 16K Ext. Basic..... \$455

26-3003 32K Ext. Basic..... \$569

26-3022 Color Drive # 1..... \$498

WRITE FOR FREE CATALOG

MICRO MANAGEMENT SYSTEMS, INC.

Parcel Division

DEPT No 12

Downtown Plaza Shopping Center

115C Second Ave S W * Cairo Georgia 31728

912 377 7120 Ga. Phone No

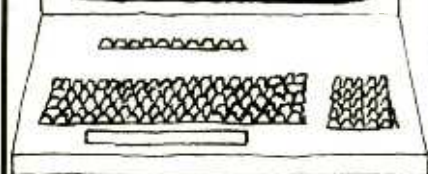
CIRCLE NO. 33 ON FREE INFORMATION CARD

BASIC BASIC-ENGLISH DICTIONARY

For the Apple, PET
& TRS-80

Larry Noonan

This unique dictionary gives you an alphabetical listing of all commonly used BASIC commands, statements, operators and special keys, then translates them for use on the Apple, PET & TRS-80. 162 pages \$10.95



Yes! Please send me _____ copy(ies) of the BASIC BASIC-ENGLISH DICTIONARY. Or call our toll-free number to charge your order with your VISA or M/C 800-547-1842

I enclose \$_____ including \$1.00 for postage and handling.

Please send me your free catalog BRAINFOOD

NAME _____

ADDRESS _____

CITY, STATE, ZIP _____

Mail to: dilithium Press, P.O. Box 606, Beaverton, OR 97075

CIRCLE NO. 14 ON FREE INFORMATION CARD

Get A GNOME

the original micro-synthesizer

Every day, more people discover that PAIA's GNOME is the most versatile, cost effective special effects device on the market today.

John Simonton's time-proven design provides two envelope generators, VCA, VCO and VCF in a low cost, easy to use package. Use alone with it's built in ribbon controller or modify to use with guitar, electronic piano, polytonic keyboards, etc.

The perfect introduction to electronic music and best of all, the GNOME is only \$69.95 in easy to assemble kit form. Is it any wonder why we've sold thousands?



CHARGE TO VISA OR MC TOLL-FREE
1-800-654-8657 9AM to 5PM CST MON-FRI

DIRECT INQUIRIES TO

PAIA Electronics, Inc.

Dept. 7P, 1020 W. Wilshire Bv. Oklahoma City, OK 73116 (405) 843-9826

- () Send GNOME MICRO-SYNTHESIZER Kit . . . (\$69.95 plus \$3.00 postage)
() Send FREE CATALOG

name _____

address _____

city _____ state _____ zip _____

CIRCLE NO. 38 ON FREE INFORMATION CARD

PROJECT OF THE MONTH

By Forrest M. Mims

A Fully Adjustable Pulse Generator

THE 558 is a quad timer chip with many useful applications. The diagram shows one of the best, a highly versatile, square-pulse generator with fully adjustable pulse rate and pulse duration. The circuit is adapted from Exar's XR-558/559 data sheet.

In operation, the two timers shown are cross-connected so that the output of one timer is directly coupled to the trigger input of the other timer. When the timing cycle of the first timer is complete, the second timer is triggered. When its cycle is complete, the first timer is triggered. The result of this feedback cycle is an astable multivibrator.

The significance of this multivibrator circuit is that the RC time constant of each timer section is independently adjustable. This means that both the pulse rate and duration are independently controllable. Resistor $R1$ controls the frequency of the pulses and $R2$ controls their duration. Notice that the circuit provides complementary outputs.

The pulse rate of the circuit is given by the reciprocal of $(R1C1) + (R2C2)$. The minimum practical pulse duration is on the order of a microsecond, and the maximum pulse rate is about 100 kHz. The pulses remain very square until their duration falls to a few microseconds. Their amplitude can be altered by varying the power-supply voltage.

The oscillation frequency of each timer in a 558 can be altered by changing the circuit's control voltage. The 558 has a single control voltage pin which is common to all four timers. However, the duty cycle of the circuit is unaffected by application of a control voltage. This means the circuit can be operated as a variable-frequency oscillator having a fixed duty cycle.

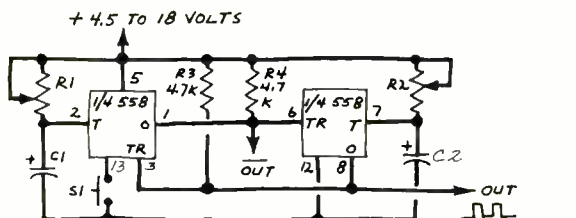
You can add a fixed-duty-cycle frequency control by connecting the rotor of a 10-kilohm potentiometer to pin 4 of the 558. Connect the stator terminals of the pot to V_{CC} and ground, respectively. Adjust the pot to alter the frequency.

Driving External Circuits. The output stage of each timer in the 558 is a normally low, open-collector, npn transistor that can sink up to 100 mA. This means the circuit can directly drive an LED, a small relay, or even a small speaker for audio effects. However, though each timer can sink up to 100 mA, the power dissipation rating of the timer's package limits the maximum current per timer if all four are in use.

For example, the maximum dissipation for the plastic-package 58 is 625 mW. If the circuit is operated at 10 V, 100 mA per output would give a total dissipation of 4 W (from Ohm's law, $10 \text{ V} \times 0.1 \text{ A} = 1 \text{ W}$ per timer). Therefore, the current delivered to each output would have to be reduced or external buffering would be required.

If each output is required to deliver only 10 mA, then the total power dissipation would be $4 \times 10 \text{ V} \times 0.01 \text{ A} = 0.4 \text{ W}$, well within the 625 mW maximum.

Incidentally, this circuit will cease oscillation if an attempt is made to operate it beyond its minimum pulse duration or maximum frequency. Should this occur, adjust the appropriate pot (or capacitor if you prefer) and momentarily disconnect the power to restart the circuit. If the circuit fails to operate when power is first applied, it is possible both RC time constants are out of range and require adjustment to bring the circuit within its operating limits. ♦



S1 - PUSH TO RESET
(IF CIRCUIT FAILS TO
OSCILLATE, ADJUST R1 AND R2
TO RETURN TIME CONSTANT TO
ACCEPTED RANGE AND THEN
MOMENTARILY REMOVE POWER)

R1, R2 = 1K TO 1M
C1, C2 = 50pF TO 1μF

7400 SERIES

7400	.19	74136	.50
7401	.19	74141	.65
7402	.19	74142	2.95
7403	.19	74143	2.95
7404	.19	74145	.60
7405	.25	74147	1.75
7406	.29	74148	1.20
7407	.29	74150	1.35
7408	.24	74151	.65
7409	.19	74152	.65
7410	.19	74153	.55
7411	.25	74154	1.40
7412	.30	74155	.75
7413	.35	74156	.65
7414	.55	74157	.55
7416	.25	74159	1.65
7417	.25	74160	.85
7420	.19	74161	.70
7421	.35	74162	.85
7422	.29	74163	.85
7423	.29	74164	.85
7425	.29	74165	.85
7426	.29	74166	1.00
7427	.29	74167	2.95
7428	.45	74170	1.65
7430	.19	74172	5.95
7432	.29	74173	.75
7433	.45	74174	.89
7437	.29	74175	.89
7438	.29	74176	.89
7440	.19	74177	.75
7442	.49	74178	1.15
7443	.65	74179	1.75
7444	.69	74180	.75
7445	.69	74181	2.25
7446	.59	74182	.75
7447	.69	74184	2.00
7448	.69	74185	2.00
7450	.19	74186	18.50
7451	.23	74190	1.15
7453	.23	74191	1.15
7454	.23	74192	.79
7460	.23	74193	.79
7470	.35	74194	.85
7472	.29	74195	.85
7473	.34	74196	.79
7474	.35	74197	.75
7475	.49	74198	1.35
7476	.35	74199	1.35
7480	.59	74221	1.35
7481	1.10	74246	1.35
7482	.95	74247	1.25
7483	.50	74248	1.85
7485	.65	74249	1.95
7486	.35	74251	.75
7489	4.95	74259	2.25
7490	.35	74265	1.35
7491	.40	74273	1.95
7492	.50	74276	1.25
7493	.49	74279	.75
7494	.65	74283	2.00
7495	.55	74284	3.75
7496	.70	74285	3.75
7497	2.75	74290	.95
74100	1.00	74293	.75
74107	.30	74298	.85
74109	.45	74351	2.25
74110	.45	74365	.65
74111	.55	74366	.65
74116	1.55	74367	.65
74120	1.20	74368	.65
74121	.29	74376	2.20
74122	.45	74390	1.75
74123	.55	74393	1.35
74125	.45	74425	3.15
74126	.45	74426	.85
74128	.55	74490	2.55
74132	.45		

CMOS

74C00	.35	4019	.45
74C02	.35	4020	.95
74C04	.35	4021	.95
74C08	.35	4022	1.15
74C10	.35	4023	.35
74C14	1.50	4024	.75
74C20	.35	4025	.35
74C30	.35	4026	1.65
74C32	.50	4027	.65
74C42	1.75	4028	.80
74C48	1.20	4029	.95
74C73	.65	4030	.45
74C74	.85	4034	2.95
74C76	.80	4035	.85
74C83	1.95	4040	.95
74C85	1.95	4041	1.25
74C86	.95	4042	.75
74C89	4.50	4043	.85
74C90	1.75	4044	.85
74C93	1.75	4046	.95
74C95	1.75	4047	.95
74C107	1.00	4049	.55
74C150	5.75	4050	.55
74C151	2.25	4051	.95
74C154	3.25	4053	.95
74C157	1.75	4060	1.45
74C160	2.00	4066	.75
74C161	2.00	4068	.40
74C162	2.00	4069	.35
74C163	2.00	4070	.35
74C164	2.00	4071	.30
74C165	2.00	4072	.30
74C173	2.00	4073	.30
74C174	2.25	4075	.30
74C175	2.25	4076	.95
74C192	2.25	4078	.30
74C193	2.25	4081	.30
74C195	2.25	4082	.30
74C200	5.75	4085	.95
74C221	2.25	4086	.95
74C373	2.75	4093	.95
74C374	2.75	4098	2.49
74C901	.80	4099	1.95
74C902	.85	14409	12.95
74C903	.85	14410	12.95
74C905	10.95	14411	11.95
74C906	.95	14412	12.95
74C907	1.00	14419	4.95
74C908	2.00	4502	.95
74C909	2.75	4503	.65
74C910	9.95	4508	1.95
74C911	10.00	4510	.95
74C912	10.00	4511	.95
74C914	1.95	4512	.95
74C915	2.00	4514	1.25
74C918	2.75	4515	2.25
74C920	17.95	4516	1.55
74C921	15.95	4518	1.25
74C922	5.59	4519	1.25
74C923	5.95	4520	1.25
74C925	6.75	4522	1.25
74C926	7.95	4526	1.25
74C927	7.95	4527	1.95
74C928	7.95	4528	1.25
74C929	19.95	4531	.95
74C930	19.95	4532	1.95
4000	.35	4538	1.95
4001	.35	4539	1.95
4002	.25	4543	2.70
4006	.95	4555	.95
4007	.29	4556	.95
4008	.95	4581	1.95
4009	.45	4582	1.95
4010	.45	4584	.95
4011	.35	4584	.95
4012	.25	4702	12.95
4013	.45	4724	1.50
4014	.95	80C07	.95
4015	.95	80C95	.85
4016	.45	80C96	.95
4017	1.15	80C97	.95
4018	.95	80C98	1.20

74S00 SERIES

74S00	.44	74S85	2.39	74S163	3.75	74S280	2.90
74S02	.48	74S86	1.44	74S168	4.65	74S287	4.75
74S03	.48	74S112	1.59	74S169	5.44	74S288	4.45
74S04	.79	74S113	1.98	74S174	1.09	74S289	6.98
74S05	.79	74S114	1.50	74S175	1.09	74S301	6.95
74S08	.48	74S124	2.77	74S181	4.47	74S373	3.45
74S09	.98	74S132	1.24	74S182	2.95	74S374	3.45
74S10	.69	74S133	.98	74S188	3.95	74S381	7.95
74S11	.88	74S134	.69	74S189	14.95	74S387	5.75
74S15	.70	74S135	1.48	74S194	2.95	74S412	2.98
74S20	.68	74S138	1.08	74S195	1.89	74S471	9.95
74S22	.98	74S139	1.25	74S196	4.90	74S472	16.85
74S30	.48	74S140	1.45	74S197	4.25	74S474	17.85
74S32	.98	74S241	3.75	74S201	14.95	74S482	15.60
74S37	1.87	74S244	3.98	74S225	8.95	74S570	7.80
74S38	1.68	74S251	1.90	74S240	3.98	74S571	7.80
74S40	.44	74S253	7.45	74S257	1.39		
74S51	.78	74S157	1.19	74S258	1.49		
74S64	.79	74S158	1.45	74S260	1.83		
74S65	1.25	74S161	2.85	74S274	19.95		
74S74	.69	74S162	3.70	74S275	19.95		

EPSON PRINTERS

MX-80 ~~479⁰⁰~~
 MX-80/FT ~~579⁰⁰~~
 MX-100 ~~775⁰⁰~~

CALL FOR THE LOWEST PRICES

16K APPLE* RAM CARD

- ★ Upgrade your 48K Apple* II to full 64K.
- ★ Fully software and hardware compatible with Apple language card and microsoft Z80 card.
- ★ Eliminates the need for Applesoft or Integer Basic ROM card when used in conjunction with DOS 3.3
- ★ Allows you to run Apple Fortran or Pascal.
- ★ Available as bare board kit, or completed and tested board.

BARE BOARD \$ 40.00
 KIT 89.95
 ASSEMBLED &
 TESTED 109.95

*Apple is a trademark of APPLE COMPUTER INC.

LED DISPLAYS

1.29	HP 5082-7760	.6"	CC	14 Pin.3"
.99	MAN 72	.3"	CA	14 Pin.3"
.99	MAN 74	.3"	CC	14 Pin.3"
.75	FND-357 (359)	.375"	CC	10 Pin.2"
.99	FND-500 (503)	.5"	CC	10 Pin.6"
.99	FND-507 (510)	.5"	CA	10 Pin.6"

LED LAMPS

		1-99	100-up
Jumbo Red	.10	.09	
Jumbo Green	.18	.15	
Jumbo Yellow	.18	.15	

JDR MICRODEVICES, INC.

1224 S. Bascom Avenue
 San Jose, CA 95128

800-538-5000 • 800-662-6279 (CA)
 (408) 995-5430 • Telex 171-110



HOURS: Mon. - Fri., 9 to 5; Sat. 11 to 3

VISIT OUR RETAIL STORE!

TERMS: For shipping include \$2.00 for UPS Ground, \$3.00 for UPS Blue Label Air. \$10.00 minimum order. Bay Area residents add 6 1/2% sales tax. California residents add 6% sales tax. We reserve the right to limit quantities and substitute manufacturer. Prices subject to change without notice. Send SASE for complete list.

ZENITH MONITOR

MODEL ZVM-121

- * 12" P-31 Green phosphor
- * SELECTABLE 40 or 80 CHARACTERS PER LINE
- * 15 MHZ BANDWIDTH

\$119⁹⁵

ORDER TOLL FREE

800-538-5000

800-662-6279

(CALIFORNIA RESIDENTS)

.....●●●●●●●●●●
**We Will
 Beat Any
 Competitors
 Prices**

●●●●●●●●●●
 A copy of this policy is available upon request.

A LETTER FROM THE PRESIDENT.....

At JDR Microdevices, Inc. 100% customer satisfaction is our goal! Our first priority is to make sure that all of our customers receive our world famous JDR service.

GUARANTEED LOWEST PRICES!

If you see an item advertised elsewhere for less, tell us - we will match or beat their price.*

FRIENDLY STAFF!

To make doing business with JDR a pleasant experience.

SPEEDY SERVICE!

To speed your order on its way in one day with superb accuracy.

To better help us serve the needs of our customers, we have installed a new IBM System 34 Computer. This will enable us to reach our goal of 100% Customer Satisfaction, but we need your help - please use your customer number whenever ordering. Your permanent customer number can be found on the left-hand side of your computer printed invoice.

I would like to take this opportunity to thank all of our customers for making JDR one of the fastest growing electronic firms in the world!

Jeffery D. Rose

* A copy of this policy is available upon request.

DISKETTES

5 1/4"

ANTHANA SS SD SOFT	24.95
WABASH SS SD SOFT	24.95
VERBATIM SS SD SOFT	29.95
VERBATIM 10 SECTION HARD	29.95

8"

VERBATIM SS SD SOFT	44.95
---------------------------	-------

BOOKS BEST SELLERS

OSBORNE/MC GRAW-HILL

Apple II User's Guide	14.95
CRT Controller's Handbook	6.99
68000 Assembly Language Programming	16.99
CBASIC User Guide	15.00
The 8086 Book	16.99

SYBEX

Your First Computer	8.95
The CP/M Handbook	14.95
From Chips to Systems	14.95
The PASCAL Handbook	18.95
Microprocessor Interfacing Techniques	17.95

APPLE* FAN

\$69⁰⁰

- OUTLET ON THE REAR OF THE FAN FOR A MONITOR - CONTROLLED BY THE SWITCH
- ULTRA-QUIET APPLE FAN DRAWS COOL AIR THROUGH YOUR COMPUTER
- ELIMINATES DOWN TIME
- SAVES REPAIR CHARGES
- INCREASES RELIABILITY
- CLIPS ON—NO HOLES OR SCREWS
- LONG LIFE, LOW NOISE MOTOR

* Apple is a trademark of APPLE COMPUTER, INC.



ADD ON DISK DRIVE For Apple* II

- ★ Includes metal cabinet
- ★ Color matches Apple*
- ★ 35 Tracks/single side
- ★ Includes cable
- ★ Use with Apple* II Controller

\$375⁰⁰



JDR MICRODEVICES, INC.

1224 S. Bascom Avenue

San Jose, CA 95128

800-538-5000 • 800-662-6279 (CA)

(408) 995-5430 • Telex 171-110

CIRCLE NO. 26 ON FREE INFORMATION CARD

HOURS: Mon. - Fri., 9 to 5; Sat. 11 to 3

VISIT OUR RETAIL STORE!

TERMS: For shipping include \$2.00 for UPS Ground, \$3.00 for UPS Blue Label Air. \$10.00 minimum order. Bay Area residents add 6 1/2% sales tax. California residents add 6% sales tax. We reserve the right to limit quantities and substitute manufacturer. Prices subject to change without notice. Send SASE for complete list.

STATIC RAMS

			Each	100 pcs
2101	256 x 4	(450ns)	1.95	1.85
5101	256 x 4	(cmos) (450ns)	4.95	3.95
2102-1	1024 x 1	(450ns)	.89	.85
2102L-2	1024 x 1	(LP) (250ns)	1.69	1.55
2102L-4	1024 x 1	(LP) (450ns)	1.29	1.15
2111	256 x 4	(450ns)	2.99	2.49
2112	256 x 4	(450ns)	2.99	2.79
2114	1024 x 4	(450ns)	8/16.95	1.95
2114L-2	1024 x 4	(LP) (200ns)	8/19.95	2.35
2114L-3	1024 x 4	(LP) (300ns)	8/18.95	2.25
2114L-4	1024 x 4	(LP) (450ns)	8/17.95	2.10
2147	4096 x 1	(55ns)	9.95	call
TMS4044-4	4096 x 1	(450ns)	3.49	3.25
TMS4044-3	4096 x 1	(300ns)	3.99	3.75
TMS4044-2	4096 x 1	(LP) (200ns)	4.49	4.25
MK4118	1024 x 8	(250ns)	9.95	call
TMM2016	2048 x 8	(150ns)	call	call
HM6116-4	2048 x 8	(cmos) (200ns)	call	call
HM6116-3	2048 x 8	(cmos) (150ns)	call	call
HM6116-2	2048 x 8	(cmos) (120ns)	call	call
HM6116LP-4	2048 x 8	(LP) (cmos) (200ns)	call	call
HM6116LP-3	2048 x 8	(LP) (cmos) (150ns)	call	call
HM6116LP-2	2048 x 8	(LP) (cmos) (120ns)	call	call
Z-6132	4096 x 8	(Qstat) (300ns)	34.95	call

LP = Low Power Qstat = Quasi-Static

DYNAMIC RAMS

			Each	100 pcs
TMS4027	4096 x 1	(250ns)	2.50	2.00
MK4108	8192 x 1	(200ns)	1.95	call
MM5298	8192 x 1	(250ns)	1.85	call
4116-120	16384 x 1	(120ns)	8/29.95	call
4116-150	16384 x 1	(150ns)	8/18.95	1.95
4116-200	16384 x 1	(200ns)	8/13.95	call
4116-250	16384 x 1	(250ns)	8/13.90	call
4116-300	16384 x 1	(300ns)	8/13.80	call
2118	16384 x 1	(5v) (150ns)	4.95	call
MK4816	2048 x 8	(5v) (300ns)	24.95	call
4164-200	65536 x 1	(5v) (200ns)	call	call
4164-150	65536 x 1	(5v) (150ns)	call	call

EPROMS

			Each	8 pcs
1702	256 x 8	(1us)	4.95	4.50
2708	1024 x 8	(450ns)	3.75	3.50
2758	1024 x 8	(5v) (450ns)	9.95	8.95
TMS2516	2048 x 8	(5v) (450ns)	6.95	5.95
2716	2048 x 8	(5v) (450ns)	4.95	3.95
2716-1	2048 x 8	(5v) (350ns)	9.00	8.50
TMS2716	2048 x 8	(450ns)	9.95	8.95
TMS2532	4096 x 8	(5v) (450ns)	9.95	7.95
2732	4096 x 8	(5v) (450ns)	9.95	7.95
2732A-2	4096 x 8	(5v) (200ns)	call	call
2764	8192 x 8	(5v) (450ns)	call	call
TMS2564	8192 x 8	(5v) (450ns)	call	call

5v = Single 5 Volt Supply

EPROM ERASERS

	Capacity	Intensity		
Timer	Chip	(uW/CM ²)		
PE-14	6	5,200	83.00	
PE-14T	X 6	5,200	119.00	
PE-24T	X 9	6,700	175.00	
PL-265T	X 20	6,700	255.00	
PR-125T	X 16	15,000	349.00	
PR-320T	X 32	15,000	595.00	

JULY SPECIALS

2K x 8 STATIC

TMM-2016 (200NS)

8/6⁹⁵ EA.

HM6116 (200NS)

8/7⁹⁵ EA.

64K DYNAMIC

4-64 (200NS)

8/8⁹⁵ EA.

16K DYNAMIC

4-16 (200NS)

8/13⁹⁵ EA.

16K EPROMS

2716 (450NS)

8/3⁹⁵ ea.

32K EPROMS

2532 or 2732 (450NS)

8/7⁹⁵ EA.

PRICES GOOD FOR THE MONTH OF JULY ONLY PLEASE MENTION JULY SPECIALS WHEN ORDERING

74LS00 SERIES

74LS00	.25	74LS169	1.75
74LS01	.25	74LS170	1.75
74LS02	.25	74LS173	.80
74LS03	.25	74LS174	.95
74LS04	.25	74LS175	.95
74LS05	.25	74LS181	2.15
74LS08	.35	74LS189	9.95
74LS09	.35	74LS190	1.00
74LS10	.25	74LS191	1.00
74LS11	.35	74LS192	.85
74LS12	.35	74LS193	.95
74LS13	.45	74LS194	1.00
74LS14	1.00	74LS195	.95
74LS15	.35	74LS196	.85
74LS20	.25	74LS197	.85
74LS21	.35	74LS221	1.20
74LS22	.25	74LS240	1.29
74LS26	.35	74LS241	1.29
74LS27	.35	74LS242	1.85
74LS28	.35	74LS243	1.85
74LS30	.25	74LS244	1.29
74LS32	.35	74LS245	1.90
74LS33	.55	74LS247	.75
74LS37	.55	74LS248	1.25
74LS38	.35	74LS249	.99
74LS40	.35	74LS251	1.30
74LS42	.55	74LS253	.85
74LS47	.75	74LS257	.85
74LS48	.75	74LS258	.85
74LS49	.75	74LS259	2.85
74LS51	.25	74LS260	.65
74LS54	.35	74LS266	.55
74LS55	.35	74LS273	1.65
74LS63	1.25	74LS275	3.35
74LS73	.40	74LS279	.55
74LS74	.45	74LS280	1.98
74LS75	.50	74LS283	1.00
74LS76	.40	74LS290	1.25
74LS78	.50	74LS293	1.85
74LS83	.75	74LS295	1.05
74LS85	1.15	74LS298	1.20
74LS86	.40	74LS324	1.75
74LS90	.65	74LS352	1.55
74LS91	.89	74LS353	1.55
74LS92	.70	74LS363	1.35
74LS93	.65	74LS364	1.95
74LS95	.85	74LS365	.95
74LS96	.95	74LS366	.95
74LS107	.40	74LS367	.70
74LS109	.40	74LS368	.70
74LS112	.45	74LS373	1.75
74LS113	.45	74LS374	1.75
74LS114	.50	74LS377	1.45
74LS122	.45	74LS378	1.18
74LS123	.95	74LS379	1.35
74LS124	2.99	74LS385	1.90
74LS125	.95	74LS386	.65
74LS126	.85	74LS390	1.90
74LS132	.75	74LS393	1.90
74LS136	.55	74LS395	1.65
74LS137	.99	74LS399	1.70
74LS138	.75	74LS424	2.95
74LS139	.75	74LS447	.37
74LS145	1.20	74LS490	1.95
74LS147	2.49	74LS624	3.99
74LS148	1.35	74LS668	1.69
74LS151	.75	74LS669	1.89
74LS153	.75	74LS670	2.20
74LS154	2.35	74LS674	9.65
74LS155	1.15	74LS682	3.20
74LS156	.95	74LS683	2.30
74LS157	.75	74LS684	2.40
74LS158	.75	74LS685	2.40
74LS160	.90	74LS688	2.40
74LS161	.95	74LS689	2.40
74LS162	.95	74LS783	24.95
74LS163	.95	81LS95	1.69
74LS164	.95	81LS96	1.69
74LS165	.95	81LS97	1.69
74LS166	2.40	81LS98	1.69
74LS168	1.75		

TRANSISTORS

PN2222	10/1.00	100/ 8.99
2N2222	.25	50/10.99
2N2907	.25	50/10.99
2N3055	.79	10/ 6.99
2N3904	10/1.00	100/ 8.99
2N3906	10/1.00	100/ 8.99
1N4148 (1N914)		25/ 1.00
1N4004		10/ 1.00

JDR MICRODEVICES, INC.

1224 S. Bascom Avenue

San Jose, CA 95128

800-538-5000 • 800-662-6279 (CA)

(408) 995-5430 • Telex 171-110

HOURS: Mon. - Fri., 9 to 5; Sat. 11 to 3

VISIT OUR RETAIL STORE!

TERMS: For shipping include \$2.00 for UPS Ground, \$3.00 for UPS Blue Label Air. \$10.00 minimum order. Bay Area residents add 6 1/2% sales tax. California residents add 6% sales tax. We reserve the right to limit quantities and substitute manufacturer. Prices subject to change without notice. Send SASE for complete list.



Z-80
2.5 Mhz

Z80-CPU	6.00
Z80-CTC	5.95
Z80-DART	15.25
Z80-DMA	17.50
Z80-PIO	6.00
Z80-SIO/O	18.50
Z80-SIO/1	18.50
Z80-SIO/2	18.50
Z80-SIO/9	16.95

4.0 Mhz

Z80-A-CPU	6.00
Z80-CTC	8.65
Z80A-DART	18.75
Z80A-DMA	27.50
Z80A-PIO	6.00
Z80A-SIO/O	22.50
Z80A-SIO/1, O	22.50
Z80A-SIO/2	22.50
Z80A-SIO/9	19.95

6.0 Mhz

Z80B-CPU	17.95
Z80B-CTC	15.50
Z80B-PIO	15.50

ZILOG

Z6132	34.95
Z8	39.95

IC SOCKETS

8 pin ST	.13	.11
14 pin ST	.15	.12
16 pin ST	.17	.13
18 pin ST	.20	.18
20 pin ST	.29	.27
22 pin ST	.30	.27
24 pin ST	.30	.27
28 pin ST	.40	.32
40 pin ST	.49	.39

ST = SOLDERTAIL

14 pin WW	.69	.52
16 pin WW	.69	.58
18 pin WW	.99	.90
20 pin WW	1.09	.98
22 pin WW	1.39	1.28
24 pin WW	1.49	1.35
28 pin WW	1.69	1.49
40 pin WW	1.99	1.80

WW = WIREWRAP

8200

8202	34.95
8205	3.50
8212	1.85
8214	3.85
8216	1.80
8224	2.50
8226	1.80
8228	4.90
8237	19.95
8238	4.95
8243	4.45
8250	14.95
8251	4.75
8253	9.25
8253-5	9.85
8255	4.75
8255-5	5.25
8257	8.50
8257-5	8.95
8259	6.90
8259-5	7.50
8272	39.95
8275	29.95
8279	9.50
8279-5	10.00
8282	6.65
8283	6.65
8284	5.70
8286	6.65
8287	6.50
8288	25.00
8289	49.95

CONNECTORS

RS232 MALE	3.25
RS232 FEMALE	3.75
RS232 HOOD	1.25
S-100 ST	3.95
S-100 WW	4.95

DIP SWITCHES

4 POSITION	85
5 POSITION	90
6 POSITION	90
7 POSITION	95
8 POSITION	95

8000 SERIES

8035	7.25
8039	7.95
INS8060	17.95
INS8073	29.95
8080	3.95
8085	7.95
8085A-2	11.95
8086	59.95
8087	Call
8088	39.95
8089	89.95
8155	7.95
8156	8.95
8185	29.95
8185-2	39.95
8741	39.95
8748	29.95
8755	32.00

9000 SERIES

9316	1.00
9334	2.50
9368	3.95
9401	9.95
9601	.75
9602	1.50
96S32	1.95

DATA ACQUISITION

ADC0800	5.55
ADC0804	4.95
ADC0809	5.25
ADC0817	10.95
DAC0800	4.95
DAC0808	4.95
DAC1020	8.25
DAC1022	5.95
MC*408L8	4.95

6800

€8000	call
€800	4.95
€802	10.95
€808	13.90
€809E	19.95
€809	19.95
€810	2.95
€820	4.95
€821	4.95
€828	14.95
€840	12.95
€843	34.95
€844	25.95
€845	16.95
€847	12.25
€850	3.45
€852	5.75
€860	10.95
€862	11.95
€875	6.95
€880	2.95
€883	24.95
€8047	24.95
€8488	19.95
€8800	10.95
€8802	22.25
€8809E	29.95
€8809	29.95
€8B10	7.95
€8B21	12.95
€8B45	35.95
€8B50	12.95

3800 = 1 MHZ
63B00 = 2 MHZ

6500 SERIES

1 MHZ	
6502	6.95
6504	6.95
6505	8.95
6507	9.95
6520	4.35
6522	8.75
6532	11.25
6545	22.50
6551	11.85
2 MHZ	
6502A	9.95
6522A	11.70
6532A	12.40
6545A	28.50
6551A	12.95
3 MHZ	
6502B	14.95

DISC CONTROLLERS

1171	24.95
1791	35.95
1793	44.95
1795	54.95
1797	54.95
6843	42.95
8272	39.95
UPD765	33.95
1691	13.95
2143	13.95

INTERFACE

8T26	1.69
8T28	2.49
8T95	.99
8T96	.99
8T97	.99
8T98	.99
DM8131	2.95
DP8304	2.29

MISC

3341	4.95
76477	3.95
AY3-8910	12.95
MC3340	1.49
95H90	7.99
11C90	13.95
8202A	34.95
3242	7.95
MC3480	9.00
MC4024	3.95
MC4044	4.50
3205	3.50

BIT-RATE GENERATORS

14411	9.95
BR1941	9.95
4702	12.95
COM5016	16.95
MM5307	10.95

UARTS

AY3-1014	6.95
AY5-1013	3.95
PT1472	9.95
TR1602	3.95
2350	9.95
TMS6011	5.95
IM6402	.75
IM6403	8.95
INS8250	14.95

KEYBOARD CHIPS

AY5-2376	11.95
AY5-3600	11.95
74C922	5.25
74C923	5.50

ORDER TOLL FREE
800-538-5000
800-662-6279
(CALIFORNIA RESIDENTS)

LINEAR

LM301	34	LM350K	5.60	NE570	4.75
LM301H	.79	LM250T	4.60	NE571	3.95
LM307	.45	LM558	.98	NE592	2.75
LM308	.98	LM359	1.79	LM703	.89
LM308H	1.15	LM376	3.75	LM709	.59
LM309H	1.95	LM377	2.29	LM710	.75
LM309K	1.49	LM378	2.50	LM711	.79
LM310	1.75	LM379	4.50	LM723	.49
LM311	.64	LM380	1.29	LM723H	.55
LM311H	.89	LM380N-8	1.10	LM733	.98
LM312H	1.75	LM381	1.60	LM741N-8	.35
LM317K	3.95	LM382	1.60	LM741N-14	.35
LM317	1.95	LM383	1.95	LM741H	.40
LM318	1.49	LM384	1.95	LM747	.79
LM318H	1.59	LM386	1.50	LM748	.59
LM319H	1.25	LM387	1.40	LM1014	2.75
LM319	1.25	LM389	1.35	LM1303	1.95
LM320 (see 7900)		LM390	1.95	LM1304	1.19
LM322	1.65	LM392	.69	LM1305	1.49
LM323K	4.95	LM394H	3.60	LM1307	.85
LM324	.59	LM399H	5.00	LM1310	2.90
LM329	.69	NE531	3.75	MC1330	1.89
LM331	3.95	NE536	6.00	MC1349	1.89
LM334	1.30	NE535	.39	MC1350	1.29
LM335	1.40	NE536	.69	MC1358	1.79
LM336	1.75	NE538	1.50	LM1414	1.59
LM337K	3.95	NE551	9.95	LM1458	.69
LM337T	2.95	NE552	6.00	LM1488	.99
LM338K	6.95	NE554	3.95	LM1489	.99
LM339	.99	LM535	.99	LM1496	.85
LM340 (see 7800)		LM536	1.49	LM1558H	3.10
LM348	1.20	LM557	1.29		

BI FET

LM1800	2.99
LM1812	8.25
LM1815	5.20
LM1818	2.90
LM1820	3.50
LM1830	3.50
LM1871	5.49
LM1872	5.49
LM1877	3.25
LM1889	2.49
LM1896	1.75
LM2877	2.05
LM2878	2.25
LM2900	.85
LM2901	1.00

TI

LM3900	.59
LM3905	1.25
LM3909	.98
LM3911	2.25
LM3914	3.95
LM3915	3.95
LM3916	3.95
LM3917	3.95
LM3918	3.95
LM3919	3.95
LM3920	3.95
LM3921	3.95
LM3922	3.95
LM3923	3.95
LM3924	3.95
LM3925	3.95
LM3926	3.95
LM3927	3.95
LM3928	3.95
LM3929	3.95
LM3930	3.95
LM3931	3.95
LM3932	3.95
LM3933	3.95
LM3934	3.95
LM3935	3.95
LM3936	3.95
LM3937	3.95
LM3938	3.95
LM3939	3.95
LM3940	3.95
LM3941	3.95
LM3942	3.95
LM3943	3.95
LM3944	3.95
LM3945	3.95
LM3946	3.95
LM3947	3.95
LM3948	3.95
LM3949	3.95

EXAR

XR 2206	3.75
XR 2207	3.80
XR 2208	3.95
XR 2211	5.25
XR 2240	3.25

RCA

CA 3010	.99
CA 3013	2.00
CA 3023	2.75
CA 3035	2.49
CA 3039	2.29
CA 3046	1.25
CA 3053	1.45
CA 3059	2.90
CA 3060	2.90
CA 3065	1.75
CA 3080	1.10
CA 3081	1.65
CA 3082	1.65
CA 3083	1.55
CA 3086	.80
CA 3089	2.99
CA 3906	3.49
CA 3130	1.30
CA 3140	1.15
CA 3146	1.85
CA 3160	1.19
CA 3401	.59
CA 3600	3.45

CLOCK CIRCUITS

MM5314	4.95
MM5369	3.95
MM5375	4.96
MM58167	8.95
MM58174	11.95
MSM5832	8.95

FUNCTION GENERATORS

MC4024	Dual VCO	3.95
LM566	Function Generator	1.49
XR2206	Function Generator	3.75
8038	Waveform Generator	3.35

VOLTAGE REG's

7805T	79	7905T	.89
7808T	99	7912T	.89
7812T	79	7915T	1.19
7815T	99	7924T	1.19
7824T	99		
		7905K	1.49
7805K	1.39	7912K	1.49
7812K	1.39	79L05	.79
7815K	1.39	79L12	.79
78L05	69	79L15	.79
78L12	69		

7400			
SN7400N	.20	SN74156N	.79
SN7401N	.25	SN74157N	.69
SN7402N	.25	SN74160N	.35
SN7403N	.25	SN74161N	.89
SN7404N	.25	SN74162N	.89
SN7405N	.25	SN74163N	.89
SN7406N	.35	SN74164N	.89
SN7407N	.25	SN74165N	.89
SN7408N	.29	SN74166N	1.25
SN7409N	.29	SN74167N	2.79
SN7410N	.29	SN74170N	1.95
SN7411N	.29	SN74171N	1.95
SN7412N	.35	SN74173N	1.39
SN7413N	.40	SN74174N	.99
SN7414N	.69	SN74175N	.89
SN7415N	.29	SN74176N	.79
SN7417N	.29	SN74177N	.69
SN7420N	.29	SN74179N	1.49
SN7421N	.29	SN74180N	.79
SN7422N	.45	SN74181N	2.25
SN7423N	.29	SN74182N	2.25
SN7424N	.29	SN74183N	2.49
SN7426N	.29	SN74185N	2.49
SN7427N	.25	SN74187N	1.25
SN7428N	.49	SN74189N	1.25
SN7429N	.29	SN74190N	1.95
SN7430N	.29	SN74191N	.89
SN7432N	.29	SN74193N	.89
SN7437N	.25	SN74194N	.89
SN7438N	.40	SN74195N	.69
SN7439N	.29	SN74196N	.89
SN7440N	.20	SN74197N	.49
SN7441N	.89	SN74198N	1.49
SN7442N	.59	SN74199N	1.49
SN7443N	1.10	SN74211N	1.25
SN7444N	1.10	SN74212N	1.95
SN7445N	.89	SN74213N	1.95
SN7446N	.79	SN74214N	3.49
SN7447N	.79	SN74215N	1.49
SN7448N	.79	SN74216N	3.95
SN7450N	.20	SN74217N	1.25
SN7451N	.20	SN74218N	.69
SN7452N	.20	SN74219N	.69
SN7453N	.20	SN74220N	1.49
SN7454N	.20	SN74221N	1.49
SN7455N	.20	SN74222N	1.49

LEDS OPTO ELECTRONICS DISPLAY LEDS

A AMBER - R-RED

G-GREEN - Y-YELLOW - C-CLEAR

DIFFUSED BY COLOR/THIN STATE

POINT SOURCE (RED)

DIFFUSED

WIDE ANGLE DIFFUSED

POINT SOURCE

DIFFUSED TRIANGLE

DIFFUSED RECTANGULAR

Part No. **Size** **Color** **Description** **Price**

MAN 1 270 Red C.A. (LHD)

MAN 2 300 Green C.A. (LHD)

MAN 3 300 Red C.A. (LHD)

MAN 4 300 Yellow C.A. (LHD)

MAN 5 300 Orange C.A. (LHD)

MAN 6 300 Blue C.A. (LHD)

MAN 7 300 Purple C.A. (LHD)

MAN 8 300 White C.A. (LHD)

MAN 9 300 Clear C.A. (LHD)

MAN 10 300 Clear C.A. (LHD)

MAN 11 300 Clear C.A. (LHD)

MAN 12 300 Clear C.A. (LHD)

MAN 13 300 Clear C.A. (LHD)

MAN 14 300 Clear C.A. (LHD)

MAN 15 300 Clear C.A. (LHD)

MAN 16 300 Clear C.A. (LHD)

MAN 17 300 Clear C.A. (LHD)

MAN 18 300 Clear C.A. (LHD)

MAN 19 300 Clear C.A. (LHD)

MAN 20 300 Clear C.A. (LHD)

INTERSiL

Part No. **Function** **Price**

7051P1 CMOS Precision Timer 14.95

7051P2 Stowatch Chip, XTL 24.95

7106CPL 3 1/2 Digit A/D (LCD Drive) 16.95

1106V/KIT* 1C, Circuit Board, Display 34.95

7107CPL 3 1/2 Digit A/D (LED Drive) 15.95

7108CPL 1C, Circuit Board, Display 29.95

7116CPL 3W Digit A/D LCD DS. HLD 18.95

7117CPL 3 1/2 Digit A/D LED DS. HLD. 17.95

7201DR Low Battery Volt Indicator 2.25

7205JP CMOS LED Stowatch/Timer 12.95

7208P1 Stowatch Chip, XTL 39.95

7206CJPE Tone Generator 5.15

7206V/KIT* Tone Generator Chip, XTL 12.95

7207AIP Oscillator Controller 6.50

7207A/V/KIT* Freq. Counter Chip, XTL 33.95

7208P1 Seven Decade Counter 11.95

7209IPA Clock Generator 1.95

7215IPG 4 Func. CMOS Stowatch, XTL 13.95

7215V/KIT* 4 Func. Stowatch Chip, XTL 19.95

7216J1 8-Digit Univ. Counter C.A. 32.95

7216J11 8-Digit Univ. Counter C.A. 26.95

7216D1P1 8-Digit Freq. Counter C.C. 21.95

7217J1 4-Digit LED Up/Down Counter C.C. 12.95

7217A1P1 4-Digit LED Up/Down Counter CC 14.95

7224A1 4-Digit Univ. Counter DRI 17.50

7226AJL 8-Digit Univ. Counter 31.95

7226AV/KIT* 5 Function Counter Chip, XTL 74.95

7240J1E CMOS Bin Proj. Timer/Counter 4.35

7242J1E CMOS Divide-by-256 R Timer 2.05

7250C CMOS Dec. Up/Down Counter 7.50

7260J1E CMOS BCD Proj. Timer/Counter 5.25

7555A1E CMOS 555 Timer (8 pin) 1.45

7555IPD CMOS 555 Timer (14 pin) 2.20

7611C CMOS Op Amp Comparator 5MV 2.20

7612C CMOS Op Amp Ext. Comp. 5MV 2.45

7613C CMOS Dual Op Amp Comp. 5MV 3.95

7615C CMOS Tri. Op Amp Comp. 10MV 5.55

7614CCPD CMOS Quad Op Amp Comp. 10MV 7.50

7615CCPD CMOS Quad Op Amp Comp. 10MV 7.50

7660C1A Voltage Converter 2.95

8083CCPD Waveform Generator 4.95

80481CPE Monolithic Logic/Analog Ref. 21.60

8069CCQ 50ppm Band-GAP Volt Ref. Diode 5.25

8212CA Voltage Ref./Indicator 2.95

8213CA Voltage Ref./Indicator 2.95

74LS

74LS00	.29	74LS192	1.15
74LS01	.29	74LS193	1.15
74LS02	.29	74LS194	1.15
74LS03	.29	74LS195	1.15
74LS04	.29	74LS196	1.15
74LS05	.29	74LS197	1.15
74LS06	.29	74LS198	1.15
74LS07	.29	74LS199	1.15
74LS08	.29	74LS200	1.15
74LS09	.29	74LS201	1.15
74LS10	.29	74LS202	1.15
74LS11	.29	74LS203	1.15
74LS12	.29	74LS204	1.15
74LS13	.29	74LS205	1.15
74LS14	.29	74LS206	1.15
74LS15	.29	74LS207	1.15
74LS16	.29	74LS208	1.15
74LS17	.29	74LS209	1.15
74LS18	.29	74LS210	1.15
74LS19	.29	74LS211	1.15
74LS20	.29	74LS212	1.15
74LS21	.29	74LS213	1.15
74LS22	.29	74LS214	1.15
74LS23	.29	74LS215	1.15
74LS24	.29	74LS216	1.15
74LS25	.29	74LS217	1.15
74LS26	.29	74LS218	1.15
74LS27	.29	74LS219	1.15
74LS28	.29	74LS220	1.15
74LS29	.29	74LS221	1.15
74LS30	.29	74LS222	1.15
74LS31	.29	74LS223	1.15
74LS32	.29	74LS224	1.15
74LS33	.29	74LS225	1.15
74LS34	.29	74LS226	1.15
74LS35	.29	74LS227	1.15
74LS36	.29	74LS228	1.15
74LS37	.29	74LS229	1.15
74LS38	.29	74LS230	1.15
74LS39	.29	74LS231	1.15
74LS40	.29	74LS232	1.15
74LS41	.29	74LS233	1.15
74LS42	.29	74LS234	1.15
74LS43	.29	74LS235	1.15
74LS44	.29	74LS236	1.15
74LS45	.29	74LS237	1.15
74LS46	.29	74LS238	1.15
74LS47	.29	74LS239	1.15
74LS48	.29	74LS240	1.15
74LS49	.29	74LS241	1.15
74LS50	.29	74LS242	1.15
74LS51	.29	74LS243	1.15
74LS52	.29	74LS244	1.15
74LS53	.29	74LS245	1.15
74LS54	.29	74LS246	1.15
74LS55	.29	74LS247	1.15
74LS56	.29	74LS248	1.15
74LS57	.29	74LS249	1.15
74LS58	.29	74LS250	1.15
74LS59	.29	74LS251	1.15
74LS60	.29	74LS252	1.15
74LS61	.29	74LS253	1.15
74LS62	.29	74LS254	1.15
74LS63	.29	74LS255	1.15
74LS64	.29	74LS256	1.15
74LS65	.29	74LS257	1.15
74LS66	.29	74LS258	1.15
74LS67	.29	74LS259	1.15
74LS68	.29	74LS260	1.15
74LS69	.29	74LS261	1.15
74LS70	.29	74LS262	1.15
74LS71	.29	74LS263	1.15
74LS72	.29	74LS264	1.15
74LS73	.29	74LS265	1.15
74LS74	.29	74LS266	1.15
74LS75	.29	74LS267	1.15
74LS76	.29	74LS268	1.15
74LS77	.29	74LS269	1.15
74LS78	.29	74LS270	1.15
74LS79	.29	74LS271	1.15
74LS80	.29	74LS272	1.15
74LS81	.29	74LS273	1.15
74LS82	.29	74LS274	1.15
74LS83	.29	74LS275	1.15
74LS84	.29	74LS276	1.15
74LS85	.29	74LS277	1.15
74LS86	.29	74LS278	1.15
74LS87	.29	74LS279	1.15
74LS88	.29	74LS280	1.15
74LS89	.29	74LS281	1.15
74LS90	.29	74LS282	1.15
74LS91	.29	74LS283	1.15
74LS92	.29	74LS284	1.15
74LS93	.29	74LS285	1.15
74LS94	.29	74LS286	1.15
74LS95	.29	74LS287	1.15
74LS96	.29	74LS288	1.15
74LS97	.29	74LS289	1.15
74LS98	.29	74LS290	1.15
74LS99	.29	74LS291	1.15

LITRONIC-NATIONAL Stick Display Sale

LED NUMERIC ARRAYS

PART NO.	DIGIT RATE (MHz)	FORMAT	Common Cathode/Anode	Overall Size	PRICE	SALE PRICE
NSA100	100 B/Bubble Stick	B B B B B B B B	C	2 1/4" x 2 1/4" x 2 1/4"	1.00	91.00
NSA100	100 B/Bubble Stick	B B B B B B B B	A	2 1/4" x 2 1/4" x 2 1/4"	1.00	91.00
NSA100	100 B/Bubble Stick	B B B B B B B B	C	1 1/2" x 1 1/2" x 2 1/4"	1.00	91.00
NSA100	100 B/Bubble Stick	B B B B B B B B	A	1 1/2" x 1 1/2" x 2 1/4"	1.00	91.00

MULTI-DIGIT LED NUMERIC DISPLAYS

PART NO.	No. of Digits	Format	Common Cathode/Anode	Overall Size	PRICE	SALE PRICE
NSM322	3 No. Digits	B B B	C	80" x 80" x 200"	4.00	31.00
NSM322	3 No. Digits	B B B	A	80" x 80" x 200"	4.00	31.00
NSM322	3 No. Digits	B B B	C	80" x 80" x 200"	4.00	31.00
NSM322	3 No. Digits	B B B	A	80" x 80" x 200"	4.00	31.00

74C

74C00	.39	74C221	1.95
74C01	.39	74C240	2.25
74C02	.39	74C250	1.95
74C03	.39	74C251	1.95
74C04	.75	74C154	3.95
74C05	.75	74C155	3.95
74C06	.39	74C252	2.25
74C07	.39	74C253	2.25
74C08	.39	74C161	1.60
74C09	.39	74C162	1.60
74C10	.39	74C163	1.60
74C11	.39	74C164	1.60
74C12	.39	74C165	1.60
74C13	.39	74C166	1.60
74C14	.75	74C173	1.39
74C15	.75	74C174	1.39
74C16	.75	74C175	1.39
74C17	.75	74C176	1.39
74C18	.75	74C177	1.39
74C19	.75	74C178	1.39
74C20	.75	74C179	1.39
74C21	.75	74C180	1.39
74C22	.75	74C181	1.39
74C23	.75	74C182	1.39
74C24	.75	74C183	1.39
74C25	.75	74C184	1.39
74C26	.75	74C185	1.39
74C27	.75	74C186	1.39
74C28	.75	74C187	1.39
74C29	.75	74C188	1.39
74C30	.75	74C189	1.39
74C31	.75	74C190	1.39
74C32	.75	74C191	1.39
74C33	.75	74C192	1.39
74C34	.75	74C193	1.39
74C35	.75	74C194	1.39
74C36	.75	74C195	1.39
74C37	.75	74C196	1.39
74C38	.75	74C197	1.39
74C39	.75	74C198	1.39
74C40	.75	74C199	1.39

74S

74S00	.45	74S243	3.25
74S01	.45	74S244	3.25
74S02	.45	74S245	3.25
74S03	.45	74S246	3.25
74S04	.45	74S247	3.25
74S05	.45	74S248	3.25
74S06	.45	74S249	3.25
74S07	.45	74S250	3.25
74S08	.45	74S251	3.25
74S09	.45	74S252	3.25
74S10	.45	74S253	3.25
74S11	.45	74S254	3.25
74S12	.45	74S255	3.25
74S13	.45	74S256	3.25
74S14	.45	74S257	3.25
74S15	.45	74S258	3.25
74S16	.45	74S259	3.25
74S17	.45	74S260	3.25
74S18	.45	74S261	3.25
74S19	.45	74S262	3.25
74S20	.45	74S263	3.25
74S21	.45	74S264	3.25
74S22	.45	74S265	3.25
74S23	.45	74S266	3.25
74S24	.45	74S267	3.25
74S25	.45	74S268	3.25
74S26	.45	74S269	3.25
74S27	.45	74S270	3.25
74S28	.45	74S271	3.25
74S29	.45	74S272	3.25
74S30	.45		

Mini Stereo AM/FM Receiver

WITH HEADPHONES — For Joggers, Cyclists, Skaters & Sports Events



Model 2830 List Price \$89.95... **\$34.95**

FEATURES: Lightweight headphones. Left/right balance control. Full fidelity stereo sound. Additional black soft carrying case & shoulder strap. Belt clip (hands free). Operates on 3 AA cell batteries (not incl.). Compact size: 3 1/4" x 4 1/4" x 1". Wt. 6 oz.

Model 2830 List Price \$89.95... **\$34.95**

SPEAKERS



2 1/4" Round — 8 Ohm
25 Watt (4" Leads)
Size: 2 1/4" x 3/4"

2 1/2" Square — 16 Ohm
25 Watt (4 mount, holes)
Large Ceramic Magnet
Size: 2 1/2" x 2 1/2" x 3/4"

Part No. Price
A0201... \$1.25 or 2/1.98

National Semiconductor

RAM SALE

STATIC RAMS

MM2114N-2 4K (20NS)... \$2.49 each
(8 EACH \$19.95/lot) (100 EACH \$195.95/lot)

MM2114N-2L 4K (20NS) Low Power... \$2.95 each
(8 EACH \$19.95/lot) (100 EACH \$225.00/lot)

MM2116P-4 16K (20NS)... \$4.95 each
(8 EACH \$34.95/lot) (100 EACH \$419.95/lot)

MM2116P-4 16K (20NS)... \$9.95 each
(8 EACH \$69.95/lot) (100 EACH \$795.00/lot)

DYNAMIC RAMS

MM4164N-20 64K (20NS)... \$9.95 each
(8 EACH \$69.95/lot) (100 EACH \$795.00/lot)

MM5261N 1K (30NS)... 8/1.95
MM5261N 2K (30NS)... 8/1.95

MM5290N-2 16K (15NS) 4116... \$2.95 each
(8 EACH \$19.95/lot) (100 EACH \$225.00/lot)

MM5290N-4 16K (20NS) 4116... \$1.95 each
(8 EACH \$14.95/lot) (100 EACH \$175.00/lot)

EPROM Erasing Lamp



- Erases 2708, 2716, 1702A, 52030, 5204Q, etc.
- Erases up to 4 chips within 20 minutes.
- Maintains constant exposure distance of one inch.
- Special conductive foam liner eliminates static build-up.
- Built-in safety lock to prevent UV exposure.
- Compact — only 7-1/8" x 2-7/8" x 2"
- Complete with holding tray for 4 chips.

UVS-11E Replacement Bulb... \$16.95

UVS-11E... **\$79.95**

JOYSTICKS

JS-5K 5K Linear Taper Pots... \$5.25

JS-100K 100K Linear Taper Pots... \$4.95

JS-150K 150K Linear Taper Pots... \$4.75

JVC-40 40K (2) Video Controller in case... \$4.95

5 1/4" Mini-Floppy Disc Drive

FOR TRS-80 MODEL II, III (Industry Standard)

Features single or double density. Recording mode: FM, single, MFM. Double density. Power: +12VDC (±0.6V) 1.8 amps max. 5VDC (±0.25V) 0.8 amps max. Unit as pictured at left (tops not incl., case, power supply or cables). 30-page data book included. Size: 5 1/4" x 3 1/2" x 3 1/4"

Part No. Limited Quantity Price

FD200... \$179.95
Single-sided, 40 tracks, 250K bytes capacity

FD250... \$199.95
Double-sided, 35 tracks, 438K bytes capacity

JE215 Adjustable Dual Power Supply

General Description: The JE215 is a Dual Power Supply with independent adjustable positive and negative output voltages. A separate adjustment for each of the supplies provides the user unlimited applications for IC current voltage requirements. The supply can also be used as a general all-purpose variable power supply.

FEATURES:

- Adjustable regulated power supplies, pos. and neg., 1.2VDC to 15VDC.
- Power Output (each supply): 5VDC @ 500mA, 10VDC @ 750mA, 12VDC @ 500mA, and 15VDC @ 175mA.
- Two 3-terminal adj. IC regulators with thermal overload protection.
- Heat sink regulator cooling.
- LED "on" indicator.
- Printed Board Construction.
- 120VAC Input.
- Size: 3 1/2" x 5 x 1-1/16" L x 2 1/8" H

JE215 Adj. Dual Power Supply Kit (as shown)... \$24.95

(Picture not shown but similar in construction to above)

JE200 Reg. Power Supply Kit (5VDC).... \$14.95

JE205 Adapter Brd. (to JE000) ±5, -9 & ±12V... \$12.95

JE210 Var. Pwr. Sply. Kit, 5 15VDC, to 1.5amp... \$19.95

MICROPROCESSOR COMPONENTS

8080A/8080A SUPPORT DEVICES

IN5800A	CPU	4.95
DP8212	8-Bit Input/Output	3.75
DP8214	Priority Interrupt Control	5.95
DP8215	8-Bit Directional Driver	1.95
DP8216	Clock Generator/Driver	4.95
DP8217	Bus Driver	2.49
DP8218	System Controller/Bus Driver	5.95
DP8219	System Controller	5.95
IN5824	I/O Expander for 48 Series	9.95
IN5850	Asynchronous Comm. Element	10.95
DP8220	System Timer (10 USART)	5.95
DP8223	Prog. Interval Timer	8.95
DP8225	Prog. Peripheral I/O (PPI)	5.95
DP8227	Prog. Directional Driver	4.95
DP8229	Prog. Interrupt Control	9.95
DP8275	Prog. CRT Controller	79.95
DP8279	Prog. Keyboard/Display Interface	9.95
DP8280	System Timer Element	3.95
DP8284	8-Bit Bi-Directional Receiver	3.95
DP8287	8-Bit Bi-Directional Receiver	3.95
DP8288	8-Bit Bi-Directional Receiver	3.95
DP8310	Octal Latched Peripheral Driver	5.25
DP8311	Octal Latched Peripheral Driver	5.25

8800/6800 SUPPORT DEVICES

MC6800	MPU	2.95
MC6802CP	MPU with Clock and RAM	14.95
MC6801AP	128x8 Static RAM	4.95
MC6821	Peripheral Interf. Adapter (MC6800)	7.49
MC6822	Priority Interrupt Controller	5.95
MC6830L3	1024x8 Bit ROM (MC6800)	14.95
MC6860	Asynchronous Comm. Adapter	6.95
MC6827	Asynchronous Serial Data Adapter	9.95
MC6860	6800bus Data/IO MODEM	10.95
MC6862	2000ps Data/IO MODEM	12.95
MC6864A	Quad I/O State Bus Trans. (MC6875)	7.25

MICROPROCESSOR CHIPS

Z10 (180C)	CPU (MK380N)	11.95
Z80A (170-1)	CPU (MK380N-1) (MHZ)	13.95
CDP1802	CPU	18.95
6800	MPU	2.95
IDM2901AC	CPU—4-Bit Slice (Com. Temp. Grade)	19.95
MC6502	MPU w/Clock (8Kx Bytes Memory)	11.95
IN5829N-4	MPU—8-Bit (8MHz)	7.95
IN5809N-4	MPU—500ns Chs-8-Bit (128 Bytes RAM)	5.95
IN5804N-4	CPU (26 Bytes RAM)	24.95
IN5807N-4	CPU—64 Bytes RAM	24.95
IN5807N-4	MPU w/8-Bit Micro Interf. Adapter	29.95
PM85	CPU	3.95
TM59600-L	MPU—16-Bit	39.95

1173AN-1 30 Shift Musical MPU Chip... 8.95

DATA ACQUISITION (CONTINUED)

ADC0809CN	8-Bit A/D Converter (8-Ch. Multi.)	5.75
ADC0811CN	8-Bit A/D Converter (16-Ch. Multi.)	6.95
DAC0808CN	10-Bit D/A Conv. Micro Comp. (0.001% Lin.)	8.49
DAC0811CN	10-Bit D/A Converter (0.001% Lin.)	8.49
DAC0808CN	10-Bit D/A Converter (0.001% Lin.)	8.49
DAC0811CN	10-Bit D/A Converter (0.001% Lin.)	8.49
CM0611	10-Bit D/A Converter (0.20% Lin.)	1.19
CM0611	10-Bit D/A Converter (0.20% Lin.)	1.19
5A-1013	8-Ch. Multiplier	6.45
5A-1013	8-Ch. Multiplier	6.45

RAM'S

1101	26x4 Static	1.95
1103	1024x8 Dynamic	4.95
2101 (8111)	26x4 Static	3.95
2102	1024x8 Static	1.75
2112 (8111)	26x4 Static	3.95
2111 (8111)	26x4 Static	3.95
2112	26x4 Static MOS	2.75
2114	1024x4 Static 450ns	4.95
2114L	1024x4 Static 450ns Low Power	2.49
2114-2	1024x4 Static 200ns	2.49
2114-2L	1024x4 Static 200ns Low Power	2.49
MS200	76x8 Static	6.95
4184N (UPD4184)	16K Dynamic 250ns (MM5290N-4)	14.95
4184N-3	16K Dynamic 200ns	14.95
4094N (UPD4094)	8K Dynamic Fully Decoded	4.95
5101	26x4 Static	7.95
MM5951	1024x8 Dynamic Fully Decoded	4.95
MM5952	2x4 Dynamic Fully Decoded	4.95
MM5953	4096x8 Dynamic	4.95
MM5959N (2416)	16K Dynamic 150ns (UPD4184-3)	2.95
MM5963-3A	8K Dyn. 200ns (lower v. or MM5961)	3.49
MS200	76x8 Static 200ns	11.95
8225	64-Bit RAM (8x8x4K)	1.95
UPD4184MK407	8K Dynamic 16-in	4.95
TM5405	1024x4 Static	9.95

PROMS/EPROMS

1702A	2K 1V Erasable PROM	5.95
2708	Character Generator (Lower Case)	9.95
2716	8K EPROM (+5V, +5V, +12V)	9.95
2716Intel (2716)T	8K EPROM (Single +5V)	8.95
2732Intel T1	32K EPROM (Single +5V)	17.95
2764	8K EPROM (450ns) (Single -5V)	7.95
2764C	8K EPROM (Hitachi) (H462764)	49.95
3025	2048 PROM	14.95
82521 (74S184)	32x4 PROM (Open Collector)	14.95
82515	40x8 Bipolar PROM	20.95
82512 (74S128)	32x4 Tri-State Bipolar PROM	31.95
82518	8K EPROM	11.95

Over 30 More PROMS Listed in Our Catalog...

SHIFT REGISTERS

MM5904H	Dual 75-Bit Dynamic	50
MM5924H	Dual 50-Bit Dynamic	50
MM5924H	Dual 100-Bit Dynamic	50
MM5924H	Dual 54-Bit Accumulator	50
MM5924H	26-Bit Accumulator	2.95
MM5924H	108-Bit Serial Data Accumulator	2.95
MM5924H	50x5/8-Bit Dynamic	1.95
MM5924H	Octal 80-Bit	1.95
MM5924H	Octal 80-Bit	1.95
2511N	MOS Dual 200-Bit Static	9.95
262V	Dual 132-Bit Static	2.95
262V	132-Bit Dynamic	9.95
3341PC	Fifo (Dual 8)	6.95

DATA ACQUISITION

DC10	Mostek DC/DC Convert. +5V to -9V	\$2.95
MC3400P	Floppy Disc Read AMP System	5.95
MC1408L1	7-Bit D/A Converter (DAC0808LCN)	4.95
MC1408L3	8-Bit D/A Converter (DAC0808LCN)	5.75
AF100-1CN	Universal Active Filter 2.5k	3.95
AF121-1CN	Touch Tone Low Band Filter	18.95
LM338CZ	Super Gain Op Amp	1.15
LM338Z	Constant Current Source	1.40
LM338Z	Temperature Transducer	1.40
LF398N	JFET Input Op Amp	1.10
LF398N	Sample & Hold Amplifiers	1.95
LM393N	Temp. Comp. Prec. Ref. (5ppm/°C)	2.95
ADC0808LCN	8-Bit D/A Converter (0.20% Lin.)	7.25
ADC0811CN	8-Bit D/A Converter (0.20% Lin.)	7.25

EEPROMS

PWS2107U	Checked & Tested	\$ 9.95 ea.
PWS2107F	New	\$14.95 ea.

Muffin Fan

MU211A	Checked & Tested	\$9.95 ea.
MU211N	New	\$14.95 ea.

KEYBOARDS

MICRO SWITCH 69-KEY KEYBOARD Limited Quantity!
Uses AM15W20350K Chip. Size: 16 1/2" x 5 1/4" x 1 1/4" Metal Frame. Light and dark grey key caps (no data sheet).
Part No. KB69S212-2... \$19.95 each

DATANETICS 74-KEY KEYBOARD Limited Quantity!
Uses EA20134 Chip (Electronic Array). Size: 16 1/2" x 5 1/4" x 1 1/4". White, black, blue, grey key caps. Data sheets not available.
Part No. KB354... \$29.95 each

STACKPOLE 62-KEY ASCII KEYBOARD Standard Stock Item!
SPST Switching (Mechanical). Size: 13 1/2" x 3 1/4" x 1 1/4". Grey key caps. Data sheets are available.
Part No. K-62 (ASCII Encoded Keyboard Kit — JE610K)... \$34.95 each (\$78.95)

MICRO SWITCH 88-KEY KEYBOARD Limited Quantity!
Uses SD 25010K Chip (AM15). Size: 18 1/2" x 5 1/4" x 1 1/4". Dark and light grey key caps. Used in a Dabio 1640 Terminal (schematic avail).
Part No. 88SD22... \$69.95 each

POWER SUPPLIES

POWER SUPPLY — 5VDC @ 1 AMP REGULATED Transaction Tech
Output +5VDC @ 1 amp (also +30VDC) reg. Input 115VAC 60Hz Two-Tone (black/red) well-enclosed case. 6 foot, 3 conductor black power cord. Size: 6 1/2" W x 7 1/2" D x 2 1/4" H — Wt. 3 lbs.
Part No. PS51194... \$19.95 each

POWER SUPPLY — 5VDC @ 1 AMP REGULATED 9 Industries
Output +5VDC @ 1 amp, +30VDC Adjusted. 400mA or less, 30VAC (isolated) @ 1.5 amp. Input 115VAC 60Hz. Circuit breaker reset button. Black self-enclosed case with 4 rubber feet. 6 foot, 3 conductor black power cord. On/Off switch. Size: 6 1/2" W x 7 1/2" D x 3 1/8" H — Wt. 7 lbs.
Part No. PS407D... \$24.95 each

POWER PAC Heavy Duty Multi-Voltage Power Supply — 5VDC, 12VDC & 24VDC
Output +5VDC @ 30A, +12VDC @ 2A, -12VDC @ 4A and +24VDC @ 3A. Input: 115VAC, 7A, 220VAC, 3.5A. Regulation: ±.15% line and load combined. Ripple: 100mV peak to peak (3mV RMS). Overvoltage protection: 5V, +12V, -12V. Overcurrent protection included. Size: 15 1/2" L x 6 1/8" H x 1 1/8" D — Wt. 40 lbs.
Part No. 285-016... \$119.95 each

NEW CATALOG

Mail Order Electronics - Worldwide

ameco ELECTRONICS

NEW! Telex Number 166043

1355 SHOREWAY ROAD, BELMONT, CA 94002

PHONE ORDERS WELCOME — (415) 592-8097

Spec Sheets — 25¢ each
Send 8¢ Postage for your
FREE 1982 JAMECO CATALOG
Prices Subject to Change

BOOKS

30001	National Semiconductor — Interasil — Interil	\$6.95
30002	National CMOS Data Book (540 pages) 74C, CD4000, and A/D Converters	\$6.95
30003	National Interface Data Book (706 pages) DP, DS8000, DS5300, DS7500, etc.	\$11.95
30004	National Linear Data Book (1376 pages) LM, LF, ADC, DAC, LH Series	\$4.95
30005	National Series Board — Board Level Computer (224 pages) — 8028 page) 7400, LS, LHS, and DM8000 Series	\$8.95

30006 Above (3) 30001, 3.5 as set \$24.95/lot

010400 Intel Component Data Catalog... \$14.95

205610 National TTL Logic Data Book (9 mb./ml. products (1328 pages) Full data sheets; notes for Intel peripheral device components (564 pages) \$9.95

AC and DC Wall Transformers

Part No. Price

DC6912	With Universal Plug and 9V Battery Supply	\$14.95
--------	---	---------

Selective voltages: 5.0, 12VDC. Polarity selection (+/-). six-foot line from adapter to battery snap. 120V/60Hz. 300mA

Part No.	Input	Output	Price
AC 250	117V/50Hz	12VAC 250mA	\$3.95
AC 300	117V/60Hz	12VAC 300mA	\$3.95
AC1000	117V/60Hz	12VAC 1 amp	\$5.95
AC1700	117V/60Hz	9VAC 1.7 amp	\$3.95
DC 300	120V/60Hz	8VDC 300mA (bat. charger)	\$3.95
DC6912 (above)	120V/60Hz	9VDC 300mA	\$9.95
UG2920	117V/60Hz	9VDC 200mA	\$3.25
UG2920	120V/60Hz	9VDC 200mA	\$3.95
DC1200	120V/60Hz	12VDC 300mA	\$2.95

CONNECTORS

DB25P D-Subminiature Plug... \$2.95

DB25S D-Subminiature Socket... \$3.50

DB2418-2 Screw Lock Hdw. (2) DB25S/P... \$2/99

DB251226 Cover for DB25P/P... \$1.75

22/445E P.C. Edge (22/44 Pin)... \$2.95

UG88/U BNC Plug... \$1.79

UG89/U BNC Jack... \$3.79

UG175/U UHF Adapter... \$4.49

SO235 UHF Panel Recp... \$1.29

PL258 UHF Adapter... \$1.60

PL259 UHF Plug... \$1.60

UG26/U BNC Plug... \$1.79

UG1094/U BNC Bulkhead Recp... \$1.29

TRS-80 16K Conversion Kit

Expand your 4K TRS-80 System to 16K

Kit comes complete with:

- 8 ea. MM5290 (UPD4164116) 16K Dyn. Ram (*ms)
- Documentation for conversion

TRS-16K2 *150ns... \$16.95

TRS-16K3 *200ns... \$19.95

TRS-16K4 *250ns... \$14.95

Mostek DC/DC Converter

+5 VOLTS TO -9 VOLTS

Input: +5V, Output: -9V (regulated) @ 30mA

DC10... \$2.95 ea. or 2/\$4.95

JE610 ASCII Encoded Keyboard Kit

The JE610 ASCII Keyboard Kit can be interfaced into most any computer system. The kit comes complete with an industrial grade keyboard switch assembly (62-keys), IC's, sockets, connector, electronic components and a double-sided printed wiring board. The keyboard assembly requires +5V @ 150mA and -12V @ 10 mA for operation. Features: 60 keys generate the 126 characters, upper and lower case ASCII set, fully buffered. Two user-definable keys provided for custom applications. Caps lock for upper-case-only alpha characters. Utilizes a 2376 (40-pin) encoder read-only memory chip. Outputs directly compatible with TTL/DTL or MOS logic arrays. Easy interfacing with a 16-pin dip or 18-pin edge connector. Size: 3 1/2" H x 14 1/2" W x 8 3/4" D

JE610/DTE-AK (After assembled as pictured above)... \$124.95

JE610 Kit 62-Key Keyboard, PC Board, & Components (no case)... \$ 79.95

K62 62-Key Keyboard (Keyboard only)... \$ 34.95

DTE-AK (case only — 3 1/2" H x 14 1/2" W x 8 3/4" D)... \$ 49.95

JE212 — Negative 12VDC Adapter Board Kit

For JE610 ASCII KEYBOARD KIT

Provides -12VDC from incoming 5V DC... \$9.95

JE600 Hexadecimal Encoder Kit

FULL 8-BIT LATCHED OUTPUT 19-KEY KEYBOARD

The JE600 Encoder Keyboard Kit provides two separate hexadecimal digits produced from sequential key entries to allow direct programming for 8-bit microprocessor or 8-bit memory circuits. Three additional keys are provided for user operations with one having a bistable output available. The outputs are latched and monitored with 9 LED readouts. Also included is a key entry strobe. Features: Full 8-bit latched output for microprocessor use. Three user-definable keys with one being bistable operation. Debounce circuit provided for all 19 keys. 9 LED readouts to verify entries. Easy interfacing with standard 16-pin IC connector. Only +5VDC required for operation. Size: 3 1/4" H x 8 1/2" W x 8 3/4" D

JE600/DTE-HK (After assembled as pictured above)... \$99.95

JE600 Kit 19-Key Hexadec. Keyboard, PC Board & Cmts. (no case)... \$59.95

K19 19-Key Keyboard (Keyboard only)... \$14.95

DTE-HK (case only — 3 1/4" H x 8 1/2" W x 8 3/4" D)... \$44.95

Radio Shack Parts Bring Your Ideas to Life!

No Waiting! • No Minimum Order! • Low Prices!

Solar Power Demo Kit



995

- Ready to Use
- Ideal for Models

A top-quality solar cell pre-wired to a precision DC motor—ready for your creative ideas! Great for building into model windmills, boats, radiometers and more. Includes miniature propeller, color wheels, illustrated booklet 277-1201 . . . **9.95**

Now That It's Working . . .



A 995


B 695

Dress up that special project! Both of these deluxe enclosures feature vented steel top, easy-to-work aluminum chassis, removable rubber feet and great-looking "TRS-80 gray" styling.

Fig.	Size	Cat. No.	Each
A	3 1/4 x 7 1/2 x 5 7/8"	270-229	9.95
B	2 1/2 x 5 1/8 x 4 9/16"	270-228	6.95

Here's a Fast, Easy Way To Design and Build!

Design and Debug Your Circuit On a Socket, Transfer It to the PC Board



- A Pre-Drilled PC Board.** Holes match sockets (**B** and **C**) for easy transfer. 2 1/4 x 5 7/8 x 1/8", with 0.3" DIP center. 550 connection points. **276-170 . . . 3.29**
- B Modular IC Breadboard Socket, DIP center.** These boards snap together for larger projects and accept 30 to 25-gauge solid wire. Two buses, 550 indexed connection points. 2 1/4 x 8". **276-174 . . . 11.95**
- C Modular IC Breadboard Socket.** As above, but with 270 indexed connection points. 2 1/4 x 3 5/8". **276-175 . . . 6.95**
- D Accessory Panel.** Snaps into interlock groove of **B**. Allows you to mount controls, switches and read-outs. 5 1/4 x 2 1/4". **276-171 . . . 1.99**

Engineer's Notebook II

Only **249**



By Forrest Mims III

Gives you practical circuits for most analog and digital ICs. A wealth of information, presented in an easy-to-read format. 128 pages. Punched for three-ring binder. **276-5002 . . . 2.49**

Computer Connectors

Solderless, Reusable Type




Fig.	Description	Cat. No.	Each
A	D-Sub Male for RS-232	276-1559	4.99
B	25-Pin D-Sub Female	276-1565	4.99
C	40-Position Card-Edge	276-1558	4.95
D	34-Position Card-Edge	276-1564	4.95

TV Horizontal Output Transistor



795

TO-3 Case

25C1308. Top-quality NPN replaces ECG-238, GE-38, SK-3115 in many 19" color sets. With insulator, bushings. Why pay more? **276-2055 . . . 7.95**



Joystick Pot

495

Includes Mounting Template

Great for video games, computers, radio control and more! Twin 100,000-ohm linear pots. 1" long control. **271-1705 . . . 4.95**

SPDT DIP Relay

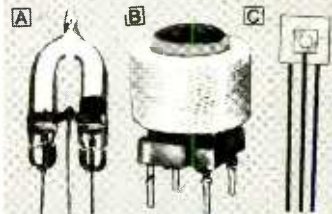


299

Contacts Rated 1 Amp at 125VAC


5VDC, 56-Ohm Coil. Sensitive. Sub-mini size and ideal for PC board or DIP socket mounting. 3/8 x 1/2 x 7/16". **275-216 . . . 2.99**

Photo Bargains!



- A Xenon Strobe Flashtube.** Bright, long-life. Great for projects or replacement use. Trigger voltage: 4kV Anode: 300V maximum. 200V min. With specs **272-1145 . . . 2.99**
- B 4kV Trigger Coil.** Use with flashtube (above). Requires 200-300VDC primary source. With wiring diagrams. **272-1146 . . . 1.49**
- C LASCR Photo Detector.** Fast response makes it ideal for "slave" photoflash units. TO-92 case. **276-1095 . . . 1.99**

Mercury Switch



89¢

This submini gravity-actuated switch is ideal for tamper alarms, position detecting and more. Rated 100 milliamps at 24VDC. **275-025 . . . 89¢**

Micronta® Test Equipment Values



A 1995

B 3495

- A Digital Logic Probe.** Simplifies digital troubleshooting by indicating high, low or pulsed logic states with LEDs. Powered by circuit under test. **22-301 . . . 19.95**
- B 27-Range VOM.** Measures AC/DC volts, ohms, DC milliamps, decibels. Big 4" mirrored scale. 30,000 ohms per volt DC sensitivity. With leads, manual. Requires "AA" and 9V batteries. **22-203 . . . 34.95**



Micro Test Clips



149

Pkg. of 2

Insulated

Spring action—ideal for testing on hi-density PC boards. 1 1/2" long. Solder type. One red, one black. **270-370 . . . Pkg. of 2/1.49**

Binding Post Set



139

Pkg. of 2

Secure contact with push-to-release. Accept up to 14-gauge wire. Includes one red, one black. **274-660 . . . Pkg. of 2/1.39**

IC Protector Mat



Only **89¢**

5 x 5" conductive foam mat protects sensitive ICs from static charges. Pays for itself with the first chip it saves! **276-2400 . . . 89¢**

'Phone Adapters



- A 1/4" Stereo Phone Jack to 1/8" Stereo Phone Plug.** Use standard stereo headphones with the new mini portables. **274-366 . . . 2.59**
- B 1/8" Stereo Jack to 1/4" Stereo Plug.** Use "mini" headphones with std. jacks. **274-367 . . . 2.39**

5-Volt Reed Relay

Only **99¢**



DPST contacts rated 0.5 amp at 125VAC. 5-volt, 180-ohm coil. PC board mountable. **275-228 . . . 99¢**

DC Microammeter



Cut 33%
Reg. 8.95
595

0 to 50 Microamps DC. Precision jeweled movement and easy-to-read face. **270-1751 . . . Sale 5.95**

Radio Shack®

A DIVISION OF TANDY CORPORATION • OVER 8200 LOCATIONS IN 76 COUNTRIES

Retail prices may vary at individual stores and dealers

Computer Mart

RATE: Ads are 2" by 3". 1 insertion: \$550.00. 6 insertions: \$525.00 ea. 12 insertions, \$500.00 ea. Closing date: 1st of the 2nd mo. preceding cover date. Send order and remittance to Computer Mart, POPULAR ELECTRONICS, 1 Park Ave., N.Y., N.Y. 10016. Direct inquiries to (212) 725-4216.

TRS-80 DISCOUNT COMPUTERS



CALL US LAST for the **LOWEST** price!

918-825-4844

it will be worth the call!

AMERICAN BUSINESS COMPUTERS
118 S. MILL ST. PRYOR, OK. 74361

CIRCLE NO. 124 ON FREE INFORMATION CARD

NEC:



COMMODORE VIC \$CALL

**APPLE, ALTOS, HP & XEROX
RCA VP-3501 Videotex
Data Terminal CALL \$**

Terminals
Adds. Hazeltine, Televideo
Calculators
H.P. & Sharp
Video Recorders
Mitsubishi (MGA), RCA & Sony
Scotch
Data Diskettes & VCR Tapes

Mail Order: FUTRA COMPANY
P.O. Box 4380-P, Torrance, CA 90510
(213) 328-8951 (800) 421-5006

Retail: OMC
20695 S. Western Ave #124,
Torrance, CA 90501

TWX 910 349-6211 AGENFTRA TRNC

CIRCLE NO. 127 ON FREE INFORMATION CARD

CROSS ASSEMBLERS WRITTEN IN FORTRAN IV

NOW AVAILABLE: two different cross-assemblers for each of the following microprocessors:
6800 6801 6805 6809 68000 8080 85 6502 1802

- Two-pass assembly, w/forward references
- Manufacturer's complete instruction set
- Long error messages, free-format input
- Written in 1966 ANSI standard FORTRAN IV
- "Industrial" Macroassemblers also feature macros, conditional assembly, relocatable object code

(Target Machine(s))	"INDUSTRIAL" MACRO-ASSEMBLERS	"HOBBYIST" ASSEMBLERS
6809 or 6502	\$400.00	\$200.00
Other 8-bit	350.00	150.00
16-bit	500.00	250.00

Prices include source code on tape and in printed form. User's Manual, shipping (USA), and program support. All programs shipped from stock.

*** SPECIAL ON PREPAID ORDERS. Same-day EXPRESS MAIL shipping, for no extra charge. Call today—your program will arrive tomorrow!

IDI INTELLIGENT DEVICES, Inc.
P.O. Box 163
Dillon, Colorado 80435
(303) 468-0112

CIRCLE NO. 130 ON FREE INFORMATION CARD

LOWEST POSSIBLE PRICES BEST POSSIBLE WARRANTY



model III 16K
\$839



color computer 4K
\$310

CALL TOLL FREE 1-800-343-8124

computer plus 245A Great Road
Littleton, MA 01460
617 • 486 • 3193

Write for your free catalog.
TRS-80 is a registered trademark of Tandy Corp.

CIRCLE NO. 125 ON FREE INFORMATION CARD

5 1/4" Floppy Disk Drives

(Direct IBM Plug in)

TANDON Model TM 100-1 } \$219.95 ea.
CDC Model 9409 } \$219.95 ea.
2 or more — \$214.95 ea.*

Zenith Monitor \$119.95

We also stock TM-100-2's, the TM 602S, 603S, and the 603E Winchester Drives.

CALL NOW - TOLL FREE

800-824-7888 all states except CA.
800-852-7777 for CA residents.
Ask for Operator #99.

MC/VISA or C.O.D. with certified check or money order. Kansas residents add 3% sales tax.

*Plus shipping
For info call 316-683-9225
316-685-9445

gb computer systems
923 Longfellow Street
Wichita, KS 67207

CIRCLE NO. 128 ON FREE INFORMATION CARD

LEO ELECTRONICS, INC.
8921 S. Sepulveda #208
Los Angeles, CA 90045
(213) 641-3101 (800) 421-2418

WHY PAY MORE? SAVE MONEY! LOWEST PRICES ON PARTS!

EPROMS		REGULATORS	
2708	2.60	7805	75
2716	4.00	7812	75
2716-1(350ns)	6.50	7815	75
TMS 2716	6.00	7905	85
2732	12.00	7912	85
2532	12.00	7915	85

RAMS		MICROPROCESSORS	
4116(200ns)	8/13.00	Z-80A-CPU	5.50
4116(150ns)	8/16.00	8080A	3.00
2114(200ns)	8/18.00	8085A	7.00

TERMS: Check, Visa, Mastercard. Call for C.O.D. U.S. Funds only. California Residents add 6% Sales Tax.
SHIPPING: Add \$2.00 for Ground \$5.00 for Air
**ALL MAJOR MANUFACTURERS
ALL PARTS 100% GUARANTEED**

CIRCLE NO. 131 ON FREE INFORMATION CARD


SUPER BARGAIN CP/M SINGLE BOARD COMPUTER - \$390.00

The popular VP Series Z80 Industrial Quality Computer is now available unassembled for OEM's, Clubs etc.. Assemble as many as you want for a one time fee. Wirewrap or PC board versions. CP/M 2.2 and 1K EPROM monitor runs all CP/M Software. Specifications: Z80 CPU, 3 RS232 Serial Ports, 4 Counters-Timers, 4 Channel DMA, Soft Sector Disk Controller, Video Controller (80X25), 8K EPROM, 64K-256 RAM, Clock Calendar chip, Printer Port, Keyboard Port, over 64 Parallel I/O lines, or board regulators. Expansion area and Expansion Interface connector. The one board computer that does it all!

DATA WORLD INCORPORATED
8061 Watson Road
St. Louis, MO 63119
(314) 961-2229
Contact: KENNETH TAGGART.

CIRCLE NO. 126 ON FREE INFORMATION CARD

Sinclair ZX81 Software on cassette.



MULTIFILE Data Storage System A versatile multi-purpose filing system for 16K ZX81. Menu-driven. The number, size and heading of files are user-definable. Files may be created, modified, replaced and searched and are protected by a security lock. Output to ZX printer is provided. MULTIFILE is supplied on cassette, with three blank cassettes for data storage, and packed in an attractive permanent storage case. Supplied with extensive documentation describing applications for both business and personal use. **\$29.95**

ZXAS Machine Code Assembler (16K) \$9.95
ZXDB Machine Code Disassembler/Debugger (16K) \$9.95
ZX CHESS: Your choice of 7 levels of play, white or black, set up any position to be analyzed, change levels of play during a game, swap sides, and more (16K) \$24.95
INVADE! Ten levels of play (16K) \$9.95
STARTRK Trek across the galaxy (16K) \$9.95
ADVENTURE: Damsel and the Beast! (16K) \$14.95
1K PROGRAM PACK, B Compact, entertaining programs \$9.95
16K PROGRAM PACK, F Four entertaining programs \$9.95
10 EXCITING ZX81 PROGRAMS \$14.95

Books
30 Programs for the ZX81 (1K) \$14.95
Understanding Your ZX81 ROM \$19.95
ZX81 ROM Disassembly Part A \$14.95
Full replacement warranty all tapes.
Write for our FREE SOFTWARE CATALOGUE for ZX81

GLADSTONE
Gladstone Electronics 901 Fuhrmann Blvd. Buffalo, NY 14203
Telephone Orders (716) 849-0735 VISA/MC No C.O.D.s please
Mail Orders: Send check, money order, Visa or MC number. \$1.50 per order handling.

CIRCLE NO. 129 ON FREE INFORMATION CARD

UV EPROM ERASER



\$49.95

- ERASES ALL UV ERASABLE EPROMS (2708, 2716, 2564, etc.)
- QUICK FIFTEEN MINUTES ERASE TIME
- ERASES OVER FIFTEEN EPROMS AT A TIME
- LAMP LIFE, 7700 HOURS
- INDUSTRIAL MODEL #8650
- INDUSTRIAL MODEL WITH TIMER & SAFETY INTERLOCK SWITCH #9750 (Rugged steel enclosure with bottom drawer)

THE BEST 6809 SINGLE BOARD COMPUTER AVAILABLE

- floppy controller
- 512K computer
- printer port
- auto JSC file
- RS-232 port
- full documentation

PRICE: \$389.00

FOR THE SS-50 AND S-100 BUS
ASSEMBLED, TESTED, 48 HOUR BURN-IN, 90 DAY WARRANTY

2716 EPROMS 250 for \$4.95 DIRECT FROM FACTORY
SS-50 6800 CPU CARD: 1MHZ \$148.00 2MHZ \$186.00
RS-232 INTELLIGENT EPROM PROGRAMMER... \$486.00
Programs: 2716, 2516, 2532, 2732, 8748, 8749

ANTISTATIC FOAM 4" x 8" \$3.95

WE ACCEPT VISA, MASTERCARD, C.O.D. CHECKS
PHONE ORDERS (305) 776-5870
TWX: 510-865-0408 • Engineering Hot-Line: (305) 874-0867
LOGICAL DEVICES INC.
781 W OAKLAND PARK BLVD • FT LAUDERDALE, FLORIDA 33311
ADD \$3.00 SHIPPING, \$2.00 C.O.D. CHARGES

CIRCLE NO. 132 ON FREE INFORMATION CARD



**NOW!
176K
TOTAL
RAM**

For the '89

- 3 MP/M II[®] Compatible Banks
 - "Invisible Disk" CP/M[®]
- Software Included

Only **\$595.00**

MAGNOLIA
MICROSYSTEMS

2264 - 15th AVE. W • SEATTLE, WA 98119
(206) 285-7266 (800) 426-2841

CP/M[®] & MP/M II[®] are registered trademarks of Digital Research, Pacific Grove, CA.

CIRCLE NO. 133 ON FREE INFORMATION CARD

DISKETTES CASSETTES

Error-Free 5 1/4-inch Diskettes (MD-5) single-sided, soft sector, single or double density, reinforced hub.


Item	Qty 10	Qty 50
MD-5	\$25.00	\$110.00
C-10	\$ 7.50	\$ 32.50
C-20	9.00	39.00
C-60	11.50	50.00
C-90	15.00	70.00

UPS SHIPPING INCLUDED
in Continental USA
CA Customers add taxes

MICROSETTE

475 Ellis St., Mt. View,
CA 94043 (415) 968-1604

CIRCLE NO. 134 ON FREE INFORMATION CARD




OAE's PP-Series EPROM Programmers plug directly into any vacant EPROM socket and allow you to transfer data directly from RAM to EPROMs. No additional power supplies are required. All timing & control sequences are handled by the programmer. Each unit includes internal DC to DC switching regulator, ZIF socket and 4 ft. ribbon cable terminated with a 24 pin plug. Programmers are available for all EPROMs from 2708's thru 2532's.

Oliver Advanced Engineering, Inc.
676 W. Wilson Ave., Gendale, CA 91203
(213) 240-0080 or Telex 194773
PP SERIES PROGRAMMERS

CIRCLE NO. 135 ON FREE INFORMATION CARD

Save On TRS-80™ Computers



For the best deals on TRS-80 Computers, we have **SPECIAL DISCOUNTS, FREE SHIPPING** and a **TOLL FREE ORDER NUMBER.**

Pan American Electronics

1117 Conway • Mission, TX 78572
Telex Number 767339

Toll Free Order Number 800/531-7466

Texas & Principal Number 512/581-2766

TM - Trademark of Tandy Corporation

CIRCLE NO. 136 ON FREE INFORMATION CARD

Professional REAL ESTATE SOFTWARE

for APPLE, TRS 80 & CPM SYSTEMS

• PROPERTY MANAGEMENT SYSTEM: \$375

- Tenant History
- Late Rent Report
- Vacancy Report
- Income Report
- Auto Late Charge
- Returned Checks
- Operating Stmt
- Building Reports
- Utilities Report
- Tax Expense Report
- Prints Checks
- Prints Receipts

• PROPERTY LISTINGS/COMPARABLES: \$325

- SCREEN BY —
- 22 Items/Listing
 - 1000 Listing/Disk
 - Listing Memo Field
 - Max/Min Price
 - Units/Zone/City
 - Max Price/Income
 - Max Price/Sq Foot
 - Min Cashflow

• REAL ESTATE ANALYSIS MODULES: \$50/Module

- Home Purchase
- Income Prop Analysis
- Property Sales
- Construction Cost/Profit
- Tax Deferred Exchange
- APR Loan Analysis
- Loan Amortization
- Depreciation/ACRS Analysis

• WORD PROCESSOR — MAGIC WAND: \$265



All Computer Stores Everywhere
or Order CDD Direct
Cal Residents add 6% Sales Tax
(213) 572-9419

Suite E, 1116-8th Street, Manhattan Beach, CA 90266

CIRCLE NO. 137 ON FREE INFORMATION CARD

ONE STOP FOR SINCLAIR ZX81 SOFTWARE

**WRITE FOR FREE
CATALOG AND FREE
PROGRAM LISTING
OF MASTERMIND**

SOFTSYNC, INC.

P.O. Box 480, Murray Hill Station,

New York, N.Y. 10156

(212) 685-2080

CIRCLE NO. 138 ON FREE INFORMATION CARD

SUPER SALE EPROM's

1-7 8 up 50 up

2716 (450nS, 5V) \$3.95 \$3.55 CALL

2732 (450nS, 5V) 7.85 6.95 CALL

2K x 8 CMOS RAM

1-7 8 up 50 up

6116P-3 (150nS) \$7.50 \$7.20 CALL

16K RAM EXPANSION KIT

For TRS-80 Model III

Set of 8 pieces UPD416C-2 (200nS) \$12.95

Data furnished with purchase on request

MISC

ADC0809 (Analog/Digital Counter)

8 bit/8 channel multiplexer \$4.20

EPROM 2716-1 (350nS, 5V) \$7.20



SUNTRONICS CO., INC.

12621 CRENSHAW BOULEVARD
HAWTHORNE, CALIFORNIA 90250

STORE HOURS: 10:00 AM - 6:00 PM, 7 days a week

IN CALIFORNIA OUTSIDE CALIFORNIA TOLL FREE

(213) 644-1149 1-800-421-5775

Min Order: \$10 P.H. \$2 Accept VISA, Mastercard, Check or M.O.

TRS-80 COMPUTERS

Model II 64k	\$3288
Model III 16k	\$825
Model III 48k 2 Drives RS232	\$2069
Color Computer 4k Level I	\$308
Color Computer 16k Extended Basic	\$459

EPSON Printers \$CALL

All printers and accessories in stock

Discount Prices

on full line of Radio Shack & TCS Custom Computers and Accessories. Call for catalog

Texas Computer Systems

P.O. Box 1327 Arlington, Texas 76004-1327

TOLL FREE 800-433-5184

Texas Residents 817-274-5625

PAYMENT: Money order, cashier's check or certified check. Prices reflect 3% cash discount. Call for VISA and Mastercard prices.

CIRCLE NO. 139 ON FREE INFORMATION CARD

★MICROCOMPUTER★ BUSINESS SOFTWARE

MEDICAL MGMT...
DENTAL MGMT...
INSURANCE AGENT
LEGAL BILLING....
PROPERTY MGMT..
AND MUCH MORE !

UNIVAIR INTERNATIONAL

10327 Lambert International Airport
ST. LOUIS, MISSOURI U.S.A. 63145

(314) 425-1099

CIRCLE NO. 140 ON FREE INFORMATION CARD

Electronics Classified

CLASSIFIED RATES: Per Word, 15 Word Minimum. **COMMERCIAL:** \$3.50. **EXPAND-AD:** \$5.25. **DISPLAY:** 1" x 2 1/4", \$425.00. 2" x 2 1/4", \$850.00. 3" x 2 1/4", \$1,275.00. Ads set in all bold type @ 20% premium. Ads set with background screen @ 25% premium. **GENERAL INFORMATION:** Frequency rates and prepayment discounts available. Payment must accompany order except credit card—Am. Ex., Diners, MC, VISA (include exp. date)—or accredited ad agency insertions. Copy subject to publisher's approval; must be typewritten or printed. First word set in caps. Advertisers using P.O. Boxes MUST supply permanent address and telephone number. Orders not acknowledged. They will appear in next available issue after receipt. Closing date: 1st of the 2nd month preceding cover date (e.g., Mar. issue closes Jan. 1). Send order & remittance to: Classified Advertising, Popular Electronics Magazine, 1 Park Avenue, New York, NY 10016. Direct inquiries to Rose Lynch, (212) 725-7686.

FOR SALE

GOVERNMENT and industrial surplus receivers, transmitters, snooperscopes, electronic parts, Picture Catalog 25 cents. Meshna, Nahant, Mass. 01908.

ELECTRONIC PARTS, semiconductors, kits. FREE FLYER. Large catalog \$1.00 deposit. BIGELOW ELECTRONICS, Bluffton, Ohio 45817.

SAVE UP TO 50% on name brand test equipment. Free catalog and price list. Salen Electronics, Box 82, Skokie, IL 60077.

TELETYPE EQUIPMENT: Copy Military, Press, Weather, Amateur, Commercial Transmissions. Catalog \$1.00. WEATHER-MAP RECORDERS: Copy Satellite Photographs, National-Local Weather Maps. Learn How! \$1.00. Atlantic Sales, 3730 Nautilus Ave., Brooklyn, NY 11224. Phone: (212) 372-0349.

BUILD AND SAVE. TV EARTH STATION. DETECTIVE ELECTRONICS. Video Recorders, Color Cameras, advanced Telephone Projects. BROADCAST Electronics. 50 page color catalog of unusual electronic projects AIR MAILED \$3.00; with 3 hour audio cassette dramatization of our catalog \$5.00. Don Britton Enterprises, PO Drawer G, Waikiki, Hawaii 96815.

POLICE/FIRE SCANNERS, crystals, antennas, CBs, Radar Detectors. HPR, Box 19224, Denver, CO 80219.

PRINTED CIRCUIT supplies, chemicals, tools, artwork, plating solutions. Major credit cards. Catalog \$2.00, refundable. CIRCOLEX, Box 198, Marcy, NY 13403.

RECONDITIONED TEST EQUIPMENT \$1.00 for catalog. WALTER'S TEST EQUIPMENT, 2697 Nickel, San Pablo, CA 94806, (415) 758-1050.

NEW ELECTRONIC PARTS. Continuously stocked. Stamp brings catalog. Daytapro Electronics, 3029 N. Wilshire Ln., Arlington Hts., IL 60004.

ELECTRONIC CATALOG. Over 4,500 items. Parts, & components. Everything needed by the hobbyist or technician. \$2.00 postage & handling (United States Only), refundable with first \$15.00 order. T & M Electronics, 472 East Main St., Patchogue, NY 11772. (516) 289-2520.

PRINTED CIRCUIT BOARDS, your artwork. Quick delivery. Reasonable. Atlas Circuits, Box 892, Lincoln, NC 28092. (704) 735-3943.

Telephone Listening Device

Record telephone conversations in your office or home. Connects between any cassette or tape recorder and your telephone or telephone LINE. Starts automatically when phone is answered. Records both sides of phone conversation. Stops recorder when phone is hung up. This device is not an answering service.



Each \$19.95
Qty. Disc Avail.

Super Powerful Wireless Mic

10 times more powerful than other mics. Transmits up to 1/4 mile to any FM radio. Easy to assemble kit. 15V battery (not incl.). Call (305) 725-1000 or send \$19.95 + \$1.00 shipping per item to USI Corp., P.O. Box PE-2052, Melbourne, FL 32901. COD's accept. For catalog of transmitters, voice scramblers and other specialty items, enclose \$2.00 to USI Corp.

ROBOT KITS, PARTS, MATERIALS, BOOKS. Send \$3 for subscription to catalog and newsletter. ROBOT MART, 19 West 34th St., New York, NY 10001.

SATELLITE TELEVISION... HOWARD/COLEMAN boards to build your own receiver. For more information write... ROBERT COLEMAN, Rt. 3, Box 58-APE, Travelers Rest, S.C. 29690.


UHF GATED PULSE SUPPRESSED KIT \$39.00. UHF SINEWAVE SUPPRESSED KIT, \$37.00. Both include parts, manual, and Etched Board. Manual only \$4.60. Catalog \$2.00. J&W Electronics, P.O. Box 61, Cumberland, RI 02864.

Satellite TV

FOR THE HOME

Sick of Network TV?

Our receiver lets you get over 75 channels of television directly from earth-orbiting cable TV satellites: HBO, Showtime, super stations, sports and movies worldwide.



We don't just sell information! We Manufacture Hardware!

From offshore oil rigs, data links to hotels and backyard installations, we wrote the book. Constantly updated, our 94 Page technical information book and catalog gives you all the facts. Inexpensive dishes, feeds, telemetry software, kits and more. Recommended reading by NASA, The Office of Consumer Affairs and quality companies like Rockwell/Collins. Send \$7.95 today!



CALL 24-hr. C.O.D. Hotline (305) 339-7600

SPACECOAST
RESEARCH CORPORATION
P.O. Box 442-A, Altamonte Spgs, FL 32701

RF POWER TRANSISTOR - TUBE CATALOG FREE. MRF453/MRF455A/SK1451 - \$14.00; MRF454/SRF2072/MRF2769 - \$17.00; MRF245/MRF247 - \$27.00; 2N4048 - \$6.20; Exclusive Repair Center for PALOMAR PRIDE, etc. Westcom, 1320 Grand, San Marcos, CA 92069. (714) 744-0728.

Latest microstrip model of the "original"

MICROWAVE TV SYSTEM KIT

- LT-13 Down Converter with Preamp
- 16 dBi Slotted Antenna
- Deluxe Power Supply Kit
- All Coaxial Cables Included
- 2000 - 2600 MHz Tuning Range

LAB-TRONICS, INC.
P.O. Box 171
Rogers, MN 55374
612-428-4226

Buy Gov't Surplus

Send 60¢ For Big Bargain Catalog

1000's Of Bargains! Surplus, Excess Inventory, Brand Name New Equipment

COMPRESSORS • WINCHES • GEAR MOTORS
TELEPHONES • WELDERS • POWER PLANTS
SURVEYING INSTRUMENTS • ELECTRONICS
FIRE/BURGLAR ALARMS • TAMI GUNS
TAPES • BINOCULARS • TOOL BOXES
HYDRAULICS • AIR TOOLS • PUMPS

SURPLUS CENTER Box 82209-PE Lincoln, Nebraska Zip Code 68501

SATELLITE TELEVISION INFORMATION \$4. Build or buy your Earth Station. Satellite Television, RD 3, Oxford, NY 13830.

FREE CATALOG 99 cent kits. Parts. Bargains Galore! ALL-KIT. 434 West 4th St., West Islip, New York 11795.

FREE KIT CATALOG contains test equipment. Phone 415-447-3433. DAGE SCIENTIFIC INSTRUMENTS, Box 1054P, Livermore, CA 94550.

SOUND SYNTHESIZER KITS — Surf \$19.95, Wind \$19.95, Wind Chimes \$24.95, Musical Accessories, many more. Catalog free. PAIA Electronics, Box J14359, Oklahoma City, OK 73114.

RESISTORS, 1/4W, 1/2W, 5% C.F. 3cea., 1% Metal films. NO MINIMUMS, Cabinet Assortments, Quantity Discounts. Details from: JR INDUSTRIES, 5834-E. Swancreek, Toledo, OH 43614.

VARIETY ELECTRONIC SURPLUS parts and pieces. Monthly picture flyer. Send \$2.00 for 6 issues. Star-Tronics, P.O. Box 683, McMinnville, OR 97128.

SATELLITE TV

FANTASTIC 80 TV CHANNELS

FREE CATALOG
NO POSTAGE
NEW ARRIVALING

New antenna construction plans plus big 8x11 book loaded with aiming info, kits, LNAs and receivers at wholesale prices. Far better than cable TV! Enjoy crystal clear reception. Send \$9.95 today. Add \$2.00 for 1st class (air mail) or call our 24 hr. COD order line (305) 862-5068 Now.

Global TV Electronics, P.O. Box 219-E, Maitland, FL 32751



- MICROWAVE TV ANTENNA \$169.95
18" Dish Type Antenna, Probe Mounted Down Converter, 6 Month Warranty
- MICROWAVE TV MANUAL \$16.25
Plans and Concepts
- SUBSCRIPTION TV MANUAL \$14.95
Theory, Schematics, Etc.
- KITS AVAILABLE
- INFORMATION PACKAGE \$2.00
Send Check or MO. Add 5% Shipping CA Residents Add Tax.

ABEX, P.O. Box 26601-PE, San Francisco, CA 94126

DECODE Morse, RTTY, and ASCII signals from airwaves with new CODE*STAR. LED readout or connect your computer/printer. Keyboard, other items also available. Kits or assembled. MICROCRAFT, Box 513PE, Thiensville, WI 53092. (414) 241-8144.

UNSCRAMBLE CODED MESSAGES from police, fire and medical channels. Also telephone recording adaptor. Same day service. Satisfaction guaranteed. Don Nobles Electronics, Inc. Route 7, Box 257-A, Hot Springs, AR 71901. (501) 623-6027.

RF MODULATORS for SATELLITE TELEVISION, MICROCOMPUTERS CCTV. Also monitors, cameras, kits. FREE CATALOG. Phone (402) 987-3771. Dealers Welcomed. ATV RESEARCH, 13-P Broadway, Dakota City, NE 68731.

BUYER BEWARE - Consumer guide to SATELLITE TELEVISION - \$3. Ghostfighters, Route 2, Box 136B, Stevensville, Montana 59870.

LOW, LOW COMPONENT PRICES! Ask for free flyer. Write: EEP, 11 Revere Place, Tappan, NY 10983.

Be an ELECTRICIAN

Skilled Electricians Average Over \$11 an Hour

Learn at home in spare time with no previous experience. We encourage you to check on the job market in your area and send for employment success figures of our graduates. Learn installation, maintenance, construction, lighting, heating, air conditioning applications. Send for FREE FACTS.

 Electrician's School, Dept. P.D.O 72
ICS Center, Scranton, PA 18515

PAY TV ENCODING/DECODING. Latest systems covered, \$8.95 G.A.M. Engineering, 706 Akron Blvd, Kent, OH 44240.

SATELLITE TV LOW NOISE AMPLIFIER. Build for under \$100! Satisfaction guaranteed. Detailed instruction manual \$7.00. XANDI, Box 25647, Dept 22A, Tempe, AZ 85282.

CABLE TV CONVERTERS & EQUIPMENT. Plans and parts. Build or buy. For more information send \$2.00. C & D ELECTRONICS INC., P.O. Box 21, Jenison, MI 49428.

MICROWAVE TV DOWNCONVERTERS. Downconverter board, power supply board, Antenna Cookbook, with detailed plans. \$20.00. Downconverter parts \$15.00, power supply parts \$15.00, Micro Engineering, P.O. Box 17231, Minneapolis, MN 55417.

FOIL COPYGUARD kit. VHS Beta compatible. Professional results. Easy assembly. Kit includes PC board, components and instruction manual. 14-day money-back guarantee \$52.95 ppd. CA add \$3.00. VIDEO TECHNICA, Box 2108, Downey, CA 90242.

PCB 15c sq-in FREE DRILLING. SATISFACTION GUARANTEED. International Enterprise. 6452 Hazel Circle, Simi Valley, CA 93063.

EXPERIMENTAL FREQUENCY CONTROL MODULE. Finest available in either Sine Wave or Gated Pulse. Kits, plans or factory built. Information package \$2.00 refundable. LEETRONIX, P.O. Box 253, Taylor, MI 48180.

PRINTED CIRCUITS manufactured from your artwork. PROTOTYPES - .35c. .35c-square inch single side; 50c-double side. 1c per hole drilling. FREE Unplating. For QUANTITY orders CALL for lowest prices. \$10. minimum. INTERNATIONAL CIRCUITS. Box 496, 210 S. Main, Crown Point, IN 46307. (219) 663-1295.

SUBSCRIPTION TV. Sync pulse suppressed systems. Theory/circuits. Educational manual, \$9.95. WORKSHOP. Box 393-PE1C, Bethpage, NY 11714.

GATED PULSE KIT. Watch uninterrupted Movies, Sports on T.V. Heavy Duty factory built units Available. Send \$2.00 for price catalog. MELI-TRON Div., Box 250, Trenton, MI 48183.

SATELLITE T.V. New low cost GasFets. LNA's, books, data sheets, satellite locating equipment. Catalog \$5.00. Elite Electronics, RR1 St. George, Ontario, Canada N0E 1N0. U.S. Inquiries.

Quality Microwave TV Systems

2.1 to 2.6 GHz Ant. 34 db Gain
Complete System as pictured \$149.95
Down Converter Probe
Mntd., Assembled & Tested 64.95
Power Supply (12V to 16V)
Assembled & Tested 59.95
Data Info (Plans) 9.95

Phillips-Tech Electronics
P.O. Box 33205, Phoenix, AZ 85067
(602) 274-2885
MasterCard, Visa, C.O.D.'s Special Quantity Pricing

6 MONTH WARRANTY
PARTS & LABOR

ANTI-GRAVITY. Solid-state electronic levitation. No moving parts, magnets, gases, exotic fuels. Data, schematics, diagrams. 105 pages, 8X10 mimeo. \$20.00 ppd. GUARANTEED! SAUCER TECHNOLOGY, Box 132-M, Eureka Springs, Arkansas 72632.

MICROWAVE TV ANTENNAS 2Ghz. Best in the West! Complete with cable, accessories, warranty, \$149.00. Dealers Wanted! GALAXY ELECTRONICS, 6007 N. 61st Ave., Glendale, Arizona 85301.

FREE FLYER! IC's, resistors, capacitors, jacks, etc., plus SSM music synthesizer/audio IC's, power amp modules, analog delay IC's, computer books, and more. Also plans for analog delay/chorus unit! PGS Electronics, P.O. Box 749-A, Terre Haute, IN 47808.

MICROWAVE TELEVISION "DOWNCONVERTERS." Highest Quality, Easily Assembled. Catalogue: \$2.00 (refundable). NDS, Box 12652-E, Dallas, Texas 75225.

TRANSISTORS, IC's, DIODES, RF Power, LED's. Lowest prices plus service and quality. Call TOLL FREE 1-800-458-6053. In Pennsylvania (814) 837-6820. MC/VISA honored. B&D ENTERPRISES, Box 305, Kane, PA 16735.

CABLE TV CONVERTERS DESCRAMBLERS

BUY DIRECT & SAVE

 **40 CHANNEL CONVERTER**
\$38 Regular \$69

AMATEUR MICROWAVE ANTENNA

- Microwave Parabolic Antenna
- 26 DB Gain
- Advanced Down Converter
- Power Supply Included
- Low-Loss Coaxial Cables
- Complete-Ready to Install

\$119 Elsewhere \$289
Send \$2 for Complete Catalog
Quantity Discount • VISA • COD

VIDEO RESEARCH
PO BOX 19462
LOUISVILLE, KY 40219
For Orders Only 800-626-5533
For Information 502-969-1810

HOME MICROWAVE RECEIVER - Write: "Dealers Wanted", 1739 Douglass Rd., Suite D, Anaheim, CA 92806. (714) 937-0483.

FIBEROPTIC TTL TRANS. receiver kit. DC-20KHZ, 100 ft. range. \$24.95 boards, components, manual, 10 ft. jacketed glass cable. Manual \$5.00, cable 32c/ft. power. cases required. Analog level, audio model, engineering available. Techtron, P.O. Box 912, Saddle Brook, NJ 07662. (201) 628-1045.

CUSTOM TV SCHEDULES for individual channels: HBO, SHOWTIME, MOVIE CHANNEL. \$18.00 per year, or send for sample. Box 947-PE, Gresham, OR 97030.

SAM'S PHOTOFAC T SCHEMATICS. \$4.00 each folder. Cliff King TV, 342 E. Gladstone, San Dimas, California 91773.

STOP PAYING RETAIL. We ship thousands of products, electronics, cameras, jewelry, housewares, tools and more at true wholesale prices. To receive full color catalog, send only \$3.00 (refundable) to: J&L PRODUCTS, P.O. Box A404, Wantagh, NY 11793.

TRANSFORMERS, TRIPLE SECONDARY 10V-2A, 18V-1A, 18V-1A, 120V Primary, perfect for protoboard power supplies. M.O. For \$12.50 + \$2.50 shipping. J. MacSwan, P.O. Box 4697, Downey, CA 90241.

1/4 CARBON RESISTORS 2c ea. Any variety. Quantity discounts. CI Electronics, P.O. Box 3034, Camarillo, CA 93011.

RADIO - T.V. Tubes - 49 cents each. Send for free catalog. Cornell, 4213 University, San Diego, Calif. 92105.

BEARCAT SCANNERS - 10% ABOVE COST... Free details. 20/20 VIDEO, Dept. E7, Box 60132, Chicago, IL 60660.

VTR quality RF Modulator for use with satellite receivers - \$49.95. We also stock Drake ESR24 satellite receivers: call for price. E & O Electronics, P.O. Box 306, Troy, AL 36081. (205) 566-4187.

NEW, UNCUT MOVIES FREE! Receive up to 60 satellite channels on your home receiver. Sporting events, religious programs, other TV stations and more. Catalog \$3. MDS Specialist, Box 67, Southaven, MS 38671.

TELEPHONES and accessories. FCC registered. Send 20c stamp for flyer. Unique Communications, 6335 S.R. 97, Galion, Ohio 44833.

VITAL for music lovers, sound professionals. NEW accessory. Factory sale. Free information. INDUSTRIAL CYBERNET-ICS, P.O. Box 2477, Santa Barbara, CA 93120.

2 Ghz MICROWAVE TV ANTENNA. Built in downconverter, 1.9-2.5 Ghz operates on TV channels 2-6, 22 dB gain resonant disc antenna. 52 dB gain overall. Standard 12-16 vdc power supply. Mounting brackets for horizontal or vertical polarity. Includes: 60" Coax with connectors, 3' jumper cable, 75/300 ohm adapter, 300-75 ohm adapter. Complete instructions for installation. Dealer and distributor prices available. For more information contact: PM ASSOCIATES. (212) 807-4904.

SHORTWAVE LISTENERS! Free catalog. High quality SWL equipment! RADIO WEST, 3417 Purer Rd., Escondido, CA 92025. (714) 741-2891. The Only all SWL store in the Known World.

10' PARABOLIC Dishes. Satellite Television Antennas. Complete Package. Highest quality, priced only \$749.97. Call or S.A.S.E.: Micro-wave Electronics, 1168 Oakmont Drive, Temperance, MI 48182. (419) 729-0548. Dealers Wanted.

COMPUTER EQUIPMENT

SAVE 90% Build Your own Minicomputer. Free Details. Digatek, 2723 West Butler Dr., Suite 20C, Phoenix, AZ 85021.

USED COMPUTER TERMINALS. Printers, Modems, Surplus Electronic Parts. Catalog \$1.00. SPECIAL: Daisy Wheel Printer \$400.00, Xerox 820 CPU Board \$150.00. RONDURE COMPANY, THE COMPUTER ROOM, 2522-PE, Butler St., Dallas, TX 75235. (214) 630-4621.

IBM Personal Computer Assembler \$15.00 to: RADSOFT DATA PRODUCTS, 717 Alabama St., 2, Houston, TX 77006.

APPLESOFT ROM SETS - Original Apple parts, 6 ROMS, includes Applesoft Basic and Autostart Monitor. Converts your Apple II to an Apple II+. Brand new, tested, guaranteed, installation instructions, and insured UPS included \$99. Electrovalue Industrial Inc., Box 157-P, Morris Plains, NJ 07950. Phone 201-267-1117.

TI-99/4A USERS, six super programs plus list \$5.95. Cash, check. MO: PROGRAMS, 1435 Burnley Sq. N., Columbus, Ohio 43229.

POWER SUPPLIES FOR FLOPPY and hard discs, mini and Micro Computers and many others. Extreme isolation Transformer, for ridding your computer of troublesome line noise. Send for free catalog. XENTEK, P.O. Drawer 1209, San Marcos, California 92609. (714) 744-3346.

PLUG-INS AND ADD-ONS FOR THE IBM PERSONAL COMPUTER. Available in kit form as well as assembled. Build it yourself and save. Other 8088-based products too. Free information. Compatible Computer Corp., Dept PE2, Box 51102, Seattle, WA 98115.

AP part BUILDERS - Send stamp for your flyer of Apple SA boards, IC sets, ROM sets, connectors, Spugart value drives with Apple modification kits etc. Electro-AMA Inc., Box 157-P, Morris Plains, NJ 07950.

C.B. EQU GET MORE Call Kinney, Houston, TX. 31500PE. Phoe

BEARCAT Scanr. Save. CRYSTAL. Oshkosh, WI 5490

CABLE TV



ORDER No. 198AE047
ENCO ROUTE 9N.
PLATTSBURGH, N.Y. 12901
Tel. (518) 561-8700.

36 CHANNEL CABLE CONVERTER FOR TV & VTR

\$29.95 6 or more 24.95 ea.

Call for free catalog 800-523-0721
Spectrum Electronics, 5932 Market St., Phila., PA 19139

PLANS AND KITS

PRINTED CIRCUIT Boards from sketch or artwork. Kit projects. Free details. DANOCINTHS Inc., Dept. PE, Box 261, Westland, MI 48185.

LASERS HANDBOOK with burning, cutting, Ruby Reds, CO's complete plans, books, and parts. Send \$4.00 to: Famco, Dept. PE, Box 1902, Rochester, NH 03867.

GIANT SCREEN TV projection system converts any television into 7-foot picture. Lens & instructions \$14.95. (Dealers welcome). Bell Video, 4616 Belair Rd., Baltimore, MD 21206.

FM STEREO TRANSMITTER Kit. Range up to 1/2 mile, broadcast quality. 30 db separation, 300 mv audio input sensitivity. Tunes 88-108 Mhz, highly stable. 50 ohm out. Requires +15V. Complete kit \$9.95. Commercial quality AM TRANSMITTERS also available. Free info. STELLATRON, 4942 Whitsett-205, N. Hollywood, CA 91607. 213/506-0415.

PROFESSIONAL LIMITER-COMPRESSOR-EXPANDER KITS. Pro specs and features, balanced input, adjustable threshold, slope (1:1 to 100:1), attack and release. Models from \$79 and up. Rack mounting available. Free Info. STELLATRON, 4942, Whitsett-205, N. Hollywood, CA 91607.



MINI FM MIC

Compact size only 2 x 1 1/2". Transmit to FM radio 88-108 Mhz. Exceptional audio quality. Transmits stable signal up to 900 ft. Complete kit incl. case battery & instructions. Only \$13.95 Assembled \$18.95 Add \$1.55 S&H ea. Send 18c stamp for brochure.

S.E. Corp., Box 16969-P
Temple Terrace, FL 33687

UNIQUE TV CIRCUIT plugs between UHF and VHF tuners on tube or solid state sets. Plans \$3.95. Drilled etched printed circuit boards \$23.00. HELICO ANTENNA receives multi polarized signals. Plans \$3.95. Antenna Kit \$19.95. Information \$2.00. HELICO, P.O. Box 304, Bridgewater, MA 02324.

ROBOTS, eeproms, PC Boards, games, tools, more. Catalog \$2. Cosmic Enterprises, Box 9045, Stockton, CA 95208.

UNIQUE APPROACH, Highest gain microwave T.V. reception. Temperature stable. Kits \$39.95, P/S Less Xformer \$14.95. D R DESIGN, Box 401382, Garland, TX 75040.

NON-COMMERCIAL TELEVISION PROJECTS — No in-accepted parts pricing other unique systems. Best systems to 424, San Ber-
SINEWAVE SYSTEMS: 2300 MHZ ch; both
DOWNCONVERTER. terminal connections to 424, San Ber-
\$15.00 PARTS — Electronic kits. Sirens, Locks, etc. PPG ELEC-George, Utah 84770. Call
ON EDUCATION MANUAL. \$9.95. Parts and kits available.
 110901PE, Nashville, Tennes-

scope conversion. No modifications to and \$8.50. MICROGRID, Box 613B, Itha-

RONIC DICE GAME — LED display, com- assembled \$39.95. D R DESIGN, P.O. Box 7540, Texas 75040

YOUR \$2,000.00 oscilloscope into a \$69.99 T.V. Complete plans \$2.95. Random Access, Box Phoenix, Arizona 85080

ATURE FM TRANSMITTER. Install inside telephone set. Monitor calls. Plan \$8.00. Omicron Laboratory, Box 34, Knoxville, TN 37919

ALARMS

Burglar - Fire Protection

Protect Your Life, Home, Business, Auto, etc.

- Our catalog shows how. Install your own alarm systems and devices and save \$\$\$\$.
- We offer FREE write-in engineering service.

FREE CATALOG — Lowest Prices on Reliable, High Quality Alarm Systems and Devices.

Burdex Security Co., Box 82802-PE Lincoln, Ne. 68501

BURGLAR, FIRE, CAR! Finest equipment! Save! Free Catalog. AAS, 186A Oxmoor Road, B'ham, AL 35209.

HIGH FIDELITY

TOP QUALITY SPEAKERS AND KITS. Send \$3.00. Speaker Warehouse, 801 North Route 441, Hollywood, FL 33021.

DIAMOND NEEDLES and STEREO CARTRIDGES at DISCOUNT PRICES for SHURE, PICKERING, STANTON, EMPIRE, GRADO, AUDIO TECHNICA, ORTOFON, ACUTEX and ADC. Send S.A.S.E. free catalog. LYLE CARTRIDGES, Dept. P., Box 69, Brooklyn, NY 11218. For fast COD service Toll Free 800-221-0906. N.Y. State (212) 871-3303. 9AM - 8PM except Sunday.

GOVERNMENT SURPLUS

GOVERNMENT SURPLUS ELECTRONICS! JEEPS, CARS \$30.00! 800,000 Items! Complete Information Your Area. LARGEST OFFICIAL DIRECTORY. \$2.00. SURPLUS, A-148, 4620 Wisconsin Northwest, Washington, DC 20016.

SURPLUS JEEPS, CARS AND TRUCKS AVAILABLE. Many sell for under \$200. Call: 312-742-1143. Ext. 4649. for information on how to purchase.

WANTED

GOLD, Silver, Platinum, Mercury, Tantalum wanted. Highest prices paid by refinery. Ores assayed. Free circular. Mercury Terminal, Box 191, Norwood, MA 02062.

ELECTRONIC STORE NEEDS UNUSUAL games, gadgets, and gizmos to sell. SUPPLIERS contact: Dick Day. 402-379-1440, P.O. Box 1187, Norfolk, Nebraska 68701.

TUBES

TUBES: "Oldies", Latest. Supplies, components, schematics. Catalog Free (stamp appreciated). Steinmetz, 7519-PE Maplewood, Hammond, Ind. 46324.

TUBES-RECEIVING, Industrial and Semiconductors Factory boxed. Free price sheet including TV, Radio and audio parts list. Transletronic, Inc., 1365 39th St., Brooklyn, New York 11218. Telephone: (212) 633-2800. Toll free: 800-221-5802.

HUGE INVENTORY! Thousands of types. Wholesale prices. FREE CATALOG! ETCO Electronics, DEPT. 290, Plattsburgh, NY 12901.

RADIO & T.V. Tubes — 49 cents each. Send for free Catalog. Cornell, 4213 University, San Diego, Calif. 92105.

PERSONALS

MAKE FRIENDS WORLDWIDE through international correspondence, illustrated brochure free. Hermes-Verlag, Box 110660Z, D-1000 Berlin 11, W. Germany.

CORRESPONDENCE FOR FRIENDSHIP IN PHILIPPINES, MALAYSIA. Free information. AAWS-(PE), Box 2777, Orcutt, California 93455-0777.

PENFRIENDS — ENGLAND — USA, through correspondence. Send age, interests. Free reply. Harmony, Box 89PE, Brooklyn, New York, 11235.

CORRESPONDENCE for friendship! Mexico, Philippines, Europe, USA. Free information. International, Box 1716-EL, Chula Vista, CA 92012.

UNIVERSITY DEGREES BY MAIL! Bachelors, Masters, Ph.D.'s... Free revealing details, Counseling, Box 317-EP7, Tustin, California 92680.

INSTRUCTION

UNIVERSITY DEGREES BY MAIL! Bachelors, Masters, Ph.D.'s. Free revealing details, Counseling, Box 317-PE07, Tustin, California 92680.

LEARN WHILE ASLEEP! HYPNOTIZE! Astonishing details, strange catalog free! Autosuggestion, Box 24-ZD, Olympia, Washington 98507.

LEARN ELECTRONIC ORGAN SERVICING at home. Completely revised course covers latest models including digital, LSI's, synthesizers, etc. NILES BRYANT SCHOOL, PO Box 20153, Sacramento, CA 95820.

Be an FCC LICENSED Electronic Technician

Learn up to \$600 a Week & More!
 No costly school — The Original FCC Tests. Answers exam manual that prepares you at home for FCC General Radiotelephone License. Newly revised multiple-choice exams cover all areas tested on the actual FCC Govt exam! No previous experience required. \$12.95 post-paid. Moneyback Guarantee.
 Dept. P P.O. Box 26348, San Francisco, CA 94126

COMITAND PRODUCTIONS

MEDICAL ELECTRONICS TECHNOLOGY, home study. Troubleshoot medical instruments. WTI, P.O. Box 3124, Fresno, CA 93650-3124.

COLLEGE DEGREES BY SPECIAL EVALUATION of EXISTING Credentials & Job Experience. Fast. Inexpensive, (614) 863-1791. Guidance, Box 13151-A6, Columbus, Ohio 43213.

YOUR OWN RADIO STATION! AM, FM, cable, licensed, uncensored, low cost transmitters! Free information. Broadcasting, Box 130-A7, Paradise, CA 95969.

ACCREDITED AIRCRAFT A. + P., Electronics, Flight Schools. 11 months. All work on certified aircraft. AeroTechnicians, Box 7PE, Rexburg, ID 83440, (208) 356-4446.

FOR INVENTORS

PATENT AND DEVELOP your invention. Registered Patent Agent and Licensed Professional Engineer. Send for FREE PATENT INFORMATION every inventor should have. Richard L. Miller, P.E., 3612-E Woolworth Building, New York, NY 10007. (212) 267-5252.

INVENTIONS WANTED

FREE CONSULTATION • NO IDEA TOO SMALL

Disclosure registration. Potential cash or royalties from manufacturers seeking new ideas. For free information on how to register your ideas. Call or write.

AMERICAN INVENTORS CORP.

59 Interstate Dr. Dept PE
 West Springfield, MA 01089 (413) 737-5376
 A Fee Based Service Company

IDEAS, inventions, new products wanted! Call toll free 1-800-528-6050. In Arizona, 1-800-352-0458. Extension 831.

PATENT SEARCHES — Maximum speed, full Airmail report, copies of nearest patents. Quality searches expertly administered, complete secrecy guaranteed. In Arlington, VA., where U.S. Patent Office records are located. For free Invention Protection Form and "Patent Information," write: Washington Patent Office Searches, 927 S. Walter Reed Dr., Suite 27-PE, Arlington, VA 22204. Call 703-522-6304.

FREE INVENTION MARKETING INFORMATION — Write: Washington Patent Office Searches, 927 S. Walter Reed Dr., Suite 28-PE, Arlington, VA 22204 or call 703/522-6304.

BUSINESS OPPORTUNITIES

FREE CATALOGS. Repair air conditioning, refrigeration. Tools, supplies, full instructions. Doolin, 2016 Canton, Dallas, Texas 75201.

MECHANICALLY INCLINED individuals desiring ownership of Small Electronics Manufacturing Business — without investment. Write: BUSINESSES, 92-K7 Brighton 11th, Brooklyn, New York 11235.

ERASE DEBTS with little-known law — create wealth!! Details FREE — Blueprints. No. EE7. LaGrangeville, NY 12540.

FREE BOOK "2042 Unique Proven Enterprises." Fabulous "unknowns," second inflation income. Haylings-M. Carlsbad, CA 92008.

MAILORDER OPPORTUNITY! Start profitable home business without experience or capital. Information free. Mail Order Associates, Dept 770, Montvale, NJ 07645.

BORROW \$25,000 "OVERNIGHT." Any purpose. Keep indefinitely! Free Report! Success Research, Box 29070-GG, Indianapolis, IN 46229.

ONE MAN CRT FACTORY. T.V.'s, Business machines, Monitors, Scopes, VDT's. \$3.00 rebuilding nets \$100-\$500 each tube. Higher profits overseas. New/used. FACTORY, 1909 Louise, Crystal Lake, IL 60014. (815) 459-0666.

I HAVE MADE A FORTUNE in Mail Order, selling information. Let me show you how. Write: Kash, PE-701, Box 31051, Indianapolis, IN 46241.

LCD WATCH \$2.50, Pen watch \$3.60. Catalogue \$1.00: RELIANT ENGINEERING COMPANY, Box 33610, Sheungwan Post Office, Hong Kong.

\$25,000 - INTEREST FREE!!! Keep indefinitely! FREE report. Write: American, 1601 Main Street, Plainfield, Indiana 46168.

NEED MONEY? Helpful, informative report tells ten ways to make money. Only \$2.00. L. Belter, Box 635, Carbondale, IL 62901.

\$1250 MONTHLY! Easy Homework! . . . Spare-time! . . . Guaranteed!! Starting July . . . Free information: American Fact Publishing, PE1, P.O. Box 6232, LIC, NY 11106.

PICTURE TUBE REBUILDING equipment new and used. ATOLL TELEVISION, 6425 Irving Park, Chicago, Illinois 60634.

MAKE MONEY SELLING ELECTRONICS. Wholesale dealer catalog \$5. (redeemable). ETCO, Dept. 532, Box 840, Champlain, NY 12919.

CASH IN ON EXPLODING HOME COMPUTER MARKET. Become a distributor. Investment of only \$536 includes TEXAS INSTRUMENTS home computer. Start building your business now! FREE details. Send S.A.S.E.: COMPUTER-P, 24431 Los Serranos, Laguna Niguel, CA 92677.

DO-IT-YOURSELF

FREE YOUR DAMAGED TAPES? Cassette, 8 Track Tape Repair Kits. \$4.95 each. Guaranteed. Visa, Mastercard. KITS, Box 127, Sumner, WA 98390.

REAL ESTATE

FREE, SUMMER CATALOG! Top real estate values coast to coast! Please specify types, property and location desired. UNITED FARM AGENCY, 612-EP West 47th, Kansas City, MO 64112.

RUBBER STAMPS

RUBBER STAMPS, BUSINESS CARDS. Free catalog 1-800-851-4945. Jackson's, E-100, Brownsville Rd., Mt. Vernon, Ill. 62864.

REPAIRS & SERVICES

D&A EQUIPMENT REPAIRED: Virginia Sabala, D&A's head technician 15 years, is now operating a parts and repair service. Communications Unlimited, 1217 Ave C, Scottsbluff, NE 68361. Phone: (308) 635-7365.

EMPLOYMENT OPPORTUNITIES

ELECTRONICS/AVIONICS EMPLOYMENT OPPORTUNITIES. Report on jobs now open. Details FREE. Aviation Employment Information Service, Box 240E, Northport, New York 11768.

NATIONWIDE listings of major companies employing Engineers and Technicians. Free Details! AVI, Box 264-PE7, Buffalo, NY 14215.

JOBS OVERSEAS - Big money fast. \$20,000 to \$50,000 plus per year. Call 716-842-6000, ext. 323.

ELECTRONICS CAREERS. Nationwide shortage of Engineers and Technicians. High pay. Solid future. \$2.00 for information on how to enter this exciting field. Professor Rush, Box 6155, Kansas City, MO 64110.

RECORDS & TAPES

RECORDS — TAPES! Discounts to 73% All labels; no purchase obligations; newsletter; discount dividend certificates. 100% guarantees. Free details. Discount Music Club, 650 Main St., PO Box 2000, Dept. 5-0782, New Rochelle, NY 10801.

MOTION PICTURE/VIDEO

VIDEOTAPES - 8MM/16MM MOVIES. TWO 72 page catalogs \$1.00. Both \$1.50. Reelimages, Box 137-PE, Monroe, Connecticut 06468.

MISCELLANEOUS

MPG INCREASED! Bypass Pollution Devices easily. REVERSIBLY!! Free details — Posco GEE7, LaGrangeville, NY 12540.

KALSO* EARTH* SHOES. Boots, Sandals! Our Catalog: 25¢. Shoeworks, 3930E South Troost, Tulsa, OK 74105. (918) 252-5120.

psychology today CASSETTES

PSYCHOLOGY TODAY offers a free catalog which includes a complete up-to-date listing of cassettes available. These tapes feature leading authorities who share their ideas and findings on a wide range of important topics in all areas of the behavioral and social sciences.

To obtain the Psychology Today Cassette catalog. **FREE-OF-CHARGE**, write to: CASSETTE CATALOG. P.O. Box 278, Pratt Station, Brooklyn, N.Y. 11205.

Searching for software? Get creative computing 1982 Software Buyers Guide!

The new 1982 SOFTWARE BUYERS GUIDE from the Editors of *Creative Computing* gives you all the facts you need to make the right software purchasing decisions. The BUYERS GUIDE covers applications and systems software, with reviews of more than 150 programs! There's even a Directory of Manufacturers, cross-referenced to type of computer.

Get the information you need and save time, trouble and money. Get your copy of the 1982 SOFTWARE BUYERS GUIDE today!

Only \$3.95!



Software Buyers Guide
P.O. Box 340
Broomall, PA 19008

Please send me the *Creative Computing* 1982 SOFTWARE BUYERS GUIDE. I enclose \$5.00 (\$3.95* plus \$1.05 postage and handling). \$6.00 outside U.S.A.

Mr./Mrs./Ms. _____ (please print full name)

Address _____ Apt. _____

City _____

State/Zip _____
*Residents of CA, CO, CT, DC, FL, IL, MA, MI, MO, NJ, NY, State, OH, SC, TN and VT please add applicable sales tax.

GET ALL THE FACTS

1982 PHOTOGRAPHY DIRECTORY & BUYING GUIDE

Product listings for virtually every camera and piece of photographic equipment currently manufactured, plus valuable technical, usage and buying hints, compiled by the Editors of *Popular Photography*.

To get your copy, send your name, address and \$3.95 (\$2.95* plus \$1.00 postage and handling) to:

Photography Directory
P.O. Box 340, Broomall, PA 19008

*Residents of CA, CO, DC, FL, IL, MA, MI, MO, NJ, NY, State, OH, SC, TN and VT add applicable sales tax. Outside U.S.A. \$5.00

SELL

POPULAR ELECTRONICS

IN YOUR STORE!


- Big profits on sales
- We pay shipping
- FREE display rack

Min. order
8 copies
per issue.

FOR DETAILS,
CALL COLLECT:
**(212)
725-7518**



ZIFF-DAVIS PUBLISHING COMPANY



GET THE NEW GUIDE TO BUILDING ELECTRONICS PROJECTS!

If getting involved with electronics projects turns you on, get a copy of the new 1982 **ELECTRONIC EXPERIMENTER'S HANDBOOK!** The big new edition is filled with challenging projects for building practical, entertaining devices such as:

- **NASA MOTOR CONTROLLER** to save appliance power!
- **AUDIO SOUND-EFFECTS MACHINE** to liven up your tape recordings!
- **AMPLIFIER CLIPPING INDICATOR** for protecting your speakers from excess power!
- **COMPUTER "CONTROL CENTER"** that lets your small computer perform external operations!
- **55MPH "CRUISE ALERT"** that warns you when you're speeding!
- **ULTRASONIC SOUND DETECTOR** that converts ultrasonic sounds to audio range!
- **VIDEO ENHANCER** to ensure tape copying quality!
- **TRUE RMS VOLTMETER** to measure true effective AC voltage instead of average!
- **"WHITE SOUND" PROJECTOR** to provide a soothing background for sleep or work!
- **AM LOOP ANTENNA** to extend AM reception with low-cost radio receivers!

—AND MUCH MORE:
Over 30 exciting, useful projects in all!
Use the coupon to order your copy today!

From the editors of **POPULAR ELECTRONICS!**
ONLY \$2.95!



Electronic Experimenter's Handbook

P.O. Box 340, Broomall, PA 19008

YES! Send me the 1982 **ELECTRONIC EXPERIMENTER'S HANDBOOK**. Enclosed is \$3.95 (\$2.95* plus \$1.00 postage and handling). \$5.00 outside U.S.A.

Mr. _____
Mrs. _____
Ms. _____
(please print full name)

Address _____ Apt. _____

City _____

State/Zip _____

*Residents of CA, CO, DC, FL, IL, MA, MI, MO, NJ, NY, State, OH, SC, TN and VT add applicable sales tax.

1982 Stereo Directory & Buying Guide

250 pages of specs, technical data and prices on thousands of stereo products from speakers to amps to equalizers. Saves you time and money when shopping for stereo gear—get your copy today!

TO ORDER, send \$3.95* (\$2.95 plus \$1.00 postage & handling.) Outside U.S.A. \$5.00.

Stereo Directory
P.O. Box 340, Broomall, PA 19008

*Residents of CA, CO, DC, FL, IL, MA, MI, MO, NJ, NY, State, OH, SC, TN and VT add applicable sales tax.

ELECTRONICS WORLD®

Personal Electronics News

CHILDRENS' TV VIEWING can be controlled with a new device from General Electric called "Channel Block-Out". It allows parents to defeat the reception of undesired channels for a period of up to 12 hours by keying in a customer-selected four-digit code, together with the channel numbers. A channel can be replaced at any time by re-keying the code number. "Channel Block-Out" is available on 12 different GE receivers for 1983.

AN AUTOMOBILE PHONE from Ford Motor Company uses the capabilities of the computer-controlled Message Center that is standard equipment in the 1982 Lincoln Continental. Unlike a typical hand-held phone, the new system is said to enable a vehicle occupant to place calls by dialing numbers on the Message Center's keyboard, speaking into a microphone concealed in the driver's sun visor. The other party is heard through the rear speakers of the car's audio system. While a call is being made or received, the regular functions of the Message Center (display of time, distance, speed, and fuel economy) are unaffected. Called Commcar, the new technology is being displayed at major 1982 auto shows, though it is not currently planned for production.



A ONE-INCH SQUARE PROM (Programmable ROM) that contains all the information on mail rates found in a U.S. Postal Service Directory is being manufactured by Pitney Bowes. Designed for installation in Pitney Bowes postage meters, it can be quickly replaced should postage rates change. Users of the PROM are thus spared the tedium of cross-referencing shipping weights against mailing costs, and can readily accommodate their operation to the wiles of the Post Office.

PRESTEL COMES TO KNOXVILLE in the first U.S. demonstration of the British videotex system. The World's Fair pilot project, involving 200 Prestel terminals, is sponsored by Financial Interstate Services and Logica, Inc., which will market the Prestel terminals in cooperation with British Telecom and GEC Computer, Ltd. The terminals have been placed on the site of the World's Fair and in adjacent hotels, banks, and transportation terminals. A special database has been developed for the project that includes event schedules and shopping information as well as banking services.

CELLULAR RADIO is emerging as a hot prospect for investors now that a group of radio common carriers (RCC) has formed a consortium to acquire frequency allocations. The new firm, called Cellular Systems, Inc. (CSI), is an association of 12 RCCs in the Northeast. The stated goal of CSI is to set up a cellular radio system in every major market. For its part, the FCC is granting two licenses in each market: one for the Bell System; the other is the slot CSI hopes to fill. Under the CSI plan, each RCC would lease equipment and share in the profit. Eventually, there could be a national organization, with all cellular systems being compatible within the CSI network.

COMPUTER POWER will be expanded by a factor of six to twelve, according to Cray Research, Inc. (Mendota Hts., MN). Now in the development stage, the CRAY-2 computer will have a 32-million-word memory, and a CPU cycle time (clock speed) of four nanoseconds. This capability represents a considerable improvement over the CRAY-1, now the most powerful computer available. Cray said the advance was made possible by applying liquid immersion technology to remove heat from the system, thereby permitting dense circuit packing in three-dimensional modules. Close packing is important in supercomputers, because at switching speeds of a few nanoseconds, even a signal moving at the speed of light is sluggish over the length of an average wire. Accordingly, the longest wire in the CRAY-2 will be 16" (compared to four feet in the CRAY-1).

How to turn your HP-41 into a handheld computer.



Introducing the Hewlett-Packard Interface Loop.

Starting today, your HP-41C or HP-41CV can be more than just a great little calculator. It's a great little computer, capable of controlling a quickly-expanding family of peripherals.

The new Hewlett-Packard Interface Loop (HP-IL) makes it all possible. HP-IL is an easy-to-use, low-cost interfacing system, specifically designed for battery-operable devices.

The Interface Module and Peripherals.

At the heart of the system is the Interface Module, which plugs into any one of four HP-41 ports. You can control up to 30 peripherals, using only one port in your HP-41 calculator.

One of the key HP-IL peripherals is the new Digital Cassette



Drive. This battery-operable device provides an

incredible 131,000 bytes of mass memory.

Another work-saving HP-IL peripheral is the new, battery-operable Thermal Printer.

Plotter with enhanced formatting options and graphics. This is just the beginning.

There are many more HP-IL products on the way. And they're all designed to provide the versatility and adaptability you expect from HP. You see, Hewlett-Packard is committed to a very big idea: small devices talking to each other, giving you big system capabilities — at small system prices!

For details and the address of your nearest dealer, CALL TOLL FREE: 800 547-3400, Dept. 2541, except Hawaii/Alaska. In Oregon, call 758-1010, or write Hewlett-Packard, Corvallis, OR 97330, Dept. 2541. TTY users (503) 758-5566.

611/3.

When performance must be measured by results.



**HEWLETT
PACKARD**

CIRCLE NO. 3 ON FREE INFORMATION CARD

Report Manager™ and the PC-8000 Personal Computer: An unprecedented three dimensions of management information.




All those legendary electronic spread sheets that have been making other kinds of personal computers so useful for managers are now literally flat by comparison to the remarkable combination of Report Manager™ and the NEC PC-8000 Personal Computer.

Here you get the power and versatility of an electronic book, not a mere electronic page. An axis of depth joins the horizontal and vertical—so you can, for instance, track a number of different profit centers over the same period of time... or follow actual performance against projections by both department and time frame.

The fact is that any sort of planning work you find useful in two dimensions, you will find that much more useful in three. The program allows you to see four separate "slices" of your 3-D "Data Cube™" on one screen, for fast, real time comparisons. There are, besides dozens of math and editing functions, built-in clock and calendar functions, too—an immensely useful convenience for scheduling, flow-charting, project management, and the like.

Watch Report Manager run—easy as A, B, C and powerful as X, Y, Z—on the PC-8000 at any NEC Home Electronics (USA) dealer.



**Productivity
at your fingertips**

NEC

**NEC Home Electronics (USA)
Personal Computer Division**
1401 Estes Avenue
Elk Grove Village, IL 60007

Sample printout showing use of X, Y, and Z axes.
Report Manager and Data Cube are trademarks of The Image Producers, Inc.

CIRCLE NO. 42 ON FREE INFORMATION CARD