

Popular Electronics®

WORLD'S LARGEST SELLING ELECTRONICS MAGAZINE FEBRUARY 1982/\$1

New Single-IC Video Modulator

FOR CRISPER TV COLOR FROM COMPUTERS & GAMES

Evaluating the Xerox 820 Personal Computer
Elapsed-Time Device Logs TV Use Automatically

Buyer's Guide to Telephone Controllers

● STORED MEMORY ● AUTOMATIC REDIALING ● CALL TIMING



MINNEAPOLIS
1088 2ND AV SE
KENNETH J LYNES
490684 LNE 10882099 041D JAN

31 13" Color TV
strument Modules

ILP Audio Power Amplifier

Reddy Chirra improves his vision with an Apple.

Reddy is an optical engineer who's used to working for big companies and using big mainframes.

But when he started his own consulting business, he soon learned how costly mainframe time can be. So he bought himself a 48K Apple II Personal Computer.

And, like thousands of other engineers and scientists, quickly learned the pleasures of



cutting down on shared time and having his own tamper-proof data base.

His Apple can handle formulas with up to 80 variables and test parameters on 250 different optical glasses.



He can even use BASIC, FORTRAN, Pascal and Assembly languages.

And Apple's HI-RES graphics come in handy for design.

Reddy looked at other microcomputers, but chose Apple for its in-depth documentation, reliability and expandability.

You can get up to 64K RAM in an Apple II. Up to 128K RAM in our new Apple III. And there's a whole family of compatible peripherals, including an IEEE-488 bus for laboratory instrument control.

Visit your authorized Apple dealer to find out how far an Apple can go with scientific/technical applications.

It'll change the way you see things.

The personal computer.



FEBRUARY SPECIAL

**EPSON \$449.00
MX-80**



INTERFACES & CABLES

IEEE \$55

APPLE INTERFACE
& CABLE \$90.

RS-232 \$70, TRS-80 CABLE \$35.

**PERSONAL
COMPUTERS**

NEC 7710 and 7730 Spinwriter	\$2345.00
NEC JB1201 M 12" Monitor	159.00
Okidata Microline-80	379.00
Okidata Microline-82A	499.00
Okidata Microline-83A	729.00
Diablo 630	1995.00
Televideo 912C	669.00
Televideo 920C	729.00
Televideo 950	929.00
CBM 8032 Computer	1149.00
CBM 8050 Disk Drive	1349.00
CBM VIC-20	269.00
Amdek 100G	169.00
Amdek Color - 1 13" Monitor	329.00
Qume Sprint 9/45 (Full Panel)	2295.00
Atari 400 16K	349.00
Atari 825 Printer	599.00
Atari 850 Interface	139.00
Atari 810 Disk Drive	449.00
Atari 800 16K	749.00
Epson MX-70	349.00
Epson MX-80	449.00
Epson MX-80 FT	549.00
Epson MX-100 FT	729.00

CALL OMEGA TOLL FREE!

**WEST COAST
1-800-235-3581
OMEGA SALES CO.**

3533 Old Conejo Rd. #102
Newbury Park, CA 91320
1-805-499-3678

CA. TOLL FREE 1-800-322-1873

**EAST COAST
1-800-556-7586
OMEGA SALES CO.**

12 Meeting St.
Cumberland, RI 02864
1-401-722-1027

We Accept C.O.D.'s • Stock Shipments Same Day
or Next • No Surcharge for Credit Cards • All
Equipment Factory Fresh w/MFT Warranty • We
Carry the Complete Line of Personal Software •
Prices do not Reflect Shipping Charges
Sales Tax Where Applicable



PRICES ARE SUBJECT TO CHANGE WITHOUT NOTICE

Popular Electronics

WORLD'S LARGEST-SELLING ELECTRONICS MAGAZINE

Feature Articles

NEW TELEPHONE DEVICES TAKE PAIN OUT OF DIALING /Walter Salm	45
<i>A roundup of controllers for telephones and their special features are discussed</i>	
DECIMAL MULTIPLICATION FOR THE ZX-80 /Lloyd Redman	63

Construction Articles

BUILD A LOW-COST STEREO COMPONENT SWITCHBOX /Bill Arrington and Larry Sanders	52
<i>Facilitates switching in or out of audio devices.</i>	
ONE-CHIP R-F MODULATOR FOR CRISP COLOR SIGNALS /Marty Bergan and Ben Scott	59
<i>Circuit enables games and computers to provide color pictures on TV receivers</i>	
BUILD THE TIME-ON RECORDER /Daniel M. Flynn	64
<i>Determines time an appliance or TV is being used.</i>	
DESIGNING WITH THE 8080 MICROPROCESSOR /Randy Carlstrom	69
<i>Part 6: Conclusion—Programming the CPU Module's Program ROM</i>	

Equipment Reviews

ILP AUDIO POWER AMPLIFIER MODULE	23
PANASONIC MODEL CT-3031 13" COLOR TV	31
XEROX MODEL 820 DESKTOP COMPUTER	35
TWO ALBIA INSTRUMENT MODULES	82

Columns

ENTERTAINMENT ELECTRONICS /Ivan Berger	22
<i>Live Recording Revisited.</i>	
COMPUTER BITS /Carl Warren	41
<i>Exciting Episode Travels Well.</i>	
COMPUTER SOURCES /Leslie Solomon	84
HOBBY SCENE /Leslie Solomon	88
FUNDAMENTAL FACTS /Walter Buchsbaum	90
<i>Feedback Fundamentals.</i>	
SOLID-STATE DEVELOPMENTS /Forrest M. Mims	94
<i>The New Power FETs.</i>	
EXPERIMENTER'S CORNER /Forrest M. Mims	98
<i>Pulse-Frequency Modulated Infrared Communicator.</i>	
DX LISTENING /Glenn Hauser	102
<i>More American Shortwave Stations on the Air Soon.</i>	
PROJECT OF THE MONTH /Forrest M. Mims	109
<i>Bomb-Burst Synthesizer.</i>	

Departments

EDITORIAL /Art Salsberg	6
<i>Tilting the Future.</i>	
LETTERS	12
NEW PRODUCTS	14
OPERATION ASSIST	116
ADVERTISER'S INDEX	121
PERSONAL ELECTRONICS NEWS	122

COVER PHOTO BY FRED BURRELL Copyright © 1982

COPYRIGHT © 1982 BY ZIFF-DAVIS PUBLISHING COMPANY. All rights reserved. Popular Electronics (ISSN 0032-4485) February 1982, Volume 20, Number 2. Published monthly by Ziff-Davis Publishing Co., at One Park Ave., New York, NY 10016. Richard P. Friesse, President; Selwyn Taubman, Treasurer; Bertram A. Abrams, Secretary. One year subscription rate for U.S. and Possessions, \$15.00; Canada, \$20.00; all other countries, \$23.00 (cash orders only, payable in U.S. currency). Second Class Postage Paid at New York, N.Y. 10016 and at additional mailing offices. Authorized as second class mail by the Post Office Dept., Ottawa, Canada, and for payment of postage in cash. POPULAR ELECTRONICS including ELECTRONICS WORLD, Trade Mark Registered. Indexed in the Reader's Guide to Periodical Literature. Ziff-Davis also publishes Boating, Car and Driver, Cycle, Flying, Popular Photography, Skiing, Stereo Review, Electronic Experimenter's Handbook, and Tape Recording & Buying Guide. **Forms 3579 and all Subscription Correspondence:** POPULAR ELECTRONICS, Circulation Dept. P.O. Box 2774, Boulder, CO 80302. Please allow at least eight weeks for change of address, enclosing, if possible, an address label from a recent issue. **Permissions.** Material in this publication may not be reproduced in any form without permission. Requests for permission should be directed to John Babcock, Rights and Permissions, Ziff-Davis Publishing Co., One Park Ave., New York, NY 10016.



Introducing a direct line to a 60 MHz Tektronix scope built for your bench!

From the world's most respected name in oscilloscopes: a new scope, plus a new direct order number, that finally makes it practical to put Tektronix quality on your bench...at work or home.

Among professional engineers and technicians there is no substitute for the performance and reliability of Tektronix oscilloscopes.

Now, for the first time, Tektronix is offering an advanced scope at an unprecedented low price—and has a direct order line that lets you get your order processed today!

The scope: the 2213. Its radical new design brings you Tektronix quality for well below what you would pay for

lesser-name scopes.

The 2213's practical design includes 65% fewer mechanical parts, fewer circuit boards, electrical connectors and cabling. Result: a lower price for you plus far greater reliability.

Yet performance is pure Tektronix: there's 60 MHz bandwidth for digital and high-speed analog circuits. The sensitivity for low signal measurements. The sweep speeds for fast logic families. A complete trigger system for digital, analog or video waveforms. And new high-performance Tektronix probes are included!

2213 PERFORMANCE DATA

Bandwidth: Two channels, dc—60 MHz from 10 V/div to 20 mV/div. (50 MHz from

2 mV/div to 10 mV/div).

Sweep speeds: Sweeps from 0.5 s to 50 ns (to 5 ns/div with X10 mag).

Sensitivity: Scale factors from 100 V/div (10X probe) to 2 mV/div (1X probe). Accurate to $\pm 3\%$. Ac or dc coupling.

Delayed sweep measurements: Standard sweep, intensified after delay, and delayed.

(Need dual time-base performance and timing accuracy to $\pm 1.5\%$? Ask about our 2215 priced at \$1400.)

Complete trigger system: Modes include TV field, normal, vertical mode, and automatic; internal, external, and line sources; variable holdoff.

Probes: High perform-

ance, positive attachment, 10-14 pF and 60 MHz at the probe tip.

The price: Just \$1100 complete*. Order direct from Tektronix National Marketing Center. Phones are staffed by technical people to answer your questions about the 2213. Your direct order includes a 15-day return policy and full Tektronix warranty.

Now it's easier than ever to get your hands on a Tek scope!

ORDER TOLL-FREE

800-547-1845

Ask for Department 100

(In Oregon, Alaska and Hawaii: 1-503-627-5402 collect.) Lines are open from 8 am EST to 5 pm PST.

*Price FO B. Beaverton, OR.

The \$149⁹⁵ personal computer.

Introducing the Sinclair ZX81

If you're ever going to buy a personal computer, now is the time to do it.

The new Sinclair ZX81 is the most powerful, yet easy-to-use computer ever offered for anywhere near the price: only \$149.95* completely assembled.

Don't let the price fool you. The ZX81 has just about everything you could ask for in a personal computer.

A breakthrough in personal computers

The ZX81 is a major advance over the original Sinclair ZX80—the world's largest selling personal computer and the first for under \$200.

In fact, the ZX81's new 8K Extended BASIC offers features found only on computers costing two or three times as much.

Just look at what you get:

- Continuous display, including moving graphics
- Multi-dimensional string and numerical arrays

* Plus shipping and handling. Price includes connectors for TV and cassette, AC adaptor, and FREE manual.

- Mathematical and scientific functions accurate to 8 decimal places
- Unique one-touch entry of key words like PRINT, RUN and LIST
- Automatic syntax error detection and easy editing
- Randomize function useful for both games and serious applications
- Built-in interface for ZX Printer
- 1K of memory expandable to 16K

The ZX81 is also very convenient to use. It hooks up to any television set to produce a clear 32-column by 24-line display. And you can use a regular cassette recorder to store and recall programs by name.

If you already own a ZX80

The 8K Extended BASIC chip used in the ZX81 is available as a plug-in replacement for your ZX80 for only \$39.95, plus shipping and handling—complete with new key-board overlay and the ZX81 manual.

So in just a few minutes, with no special skills or tools required, you can upgrade your ZX80 to have all the powerful features of the ZX81. (You'll have everything except continuous display, but you can still use the PAUSE and SCROLL commands to get moving graphics.)

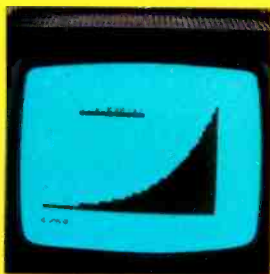
With the 8K BASIC chip, your ZX80 will also be equipped to use the ZX Printer and Sinclair software.

Order at no risk**

We'll give you 10 days to try out the ZX81. If you're not completely satisfied, just return it to Sinclair Research and we'll give you a full refund.

And if you have a problem with your ZX81, send it to Sinclair Research within 90 days and we'll repair or replace it at no charge.

**Does not apply to ZX81 kits.



NEW SOFTWARE: Sinclair has published pre-recorded programs on cassettes for your ZX81, or ZX80 with 8K BASIC. We're constantly coming out with new programs, so we'll send you our latest software catalog with your computer.



ZX PRINTER: The Sinclair ZX Printer will work with your ZX81, or ZX80 with 8K BASIC. It will be available in the near future and will cost less than \$100.



16K MEMORY MODULE: Like any powerful, full fledged computer, the ZX81 is expandable. Sinclair's 16K memory module plugs right onto the back of your ZX81 (or ZX80, with or without 8K BASIC). Cost is \$99.95, plus shipping and handling.



ZX81 MANUAL: The ZX81 comes with a comprehensive 164-page programming guide and operating manual designed for both beginners and experienced computer users. A \$10.95 value, it's yours free with the ZX81.

The \$99⁹⁵ personal computer.

ZX81

Introducing the ZX81 kit

If you really want to save money, and you enjoy building electronic kits, you can order the ZX81 in kit form for the incredible price of just \$99.95. It's the same, full-featured computer, only you put it together yourself. We'll send complete, easy-to-follow instructions on how you can assemble your ZX81 in just a few hours. All you have to supply is the soldering iron.

How to order

Sinclair Research is the world's largest manufacturer of personal computers.

The ZX81 represents the latest technology in microelectronics, and it picks up right where the ZX80 left off. Thousands are selling every week.

We urge you to place your order for the new ZX81 today. The sooner you order, the sooner you can start enjoying your own computer.

To order, simply call our toll free number, and use your MasterCard or VISA.

To order by mail, please use the coupon. And send your check or money order. We regret that we cannot accept purchase orders or C.O.D.'s.

CALL 800-543-3000. Ask for operator #509. In Ohio call 800-582-1364. In Canada call 513-729-4300. Ask for operator #509. Phones open 24 hours a day, 7 days a week. Have your MasterCard or VISA ready.

These numbers are for orders only. For information, you must write to Sinclair Research Ltd., 2 Sinclair Plaza, Nashua, NH 03061.

sinclair

AD CODE	02PE	PRICE†	QTY.	AMOUNT
	ZX81	\$149.95		
	ZX81 Kit	99.95		
	8K BASIC chip (for ZX80)	39.95		
	16K Memory Module (for ZX81 or ZX80)	99.95		
	Shipping and Handling	4.95		\$4.95
			TOTAL	

MAIL TO: Sinclair Research Ltd., One Sinclair Plaza, Nashua, NH 03061.

NAME _____

ADDRESS _____

CITY/STATE/ZIP _____

† U.S. Dollars



EDITORIAL

Tilting the Future

As we write, the New Year is approaching (which will give you some idea about the lead time required to produce a monthly magazine), and a flood of trend information is coming in, as usual. Of course, we've all forgotten what last year's prognosticators had foretold, so we start fresh once again.

According to a recent study by Venture Development Corp. (Wellesley, MA), there's a trend toward a "new practicality" among upscale-income homeowners. Asked to comment on a wide range of products and services, leading the respondents' list of desirable new electronic products was intrusion/burglar alarms (27.6%). This was followed by flat-panel TV with 25.1%, home heating-cooling efficiency control/monitoring (24.1%), and home computers (23.5%). Home entertainment products of high interest following this group were projection TV (16.4%), video recorder (15.6%), and video disc player (11.6%).

If the foregoing national study rings true, we are leaning toward becoming a people who plan to spend more time at home, and would hope to do so as safely, inexpensively, and enjoyably as possible through management of electronic contrivances.

New corporate marketing concepts, too, appear with greater frequency at this time of the year, as most companies make grist for

annual sales and stockholder meetings. For example, Texas Instruments announced a change in marketing strategy of its 99/4A home computer away from independent computer stores toward the general consumer marketers, now terming its computer an upscale learning aid. In another marketing move, Apple Computer required its authorized dealers to sign a contract modification prohibiting them from selling Apple products by mail so that the maker can properly support the computers. Dealers who did not sign were assumed to have terminated their dealerships effective December 4, 1981.

And what about the new FCC electromagnetic interference regulations? Did you know that it's easier on commercial/business computers than on home computers? Whereas a business computer need only *comply* with the FCC requirements, with existing Class A equipment given until October 1, 1983 to do so, Class B home equipment had to be *certified* by the FCC as of January 1, 1981. (Yes, 1981, not 1982). Compliance means that the manufacturer keeps his test data in the event the FCC wishes to see it, while certification means that the test data be sent to the FCC for approval and the hoped-for issuance of the proper certificate. Also, the FCC might still want to see the equipment before okaying

the equipment so that it can be legally sold. Consequently, a "business" computer can get on the market faster than a "home" or "personal" computer. So there's an incentive for some people to call a personal computer a business computer.

Aside from computers, the world of ether has its interesting marketing moves that will influence what people will be viewing and hearing. For example, RCA became an auctioneer at the end of '81. RCA American Communications, Inc., that is. Seven transponders for its not-yet-launched Satcom IV satellite were in the gallery, with 53 bidders competing for a spot that's expected to be operational April 1982. What will this all add to TV programming? We're not sure yet, since speculators can sell their lease to any one they wish (assuming FCC approval that the whole auction is really legal). There'll be more religious programming, it seems, since a religious programmer, Billy Batts, won a transponder-lease bid with \$14.1 million.

One never knows when marketing directions will greatly change our lives. A case in point is the development of a microprocessor by Intel Corp. for the now-defunct Busicom desktop calculator. The CPU—Intel's 4004—turned out to be the birth of the microprocessor industry, changing the course of technology. Oh, yes, it all started only ten years ago, with this CPU created by Intel's Marcian "Ted" Hoff, and work guided by Federico Faggin (who later founded Zilog, Inc.). Happy tenth anniversary!

Popular Electronics

JOE MESICS
Publisher

ARTHUR P. SALSBERG
Editorial Director

DONALD MENNIE
Executive Editor

LESLIE SOLOMON
Senior Technical Editor

JOHN R. RIGGS
Managing Editor

EDWARD I. BUXBAUM
Art Director

JOSEPH DESPOSITO
Technical Editor

DAVID M. WEBER
Features Editor

ANDRE DUZANT
Technical Illustrator

CARMEN ROBLES
Production Editor

JEFF NEWMAN
Editorial Assistant

Contributing Editors

Carl Warren, Stan Prentiss, Glenn Hauser,
Julian Hirsch, Forrest Mims, Walter Buchsbaum

MARIE MAESTRI
Executive Assistant

Editorial and Executive Offices
One Park Avenue
New York, New York 10016
212 725-3500

Publisher
Joe E. Mesics
212 725-3568

New York Office
Advertising Manager:
Richard Govatski (725-7460)
Sales:
Tom Ballou (725-3578)
Ken Lipka (725-3580)

Midwestern Office
Suite 1400, 180 N. Michigan Ave.,
Chicago, IL 60601 (312 346-2600)
Sales: Ted Welch

Western Representative
Norman S. Schindler & Associates, Inc.
7050 Owensmouth Ave., #209
Canoga Park, CA 91303 (213 999-1414)
Sales: Norm Schindler, David Adrian

Representation In Japan

J. S. Yagi
Iwai Trading Co., Ltd.
603 Ginza Sky Heights Bldg.
18-13, Ginza 7-Chome
Tokyo, Japan 104

Ziff-Davis Publishing Company

Richard P. Friese President

Albert S. Traina President, Consumer Magazine Division

Furman Hebb Executive Vice President

Phillip T. Heffernan Senior Vice Presidents

Sidney Holtz

Edward D. Muhlfeid

Philip Sine

Robert Bavier Vice Presidents

Baird Davis

George Morrissey

Selwyn Taubman Treasurer

Bertram A. Abrams Secretary

Editorial correspondence: POPULAR ELECTRONICS, 1 Park Ave., New York, NY 10016. Editorial contributions must be accompanied by return postage and will be handled with reasonable care; however, publisher assumes no responsibility for return or safety of manuscripts, art work, or models submitted.

The publisher has no knowledge of any proprietary rights which will be violated by the making or using of any items disclosed in this issue.



Member Audit Bureau of Circulations

POPULAR ELECTRONICS

In a world where sound reaches new levels every day, ADC delivers the ultimate high.

The ultimate high is total control. And an ADC Sound Shaper® Frequency Equalizer lets you control your sound and custom-tailor your music with the mastery of a pro.

And no better way demonstrates the benefits of an ADC Sound Shaper than taping. Even without a studio environment, you can recreate your personal recordings by changing the frequency response curve of the source material — making the sound more like the original and more agreeable to your ears.

Our complete ADC Sound Shaper IC line* has an equalizer that is right for you and your system. The SS-110 ten-band full octave equalizer, a step up from our SS-1, features LED-lit slide controls and one-way tape dubbing. If you desire even more control, our twelve-band SS-II and top-of-the-line SS-III include two-way tape dubbing and sub-sonic filters. Our SS-III Paragraphic™ with 24 ancillary switches that enable you to control 36 bands per channel combines



the ease and control of a graphic equalizer with the precision and versatility of a parametric. All at a price you can afford.

All of our equalizers feature LED-lit slide controls allowing for visual

plotting of the equalization curve. And all ADC Sound Shapers embody the outstanding ADC technology that has made us the leaders in the industry.

To really complete your custom-tailored control-ability, our ADC Real Time Spectrum Analyzer is a must. Equipped with its own pink noise generator and calibrated microphone, the SA-1 provides a visual presentation of the changing spectrum through 132 LED displays. So you can actually see proof of the equalized sound you've achieved.

With an ADC Sound Shaper and an ADC Real Time Spectrum Analyzer, you can attain a new level of control. And ultimately, isn't that the musical high you've always wanted?

Sound Shaper®
Frequency Equalizers
and Spectrum Analyzer



ADC
A BSR COMPANY

Sound thinking has moved us even further ahead.

Write for a free 24-page booklet, "Shaping Sound at Home: A Guide to Equalization" (A \$2.50 value.)

BSR (USA) Ltd., Blauvelt, N.Y. 10913, BSR (Canada) Ltd., Rexdale Ontario


*Sound Shaper is a registered trademark of Audio Dynamics Corporation. *IC indicates new Sound Shaper® series.

CIRCLE NO. 64 ON FREE INFORMATION CARD

www.americanradiohistory.com

New from NRI! The first at-home training in videocassette recorder repair with exclusive videotaped lessons.

**Learn Video/Audio Servicing...
includes RCA state-of-the-art VCR,
NRI Action Video lessons,
plus full training in
color TV and audio repair.**





Learn as you work with equipment you keep.

Now, you can learn the hottest, most wanted skill in home entertainment electronics... servicing and repairing videocassette recorders and video disc players. Well over 2 million units have already been sold and the demand is just starting! Already, qualified VCR technicians are in short supply... people are waiting up to a month for VCR repair.

Good jobs at good pay are going begging. And NRI can get you in on the action with convenient and effective at-home training.

Choice of Specialized Training

NRI offers you three Master Courses in Video/Audio Servicing, each complete, each with equipment and training for the specialty you want.

Each course thoroughly prepares you for color TV plus audio and video equipment. Then, you take the specialized hands-on training on the equipment you select.

You can get specialized audio experience as you build your own AM/FM stereo system complete with speakers. Or gain real bench experience with hands-on TV training as you build a 25" (diagonal) fully-computerized, programmable color TV and professional test instruments. Or train with your own RCA videocassette recorder and NRI's exclusive Action Video servicing lessons on videotape.

State-of-the-Art VCR

This modern VCR features high-technology design with electronic pushbutton tuning, remote control, three recording speeds with up to 6-hour capacity, high-speed visual search, built-in clock/timer, memory rewind and audio dubbing capability. Direct drive motors and azimuth recording give outstanding picture reproduction.

It's yours to keep, as part of your training. You'll not only use it to learn operation and servicing techniques, but to play the absorbing NRI Action Video lessons that come as part of your specialized training. In word and picture, you'll learn theory, construction, and service procedures, see them explained in graphic closeups. And you get this unique training only with NRI!

Learn at Home at Your Convenience

No need to quit your job or tie up your evenings at night school. No time away from your family or expensive travel. NRI comes to you. You are a class of one, getting both theory and practical hands-on training backed up by our staff of experienced educators.

NRI the Pros' Choice

More than 67 years and a million and a half students later, NRI is still the first choice in home-study schools. A national survey of successful TV repairmen shows that more than half have had home-study training, and among them, it's NRI 3 to 1 over any other school.

That's because you can't beat the training and you can't beat the value. Only NRI combines exclusive fast-track training techniques with modern state-of-the-art equipment to give you the



Other NRI courses include microcomputers, communications electronics, electronic design.

skills you need for success quickly and easily. Only NRI offers such complete training with so many timely options for specialized bench experience. Send for our free catalog and get all the facts on these exciting Master Courses in Video/Audio servicing.

Free Catalog... No Salesman Will Call

Mail the postage-paid card today for your free copy of our 100-page look into tomorrow. It shows all the equipment you get, describes each lesson in detail. And it tells you about other important career opportunities in Microcomputers and Microprocessors, Digital and Communications Electronics, Electronic Design Technology, and more. Send today and get started on a big new future for yourself. If card has been removed, please write to us.

NRI SCHOOLS
 McGraw-Hill Continuing
 Education Center
 3939 Wisconsin Ave.,
 Washington, D.C. 20016

We'll give you tomorrow.

LETTERS

Sources of Learning

The article "Learn More to Earn More" (October 1981) was most revealing and should be of considerable assistance to your readers. One exploding source of learning is the community college. There are some 1200 of them now, offering scores of programs to train people for jobs in technical fields. There are short courses, degree programs, and weekend offerings. Cost is low and admissions are extremely flexible.—*W. A. Harper, American Association of Community and Junior Colleges, Washington, DC.*

Obtaining Assistance

Please tell your readers to try the obvious sources (the "Sams Index" and the manufacturer or his authorized service dealer) before seeking space in your "Operation Assist" column. I know you can't research every request for information that comes in, but a few minutes spent with a "Sams Index" might save space for those of us who really need to find something that is obsolete or rare.—*Michael Wilson.*

Apple II+ Evaluation

In your evaluation of the Apple II+ personal computer (September 1981), why did your configuration include the use of two RAM cards (the Language System Card and the Microsoft RAM card)?—*J. K. Gee, Cerritos, CA.*

We only used one RAM card at a time, finding that replacing the language card with Microsoft's RAM card created no problems.—Ed.

Toxic Gas Alarms

The article "Toxic Gas Alarm" (September 1981) contained some information which might mislead some readers. First, methane is dangerous only if present in sufficient concentrations to be flammable (5%) or asphyxiating. Second, there are several components of smoke (including carbon monoxide) to which the TGS is sensitive; and, in fact, if calibrated as prescribed in the article, the sensor will probably sound off in the proximity of a cigarette smoker. The reader should also be aware that there are other common household vapors and gases (created by such things as nail polish remover, hair sprays, etc.) that may cause "false alarms."—*Norman Burnell, President, Electronic Safety Products Inc., Miami, FL.*

Correcting Computer Prices

We're pleased you covered the new Performance Business Machines Corp. CPC-1000 microcomputer in your November "Computer Bits" column. For the record, the price given (\$3450) is for quantities of 1000, not for a quantity of one, as implied. Actual end-user price will be higher, as distributors will do final assembly and system test at their facilities and will, in turn, sell the machine in smaller quantities to computer dealers and others for retail sale.—*Larry Strober, Vice President, Marketing and Sales, Performance Business Machines, San Rafael, CA.*

Worth Every Bit of It

Every now and then one issue of a magazine is worth the subscription price for a whole year. Your December issue qualifies. "The Electronic World" special on Computer Languages is one of the clearest on the subject that I've seen. And the Craig Stark comparison of Audio Cassette Tapes was neat and to the point.—*Glenn Kirkland, Bethesda, MD.*

New DX Listening Schedule

I am very sorry that you have decided to eliminate the Hauser DX column (it was not in December). The English Broadcast columns were especially useful.—*Marvin T. Schmidt, Rogers, AR.*

The Hauser columns have not been dropped. The English Broadcasts listing will be printed twice a year. (It was in the January issue and will appear again in July.) The regular "DX Listening" column will appear in alternate issues. It is felt that this new schedule will enable us to check and verify listings more accurately and keep them up to date.—Ed.

OUT OF TUNE

In "Melodic Telephone Ringer" (November, p 57), resistor R11 should be 3.3 kilohms in both the Parts List and the schematic. Also on the schematic, the inputs to IC1, the optoisolator, should be pins 1 and 2 not 1 and 3.

In "Oscilloscope Time-Base Generator" (November, p 77), the output pins of IC3 and IC4 should be labelled 3 for the first stage of each IC and 11 for the second stage.

Visit Your Heathkit Electronic Center*

where Heath/Zenith Products are displayed, sold and serviced.

PHOENIX, AZ
2727 W. Indian School Rd.
602-279-6247

ANAHEIM, CA
330 E. Ball Rd.
714-776-9420

CAMPBELL, CA
2350 S. Bascom Ave.
408-377-8920

EL CERRITO, CA
6000 Potrero Ave.
415-236-8870

LA MESA, CA
8363 Center Dr.
714-461-0110

LOS ANGELES, CA
2309 S. Flower St.
213-749-0261

POMONA, CA
1555 N. Orange Grove Ave.
714-623-3543

REDWOOD CITY, CA
2001 Middlefield Rd.
415-365-8155

SACRAMENTO, CA
1860 Fulton Ave.
916-486-1575

WOODLAND HILLS, CA
22504 Ventura Blvd.
213-883-0531

DENVER, CO
5940 W. 38th Ave.
303-422-3408

AVON, CT
395 W. Main St. (Rt. 44)
203-678-0323

HIALEAH, FL
4705 W. 16th Ave.
305-823-2280

PLANTATION, FL
7173 W. Broward Blvd.
305-791-7300

TAMPA, FL
4019 W. Hillsborough Ave.
813-886-2541

ATLANTA, GA
5285 Roswell Rd.
404-252-4341

CHICAGO, IL
3462-66 W. Devon Ave.
312-583-3920

DOWNERS GROVE, IL
224 Ogden Ave.
312-852-1304

INDIANAPOLIS, IN
2112 E. 62nd St.
317-257-4321

MISSION, KS
5960 Lamar Ave.
913-362-4486

LOUISVILLE, KY
12401 Shelbyville Rd.
502-245-7811

KENNER, LA
1900 Veterans Memorial Hwy.
504-467-6321

BALTIMORE, MD
1713 E. Joppa Rd.
301-661-4446

ROCKVILLE, MD
5542 Nicholson Lane
301-881-5420

PEABODY, MA
242 Andover St.
617-531-9330

WELLESLEY, MA
165 Worcester Ave.
617-237-1510

DETROIT, MI
18645 W. Eight Mile Rd.
313-535-6480

E. DETROIT, MI
18149 E. Eight Mile Rd.
313-772-0416

HOPKINS, MN
101 Shady Oak Rd.
612-938-6371

ST. PAUL, MN
1645 White Bear Ave.
612-778-1211

BRIDGETON, MO
3794 McKelvey Rd.
314-291-1850

OMAHA, NE
9207 Maple St.
402-391-2071

ASBURY PARK, NJ
1013 State Hwy. 35
201-775-1231

FAIR LAWN, NJ
35-07 Broadway (Rt. 4)
201-791-6935

AMHERST, NY
3476 Sheridan Dr.
716-835-3090

JERICHO, L.I. NY
15 Jericho Turnpike
516-334-8181

ROCHESTER, NY
937 Jefferson Rd.
716-424-2560

N. WHITE PLAINS, NY
7 Reservoir Rd.
914-761-7690

CLEVELAND, OH
28100 Chagrin Blvd.
216-292-7553

COLUMBUS, OH
2500 Morse Rd.
614-475-7200

TOLEDO, OH
48 S. Byrnes Rd.
419-537-1887

WOODLAWN, OH
10133 Springfield Pike
513-771-8850

OKLAHOMA CITY, OK
2727 Northwest Expressway
405-848-7593

PORTLAND, OR
— see Vancouver, WA

FRAZER, PA
630 Lancaster Pike
(Rt. 30)
215-647-5555

PHILADELPHIA, PA
6318 Roosevelt Blvd.
215-288-0180

PITTSBURGH, PA
3482 Wm. Penn Hwy.
412-824-3564

WARWICK, RI
558 Greenwich Ave.
401-738-5150

DALLAS, TX
2715 Ross Ave.
214-826-4053

FORT WORTH, TX
6825-A Green Oaks Rd.
817-737-8822

HOUSTON, TX
1704 W. Loop N.
713-869-5263

SAN ANTONIO, TX
7111 Blanco Road
512-341-8876

MIDVALE, UT
58 East 7200 South
801-566-4626

ALEXANDRIA, VA
6201 Richmond Hwy.
703-765-5515

VIRGINIA BEACH, VA
1055 Independence Blvd.
804-460-0997

SEATTLE, WA
505 8th Ave. N.
206-682-2172

TUKWILA, WA
15439 53rd Ave. S.
206-246-5357

VANCOUVER, WA
516 S. E. Chkalov Drive
206-254-4441

MILWAUKEE, WI
5215 W. Fond du Lac
414-873-8250

*Units of Veritechnology Electronics Corp. CP-199R3

CLEAR. QUICK. QUIET. ALL THREE, ONLY \$1,095.*

You get sharp, easy-to-read printouts. You get them fast, over 150 characters per second, from a printer that's loaded with convenience features.

The Heath/Zenith 25 Printer is a heavy-duty, high-speed, dot matrix printer. It produces up to 300 lines per minute with whisper-quiet smoothness. The entire 95-character ASCII set prints in upper case and lower case with descenders, in a 9 x 9 matrix. All functions and timing are microprocessor-controlled.

The features described below tell only part of the story. You have to see it in action to know how good it really is.

Pick the store nearest you from the list at left. And stop in today for a demonstration of the Heath/Zenith 25 Printer. If you can't get to a store, send \$1.00 for the new Zenith Data Systems Catalog of assembled commercial computers and also receive free the latest Heathkit Catalog. Write Heath Co., Dept. 010-864, Benton Harbor, MI 49022.

HEATH/ZENITH

Your strong partner


Adjustable tractor-feed width with dual sets of tractors for smooth, bi-directional paper movement. Adjustable vertical and horizontal tabs.

Character pitch is hardware or software-selectable at 10, 12, 13.2 and 16.5 characters per inch, for a maximum of 222 characters per line. That gives you great flexibility in setting up forms.

Standard RS-232C interfacing for compatibility with most systems. Also 20mA current loop serial interface.

Uses standard edge-punched papers in single or multiple forms or fanfold.

Software- or hardware-selectable baud rates at 110, 150, 300, 600, 1200, 4800 and 9600.



Character set includes 33 block graphic characters for charts and graphs.

Heavy-duty construction for reliable operation and long life under daily use.

Convenient cartridge ribbon for quick, no-mess replacement.

Completely enclosed cabinet muffles sound for quiet operation.

Special detectors tell you when you're out of paper or when paper jams.

*In kit form, F.O.B. Benton Harbor, MI. Also available completely assembled and tested at \$1,595. Prices and specifications are subject to change without notice.

CIRCLE NO. 26 ON FREE INFORMATION CARD

CP-204A

NEW PRODUCTS

Additional information on new products covered in this section is available from the manufacturers. Either circle the item's code number on the Free Information Card or write to the manufacturer at the address given.

Ultra-Miniature Cartridges



Audio-Technica's AT55XE is claimed by the manufacturer to be one of the smallest cartridges made, weighing 2.8 grams. It features a 0.3 x 0.7 mm elliptical diamond stylus and a low-mass tubular cantilever. Tracking force is 1.2 to 1.8 grams. The cartridge mounts on any tonearm with standard 1/2", centered mounting holes. The AT55XE is a moving-magnet cartridge with a frequency response of 15 Hz to 25 kHz; output at 5 cm/s and 1 kHz,

3-Head Cassette Deck



Radio Shack is now offering a three-head (ferrite), solenoid-operated cassette deck with double Dolby NR, the Realistic SCT-32. The unit has light-touch controls with color-coded LED status indicators. An automatic record-mute feature works in conjunction with the pause control to

permit tape editing. A memory function resets the tape to the desired position, and a timer input permits unattended operation under the control of an external timer (not included). Twin two-color, 14-step fluorescent meters display either the instantaneous signal level, or a real-time view of the highest signal level encountered. A variable bias control and tape selector adjust for normal, chrome, or metal tapes. Specs: frequency response (metal, ± 3 dB), 30 Hz to 21 kHz; wow and flutter, 0.6%; THD, 0.8%; S/N, 69 dB. \$400.

CIRCLE NO. 93 ON FREE INFORMATION CARD

3.5 mV; channel separation (1 kHz/10 kHz), 28 dB/18 dB; and channel balance, 1 dB. \$125.

CIRCLE NO. 91 ON FREE INFORMATION CARD

Microcomputer Quay

The Quay Model 500 is a single-board, dual double-density 5 1/4" flexible disk-drive computer that is CP/M based. A single-sided disk has a formatted capacity in excess of 400K bytes. Disk access is under DMA control, facilitating high-speed data transfers and multi-tasking CPU (Z80A) operation. Read-after-write verification is automatically performed on all transfers to the disk units. System support includes serial console (RS232C or

20 mA) and parallel line printer ports. Memory consists of 32K bytes of dynamic RAM, expandable to 65K. An expansion port supports two additional disk drives. The desktop cabinet is turnkey operated for system security. \$2995.

CIRCLE NO. 94 ON FREE INFORMATION CARD

Digital Multimeter with Analog Display



Simpson's Model 467 is a hand-held DMM that has a 22-LCD bargraph to supplement its 3 1/2-digit display. The digital section measures dc voltage from 200 mV to 1000 V; dc current from 200 μ A to 2000 mA; ac voltage from 200 mV to 750 V; ac current from 200 μ A to 2000 mA; and resistance from 200 ohms to 2 megohms. Each of the ranges encompasses five divisions. Basic accuracy is said to be 0.1%. The analog section is

designed for observing trends, peaking, and nulling. Peak-hold accuracy is given as approximately 1% of input. Other features include fast pulse-detection for logic analysis, and a visible/audible continuity indication, i.e., the pulse display is held for approximately 100 ms and is accompanied by a tone. Optional accessories include temperature, r-f, and high voltage probes, Amp-Clamp adapter, and carrying case. \$245.

CIRCLE NO. 92 ON FREE INFORMATION CARD

Etching System



Stellmaker Enterprises has designed a power etching kit that includes air pump, air disperser, base with support for a 4 1/2-pint plastic tank, and mounting screws and instructions for assembly. The system will etch pc boards up to 6" x 6". The action of the air pump in agitating the acid is claimed to make for faster and more even etching. \$34.50. Address: Stellmaker Enterprises, 250 Pequot Tr., West-erly, RI 02891.

Ear-Hanging Headphones



Sony's E33 is a set of two individual MDR-type drivers designed to hang from

POPULAR ELECTRONICS



What makes this radar detector so desirable that people used to willingly wait months for it?

Anyone who has used a conventional passive radar detector knows that they don't work over hills, around corners, or from behind. The ESCORT® radar warning receiver does. Its uncanny sensitivity enables it to pick up radar traps 3 to 5 times farther than common detectors. It detects the thinly scattered residue of a radar beam like the glow of headlights on a dark, foggy road. You don't need to be in the direct beam. Conventional detectors do. Plus, ESCORT's extraordinary range doesn't come at the expense of more false alarms. In fact, ESCORT has fewer types and sources of false alarms than do the lower technology units. Here's how we do it.

The unfair advantage

ESCORT's secret weapon is its superheterodyne receiving circuitry. The technique was discovered by Signal Corps Capt. Edwin H. Armstrong in the military's quest for more sensitive receiving equipment. ESCORT's Varactor-Tuned Gunn Oscillator singles out X and K band (10.525 and 24.150Hz) radar frequencies for close, careful, and timely examination. Only ESCORT uses this costly, exacting component. But now the dilemma

The Lady or The Tiger

At the instant of contact, how can you tell a faint glimmer from an intense radar beam? Is it a far away glint or a trigger type radar dead ahead? With ESCORT it's easy: smooth, accurate signal strength information. A soothing, variable speed beep reacts to radar like a Geiger counter, while an illuminated meter registers fine gradations. You'll know whether the radar is miles away or right next to you. In addition, the sound you'll hear is different for each radar band. K band doesn't travel as far, so its sound is more urgent. ESCORT keeps you totally informed.

The right stuff

ESCORT looks and feels right. Its inconspicuous size (1.5Hx5.25Wx5D), cigarette lighter power connector and hook and loop or visor clip mounting make installation easy, flexible, and attractive. The aural alarm is volume adjustable and the alert lamp is photoelectrically dimmed after dark to preserve your night vision. And, a unique city/highway switch adjusts X band sensitivity for fewer distractions from radar burglar alarms that share the police frequency while leaving K band at full strength.

Made in Cincinnati

Another nice thing about owning an ESCORT is that you deal directly with the factory. You get the advantage

of speaking with the most knowledgeable experts available and saving us both money at the same time. Further, in the unlikely event that your ESCORT ever needs repair, our service professionals are at your personal disposal. Everything you need is only a phone call or parcel delivery away.



Carrying case and visor clip included

Corroborating evidence

CAR and DRIVER . . . "Ranked according to performance, the ESCORT is first choice . . . it looks like precision equipment, has a convenient visor mount, and has the most informative warning system of any unit on the market . . . the ESCORT boasts the most careful and clever planning, the most pleasing packaging, and the most solid construction of the lot."

BMWCCA ROUNDEL . . . "The volume control has a 'silky' feel to it; in fact, the entire unit does. If you want the best, this is it. There is nothing else like it."

PLAYBOY . . . "ESCORT radar detectors . . . (are) generally acknowledged to be the finest, most sensitive, most uncompromising effort at high technology in the field."

PENTHOUSE . . . "ESCORT's performance stood out like an F-15 in a covey of Sabrajets."

AUTOWEEK . . . "The ESCORT detector by Cincinnati Microwave . . . is still the most sensitive, versatile detector of the lot!"

The acid test

There's only one way to really find out what ESCORT is all about. We'll give you 30 days to test it for yourself. If you're not absolutely satisfied, we'll refund

your purchase as well as pay for your postage costs to return it. In fact, try an ESCORT and any other detector of your choice. Test them both for 30 days and return the one you don't like. We're not worried because we know which one you'll keep. As further insurance for your investment, ESCORT comes with a full one year limited warranty on both parts and labor. This doesn't worry us either because ESCORT has a reputation for reliability. We know that once you try an ESCORT, radar will never be the same again. So go ahead and do it. Order today.

You don't have to wait

Just send the following to the address below:

- Your name and complete street address.
- How many ESCORTs you want.
- Any special shipping instructions.
- Your daytime telephone number.
- A check or money order.



Visa and MasterCard buyers may substitute their credit card number and expiration date for the check. Or call us toll free and save the trip to the mail box.

CALL TOLL FREE . . . 800-543-1608
IN OHIO CALL 800-582-2696

ESCORT (Includes everything) . . . \$245.00
Ohio residents add \$13.48 sales tax.

Extra speedy delivery

If you order with a bank check, money order, Visa, or MasterCard, your order is processed for shipping immediately. Personal or company checks require an additional 18 days.

ESCORT®


RADAR WARNING RECEIVER

- CINCINNATI MICROWAVE
Department 531
255 Northland Boulevard
Cincinnati, Ohio 45246

each ear without a headband. Each ear-phone weighs approximately 12 grams, and has a frequency response from 40 to 18,000 Hz. The phones are supplied with a mini-stereo plug, i.e., they are for use with portable stereos such as the Walkman. \$35.

CIRCLE NO. 95 ON FREE INFORMATION CARD

Video Cabinet



The Model 2490 cabinet from the Gusdorf Corp. is designed for all 19" sets, plus

VCR or videodisc equipment. Doors conceal a storage compartment that can house a collection of software and accessories. The VCR shelf glides out for easy access when loading cassettes or discs. Dimensions are 31½"H × 27"W × 15"D. \$87.

CIRCLE NO. 96 ON FREE INFORMATION CARD

Apple Mass-Storage System




The Apple III ProFile Personal Mass-Storage System is a self-contained hard-disk system featuring an intelligent controller, a 5¼" Winchester-type disk drive, power supply, read/write head, interface card, and driver software. It is said to increase Apple III's on-line storage capacity to 5-million bytes—equivalent to the amount of information stored by 35 floppy diskettes. The increased storage capacity, combined with fast access times, permits, among other things, expanded word processing and graphics capabilities, according to the manufacturer. Seven new software programs have been developed to

take advantage of the system—including programs in Pascal, Business BASIC, and VisiCalc III. Profile can be used with any Apple III that has 128K bytes of RAM when used with Apple's new operating system, called the Sophisticated Operating System 1.1. Price is \$3500 for the Pro-File alone; \$6990 for the Apple III/Pro-File system.


CIRCLE NO. 97 ON FREE INFORMATION CARD

Interface Analyzer



The Model 700 from Electro Standards Laboratory is an interface analyzer designed as a diagnostic tool for use at the standard EIA RS-232 or CCITT V.24/MIL-188C data interface of modems, multiplexers, terminals, and computers. It monitors all data, timing, and control signals. The Model 700 features tri-state

The printer you
always wanted
but could
never afford,



now you
can afford.

Epson.

The most revolutionary thing about the Epson MX-80 isn't the bidirectional printing or the logical seeking function. It isn't even the disposable print head — although that's pretty revolutionary. The most revolutionary thing about the MX-80 is the price. How, you may ask, could a printer that does as much as the MX-80 cost less than \$650?

Frankly, it wasn't easy. But the MX-80 could only have come from the world's largest manufacturer of print mechanisms. Epson.

The world's first disposable print head. When it wears out, you can just throw it away, because it's one of the least expensive print heads you can buy. And you can change it yourself with one hand.

We spent three long years designing the MX-80 from the ground up to have all the functions people wanted, to be reliable like all Epson Printers, and to be produced on a scale that would allow us to charge less for each one. The MX-80 is our proof that it can be done.

Among its features, the MX-80 prints 96 ASCII, 64 graphic and eight international characters in a tack-sharp 9x9 matrix. It prints bidirectionally at 80 CPS with a logical seeking function to maximize throughput. And it has the world's first *disposable* print head.

If you've ever wanted a printer that could do it all at a price you could afford, you've got to see the Epson MX-80.

Because seeing is believing.



EPSON
EPSON AMERICA, INC.

3415 Kashiwa Street, Torrance, California 90505 • Telephone (213) 539-9140

CIRCLE NO. 19 ON FREE INFORMATION CARD

THE GRAPHIC DIFFERENCE

BETWEEN ATARI® COMPUTERS AND ALL OTHERS.



3.7 million reasons why the ATARI Home Computer is something to see.

The display screen used with our computers is composed of 192 horizontal lines, each containing 320 dots. Delivering color and luminosity instructions to each dot for a second requires 3.7 million cycles... a lot of work for the normal 6502 processor.

That's why the ATARI computer has equipped its 6502 with its own electronic assistant. It's called ANTIC, and it handles all the display work, leaving the 6502 free to handle the rest. What this means to you is uncompromisingly spectacular display capabilities without loss of computer power needed to carry out the demands of your program.

That's a quality you just don't find in ordinary personal computers. And it's one of the reasons some computer experts say that ATARI computers are so far ahead of their time.

There's more... which is what you'd expect from ATARI.


Language. The ATARI Personal Computer uses several programming languages to give the user maximum control of its extraordinary capabilities. PILOT, Microsoft BASIC* and ATARI BASIC are understood and spoken by the ATARI computer. You'll also find our Assembler Editor cartridge indispensable for machine language programming.



Sound. An ATARI computer has four sound generators, or voices, activated by a separate microchip. This leaves the principal microprocessor chips free to perform other tasks. And you can take full advantage of this capability which is designed for easy programming.

Change. ATARI Home Computers have been designed to make change and expansion easy. The ATARI computer has a modular operating system* that can be easily replaced as new technology develops. If you need it, memory expansion requires no more than inserting additional RAM modules* And the ATARI ROM cartridge system also makes it easy to change languages. In short, your ATARI computer won't be obsoleted by future developments... *because it already incorporates the future.*

Sharing. To learn more about the amazing capabilities of ATARI computers, visit your local computer store for a demonstration. Or send for our Technical User's Notes, intended for the serious programmer. They are only \$27 and contain a lot more information about our computers' special capabilities than most companies could tell. See your ATARI dealer, or send \$30 (\$27 plus \$3 postage and handling), payable to ATARI, to Technical User's Notes, c/o ATARI Customer Service, 1340 Bordeaux Avenue, Sunnyvale, CA 94086.



*ATARI 800™ computer only.

LEDs to display the polarity, activity, and validity of key interface signals, simultaneously, in red, green, and red-green mixtures. A compartment in the aluminum case holds a folded EIA cable and mini-patchcords. Fifty test points access all 25 pins on each of the DTE or CDE connectors. A reference chart provides a description of EIA/CCITT interface signals. Powered by four 1.5-V AA batteries, the Model 700 is pocket-sized and weighs 15 oz. \$275. **Address:** Electro Standards Laboratory Inc., P.O. Box 9144, Providence, RI 02940

Mini Stereo System

The Rotel Micro 70 comprises a tuner, amplifier, and cassette deck. The amp is rated at 20 W/ch into 8 ohms or 24 W/ch into 4 ohms, with 0.08% THD over a frequency range from 20 to 20,000 Hz. The tuner has a MOSFET front end, and phase-locked MPX circuitry. Also, an illuminated dial pointer and tape monitor switch. The tape deck is metal-compatible, uses Dolby NR, and has a 5-LED/ch peak-level indicator. Record/playback

head is laminated high-B permalloy; erase head is ferrite core. Wow and flutter, 0.05%. \$360.

CIRCLE NO. 98 ON FREE INFORMATION CARD

25" Color TV kit



The Heathkit GR-2500 color receiver features remote control and on-screen display of channel/time. A PLL Varactor tuning system is said to eliminate noise, contact wear, and the need for channel-to-channel fine tuning. The tuner is capable of receiving 35 CATV service channels and the 82 standard TV channels, as well as off-frequency signals from cable systems, master antenna, or video games. A solid-state automatic fringe-lock circuit is provided for picture stability and fringe-area reception. Digital picture-hold replaces vertical and horizontal customer controls. A comb-filter circuit is said to reproduce up to 330 lines of resolution. The audio section includes two 6" by 9" woofers and two 2" tweeters. The remote control unit (included) has full channel-select, channel-scan, on/off control, and volume adjust; and gives the owner the ability to answer his phone via the optional Space Phone feature. An indicator light shows when the phone is ringing, and an audible ring can be routed through the TV's speaker system. A sensitive microphone is said to permit conversation from anywhere in the room. The kit includes a crosshatch generator for alignment but does not include the cabinet (available separately). \$640 (Space Phone: \$45).

CIRCLE NO. 99 ON FREE INFORMATION CARD

For truly superb FM-stereo reception...

The **GAM Stereo One** vertical antenna

- Pulls in stations you never knew existed
- Transforms fuzzy stations into 'tape quality'
- Reduces multipath problems
- Up to twice the power of the conventional dipole antenna
- Receives from all directions
- Sturdy, stainless steel and PVC construction
- Silver plated brass joints for ultra-sensitive signal passage
- Built to withstand weather
- May be mounted on a mast, windowsill, balcony, or just stand it in the corner



Test it yourself! We offer an honest to goodness 30 day MONEY-BACK guarantee. If it doesn't measure up to your standards, send it back for a full refund of the purchase price.

The suggested list price for Stereo One is \$69.95.

BUY DIRECT AND SAVE \$10.00

Send your check or money order for \$59.95 + 3.50 (shipping and handling) to; ► (N.Y. residents, please add 7% sales tax)

VISA & MASTER CARD buyers may call toll free 1-800-448-8490 9-5 EST Mon-Fri
N.Y. Residents please call 1-315-482-2589



Castle Marketing

Dept. PE
Holland Street
P.O. Box 219
Alexandria Bay,
New York 13607

CIRCLE NO. 12 ON FREE INFORMATION CARD

Radar Detector

The K40 from American Antenna is claimed to detect police radar at a range of 2.96 miles (combined X- and K-bands). The unit may be visor or dash-mounted, attaching with velcro strips. There are separate settings for city (1 mile or less) and highway driving (2 miles or more). A test switch enables a driver to verify that the detector is working properly: a red light flashes and a beeper sounds for ten seconds. The K40 features a waveguide-coupled die-cast antenna said to facilitate radar detection over long distances. Specs: frequency range (X-band) 10.525 GHz ± 110 MHz, (K-band) 24.150 GHz ± 110 MHz; sensitivity, (X-band) 112 dBm W cm; (K-band) 102 dBm W cm; current, 250 mA from 12 V dc. \$380.

CIRCLE NO. 100 ON FREE INFORMATION CARD

Save on Scanners! NEW Rebates!

Communications Electronics™, the world's largest distributor of radio scanners, celebrates 1982 with big savings on Bearcat scanners. Electra Company, the manufacturers of Bearcat scanners is offering consumer rebates on their great line of scanners, when purchased between February 1 and March 15, 1982.

With your scanner, you can monitor the exciting two-way radio conversations of police and fire departments, intelligence agencies, mobile telephones, energy/oil exploration crews, and more. Some scanners can even monitor aircraft transmissions! You can actually hear the news before it's news. If you do not own a scanner for yourself, now's the time to buy your new scanner from Communications Electronics. Choose the scanner that's right for you, then call our toll-free number to place your order with your Visa or Master Card.

We give you excellent service because CE distributes more scanners worldwide than anyone else. Our warehouse facilities are equipped to process thousands of scanner orders every week. We also export scanners to over 300 countries and military installations. Almost all items are in stock for quick shipment, so if you're a person who prefers fact to fantasy and who needs to know what's really happening around you, order your scanner today from CE!

NEW! Bearcat® 350

The Ultimate Synthesized Scanner!

List price \$599.95/CE price \$399.00/\$50.00 rebate
Your final cost is a low \$349.00

7-Band, 50 Channel • Alpha-Numeric • No-crystal scanner • AM Aircraft and Public Service bands. • Priority Channel • AC/DC Bands: 30-50, 118-136 AM, 144-174, 421-512 MHz. The new Bearcat 350 introduces an incredible breakthrough in synthesized scanning: Alpha-Numeric Display. Push a button—and the Vacuum Fluorescent Display switches from "numeric" to word descriptions of what's being monitored. 50 channels in 5 banks. Plus, Auto & Manual Search, Search Direction, Limit & Count, Direct Channel Access, Selective Scan Delay, Dual Scan Speeds, Automatic Lockout, Automatic Squelch, Non-Volatile Memory. Order your Bearcat 350 today!

Bearcat® 300

List price \$549.95/CE price \$349.00/\$50.00 rebate
Your final cost is a low \$299.00

7-Band, 50 Channel • Service Search • No-crystal scanner • AM Aircraft and Public Service bands. • Priority Channel • AC/DC Bands: 32-50, 118-136 AM, 144-174, 421-512 MHz. The Bearcat 300 is the most advanced automatic scanning radio that has ever been offered to the public. The Bearcat 300 uses a bright green fluorescent digital display, so it's ideal for mobile applications. The Bearcat 300 now has these added features: Service Search, Display Intensity Control, Hold Search and Resume Search keys. Separate Band keys to permit lock-in/lock-out of any band for more efficient service search.



NEW! Bearcat® 350

FREE Bearcat® Rebate Offer

Get a coupon good for a \$50 rebate when you purchase a Bearcat 350 or 300. \$25 rebate on model 250 or 20/20. \$15 rebate on model 210XL. \$10 rebate on model 160 or 4-6 Thin Scan. To get your rebate, mail rebate coupon with your original dated sales receipt and the Bearcat model number from the carton to Electra. You'll receive your rebate in four to six weeks. Offer valid only on purchases made between February 1, 1982 and March 15, 1982. All requests must be postmarked by March 31, 1982. Limit of one rebate per household. Coupon must accompany all rebate requests and may not be reproduced. Offer good only in the U.S.A. Void where taxed or prohibited by law. Resellers, companies, clubs and organizations—both profit and non-profit—are not eligible for rebates. Employees of Electra Company, their advertising agencies, distributors and retailers of Bearcat Scanners are also not eligible for rebates. Please be sure to send in the correct amount for your scanner. Pay the listed CE price in this ad. Do not deduct the rebate amount since your rebate will be sent directly to you from Electra. Orders received with insufficient payments will not be processed and will be returned. Offer subject to change without notice.

Bearcat® 250

List price \$429.95/CE price \$279.00/\$25.00 rebate
Your final cost is a low \$254.00

6-Band, 50 Channel • Crystalless • Searches Stores • Recalls • Digital clock • AC/DC Priority Channel • 3-Band • Count Feature. Frequency range 32-50, 146-174, 420-512 MHz. The Bearcat 250 performs any scanning function you could possibly want. With push button ease you can program up to 50 channels for automatic monitoring. Push another button and search for new frequencies. There are no crystals to limit what you want to hear. A special search feature of the Bearcat 250 actually stores 64 frequencies and recalls them, one at a time, at your convenience.

NEW! Bearcat® 20/20

List price \$449.95/CE price \$289.00/\$25.00 rebate
Your final cost is a low \$264.00

7-Band, 40 Channel • Crystalless • Searches AM Aircraft and Public Service bands • AC/DC Priority Channel • Direct Channel Access • Delay Frequency range 32-50, 118-136 AM, 144-174, 420-512 MHz. The Bearcat 20/20 automatic scanning radio replaces the Bearcat 220 and monitors 40 frequencies from 7 bands, including aircraft. A two-position switch, located on the front panel, allows monitoring of 20 channels at a time.

Bearcat® 210XL

List price \$349.95/CE price \$229.00/\$15.00 rebate
Your final cost is a low \$214.00

6-Band, 18 Channel • Crystalless • AC/DC Frequency range: 32-50, 144-174, 421-512 MHz. The Bearcat 210XL scanning radio is the second generation scanner that replaces the popular Bearcat 210 and 211. It has almost twice the scanning capacity of the Bearcat 210 with 18 channels plus dual scanning speeds and a bright green fluorescent display. Automatic search finds new frequencies. Features scan delay, single antenna, patented track tuning and more!

Bearcat® 160

List price \$299.95/CE price \$194.00/\$10.00 rebate
Your final cost is a low \$184.00

5-Band, 16 Channel • AC only • Priority Dual Scan Speeds • Direct Channel Access Frequency range: 32-50, 144-174, 440-512 MHz. The Bearcat 160 is the least expensive Bearcat crystalless scanner. Smooth keyboard. No buttons to punch. No knobs to turn. Instead, finger-tip pads provide control of all scanning operations.

NEW! Bearcat® 100

The first no-crystal programmable handheld scanner. Allow 30-120 days for delivery after receipt of order due to the high demand for this product.

List price \$449.95/CE price \$299.00

8-Band, 16 Channel • Liquid Crystal Display Search • Limit • Hold • Lockout • AC/DC Frequency range: 30-50, 138-174, 406-512 MHz. The world's first no-crystal handheld scanner has compressed into a 3" x 7" x 1 1/4" case more scanning power than is found in many base or mobile scanners. The Bearcat 100 has a full 16 channels with frequency coverage that includes all public service bands (Low, High, UHF and "T" bands), the 2-Meter and 70 cm. Amateur bands, plus Military and Federal Government frequencies. It has chrome-plated keys for functions that are user controlled, such as lockout, manual and automatic scan. Even search is provided, both manual and automatic. Wow... what a scanner!

The Bearcat 100 produces audio power output of 300 milliwatts, is track-tuned and has selectivity of better than 50 dB down and sensitivity of 0.6 microvolts on VHF and 1.0 microvolts on UHF. Power consumption is kept extremely low by using a liquid crystal display and exclusive low power integrated circuits.

Included in our low CE price is a sturdy carrying case, earphone, battery charger/AC adapter, six AA nicad batteries and flexible antenna. For earliest delivery from CE, reserve your Bearcat 100 today.

TEST ANY SCANNER

Test any scanner purchased from Communications Electronics™ for 31 days before you decide to keep it. If for any reason you are not completely satisfied, return it in original condition with all parts in 31 days, for a prompt refund (less shipping/handling charges and rebate credits).

CIRCLE NO. 1 ON FREE INFORMATION CARD

Bearcat® Four-Six ThinScan™

List price \$189.95/CE price \$124.00/\$10.00 rebate
Your final cost is a low \$114.00

Frequency range: 33-47, 152-164, 450-508 MHz.

The incredible, Bearcat Four-Six Thin Scan™ is like having an information center in your pocket. This four band, 6 channel crystal controlled scanner has patented Track Tuning on UHF. Scan Delay and Channel Lockout. Measures 2 3/4 x 6 1/4 x 1". Includes rubber ducky antenna. Order crystal certificate for each channel. Made in Japan.

Fanon Slimline 6-HLU

List price \$169.95/CE price \$109.00

Low cost 6-channel, 3-band scanner!

The Fanon Slimline 6-HLU gives you six channels of crystal controlled excitement. Unique Automatic Peak Tuning Circuit adjusts the receiver front end for maximum sensitivity across the entire UHF band. Individual channel lockout switches. Frequency range 30-50, 146-175 and 450-512 MHz. Size 2 3/4 x 6 1/4 x 1". Includes rubber ducky antenna. If you don't need the UHF band, get the Fanon model 6-HL for \$99.00 each, and save money. Same high performance and features as the model HLU without the UHF band. Order crystal certificates for each channel. Made in Japan.

OTHER SCANNERS & ACCESSORIES

NEW! Regency† DB10 Scanner	\$319.00
NEW! Regency D300 Scanner	\$219.00
NEW! Regency D100 Scanner	\$169.00
NEW! Regency H604 Scanner	\$129.00
Regency M400 Scanner	\$259.00
Regency M100 Scanner	\$199.00
Regency R1040 Scanner	\$149.00
SCMA-6 Fanon Mobile Adapter/Battery Charger	\$49.00
CHB-6 Fanon AC Adapter/Battery Charger	\$15.00
CAT-6 Fanon carrying case with belt clip	\$15.00
AUC-3 Fanon autolighter adapter/Battery Charger	\$15.00
PSK-6 Base Power Supply/Bracket for SCMA-6	\$20.00
SP50 Bearcat AC Adapter	\$9.00
SP51 Bearcat Battery Charger	\$9.00
SP58 Bearcat 4-6 ThinScan™ carrying case	\$12.00
MA506 Regency carrying case for H604	\$15.00
FB-E Regency Directory for Eastern U.S.A.	\$12.00
FB-W Regency Directory for Western U.S.A.	\$12.00
FFD Federal Frequency Directory for U.S.A.	\$12.00
TSG "Top Secret" Registry of U.S. Government Freq.	\$10.00
ASD Frequency Directory for Aircraft Band	\$10.00
B-4 1.2 V AAA Ni-Cad batteries (set of four)	\$9.00
A-135cc Crystal certificate	\$3.00

Add \$3.00 shipping for all accessories ordered at the same time.

INCREASED PERFORMANCE ANTENNAS
If you want the utmost in performance from your scanner, it is essential that you use an external antenna. We have six base and mobile antennas specifically designed for receiving all bands. Order #A60 is a magnet mount mobile antenna. Order #A61 is a gutter clip mobile antenna. Order #A62 is a trunk-clip mobile antenna. Order #A63 is a 3/4 inch hole mount. Order #A64 is a 3/8 inch snap-in mount, and #A70 is an all band base station antenna. All antennas are \$35.00 and \$3.00 for UPS shipping in the continental United States.

BUY WITH CONFIDENCE

To get the fastest delivery from CE of any scanner, send or phone your order directly to our Scanner Distribution Center.† Be sure to calculate your price using the CE prices in this ad. Michigan residents please add 4% sales tax. Written purchase orders are accepted from approved government agencies and most well rated firms at a 10% surcharge for net 10 billing. All sales are subject to availability, acceptance and verification. All sales on accessories are final. Prices, terms and specifications are subject to change without notice. Out of stock items will be placed on backorder automatically unless CE is instructed differently. Most products that we sell have a manufacturer's warranty. Free copies of warranties on these products are available prior to purchase by writing to CE. International orders are invited with a \$20.00 surcharge for special handling in addition to shipping charges. All shipments are F.O.B. Ann Arbor, Michigan. No COD's please. Non-certified and foreign checks require bank clearance. Minimum order \$35.00.

Mail orders to: Communications Electronics™, Box 1002, Ann Arbor, Michigan 48106 U.S.A. Add \$7.00 per scanner or phone product for U.P.S. ground shipping and handling, or \$14.00 for faster U.P.S. air shipping to some locations. If you have a Visa or Master Card, you may call anytime and place a credit card order. Order toll free in the U.S.A. Dial 800-521-4414. If you are outside the U.S. or in Michigan, dial 313-994-4444. Dealer inquiries invited. Order without obligation today!

Scanner Distribution Center™ and CE logos are trademarks of Communications Electronics.

† Bearcat is a federally registered trademark of Electra Company, a Division of Masco Corporation of Indiana.
‡ Regency is a federally registered trademark of Regency Electronics Inc. AD # 121081

Copyright 1982 Communications Electronics™



854 Phoenix □ Box 1002 □ Ann Arbor, Michigan 48106 U.S.A.
Call TOLL-FREE (800) 521-4414 or outside U.S.A. (313) 994-4444

JOIN FOTOMAT'S MO AND PICK FOR

ORDINARY PEOPLE

PICK ANY TWO
INTRODUCTORY MOVIES.

EVERY WHICH WAY
BUT LOOSE
SUPERMAN
BLAZING SADDLES
ORDINARY PEOPLE
THE DEER HUNTER
THE SEDUCTION
OF JOE TYNAN
WHICH WAY IS UP?
THE INCREDIBLE
SHRINKING WOMEN
CHEECH AND CHONG'S
NEXT MOVIE
PROM NIGHT
MELVIN AND HOWARD
NORTH DALLAS FORTY
CHINATOWN
SATURDAY NIGHT FEVER
MASSAGE:
THE TOUCH OF LOVE

MOVIES-BY-MAIL CLUB

A PAIR OF HITS

ONLY \$14.95 EACH.

You can buy these incredible bargains through Fotomat's Movies-By-Mail, a brand new club dedicated to bringing you hit films on videocassette at the most rock-bottom prices you've ever seen. In fact, at 50-60% off the regular retail price.

Our movies are from Fotomat's enormous rental inventory, a film library bigger than any other national club. These previously-rented movies are guaranteed to be top-quality and in excellent condition. If you're ever not completely satisfied with a movie, you may return it within 15 days for a free replacement.

Fotomat is able to make this offer because of our unique position as America's only national videocassette rental library. We are your best opportunity to save hundreds of dollars while building your own home video library at prices that can't be beat.

Here's how Movies-By-Mail works:

You select 2 titles for only \$29.90 the pair (plus \$3.95 postage and handling). And you simply agree to buy 4 more movies over the next year—at prices starting as low as \$19.95 each.

Every 6 weeks you'll receive a free list of movies to choose from. Coming up, we have 1941, The Blues Brothers, The Incredible Shrinking Woman and Dracula, among many others.

Ordering is quick and simple: just call Movies-By-Mail toll-free at 800-345-8500. (In Pennsylvania: 800-662-5180.) And we'll send your movies out immediately.

Or, you may handle all your transactions by using the order forms available to members.

So check off the two hits you want and fill out the coupon below. You'll be on your way to saving big bucks on the best movies.

Which will really make these hits something to remember.



Yes, please enroll me in Fotomat's Movies-By-Mail Club and rush my 2 introductory movies listed below. As a member of the Club, I agree to purchase 4 more movies during the next year.

CHECK ONE: BETA VHS

TITLE _____

TITLE _____

Enclosed is a check or money order (please do not send cash) for \$33.85 (\$29.90 plus \$3.95 postage and handling). Make your check payable to: Fotomat's Movies-By-Mail P.O. Box 1199, Asbury Park, NJ 07712. Add sales tax where applicable.

NAME _____

ADDRESS _____

CITY _____

STATE _____ ZIP _____

Required for Credit Card Orders:

Please bill my Mastercard VISA

ACCT NO. _____

EXP. DATE _____

SIGNATURE _____

You may also join by calling toll-free at: 800-345-8500. (In Pennsylvania: 800-662-5180.)

FOTOMAT'S MOVIES-BY-MAIL CLUB 

ENTERTAINMENT ELECTRONICS

Live Recording Revisited

By Ivan Berger

BACK in the days when tape decks still had tubes, I used to do a lot of live recording. My activities were semi-professional, and so was my equipment: a Premier Tapesonic tape deck (half-track stereo at 15 ips on 10½-inch reels), an Ampex mixer, and a variety of low-impedance mikes (mainly Shure, Electro-Voice and Bang & Olufsen, with one Sony condenser).

But now the Premier is ailing, the Ampex is in storage and most of my microphones have been ripped off. So when a cellist friend, Chase Morrison, asked me to tape her recital the other night, I had to scramble together the equipment I had handy: an Akai GX-F95 cassette deck, an Aiwa CM-30 stereo electret microphone, a pair of AKG K340 headphones, and a couple of extension cords. (Bringing the cords was the most important thing I learned in my early recording days.)

One difference became noticeable as soon as I headed out the door: a transistorized cassette deck, even a feature-packed one like the Akai, is only about one-third the weight of a big, tube-operated open-reel deck. I was lucky, though, that I had a suitcase the Akai's size—home tape decks don't have handles like the ones designed specifically for field use.

The mike caused the biggest hassle when I got to the hall. Not that it didn't sound good—it did. But it's designed for handheld or tabletop use with Aiwa's TP-S30 portable stereo cassette recorder, not for this kind of recording situation. The first problem came when I tried to put it on a mike stand—there were no holes threaded for one. When I tried to clamp it to a mike stand, I discovered that this microphone has almost no vibration shielding (there isn't room for much since it's the smallest stereo mike made) and rigid attachment to a stand would make it pick up every footstep and floor vibration. Since it has a small table stand built in, I set that on a beanbag (for a bit of height) and a sponge (for isolation); that worked fine.

Again, because it was designed for use with a hand-held recorder, the mike's cord was only about four feet long. But I had no time to wire up extension cables, nor even any idea how many feet I could extend them without getting into hum problems or high-frequency losses (probably not too bothersome, though, with a mike impedance under 1,000 ohms). So I was forced to keep my tape

deck within four feet of the mike—which meant I had to put it on stage.

In the old days, working with very low mike impedances and balanced (separate-ground) lines, I'd have only put the mikes on stage, and run a hundred feet or so of cable to some off-stage nook where I could work inconspicuously. Now I could only be inconspicuous if I wasn't there, which meant setting levels at the start of the concert and only sidling up to start and stop the tape between pieces.

Two modern design trends helped me, there. One was that, instead of my Tapesonic's thin, black VU-meter needle, the Akai had a fluorescent bargraph recording-level display. This made it possible for me to read my levels from more than 30 feet away. Two aspects of this "meter" were especially helpful: The display spots changed color above 0 VU, so I could tell at a glance when my peaks went that high. And a peak-hold feature kept the highest peak illuminated for a second or two; so I didn't have to watch the display like a hawk, but could just look up immediately after hearing each peak.

It also helped that the Akai's dynamic range is wide—not that different, in fact, from my big machine of 15 years ago. (It's rated at 61 dB, on chrome tape without Dolby, plus an additional 10 dB above 5 kHz when Dolby's switched on—as it was, naturally enough.) With less dynamic range, I'd have had to stay right at the controls, "riding gain" as the music got louder or softer. As it was, I had to arrive early enough for Chase to bring her cello out on stage and give me a one-minute recital so I could preset my levels—but that would be good practice even if I could be right at the controls to ride gain.

The other modern design trend I referred to above was the use of color-coded, illuminated transport control buttons. Thanks to them, when I got nervous about whether I had, indeed, remembered to push both buttons and release the pause switch at the start of the piece, I had only to glance up and see one red and one green button glowing to know that I had.

One aspect of the Akai's controls got in my way in the recording. But that's not so much the machine's fault as mine, for going out into the field with a machine designed for living-room use. The GX-F95's designers wanted it to be a living-room showpiece, as un-mechanical-looking and sleek as it could be. So

they covered the tape compartment with one smooth, unbroken panel, and recessed most of the controls behind another one, leaving only the electronic displays and control buttons visible.

Even at home, I find covering up the cassette window is a minor nuisance. Without that window, I can't tell when I've wound past the tape's leader (why couldn't cassette leaders be half their present length?) onto the recordable part of the tape, nor can I quickly judge how much unrecorded tape remains.

The recessed controls, though, make a lot of sense at home. Once you've used them to match the deck to your favorite tapes (automatic on the Akai) and so set the line input level to match your system's tape output, you'll rarely need them. So why not cover them up?

In the field, though, some problems arise. The microphone input level controls are the concentric, clutched-together type. This makes it easy to turn the gain up and down for both channels at once, but makes it a little hard to adjust one relative to the other—especially when the controls are recessed, as here. My semiprofessional deck's controls were all big, black, separate knobs—and even then, I quickly replaced them with even bigger, color-coded ones.

The AKG phones worked out fairly well, too. They have a very true sound and wide frequency response. They also have better isolation than any other phones I use. That's doubly important in performance recording, since you can't really monitor recorded sound unless you eliminate outside sounds and you don't want the sounds inside the phone to leak out and distract the audience or performers. My only reservation about the AKGs is low efficiency—few recorders have enough headphone-output power to drive them loudly when the signal levels get low. (On my old semi-pro system, that wouldn't have been a problem: since the Tapesonic had no headphone output at all, I'd added a Shure headphone amplifier, which had plenty of gain.)

How did the tapes sound? A wee bit hissier than the best of my old 15-ips ones, but less hissy than the worst—which makes me wonder how good one of today's 15-ips machines would be. There was no overload distortion whatsoever; that and the hiss suggest I set my levels too cautiously. With the controls out of reach, though, I had little chance to adjust things during the performance. I also had trouble balancing the cello and piano—if only I'd had transformers handy to use with my B&O crossed-ribbon stereo mike, I could have solved that problem, and gotten my tape deck off the stage, to boot. If I'd had time to tape the previous night's rehearsal, I'd have found and corrected both problems.

On the whole, though, I'd call the session a success—today's home gear matches 10-year-old semi-professional equipment in performance, if not always in convenience. ♦

Audio Product of the Month

CHOSEN BY THE EDITORS OF POPULAR ELECTRONICS

ILP Audio Power Amplifier Module

THE ILP MOS200 is an integrated, encapsulated power-amplifier module that, when operated from a ± 55 -V supply, can deliver 120 W to an 8-ohm load with harmonic and intermodulation distortions typically less than 0.006%. Its rated frequency response (at the -3 -dB points) is 15 Hz to 100 kHz. An input of 500 mV is required for rated power output, and the input impedance is 100 kilohms. The amplifier can be used with loads of 4 ohms or higher, although its ratings apply only to 8-ohm operation.

The MOS200 is 3" square and 4.7" deep (much of the latter due to integral heat sinks). It weighs about 2 lb. Since the MOSFET output stages are inherently immune to thermal runaway problems and have no internal current limiting or other protective circuits, the amplifier should be used with external fuses in the power-supply leads to protect itself and the speakers from damage in the event of a mishap.

The ILP MOS200 modules are priced at \$129.95 each. They are manufactured in Great Britain and distributed in the U. S. by Gladstone Electronics, 901 Fuhrmann Blvd., Buffalo, NY 14203.

General Description. The ILP MOS200 is one of a series of modular power amplifiers designed to permit assembly of a high-quality, high-power amplifier (in a format of one's own choosing) at a moderate cost. The importer carries suitable power-supply components, chassis and panel assemblies, and modular preamplifiers for assembling a complete amplifier.

Another application for these modules is to up-date an existing amplifier if the latter's power supply is adequate. The MOS200 requires a split power supply delivering equal plus-and-minus voltages (nominally ± 55 V, and not to exceed ± 60 V). Since all the amplifier components and wiring are within the encapsulated body, the external connections (to solder pins extending from the rear of the epoxy body) consist only of the plus and minus dc connections, signal input and output terminals, and a ground terminal. The amplifier must be

connected using a "star ground" technique to avoid ground loops. This requires that all "0-V" connections, both of signal and power leads, and including the speaker return leads, be made at a single point at the power supply.

The recommended dc supply fuses are 2.5-A quick-blow types. These are adequate for high listening levels and will withstand full power peaks for the brief periods during which they occur, yet will protect almost any speaker of nominal 8-ohm impedance against an amplifier or power-supply fault that could place a high dc voltage across the output terminals. Although the amplifier has a 100-V input blocking capacitor, the rest of the circuit is direct-coupled.

The MOS200, having a large heat



sink integral with the amplifier module, requires only the free circulation of air vertically through the fins for safe operation. In confined spaces, or when high average power levels are to be used, a cooling fan may be required.

Laboratory Measurements. We installed a pair of ILP MOS200 modules in the cabinet of an older (and obsolete) amplifier whose power supply was able to deliver ± 55 V under load. The modules were entirely within the cabinet, but the fan that had been a part of the

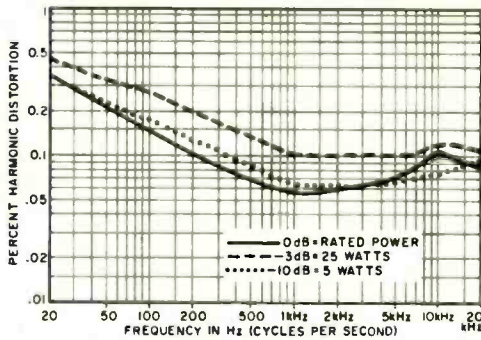
original amplifier provided internal air circulation. Every effort was made to observe the correct grounding techniques during the conversion.

Since the MOS200 is sold singly, we drove only one channel at a time. (Only the power supply would have been stressed by simultaneous operation of both channels.) Although the modules are not rated in accordance with FTC requirements, we preheated them for one hour at $1/3$ rated power and five minutes at full power. The heat-sink fins never became too warm to touch.

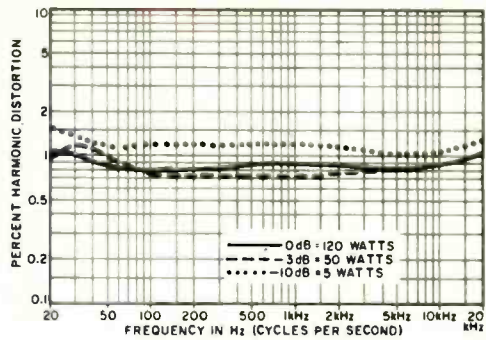
Our initial tests produced disappointing distortion readings, far higher than the published ratings. We found that the amplifier was oscillating (at about 4 MHz) with an output rms amplitude of about 1 V. The total harmonic distortion (THD + N) reading was about 1% at most power levels. Some experimenting with grounding of the signal circuits and bypassing of the power supplies had no effect on the oscillation. However, reducing the supply voltage to less than ± 40 V eliminated it entirely.

We therefore made two sets of distortion and power measurements, using supply voltages of ± 55 V (HI) and ± 35 V (LO). Both modules we tested had essentially similar performance, but we cannot overlook the possibility that the power supply and grounding configuration of our test setup (which could not be conveniently modified) was contributing to, or even causing, the instability.

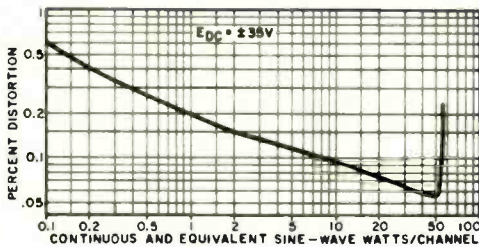
The 1000-Hz clipping power output into 8 ohms was 136 W (HI) and 57 W (LO). The former corresponds to an IHF clipping headroom rating of 0.54 dB. Clipping headroom could not be measured with lower load impedances at the HI voltage, due to blowing the dc power supply fuses; but into 4 ohms, the LO clipping output was about 86 W. The dynamic power output was measured with 20-millisecond bursts of 1000 Hz, in accordance with industry standards. The low duty cycle (two bursts per second) made it practical to measure the clipping output into low load impedances with this signal. The maximum dynamic power into 8 ohms was 129 W (HI), for a dynamic headroom rating of



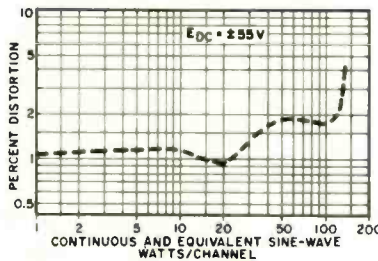
Harmonic distortion at three power levels with $\pm 35\text{-V}$ power supply. Rated power assumed to be 50 watts.



Harmonic distortion at three power levels with high ($\pm 55\text{ V}$) power supply.



Distortion for LO and HI power supply levels at 1000 Hz.



0.3 dB. With the LO voltage, it was 60 W. Into 4 ohms the HI and LO power outputs were measured at 209 and 85 W respectively; and into 2 ohms, the burst waveform clipped at 290 and 129 W.

At the rated 120 W output into 8 ohms (HI), the distortion was between 0.8 and 1% from 20 to 20,000 Hz and did not vary significantly at lower power levels. With the LO supply voltage, the distortion was about 0.35% at 20 Hz, falling to less than 0.06% in the 700-to-2000-Hz range and increasing to about 0.1% at higher frequencies. As before, the distortion was not materially different at reduced power outputs.

At 1000 Hz (and LO voltage) the distortion fell linearly from 0.6% at 0.1 W to 0.055% at 50 W, just before clipping occurred. With the HI voltage the distortion

was about 1% up to 25 W, rising to 2% at 125 W. The amplifier was stable with a reactive load simulating a loudspeaker, which introduced a slight overshoot and ringing on an otherwise nearly perfect square-wave output.


The low-level frequency response was down 0.6 dB at 30 Hz and 50 kHz, and -3 dB at 14 Hz and 135 kHz. The IHF slew factor was about 10, with the output waveform becoming slightly triangular at about 200 kHz when the amplifier was driven with a "full power" input signal. The input sensitivity was 43 mV for a reference output of 1 W, and the A-weighted output noise was -68 dB referred to 1 W with the input open-circuited. With the standard 1000-ohm input termination, the noise reading was -54.5 dB.

User Comment. We can assume that the high-frequency oscillation we experienced with the MOS200 modules was not necessarily typical or even inherent in the units themselves. Time limitations prevented us from experimenting with different wiring and grounding configurations, which might have corrected the problem.


Ignoring that factor, the MOS200 clearly represents a simple and direct method of obtaining a high-power, high-quality audio power amplifier. It should be especially attractive in cases where an older solid-state amplifier with a suitable power supply is due for replacement since the supply can be used as we did in our test set-up. However, we suggest taking great care to maintain a "star ground" configuration, and it would be advisable to monitor the amplifier output with an oscilloscope to check on its freedom from oscillation. (In our case, the "distortion" was not really audible as such when the oscillation was present, but it seems pointless to invest in amplifiers of this caliber and not obtain the full performance of which they are capable.) The oscillation could be seen at a rather low amplitude even on a narrow-band (500-kHz) scope, but was shown in its full proportions on a wide-band scope, which also enabled its frequency to be determined.

If the available power supply has less than the $\pm 55\text{-V}$ nominal rating of the amplifier, there is no harm in using a lower voltage, except that the amplifier's capability will not be completely utilized. A lower-power version of the amplifier module (the MOS120) is available for $\pm 45\text{-V}$ operation at about $\frac{2}{3}$ the price of the MOS200. Judging from the dynamic power measurements we made on the MOS200, the ILP modules have exceptional current output capability, and should be able to drive the lowest load impedances one will ever encounter in a home music system to a satisfactory level.

For the user who is "starting from scratch," a complete ILP amplifier can be assembled from the power-supply component kit, a pair of MOS200 modules, and a rack-mount chassis/cabinet, for about \$410.—Julian D. Hirsch



The only external connections to the totally encased module are solder pins for positive and negative supply voltages, input and output, and a ground.



TalkTalk™ *The world's first hands-free consumer mobile communication system lets you keep in touch while on the go.*

Do you remember the CB fad? Six years ago Americans jammed the air waves as everybody discovered the fun of personal communications.

But like all big fads, CB soon died. People hung up their mikes and gave CB back to the truckers who started the fad in the first place.

The personal communications fad is now back with an entirely new concept. TalkTalk is a headphone with a boom mike that lets you talk hands-free with someone else blocks away. Your voice activates a transmitter. When you stop talking, the transmitter automatically shuts off and you receive. The transmitter, receiver and power supply are located in a small case thinner than a pack of cigarettes which you wear clipped to your belt or placed in your pocket.

SAFER THAN HEADPHONES

You hear the receiver through an adjustable headphone which you comfortably wear over your right or left ear. This leaves one ear free to hear the sounds around you—much safer for outside activities than the popular stereo headphones.

You can now communicate, hands-free and in safety, while you cycle, hike, jog, work or play for up to one-half mile and all on a single 9-volt battery that lasts up to 8 hours of typical use. But there's much more.

An antenna circles the headphone so there's no ugly wire protruding from the top of your head and you keep your conversations private because the range is reduced to a block. But if you want to reach out to the unit's half mile range, simply unhook the antenna wire from its clamp and presto, you have an ugly wire protruding from the top of your head.

UNIT CAPTURES SIGNAL

TalkTalk was built in Japan with the same technology used in professional communication systems. For example, the system uses frequency modulation (FM) as opposed to the amplitude modulated signal used in CB. CB frequencies tend to get crowded—with powerful stations often talking on top of each other.

Not true with FM. The system's FM receiver uses a "capture effect," to reject all other signals letting you hear only the one signal closest to you. You capture a clear, crisp, easy-to-hear transmission. And since the Federal Communications Commission has set aside the TalkTalk's frequency of 49 megahertz for 100 milliwatt maximum power, no other higher power station will bury you. But wait, there's even more.

A voice-activated sensitivity switch lets you adjust your boom mike for all outside noise conditions—low for a motorcycle and medium or high for a bicycle. And a two-staged volume control lets you securely adjust the volume level with no fear of accidentally moving it.

You can keep the system's 6-ounce case in your vest pocket or clip it to your belt with its removable pager-styled clip. In fact, even the clip is impressive. It's a heavy-duty device that can be slipped off when you want to keep the unit in your pocket.

The boom portion of the mike is malleable. That means you can bend it in any direction and it will stay there. Wear the mike close to your mouth, far away, or even bend it out of the way completely.

Use your imagination. We used ours and came up with over 100 activities that make the TalkTalk useful or fun. Sure, the obvious ones like cycling, hiking, sports, work and play came easy. But how about using a pair in a shopping center to keep in touch? Or how about keeping in contact with your home while you walk the dog? TalkTalk can be used for outdoor treasure hunts, or by tour directors and ski instructors. The list goes on.

PLENTY OF UTILITY

And don't forget the surprise of contacting someone else on a TalkTalk like you used to on CB. If enough people use them, you'll be able to ride your bicycle down a path and meet other TalkTalkers as well. There are five separate channels to choose from. If you order a pair, we'll send you a matched frequency set. To order more on that frequency simply specify the frequency on your reorder form.

TalkTalk is manufactured by Standard Communications—an established manufacturer of professional two-way communications systems—assurance that your modest investment is well protected. The TalkTalk was designed for rugged use but if service is ever required, Standard's convenient service-by-mail center is as close as your mailbox.

To order your TalkTalk, send a check for **\$119.95** per unit (\$239.90 per pair) plus \$4.00 postage and insured delivery to the address below. Illinois residents please add 6% sales tax. Credit card buyers may call our toll-free number below. We'll send your TalkTalk complete with one 9-volt battery, headphone, transmitter/receiver, boom mike and complete instructions along with a one-year limited warranty.

GIVE IT A WORKOUT


When you receive your unit, really give it a workout. See how far you can transmit with the antenna up or down. Use it in a shopping center, on a bike ride or in your factory. See how comfortable it feels and how safe you feel with one ear free to hear outside sounds. Then decide if you want to keep it. If for any reason you are not satisfied, return your unit in its original condition within 30 days and we'll refund your money in full including \$4.00 postage and handling.

Every once in a while we discover a product that really is fun yet opens up a new dimension in convenience and utility. The TalkTalk is just that product. Order a pair at no obligation, today.

JS&A PRODUCTS THAT THINK®

Dept. PE One JS&A Plaza
Northbrook, Ill. 60062 (312) 564-7000
Call TOLL-FREE 800 228-5000
In Nebraska Call 800 323-6400
©JS&A Group, Inc., 1981

BUY ONE of these great professional books when you join the



THE BYTE BOOK OF PASCAL Edited by Blaise W. Liffick. 340 pp., illus. In this timely book you get up-to-date *Byte* articles on the subject—from a general introduction to system hardware—from top experts in the field. Includes two versions of a Pascal compiler, one written in BASIC and the other in 8080 assembly language ... a p-code interpreter written in both Pascal and 8080 assembly language ... Pascal vs. COBOL ... a chess-playing program ... an APL interpreter ... and more.

789/673 Pub. Pr., \$29.95 Club Pr., \$22.50

MICROPROCESSORS AND LOGIC DESIGN. By Ronald L. Krutz. 467 pp., illus. First microcomputer designed for practicing engineers. This logically organized book provides a thorough understanding of microcomputer hardware, fabrication technology, software, and interfacing.

582349-7 Pub. Pr., \$27.95 Club Pr., \$21.50

AUTOMATIC DATA PROCESSING HANDBOOK. Edited by The Diebold Group. 976 pp., 269 illus. Written by a staff of internationally recognized authorities on ADP, this comprehensive handbook explains systems, programming and the languages, communications processes, and the design and installation of today's computers.

168/075 Pub. Pr., \$49.95 Club Pr., \$37.50

MICROPROCESSOR PROGRAMMING AND SOFTWARE DEVELOPMENT By F.G. Duncan. 320 pp., with diagrams, tables, and index. For the experienced professional who's a newcomer to microprocessors ... this is the introduction to microprocessor programming you've been hoping for! One careful step at a time, the author tracks through his subject with thoroughness and clarity. The detailed discussion is based on four widely used processors—the Motorola 6800, Intel 8080 and 8085, and Zilog Z80.

582069-2 Pub. Pr., \$28.00 Club Pr., \$21.50

COMPUTER NETWORKS. By Andrew S. Tanenbaum. 517 pp., 201 illus. Covering a complex subject from the topology design problem to distributed data bases and distributed operating systems, it uses an ISO model in which networks are divided into seven layers ... and follows the structure of the model to a considerable degree without straining your knowledge of calculus.

582362-4 Pub. Pr., \$28.00 Club Pr., \$21.50

SOFTWARE ENGINEERING Edited by Randall W. Jensen and Charles C. Tonies. 580 pp., illus. This book examines all phases of software engineering. It provides an integrated treatment of the true foundations of effective project management and also serves as a dependable guide for designing better programs, implementing them more efficiently, and protecting them from theft or misuse.

788/367 Pub. Pr., \$29.95 Club Pr., \$20.95

THE GIANT HANDBOOK OF COMPUTER PROJECTS By the Editors of 73 Magazine. 504 pp., 217 illus. This book shows you how to build computer equipment from scratch—either as a hobby in itself or as part of another interest such as amateur radio or electronics. The book starts with the fundamental and then covers such projects as computer games, a bionic clock, a computer-controlled thermometer, and much more.

582012-9 Pub. Pr., \$15.95 Club Pr., \$13.50

PRINTED CIRCUITS HANDBOOK. Edited by C. F. Coombs, Jr. 2nd Ed., 634 pp., 595 illus. Covering the subject of printed circuits from the design's idea to final acceptance, this enormously well-received work includes double-sided plated boards through printed boards and also the major variations such as multilayer and flexible circuits.

126/089 Pub. Pr., \$38.50 Club Pr., \$28.95

PRINCIPLES OF INTERACTIVE COMPUTER GRAPHICS. By William M. Newman and Robert Sproull. 2nd Ed., 544 pp., illus. Now in a revised, updated Second Edition, this is a volume that has long been the standard source of information for designers!

463/387 Pub. Pr., \$28.95 Club Pr., \$22.50

COMPILER DESIGN AND CONSTRUCTION. By Arthur B. Pyster. 357 pp., with sample programs, charts, diagrams, and a comprehensive index. A practical introduction to compiler writing that also shows you how to transform your design into a working product. The book uses PASCAL as the source language—and the IBM 360/370 Assembly Language as the target language—to demonstrate how to build a clearly organized, error-free compiler.

582026-9 Pub. Pr., \$24.50 Club Pr., \$19.95

BE SURE TO CONSIDER THESE IMPORTANT TITLES AS WELL—

ADVANCES IN COMPUTER PROGRAMMING MANAGEMENT. By T.A. Riello
582170-2 Pub. Pr., \$29.50 Club Pr., \$23.95

DESIGN AND STRATEGY FOR DISTRIBUTED DATA PROCESSING. By J. Martin
582437-X Pub. Pr., \$37.50 Club Pr., \$26.50

TELECOMMUNICATION SYSTEM ENGINEERING ANALOG AND DIGITAL NETWORK DESIGN. By R.L. Freeman
582165-6 Pub. Pr., \$32.50 Club Pr., \$25.75

DIGITAL COMPUTER FUNDAMENTALS, 5/e. By T.C. Bartee
038/945 Pub. Pr., \$22.95 Club Pr., \$17.50

MICROPROCESSORS/MICROCOMPUTERS SYSTEM DESIGN. By Texas Instruments, Inc.
637/58X Pub. Pr., \$24.50 Club Pr., \$19.50

HOW TO DESIGN, BUILD & PROGRAM YOUR OWN WORKING COMPUTER SYSTEM. By R. P. Haviland
788/987 Pub. Pr., \$14.95 Club Pr., \$12.70

MICROPROCESSORS AND MICROCOMPUTERS: One-Chip Controllers to High-End Systems. By Electronics
191/417 Pub. Pr., \$27.50 Club Pr., \$21.50

MICROCOMPUTER INTERFACING HANDBOOK: A/D And D/A. By J. J. Carr
582188-5 Pub. Pr., \$14.95 Club Pr., \$12.70

ASSEMBLERS, COMPILERS, AND PROGRAM TRANSLATION. By P. Calingaert
582110-9 Pub. Pr., \$20.95 Club Pr., \$15.95

APPLE PASCAL. By A. Luehrmann & H. Peckham
491/712 Pub. Pr., \$14.95 Club Pr., \$10.95



and GET ONE FREE (values up to \$60.00) COMPUTER PROFESSIONALS' BOOK CLUB

ELECTRONICS DICTIONARY. Edited by John Markus. 4th Ed., 768 pp., 1,173 illus. The indispensable standard authority on the meaning of 17,090 terms that make up the language of today's electronics is now available in a revised, updated edition. A model of clarity, conciseness, and authority, it is the best place to look for speedy retrieval of the information you need.

404/313 Pub. Pr., \$29.95 Club Pr., \$22.50

MICROPROCESSOR APPLICATIONS MANUAL. By Motorola Semiconductor Products, Inc. 720 pp., illus., 8 1/2 x 11 format. With nuts-and-bolts practicality, this manual by the Motorola people (who should know) gives you detailed applications information on microprocessors and assumes no prior knowledge on your part about MPUs.

435/278 Pub. Pr., \$42.50 Club Pr., \$29.50

MICROCOMPUTER INTERFACING By Bruce Artwick, 352pp., 117 illus. In this up-to-date, complete design guide you'll find the detailed descriptions and explanations necessary to enable you to select, build, and interface microcomputer systems to virtually all applications. Advanced interface devices and methods are thoroughly examined and illustrated, with emphasis on design procedures, optimization, performance, and reliability.

789/436 Pub. Pr., \$24.95 Club Pr., \$18.95

THE PASCAL HANDBOOK. By Jacques Tiberghien. 471 pp., illus. This powerful tool clarifies and reconciles the major Pascal dialects... organized alphabetically from ABS to WRITELN, and through symbols from ' to (**)... helps you get all there is from Pascal!!

582365-9 Pub. Pr., \$35.00 Club Pr., \$27.50

PRINCIPLES OF FIRMWARE ENGINEERING IN MICROPROGRAM CONTROL. By Michael Andrews. 347 pp., 202 illus., and tables. Organizing the many design considerations from both the hardware and software viewpoints, this book provides valuable tools for developing a digital system through algorithmic state machine techniques in ROM-centered structures.

582200-8 Pub. Pr., \$21.95 Club Pr., \$17.95

ELECTRONIC GAMES, Design, Programming and Troubleshooting. By W. H. Buchsbaum and R. Mauro. 335 pp., 338 illus. Information you need to design, program, and troubleshoot electronic games is right here in this widely popular hands-on guide.


087/210 Pub. Pr., \$26.95 Club Pr., \$20.95

COMPUTER SYSTEMS ARCHITECTURE. By Jean-Loup Baer. 626 pages. 263 charts, diagrams & tables. A book that takes software and hardware out of their respective pigeonholes... and describes their interaction with the thoroughness of an encyclopedia! You'll find this is a thorough and valuable integration of data processing's "two worlds" and their fascinating relationship.

582208-3 Pub. Pr., \$24.50 Club Pr., \$18.95

DATA STRUCTURES USING PASCAL. By Aaron M. Tenenbaum and Moshe J. Augenstein. 544 pp., illus. With its emphasis on structured design and programming techniques, this definitive work takes you on a trailblazing journey through Pascal. Separate chapters are devoted to the stack, recursion, queues and lists. Pascal list processing, trees, graphs and their applications.

582230-X Pub. Pr., \$23.95 Club Pr., \$18.50



COMPUTER DICTIONARY AND HANDBOOK. By Charles and Robert Sippl. 624 pp., illus. This handy reference/guide defines and explains a wide range of computer procedures, products, problems, and applications. Appendixes provide a "state-of-the-art" guide to essential computer concepts.

582079-X Pub. Pr., \$29.95 Club Pr., \$14.95

ENCYCLOPEDIA OF COMPUTER SCIENCE. Edited by Anthony Raiston and C. L. Meek. 1,500 pp., 60 illus., 100 charts, 7 x 10 format. This first and only in-depth coverage of the entire field of computer science in a single volume is comprehensive and completely up to date.

769/01X Pub. Pr., \$60.00 Club Pr., \$39.95

Choose any one of these books at the special club discount, and select any other as your gift Free of Charge when you enroll

Why YOU should join now!

- **BEST AND NEWEST IN YOUR FIELD** — Books are selected from a wide range of publishers by expert editors and consultants to give you continuing access to the best and latest books in your field.
- **BIG SAVINGS** — Build your library and save money too! Savings ranging up to 30% or more off publishers' list prices — usually 20% to 25%.

BONUS BOOKS — You will immediately begin to participate in our Bonus Book Plan that allows you savings of between 70%-80% off the publishers' prices of many professional and general interest books!

- **CONVENIENCE** — 12-14 times a year (about once every 3-4 weeks) you receive the Club Bulletin FREE. It fully describes the Main Selection and alternate selections. A dated Reply Card is included. If you want the Main Selection, you simply do nothing — it will be shipped automatically. If you want an alternate selection — or no book at all — you simply indicate it on the Reply Card and return it by the date specified. You will have at least 10 days to decide. If, because of late delivery of the Bulletin you receive a Main Selection you do not want, you may return it for credit at the Club's expense.

As a Club Member you agree only to the purchase of 3 books (including your first selection) during your first year of membership. Membership may be discontinued, by either you or the Club at any time after you have purchased the first selection plus 2 additional books. Orders from outside the U.S. cannot be accepted.

Other McGraw-Hill Book Clubs: Accountants' and Controllers' Book Club • Architects' Book Club • Chemical Engineers' Book Club • Civil Engineers' Book Club • Electronics and Control Engineers' Book Club • Mechanical Engineers' Book Club

For more information, write to:

McGraw-Hill Book Clubs

1221 Avenue of the Americas, 26th fl., New York, NY 10020

McGraw-Hill Book Clubs Computer Professionals' Book Club



P.O. Box 582,
Hightstown, New Jersey 08520

Please enroll me as a member and send me the two books indicated, billing me for my first selection only at the discounted member's price, plus local tax, shipping and handling charges. I agree to purchase a minimum of 2 additional books during my first year of membership as outlined under the Club plan described in this ad. A shipping and handling charge is added to all shipments.

Write Code No. of the
FREE selection here

Write Code No.
of First Selection here

Charge my VISA MASTERCARD Exp. Date _____

Credit Card # _____

Signature _____

Name _____

Address/Apt. # _____


City, State, Zip _____

Corporate Affiliation _____

This order subject to acceptance by McGraw-Hill. All prices subject to change without notice. Offer good only to new members. Orders from outside the U.S. cannot be accepted.

P39561

PURE GENIUS. GIVE YOUR PHONE A BRAIN.



Automatically re-dials busy numbers until your party is reached.

Stores 30 numbers in memory for one-touch dialing.

Built-in speaker.

Quartz clock times calls.

Push-button tone dialing.

ULTRA-FAST Sprint/MCI -or- emergency dialing

Large digital LED display.

and much more...

DICTOGRAPH, the producer of communication systems for The White House and Pentagon, introduces The Phone Controller. If you value your time and spend more than 5 minutes a day on the phone, prepare yourself for a welcome surprise.

Like only a few of the better dialers selling at twice the price, this compact brain stores 30 frequently dialed numbers in its memory for instantaneous dialing at a single touch. But that's only the beginning.

Ends busy number frustration.

Imagine this... if you reach a busy number, simply let The Phone Controller redial the number automatically, once a minute up to 14 times, until your connection is made.

The Phone Controller does all the work. You just pick up the receiver when you hear the voice of the person you are calling on the built-in speaker. You can also redial manually, as often as you like, using the speed redial key. There's more.

Quartz clock, stopwatch timer.

Each number dialed, whether by you or The Phone Controller, appears in a large bright LED display, which otherwise shows the time of day in hours, minutes and seconds. The stopwatch feature times all outgoing calls automatically and can even time a particular part of a call. This is great for keeping track of long-

distance expenses or improving your time management.

Built-in speaker.

You don't have to pick up the phone to dial. Just push the right key and listen for the other person's voice or a busy signal on the speaker—before you even touch the phone receiver. The speaker also allows group listening, if desired.



Displays numbers dialed on large bright LED display.



Places call on hold while the word "HOLD" flashes on the display.



Quartz clock is displayed when your phone is not in use. Automatically times outgoing calls.

Single or multi-line.

The Phone Controller adds a hold feature and touch dialing to any phone, home or business. You get advanced features without adding a penny to your monthly phone bill. A three position pulse switch allows connection to any phone system in the world, single or multi-line.

The Phone Controller will also access computers and toll services such as Sprint, M.C.I., and others.

Simple installation procedures provide for single line or business multi-line connection.

A \$119 miracle.

The most remarkable feature of The Phone Controller is its price...just \$119. Even at twice the price, there's nothing else like it. The Phone Controller is manufactured to the highest standards in the United States by a leader in the communications field—DICTOGRAPH. The system is complete with simple instructions, AC adapter, 90 day warranty and service (if ever needed) is readily available.

Now for multi-line use!

For use with multiple-line office phones, add only \$15 for adapter.

Two week - trial.

Try it out first, at our risk. See for yourself. If you're not positively impressed within two weeks, simply return it for a prompt, courteous refund.

ORDER NOW TOLL FREE

Order product #17. VISA / Master Card customers may use 24 hr toll free number. Or send \$119 check plus 3.50 shipping. (Add \$15 if multi-line adapter ordered.) Wash. residents add 6.4% tax.

(800)227-1617 ext 194
In California (800) 772-3545

THE PROGRESSIVE EDGE
TOMORROW'S PRODUCTS... TODAY.

4218 Genesee Street S.W.
Seattle WA 98116

CIRCLE NO. 47 ON FREE INFORMATION CARD

Popular Electronics Tests



Panasonic Model CT-3031 13" Color TV Receiver

THE model CT-3031 from Panasonic is a 13" color receiver that features a brand new 90" cathode ray tube and an independent picture/sound tuner that can be removed from the cabinet and used as a remote control. The set has quartz-synthesized and phase-locked-loop tuning. A ColorPilot double-pole switch automatically controls tint, color, brightness, and contrast; it is also tunable when engaged. Dimensions are 14"H × 20"W × 15½"D; weight is about 30 lb. Suggested retail price is \$500.

The 90" cathode ray tube has been developed by Matsushita to overcome resolution limitations in the main lens of its regular 29-mm in-line color tubes—both in center and edge performance. Accordingly, the new overlapping field lens (OLF) gun partially merges its aperture lenses without widening normal three-beam separation (Fig. 1), offering a larger effective lens diameter, with a nearly circular cross-section. Magnification and spherical aberration are comparable to those of a standard 7.6-mm circular lens, but the OLF has an effective enlargement of 1.7 times greater. A new triode prefocus lens has also been added, improving resolution by about 20%. The spot size, too, is 20%

larger than that produced by a standard high bipotential (Hi Bi) shadow-mask lens system.

ColorPilot. "ColorPilot" is actually a static dc switch, connected to inputs of video chroma processor IC601 (Fig. 2). In the ON position, ColorPilot switch S601 parallels brightness control R313 with fixed resistor R311, splitting current and increasing bias on internal IC brightness, but lowering I-detector bias by grounding one end of R641. At the same time, ground is removed from the junction of R607 and D301, releasing R607 as a shunt across R605, back-biasing D301. This raises the R307 Panabrite potential along with that of the R604 color control, and produces a general increase in luma/chroma intensity. Dc tint, however, is unaffected. Balloons A27 and A29 through A32 below are simply non-terminated chassis "looker" points, probably used in manufacturing checkout.

Integrated circuit IC601 is a highly complex array of large-scale integrated transistors, resistors, and diodes that does virtually all the luma/chroma amplifying, controlling, and color detection with the help of one Q302 common-emitter inverter and a Q303 low-imped-

ance current amplifier. Video buffer Q301 is the chroma/luminance driver for the entire chip and supplies not only color and brightness information, but also composite sync to the sync separator in IC401 (not shown)—which includes both the vertical and horizontal signal oscillators.

The ac-coupled and inverted output of Q302 passes across the usual multi-microsecond delay line to an emitter peaking circuit, and then to the contrast control. The ensuing contrast block is then acted upon by sync and black-level pedestal clamping, with aid from gate pulse shaping, to ensure a stable sync/signal level during overall reception. These same gating pulses at a 15,734-Hz rate offer timing for the color-killer detector and usually open the automatic phase detector (apc) for burst, as well as governing conduction time of the voltage-controlled oscillator (vco). There is however, a reference generator, controlled by the vco for the two I and Q chroma detectors, which make use of the 3.579545-MHz color sync, or 'burst'.

Chroma also reaches the color control via the burst gate and second bandpass amplifier and, in turn, is dc-controlled by both Panabrite and color potentiometers, as well as by the color killer, which

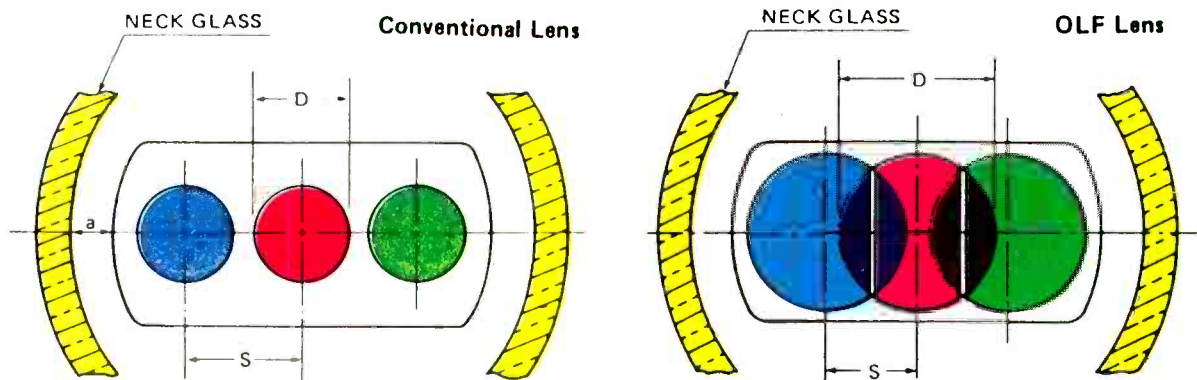


Fig. 1. In the overlapping field lens gun, the aperture lenses are partially merged without widening the normal three-beam separation. This gives a larger effective lens diameter and nearly circular cross-section.

shuts down extraneous signals when there is no incoming burst. During normal transmissions, color output from the color control advances through an RC network above IC601 to the R-Y and B-Y demodulators.

The variable resistors (Sub. Bright, Sub. Color, Sub. Tint) above and below IC601 are simply current-limiting rheostats from dc supplies, and are used to limit potentials of the customer controls bearing those names.

Tuners. Here we have another pleasant surprise. There are r-f amplifiers, oscillators, and mixers in both of the 82-channel u/v tuners, along with separate agc controls for each tuner. A 14-pin integrated circuit (designated "PLL" for phase-locked loop) has inputs from each tuner and a common output into the S-board tuner-controller of the main circuit board. At this point, signals are received for volume up/down, channel scan, and power on/off. Bandswitching and tuner-switching turn-on voltages are generated here, in addition to a separate isolated and fused power supply, an active low-pass filter, an optical isolating coupler for a dc amplifier, an IC comparator, and a microprocessor.

The microprocessor, of course, receives and issues commands for the channel, audio, and on/off functions. The comparator compares tuner inputs with frequency-synthesized and crystal-controlled voltages from the microprocessor and issues an aft voltage to the tuners whenever they drift above or below the broadcast video carrier. A red LED indicates channel numbers.

Also crystal-controlled, the front-panel transmitter has an 18-pin integrated circuit that responds to an infrared signal via dual diodes. The channel and audio selections are then superimposed as digital commands on the infrared carrier for virtually noise-immune transmissions to the receiver.

(continued on page 34)

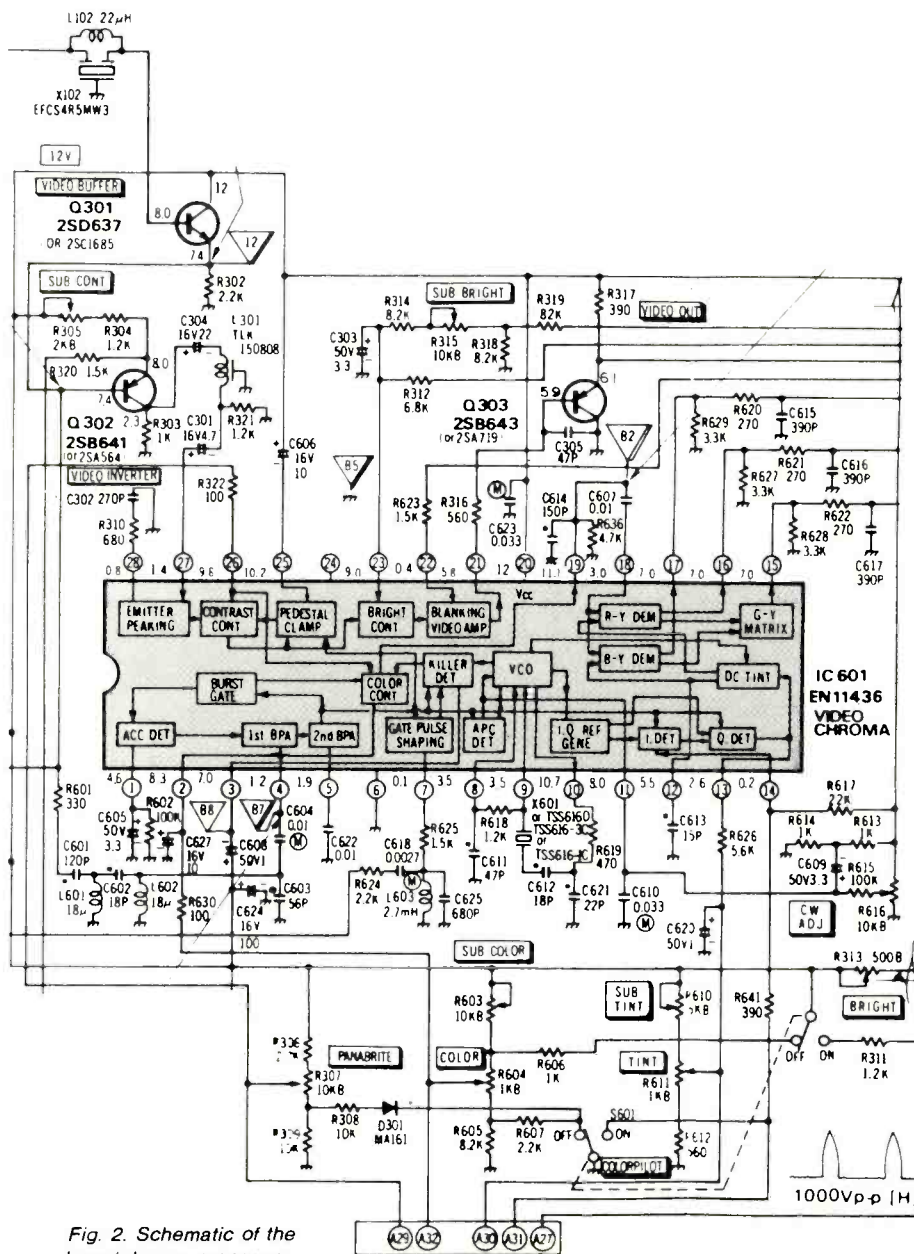



Fig. 2. Schematic of the luma/chroma processor.

NEW! Here's a professional, portable DC-20 MHz Oscilloscope with build-it-yourself Heathkit savings



Compact enough to fit under an airplane seat, the Heathkit IO-3220 represents outstanding value in its class. Weighing only 16 pounds, the IO-3220 is designed for field service troubleshooters who need a light, portable battery-operated scope for use where AC power is not available.

Dual-trace versatility: The IO-3220 allows you to compare two different signals simultaneously – to make input/output comparisons, check phase relationships and accomplish other complex measurements. Algebraic functions add versatility.

Special invert display function: Enables you to compare two waveforms that are nearly 180 degrees out of phase – by inverting one of the waveforms.



X-Y inputs for Lissajous measurements: Feed two separate input signals to the IO-3220.

Wide DC-20 MHz bandwidth: The IO-3220 can measure a very wide range of input signals.

Outstanding sensitivity: Vertical signals as low as 2 millivolts can be accurately measured by the very sensitive IO-3220. Accuracy is as

high as 3 percent (from 20-30 deg. C), on both vertical and horizontal measurements.

Save more than 30% when you build it yourself: The IO-3220 Portable 20 MHz Oscilloscope Kit is value-priced at just \$689.95*.

Easy to build: Thorough Heathkit assembly manuals take you step-by-step, from unpacking to final plug-in. Anyone can do it. And experienced service techs are just a phone call away, to help you during building or servicing.

FREE CATALOG

Complete details on Heathkit oscilloscopes – and nearly 400 other electronic kits for your home, work or pleasure – are in the new Heathkit catalog. Send the coupon at right for yours today, or pick one up at any of the 65 convenient Heathkit Electronic Centers[®] located throughout the U.S. and Canada.

If coupon is missing, write Heath Co., Dept. 010-866, Benton Harbor, MI 49022. In Canada write Heath Co., 1480 Dundas St. E., Mississauga, Ont. L4X 2R7.



Heathkit[®]

Mail Order, F.O.B. Benton Harbor, MI. Also available assembled, mail order priced at \$995.00, F.O.B. Prices, specifications and product availability subject to change without notice. * See the white pages of your telephone book for the Heathkit Electronic Center nearest you. Heathkit Electronic Centers in the U.S. are operated by Veritechnology Electronics Corporation, a wholly-owned subsidiary of Zenith Radio Corporation. GX-387

CIRCLE NO. 28 ON FREE INFORMATION CARD

MAIL TO: Heath Company, Dept. 010-866
Benton Harbor, MI 49022

YES, Please send me your free Heathkit Catalog.
I'm not currently receiving your catalog.

Name _____

Address _____

City _____ State _____

GX-387 _____ Zip _____

(Continued from page 32)


Comments. This 11-IC, 31-transistor, 13" set is, by far, the best Panasonic has produced since its very expensive 19" modular receiver of some years ago. Although its luminance bandpass is but 3 MHz (comparable to all other 13-inchers), and audio is somewhat restricted, the overall results are surprisingly good. With its new picture tube and well-designed electronics, this set will hold its own easily.

You'll like the dual-speed up/down remote control, the 75-ohm vhf input, -7-dBmV tuner sensitivity, the 98-to-100% high- and low-voltage regulation, the excellent 43-dB video signal-to-noise ratio, the 91.5% dc restoration, and the 99.8% solid convergence. With adequate surface-wave filter input, we could not record any interference on the usual 2, 4, or 5 vhf channels; and agc swing between saturation and cutoff measured a very respectable 64 dB.


We recorded a 9,000° K CRT temperature, but this may be due to a hand adjustment at the factory. A typical production-line reading would probably be nearer 8,000° K, similar to a comparable Zenith receiver. We also were unable to turn the raster completely off with front-panel contrast brightness controls, possibly again due to the hurry-up setting of the limiting controls.

—Stan Prentiss


CIRCLE NO. 103 ON FREE INFORMATION CARD



The chassis of the Model CT-3031 holds eleven ICs and 31 transistors.



Swept chroma patterns at detector and CRT with vector.



Multiburst at video detector and red cathode of CRT.


**PANASONIC MODEL CT-3031
13" COLOR TV RECEIVER
LABORATORY DATA**

Parameter	Measurement
Tuner/receiver sensitivity (before snow):	vhf (Ch. 3): -7 dBmV uhf (Ch. 20): -3 dBmV
Voltage regulation w/ signal input (line varied from 105 to 130 V):	Low voltage: 12-V supply—100% 130-V supply—98.5% High voltage: 24-kV supply—97.8%
Luminance bandpass at video detector:	4 MHz
Luminance bandpass at CRT:	3 MHz
S/N at CRT:	43 dB
Convergence:	99.8%
Horizontal overscan:	20%
Audio response (-3 dB at speaker input):	80 Hz to 4 kHz
Pincushion/barreling/flagwaving:	None
Agc swing from saturation to cutoff:	64 dB
CRT color temperature	9000°K
Dc restoration:	91.5%
CB interference (Chs. 2,4,5 at 60 ft):	None
Power requirements (signal applied):	78 W (avg.)

Note: Instruments used in these measurements are: Tektronix 7L 12 and 7L5 spectrum analyzers; Telequipment D66 and D67A oscilloscopes; Sadelco FS-3D VU f/s meter; Winegard DX-300 amplifier; Data Precision 245, 258, 1750 multimeters; B & K-Precision 1250 and 3020 NTSC & sweep/function generators; Sencore VA48 (modified), CG169 video & color bar generators and PR57 variable power supply; Tektronix C-5C, Minolta XD-11 cameras, and Gossen Luna-Pro light meter.



The 20-kHz swept audio shows dropping off at 8 kHz (2 kHz/div.)



Signal/noise at CRT measures a solid 43 dB.

Popular Electronics Tests



Xerox 820 Desktop Computer

**Workstation system
operates in an Ethernet environment**

ALTHOUGH many view the Xerox 820 as just another personal computer, it is touted by its manufacturer as a low-cost, desktop workstation for use in an Ethernet-type environment. Moreover, the 820 is designed as an adjunct to the company's Star information system and, as such, it lacks some of the frills associated with more expensive personal computers.

Specifically, the 820 offers users an upgraded electronic typewriter that trades paper for a 12" black-and-white CRT display and employs disk storage. What the 820 doesn't offer are such things as game control ports, color, and sound generation. Instead, Xerox has opted to provide what it considers three key elements in system design:

- Ease of use. The system is fully menu-driven so the untrained operator can adapt to it more readily.
- Industry compatibility. It uses a Z-80, 2.5-MHz microprocessor, and Digital Research's CP/M operating system.
- The inclusion of multiple communi-

cation features: RS-232 and parallel port interconnects.

The basic system comes packaged with a stand-alone CRT that supports a 24-line by 80-character display (1,920 characters), a detached 96-character ASCII keyboard with function keys, and a 10-key numeric keypad. It also has dual 5.25", single-density disk drives with a total capacity of 90K bytes (approximately 40 pages of typed material per drive), 64K RAM memory and 4K of system ROM, and a demonstration diskette designed to assist familiarization with the system. The price for this basic system is \$2,995. Adding the Model 630, 40-cps, daisy-wheel Diablo printer brings the price up to \$5,895 minus software. Optional 8", single-side, single-density dual drives can store 250K characters (approximately 130 pages of typed material per drive).

To add the software, an extra \$200 is needed for CP/M, and \$500 for the WordStar word-processing package. Other software packages, such as Sorcim's SuperCalc and a Xerox 871 inter-

active communications emulator for 3270-mode access, will be available later with prices ranging from about \$195 to \$300.


Although Xerox plans to have MBASIC, CBASIC-2, COBOL-80, MSORT, and possibly dBase II available soon, they weren't ready at the time of this review.

Inside the System. We were unable to fully test the 820 under various heat and electrical conditions, but we did take a look inside the main housing. This is the case that encloses the CRT screen, a single-board computer, and interfaces. The CRT is manufactured by Clinton, which is the major CRT supplier for terminal manufacturers. It's a 10-MHz type, so sufficient bandwidth is provided for a crisp 1,920-character display.

It is interesting that Xerox employed standard off-the-shelf drivers with a fly-back transformer for the CRT. No attempt was made to minimize the display board, thus cooling requirements are not strict.

(Continued on page 40)

Learning electronics is no picnic.



**At any level it
takes work and
a few sacrifices.
But with CIE,
it's worth it.**

Whoever said, "The best things in life are free," was writing a song, not living a life. Life is not just a bowl of cherries, and we all know it.

You fight for what you get. You get what you fight for. If you want a thorough, practical, working knowledge of electronics, come to CIE.

You can learn electronics at home by spending just 12 hard-working hours a week, two hours a day. Or, would you rather go bowling? Your success is up to you.

At CIE, you *earn* your diploma. It is not handed to you simply for putting in hours. But the hours you do put in will be on your schedule, not ours. You don't have to go to a classroom. The classroom comes to you.

Why electronics training?

Today the world depends on technology. And the "brain" of technology is electronics. Every year, companies the world over are finding new ways to apply the wonders of electronics to control and program manufacturing, processing...even to create new leisure-time products and services. And the more electronics applications there are, the greater the need will be for trained technicians to keep sophisticated equipment finely tuned and operating efficiently. That means career opportunities in the eighties and beyond.

Which CIE training fits you?

Beginner? Intermediate? Advanced? CIE home study courses are designed for ambitious people at all entry levels. People who may have:

1. No previous electronics knowledge, but do have an interest in it;
2. Some basic knowledge or experience in electronics;
3. In-depth working experience or prior training in electronics.

You can start where you fit and fit where you start, then go on from there to your Diploma, FCC License and career.

Many people can be taught electronics.

There is no mystery to learning electronics. At CIE you simply start with what you know and build on it to develop the knowledge and techniques that make you a specialist. Thousands of CIE graduates have learned to master the simple principles of electronics and operate or maintain even the most sophisticated electronics equipment.

CIE specializes exclusively in electronics.

Why CIE? CIE is the largest independent home study school that specializes exclusively in electronics. Nothing else. CIE has the electronics course that's right for you.

Learning electronics is a lot more than memorizing a laundry list of

facts about circuits and transistors. Electronics is interesting! It is based on recent developments in the industry. It's built on ideas. So, look for a program that starts with ideas and builds on them. Look to CIE.

Programmed learning.

That's exactly what happens with CIE's Auto-Programmed® Lessons. Each lesson uses famous "programmed learning" methods to teach you important principles. You explore them, master them completely, before you start to apply them. You thoroughly understand each step before you go on to the next. You learn at your own pace.

And, beyond theory, some courses come fully equipped with electronics gear (the things you see in technical magazines) to actually let you perform hundreds of checking, testing, and analyzing projects.

Experienced specialists work closely with you.

Even though you study at home, you are not alone! Each time you return a completed lesson, you can be sure it will be reviewed, graded and returned with appropriate instructional help. When you need additional individual help, you get it fast and in writing from the faculty technical specialist best qualified to

answer your question in terms you can understand.

CIE prepares you for your FCC License.

For some jobs in electronics, you must have a Federal Communications Commission (FCC) License. For others, some employers tend to consider your license a mark in your favor. Either way, your license is government-certified proof of your knowledge and skills. It sets you apart from the crowd.

More than half of CIE's courses prepare you to pass the government-administered exam. In continuing surveys, nearly 4 out of 5 graduates who take the exam get their licenses! You can be among the winners.

Associate Degree

Now, CIE offers an Associate in Applied Science Degree in Electronics Engineering Technology. In fact, all or most of every CIE Career Course is directly creditable towards the Associate Degree.

Today is the day. Send now.

Fill in and return the postage-free card attached. If some other ambitious person has removed it, cut out and mail the coupon. You'll get a FREE school catalog plus complete information on independent home study. For your convenience, we'll try to have a CIE representative contact you to answer any questions you may have.

Mail the card or the coupon or write CIE (mentioning name and date of this magazine) at: 1776 East 17th Street, Cleveland, Ohio 44114.



Pattern shown on oscilloscope screen is simulated.

CIE Cleveland Institute of Electronics, Inc.
1776 East 17th Street, Cleveland, Ohio 44114

PE-56

YES... I want to learn from the specialists in electronics — CIE. Send me my FREE CIE school catalog...including details about the Associate Degree program...plus my FREE package of home study information.

Print Name _____

Address _____ Apt. _____

City _____

State _____ Zip _____

Age _____ Phone (area code) _____

Check box for G.I. Bill bulletin on Educational Benefits: Veteran Active Duty

MAIL TODAY!

39

(Continued from page 35)

The power supply, located at the rear of the enclosure, is vertically mounted and surrounded by a cardboard shield. Although we couldn't be certain, it appeared to be a switching supply, rather than of linear design. This would improve overall heat characteristics of the system.

The main circuit board for the computer is mounted along the bottom and supports the CPU, memory, and interface electronics. Surprisingly, no shielding was evident for any of the active elements, and it appeared that the memory chips are directly below the deflection yoke of the CRT.

Located on the back panel are four DB-25-type connectors for the disk drives, the keyboard, the printer, and one marked "communication." These are RS-232 connectors and follow the standard layout. The keyboard and printer connections are 8-bit parallel. Interconnects are handled using RG-8U cable with full shielding and AMP connectors with screw lockdowns. In addition to the connectors, there is a system RESET switch.

The display/processor tips the scale at 30 lb and measures 13"x14"x15". The keyboard assembly weighs 10 lb and measures 4"x10"x20". Add 10 lb more for the 5.25" disk assembly and 48 lb more if you choose the 8" system.

Interestingly, although the 820 is designed to work with both 5.25" and 8" drives attached, on the system tested, only one or the other could be used, as no daisy-chaining of the drives was permissible.

Evaluation. The system we reviewed consisted of the display processor, keyboard, dual 5.25" drives, and Model 630 printer.

When power was turned on, we were greeted with a message asking us to enter an *A* for boot, or *T* for typewriter. Tapping the *T* turns the 820 into a very expensive typewriter, with everything entered via the keyboard output to the printer (if attached). If the *A* is entered without having put in a diskette, the system generates an error message and stops. To continue requires system RESET or POWER OFF/ON.

For our evaluation, we used CP/M and the word-processing package, a special optimized version of MicroPro's WordStar. On booting, we were taken directly into the first menu screen of about 12 lines that guide us through the various attributes of the word-processing system.

When we booted the system and were put into the word processor, we noticed that the display features white characters on a black background with no highlighting. All the menus in WordStar were displayed with number selections, with no highlighting distinguishing the various attributes. We found this disconcerting since we feel highlighting is a prime feature for user-oriented systems, and is so used in other WordStar applications.

Another difficulty we encountered was that the Xerox version of WordStar is designed differently in that the menus and methods of choosing a feature are redefined from conventional WordStar. This can be a problem if you are familiar with WordStar since it means virtually relearning the commands. However, due to the depth of the menus and the amount of explanation (which, incidentally, is greatly amplified compared to conventional WordStar), with the use of the HELP key, relearning takes only a few minutes.

To test how well everything functioned in terms of speed, we entered a document consisting of four pages of text on a 50-column line (about 3,000 characters). We found that the arrowed keys used for moving the cursor did not function within the word processor. However, as usual, control keys are used to move around the document. The majority of the keys responded slowly, making it possible to type ahead of the system. Typing at 60 wpm, we found that characters were being dropped.

Saving and restoring the document to and from disk took almost a full minute. This time isn't unusual considering that 5.25" disks are fairly slow in transfer. To find out how quickly the system responded, we entered the SPOOL mode to print the document and do further editing at the same time. Typically, the disk system will SPOOL out the document to the printer until interrupted by disk access requirements or by the processor when performing movement of text in memory. Usually no interrupt takes place until end-of-line is reached and a carriage return or line feed is inserted, with little or no degradation on the output or screen input.

We ended up slowing down our typing since the system appeared not to be able to keep up, dropping characters. This signaled to us that the keyboard buffer was apparently too small, thus allowing overflow and causing an interrupt in timing problem.

What we did like about the system was the use of menus throughout. Since no cooling fans are used, the system is quiet and we found that it ran fairly cool without extra ventilation.

We believe that the system we reviewed was not really representative of the product. This is primarily because the display/processor appeared to be a kludge to provide store owners with something to demonstrate. There were no indications that the system met FCC, RFI, or EMI requirements, and based on the internal layout, we're reasonably sure it wouldn't pass because no shielding was in evidence.

Furthermore, the keyboard was sloppy, with the keys slow in responding. We felt that, possibly, the debounce technique used took too much time, thus producing the lateness on entered characters. The latter can cause the operator to get ahead of the computer.

What we would have liked to see Xerox do is integrate the slimline floppies

in the display cabinet, produce a slimline keyboard much like the IBM Personal Computer, and provide full-screen attributes of varying display intensities. In addition, we object to the necessity of buying the operating system separately. We felt that this should be an integral part of the system, and included in the basic price.

Documentation. The documentation that is currently available consists of an operator's manual for CP/M and instructions on how to connect everything. We thought we would see some great insight here, but Xerox is simply providing a reprint of Digital Research's CP/M manuals. We liked the section on the printer and disk drives, though, and felt that they showed what is probably coming.

In addition to the system manual, there is a user's manual for the word processor. This is a small, illustrated book that takes you through all the features of the word processor. The manual is well-written. Due to poor reproduction, key formats for showing you what to do are almost unreadable, but all the material is there.

Reportedly, manuals for BASIC, COBOL, SuperCalc, and other software products are in the making, and should reflect more attention to detail.

Conclusion. The Xerox 820 is a machine geared to the office environment and, therefore, should not be equated with systems designed for graphics or software development. Although the machine, as reviewed, doesn't rate highly with us—unless it is for use in an Ethernet or communications environment with access to a host computer—we expect the next generation to offer more features and to take care of the various problems we encountered.

According to sources close to Xerox, you can probably expect enhancements such as the 8086 16-bit microprocessor, a 5.25" Winchester, and a raft of application software products in the near future. In addition, you will probably see the 8087 math processor and the 80130 communication processor incorporated by midyear.

As you read this, the 820 is being delivered with the Z-80, MBASIC, Sorcim's SuperCalc, and other systems software. Currently, many of the Computerland stores are gearing up to offer a host of CP/M-compatible software on the machine, and most-important—full services. The latter is a big plus in the machine's favor.

So we by no means put the 820 down for the count, but expect that it will not be a major entity in the desktop world until the new enhancements are implemented.—Carl Warren

Acknowledgements. Special thanks to Ray Watt and Joe Resca of the Lawndale, CA Computerland, who made time and space available for this test.

CIRCLE NO. 102 ON FREE INFORMATION CARD

COMPUTER BITS

Exciting Episode Travels Well

SHOULD you be looking for a small computing system that fits on your desktop or can be packed up on a moment's notice, you might well consider the Episode from Epic Computer Corp. (9181 Cheseapeake Dr., San Diego, CA 92123. Tel 714-569-0440).

This exciting little machine uses a single-board Z-80A 4-MHz microprocessor with 64K bytes of RAM to create a standalone single-user workstation with built-in floppies, communication ports, and diagnostic (ROM-based) software. All you add is your favorite terminal and printer.

The compact unit takes up approximately the same desk space as a legal-sized tablet, weighs 15 lb and has a fold-up carrying handle. In addition, the Episode will work with literally any CRT and printer by virtue of a fully configured version of Digital Research's CP/M operating system.

The Episode is made easy to use by the manufacturer's unique software system called Supervyz. This software package allows the user to command the computer via a series of menus, thus precluding any knowledge of CP/M.

The console I/O is handled via an RS-232C port capable of 9600 baud (available on request). In addition, an auxiliary serial port can be configured so the Episode serves either as a computer or an intelligent terminal.

An integrated real-time clock provides the date and time and it is supported by battery backup. Further enhancing the system is a 16-bit interruptible timer, 8-position configuration sense switch, console discretionary reset, type-ahead feature (supported by interrupt-driven console input), low-voltage switching power supply, and a card cage for system expansion.

In addition, the Episode has a monitor program in ROM. When the system is first turned on, the monitor copies itself into programmable memory, initializes the I/O, signs on, performs a memory test, and then boots from the disk drive.

The monitor offers bootstrap functions to load the operating system, and the ability to display memory between two given addresses in hexadecimal with the ASCII equivalent to the right of each line. You can also go to a specific address and execute a program, query an input or output port, set the console output to a serial port, read a hex file, display, alter, or test memory.

The system's eight sense switches are used for sensing parity on the modem/printer port, the CP/M list-device assignment, and setting the density of the integrated floppy-disk drives.

The Episode comes with case, dual floppy drives, single-board computer, 2K ROM memory (expandable to 8K), 64K RAM memory, Supervyz, CP/M, dual programmable serial ports, and parallel printer port. It is priced at (\$3445 with 1.5M bytes of disk storage, \$2995 for 400K-byte drives. Future options include an integrated modem, 5.25-in. Winchester disk, and multiple serial I/O. All options are slated for availability later this quarter. As of this writing, no pricing has been announced.

As indicated, Epic also supplies the Supervyz software package that makes Digital Research's CP/M and MP/M user friendly. The package accomplishes this with a series of menus that act as a preprocessor to CP/M or MP/M commands by employing the functions found in the O/S but handling them as command lines transparent to the user.

Users are greeted with a series of self-prompting, easily understood menus designed to interface directly to the installed applications. In addition, the powerful control system allows the user commands intrinsic to the O/S by specifying them as menu items.

For turnkey systems, Supervyz can come up when the system is first turned on, thus eliminating the necessity of the user's needing to know the proper boot procedures.

Besides supporting applications, Supervyz provides a time-of-day facility that interacts to the system's real-time clock. This utility is available by a simple menu entry. A computer-aided instruction technique, using tiny PILOT leads the user through the various formats required to establish a menu and all the desired help messages.


Because Supervyz uses a command line function for setting up commands to the O/S, multiple commands can be imbedded in one menu call. This feature makes it possible to perform batch-type tasks with a single entry.

Moreover, the package permits interfacing to a variety of terminals and printers and can be used to put the system in a typewriter mode. Since the Console Command Processor of CP/M or MP/M has been modified, all disks are logged in on entering the Supervyz

By Carl Warren

★ QUALITY parts at DISCOUNT PRICES! ★

B.S.R. FULLY AUTOMATIC RECORD CHANGER



RECORD CHANGER DOES NOT INCLUDE BASE OR A.C. CORD

\$25.00 EACH 4 for \$90.00

FULL SIZE CHANGER

- B.S.R. MODEL C148
- CERAMIC CARTRIDGE
- PLAYS 33, 45 & 78 RPM RECORDS
- CUE/PAUSE LEVER
- ADJ. TRACKING FORCE

4PDT RELAY

- 14 pin style
- 3 amp contacts
- 24 volt d.c. or 120 volt a.c.
- Used but fully tested

\$1.70 EACH

Specify coil voltage
LARGE QUANTITIES AVAILABLE
CALL FOR TECH. RELAY SPEC.

COMPUTER GRADE CAPACITOR

- 3,600 mfd. 40VDC **\$1.00**
- 6,400 mfd. 60VDC **\$2.50**

1 3/8" DIA X 4 1/4" HIGH **\$2.00**

2" DIA. X 2 3/4" HIGH **\$2.00**

22,000 mfd. 25VDC **\$2.50**

22,000 mfd. 40VDC 2" DIA X 2 1/2" HIGH **\$3.00**

45,000 mfd. 25VDC **\$3.50**

52,000 mfd. 15VDC 2" DIA X 4 1/2" HIGH **\$3.00**

72,000 mfd. 15VDC **\$3.50**

CLAMPS TO FIT CAPACITORS 50c ea

MINI SIZE BUZZERS

1 1/2 to 3 volts 75c ea WITH WIRE LEADS

1 1/2 to 3 volts 75c ea WITH PIN TERMINALS

3 to 7 volts 75c each WITH PIN TERMINALS

MITSUMI MODEL UES-A55F VARACTOR UHF TUNER



\$25.00 each 10 for \$220.00

SEND FOR NEW 1982 Free! 40 PAGE CATALOG Free!

TYPE N CONNECTOR

KINGS UK 536 B/U
FITS RG55, RG56
RG141, RG142, RG223

SOLDER TYPE

\$1.75 EACH 10 for \$16.00

L.E.D.'s STANDARD JUMBO DIFFUSED

- RED 10 FOR \$1.50
- GREEN 10 FOR \$2.00
- YELLOW 10 FOR \$2.00

FLASHER LED 5 VOLT OPERATION JUMBO SIZE

2 FOR \$1.70

BI POLAR LED 2 FOR \$1.70

SUB MINI LED

- .079" X .098" 20 mA at 1.75v 10 FOR \$1.00
- 200 FOR \$18.00

QUANTITY PRICES AVAILABLE

TRANSFORMERS

120 volt primaries

- 6 VOLTS at 150 mA \$1.25
- 12 V.C.T. at 500 mA \$2.50
- 16.5 V at 3 AMPS \$6.50
- 18 VOLTS at 1 AMP \$4.50
- 25.2 VCT at 2.8 AMP \$5.50

CANNON XLRA-3-13 CONNECTOR

3 PROBE CHASSIS MOUNT CONNECTOR

\$2.00 EACH 10 for \$19.00

SUPER SMALL PHOTO-FLASH

170 MFD 330 VOLT

1 1/4 X 7/8

2 for \$1.50

10 for \$7.00

RECHARGEABLE SEALED LEAD-ACID BATTERIES

- 6 VOLTS 6 AMP/HR 3 1/2 X 2 X 4 1/2 IN. \$10.00
- 6 VOLTS 7 1/2 AMP/HR 4 1/2 X 2 X 4 1/2 IN. HR \$12.50

★ SPECIAL ★

MRF 901 MICROWAVE TRANSISTOR \$2.50 EA

750 MFD 330 V PHOTO FLASH

2" HIGH X 1 1/4" DIA.

\$1.25 EACH 10 FOR \$11.00

FLAT LEVER MINI-TOGGLE S.P.D. (ON-ON)

5-WAY 120 VAC

CGK = 7105

\$1.00 EACH 10 for \$8.50 100 for \$75.00

2" DIA. 1/2VDC BUZZER SPECIAL!

50c each 10 for \$4.00 100 for \$35.00

2" ALLIGATOR CLIPS

7 clips for \$1.00 100 clips for \$12.00 500 clips for \$50.00

TERMS

- Quantities Limited
- Min. Order \$10.00
- Add \$2.50 Shipping USA
- Calif. Res. Add 6%
- Prompt Shipping

Mon. - Fri. Saturday 9 AM - 5 PM 10 AM - 3 PM

ALL ELECTRONICS CORP.

905 S. Vermont Ave.
P.O. BOX 20406
Los Angeles, Calif. 90006
(213) 380-8000

CIRCLE NO. 4 ON FREE INFORMATION CARD

FEBRUARY 1982

www.americanradiohistory.com

41

TDK SUPER AVILYN NOW MAKES OPEN REEL GO TWICE AS FAR.



No doubt you've heard of Super Avilyn before. It's the remarkable formulation that goes into TDK's outstanding SA and SA-X audio cassettes and Super Avilyn videocassettes. Now TDK's advanced Super Avilyn technology has been applied to open reel.

It's called Super Avilyn EE (Extra Efficiency) open reel. SA was specially developed for use with the new open reel decks with the Extra Efficiency EQ/bias setting. On these decks, this brand new formulation actually lets you record and play back at half the normal speed. And keep all the full, brilliant sound the finest open reel delivers. Which means that you get twice as much music from a single reel of tape as you could before.

This is due to the Super Avilyn high density formulation. It offers higher MOL and lower bias noise; virtually double the coercivity of standard ferric oxide tapes.

TDK, the company that's redefined the standards of recording tape, now brings you twice as much as you expected. You'd expect nothing less from TDK.

 **TDK**

© 1981 TDK Electronics Corp

CIRCLE NO. 55 ON FREE INFORMATION CARD

computers

program. This feature avoids irritating BDOS errors. Furthermore, once booted, there is no need to have a disk resident in the system, since Supervyz makes itself memory resident with full CP/M functionality.

The basic package delivered on an 8-in. IBM-compatible single-density diskette includes Supervyz the interactive manager, Super CCP and extended console command processor, Menus Def and interactive menu builder, Help and interactive program tutor, and Install S, a configuration program.

Supervyz requires a Z-80- or 8080-compatible microprocessor, at least 40K bytes of RAM, CP/M 2.x or MP/M 1.1 or 2.0 operating systems, and at least 20K bytes of available disk space. There is no limit on the number of menus that can be nested, each menu can contain up to 10 functions with a description length of 32 characters and a command line length up to 64 characters with 4 parameter requests. Pricing is \$99 for diskette and user manual.

Looking for a New Terminal? Then you'll want to contact Emulog/Phaser (48881 Kato Rd., Fremont, CA 94538. Tel. 415-490-1290) about the Alpha Star. This operator-oriented terminal includes sculptured matte finish key caps, palm comfort areas on the detached keyboard, green-phosphor tilting screen with a diffusing nonreflective bezel, and contrast and brightness controls on the front panel.

The 18-lb unit displays upper- and lower-case characters with true descenders in an 80-character by 24-line format. Cursor controls permit insert and deletion of lines or characters. In addition, the terminal employs ANSI defined control and escape sequences for reduced intensity, reverse video, and foreground/background generation for specialized data entry.

The terminal's logic board is located behind the main CRT housing for ease of access and to isolate it from high voltage. The logic board includes a programmable printer port, and an RS-232C or current-loop port.

The thin, detachable, Selectric-style keyboard sports a numeric keypad and three programmable function keys. Interfacing and display characteristics of the Alpha Star are easily changed via EPROM—either user created or customized by the manufacturer. This chameleon-like characteristic of the terminal makes it possible to emulate a number of others. Pricing for the terminal is \$465.

For those interested in Lear Siegler products, there is the Model ADM 21 video-display terminal. This new terminal uses Z-80 microprocessor power to provide plenty of intelligence for applications that need a low-cost smart terminal for time sharing or data-entry chores. The microprocessor control furnishes a full editing capability, including screen-oriented features such as clear screen, erase line (or page), and charac-

POPULAR ELECTRONICS

ter insert/delete. Furthermore, you can highlight data fields and text with reduced intensity, reverse video, blink, blank, and underline.

In addition, the terminal features a nonglare 12-in. CRT that displays 7 by 9 dot-matrix characters with lower-case descenders in 24 lines. The characters occupy a 9 by 11 dot character cell. Thus when you underline a character, the underline appears in the ninth line and doesn't interfere with descenders or reverse video on the next line.

The terminal accepts data and text via an 87-key board with auto-repeat. For special functions, you can use the numeric keypad, cursor-control, edit and function-mode keys along with line/page send keys. A self-test mode is included for quick diagnostics.

A combined I/O port handles both communications and a printer as two separate RS-232 ports. Communications over the port can take place at 10 distinct baud rates from 75 to 19.2K baud.

Available options include a 32-character answerback capability, current-loop communications, line graphics, and international character sets. Price: \$695. (Lear Siegler Inc., Data Products Div., 714 N. Brookhurst St., Anaheim, CA 92803. Tel. 714-774-1010. Or your local computer store.)

Those who tinker with micro systems have probably run into situations where supposedly compatible RS-232 serial devices do not work correctly with a specific system. The difficulty is usually some incompatibility with the I/O lines.

Well, Mountain Computer Inc., (300 El Pueblo, Scotts Valley, CA 95066. Tel. 408-438-6650) has solved this problem with its RS-232C DB25 Pin Reconfiguration Adapter.

This classy little unit allows almost any serial I/O device to mate with a computer by re-routing the RS-232 signals, thus eliminating the task of fabricating special cables.

The PRA consists of a circuit board with slide matrix switches and a male DB25 connector on one end and a female connector on the other. In most applications, this configuration will match available cables. To achieve the proper interface, merely slide the switches to the proper position.

Although the \$59.95 price tag may seem steep, the PRA is as important as your test-bench VOM.

Apple Temperature. To adapt your Apple for temperature data acquisition, Strawberry Tree Computers has introduced its Dual Thermometer system.

The Dual Thermometer interface for the Apple II micro-computer system is a combination of an interface card, two 10-foot cables with temperature probes, and sophisticated software to handle your temperature/data requirements. The temperature acquisition system can store temperature data and time on a disk at intervals you specify for later recall, or it can print the data immediately. In addition, an alarm can be set to intervals from once every 10 minutes to once a year.

The accompanying software permits tailoring the Apple display to your specific needs. Such information as time, temperature, maximum and minimum temperatures, and alarm information for the two probes can be displayed.

Moreover, the software will support up to seven Dual Thermometer cards with a total of 14 probes (two per interface), with the screen displaying data for each probe. The data can be displayed in Fahrenheit, Celsius, or Kelvin, along with a 12- or 24-hour clock.

The Dual Thermometer card plugs into any Apple II peripheral slot with 48K RAM, Applesoft BASIC, and at least one disk drive. The program is written in Applesoft BASIC for specialized applications.

Although the Dual Thermometer can be used for home temperature control applications, it offers accuracy, repeatability, range, and response time that make it ideal for industrial applications.

In addition, the Dual Thermometer's probe cables can be extended up to 500 feet using AWG #18 cable without sacrificing accuracy or response time.

Dual Thermometer is available for \$260 including interface card, two 10-foot cables with probes, and disk software. (Strawberry Tree Computers, 949 Cascade Dr., Sunnyvale, CA 94087. Tel. 408-736-3083.)

FOR ONLY \$129.95 Learn Computing From The Ground Up

Build a Computer kit that grows with you, and can expand to 64k RAM, Microsoft BASIC, Text Editor/Assembler, Word Processor, Floppy Disks and more.

EXPLORER/85

Here's the low cost way to learn the fundamentals of computing, the all-important basics you'll need more and more as you advance in computer skills. For just \$129.95 you get the advanced-design Explorer/85 motherboard, with all the features you need to learn how to write and use programs. And it can grow into a system that is a match for any personal computer on the market. Look at these features: 8085 Central Processing Unit, the microprocessor "heart" of the Explorer/85. (Join the millions who will buy and use the 8080/8085 this year alone!). Four 8-bit plus 6-bit input/output ports mean what you can input and output your programs, as well as control exterior switches, relays, lights, etc. a cassette interface that lets you store and reload programs you've learned to write. a deluxe 2,000 byte operating system/monitor makes it easy to learn computing in several important ways: • It allows simpler, faster writing and entering of programs • It permits access by you to all parts of the system so you can check on the status of any point in the program • It allows tracing each program step by step with precision for displaying all the contents of the CPU (registers, flags, etc.) • ... and it does much more!

You get all this in the starting level (Level A) of the Explorer/85 for only \$129.95. Incredible! To use, just plug in your 8VDC power supply and terminal or keyboard/display — if you don't have them, see our special offers below.

- Level A computer kit (Terminal Version) ... \$129.95 plus \$3 P&I *
- Level A kit (Hex Keypad/Display Version) ... \$129.95 plus \$3 P&I *

LEVEL B — This "building block" converts the motherboard into a two-slot S100 bus (industry standard) computer. Now you can plug in any of the hundreds of S100 cards available.

- Level B kit ... \$49.95 plus \$2 P&I *
- S100 bus connectors (two required) ... \$4.85 each, postpaid.

LEVEL C — Add still more computing power; this "building block" mounts directly on the motherboard and expands the S100 bus to six slots.

- Level C kit ... \$39.95 plus \$2 P&I *
- S100 bus connectors (five required) ... \$4.85 each, postpaid.

LEVEL D — When you reach the point in learning that requires more memory, we offer two choices: either add 4k of a memory directly on the motherboard, or add 18k to 64k of memory by means of a single S100 card, our famous CP/M.

- Level D kit (CHECK ONE) ... □ 4k on-board ... \$49.95 plus \$2 P&I *; □ 16k S100 "JAWS" ... \$149.95 plus \$2 P&I *; □ 32k S100 "JAWS" ... \$199.95 plus \$2 P&I *; □ 48k S100 "JAWS" ... \$249.95 plus \$2 P&I *

LEVEL E — An important "building block"; it activates the 6k ROM/PROM space on the motherboard. Now just plug in our 8k Microsoft BASIC or your own custom programs.

- Level E kit ... \$5.95 plus \$04 P&I *
- Microsoft BASIC — It's the language that allows you to talk English to your computer! It is available three ways: □ 8k cassette version of Microsoft BASIC (requires Level B and 12k of RAM minimum; we suggest a 16k S100 "JAWS" — see above) ... \$64.95 plus \$2 P&I *

□ 8k ROM version of Microsoft BASIC (requires Level B and Level E and 4k RAM; just plug into your Level E sockets. We suggest either the 4k Level D RAM expansion or a 16k S100 "JAWS") ... \$99.95 plus \$2 P&I *

□ Disk version of Microsoft BASIC (requires Level B, 32k of RAM, floppy disk controller, 8" floppy disk drive) ... \$325 postpaid

TEXT EDITOR/ASSEMBLER — The editor/assembler is a software tool (a program) designed to simplify the task of writing programs. As your programs become longer and more complex, the assembler can save you many hours of programming time. This software includes an editor program that enters the programs you write, makes changes, and saves the programs on cassettes. The assembler performs the clerical task of translating symbolic code into the computer-readable object code. The editor/assembler program is available either in cassette or a ROM version.

□ Editor/Assembler (Cassette version; requires Level "B" and 8k (min.) of RAM — we suggest 16k "JAWS" — see above) ... \$89.95 plus \$2 P&I *

□ Editor/Assembler (ROM version, supplied on an S100 card; requires Level B and 4k RAM (min.) — we suggest either Level D or 18k "JAWS") ... \$99.95 plus \$2 P&I *

8" FLOPPY DISK — A remarkable "building block" add our 8" floppy disk when you need faster operation, more convenient program storage, perhaps a business application, and access to the literally thousands of programs and program languages available today. You simply plug them into your Explorer/85 disk system — it accepts all IBM-formatted CP/M programs.

- 8" Floppy Disk Drive ... \$499.95 plus \$12 P&I *
- Floppy Controller Card ... \$199.95 plus \$2 P&I *
- Disk Drive Cabinet & Power Supply ... \$698.95 plus \$3 P&I *


□ Drive Cables (set up for two drives) ... \$25.00 plus \$1.50 P&I *

□ CP/M 2.2 Disk Operating System; includes Text Editor/Assembler, dynamic debugger, and other features that give your Explorer/85 access to thousands of existing CP/M-based programs ... \$150.00 postpaid

NEED A POWER SUPPLY? Consider our AP-1. It can supply all the power you need for a fully expanded Explorer/85 (note: disk drives have their own power supply). Plus the AP-1 fits neatly into the attractive Explorer steel cabinet (see below).

- AP-1 Power Supply kit (8V @ 5 amp) in deluxe steel cabinet ... \$39.95 plus \$2 P&I *

NEED A TERMINAL? We offer you choices, the least expensive one is our Hex Keypad/Display kit that displays the information on a calculator-type screen. The other choice is our ASCII Keyboard/Computer Terminal kit that can be used with either



- 4 Plus in Level E here, see notes
- 1 Plug in Neotronic's Hex Keypad/Display
- 2 Add Level B to convert to Explorer/85
- 3 Add 4k RAM
- 4 Plus in Level E here, see notes
- 5. Add two S100 boards
- 6. Add your own custom circuits (prototyping units)
- 7. Connect terminal

- CRT monitor or a TV set (if you have an RF modulator)
- Hex Keypad/Display kit ... \$69.95 plus \$2 P&I *
- ASCII Keyboard/Computer Terminal kit featuring a full 128 character set, 081 case, full cursor control, 75 nm video output, convertible to baud-to-out, selectable baud rate, RS 232-C or 20 mA I/O, 32 or 64 character by 16 line format ... \$149.95 plus \$3 P&I *

- Steel Cabinet for ASCII Keyboard/Terminal ... \$19.95 plus \$2.50 P&I *
- RF Modulator kit (allows you to use your TV set as a monitor) ... \$8.95 postpaid
- 12" Video Monitor (10MHz bandwidth) ... \$139.95 plus \$5 P&I *
- Deluxe Steel Cabinet for the Explorer/85 ... \$49.95 plus \$3 P&I *
- Fan for cabinet ... \$15.00 plus \$1.50 P&I *

ORDER A SPECIAL-PRICE EXPLORER/85 PAK — THERE'S ONE FOR EVERY NEED.

□ **Beginner Pak** (Save \$26.00) — You get Level A (Terminal Version) with Monitor Source Listing (\$25 value), AP-1, 5-amp. power supply, Intel 8085 Users Manual ... (Reg. \$199.95) SPECIAL \$169.95 plus \$6 P&I *

□ **Experimenter Pak** (Save \$53.40) — You get Level A (Hex Keypad/Display Version) with Hex Keypad/Display, Intel 8085 User Manual, Level A Hex Monitor Source Listing, and AP-1, 5-amp. power supply ... (Reg. \$279.95) SPECIAL \$229.95 plus \$6 P&I *

□ **Microsoft BASIC Pak** (Save \$103.00) — You get Levels A (Terminal Version), B, D (4k RAM), E, 8k Microsoft in ROM, Intel 8085 User Manual, Level A Monitor Source Listing, and AP-1, 5-amp. power supply (Reg. \$439.70) SPECIAL \$339.95 plus \$7 P&I *

□ **Complete System** (Save \$103.00) — You get Levels B and D or S100 Memory ... \$99.95 plus \$2 P&I *

□ **8" Disk System** — Includes Level A, B, floppy disk controller, one CDC 8" disk-drive, two-drive cable, two S100 connectors, just add your own power supplies, cabinets and hardware ... (Reg. \$1085.00) SPECIAL \$699.95 plus \$13 P&I *

□ **48k Starter System** ... \$1045.95 plus \$13 P&I *

□ **48k Starter System** ... \$1095.95 plus \$13 P&I *

□ **64k Starter System** ... \$1145.95 plus \$13 P&I *

□ Add to any of above Explorer steel cabinet, AP-1 5-amp. power supply, Level C with two S100 connectors, disk drive cabinet and power supply, two sub-D connectors for connecting your printer and terminal ... (Reg. \$225.95) SPECIAL \$199.95 plus \$13 P&I *

□ **Complete 64K System** — Wired & Tested ... \$1650.00 plus \$26 P&I *

□ Special Complete Business Software Pak (Save \$625.00) — Includes CP/M 2.2 Microsoft BASIC, General Ledger, Accounts Receivable, Accounts Payable, Payroll Package ... (Reg. \$1325) SPECIAL \$699.95 postpaid.

*P&I stands for "postage & insurance." For Connecticut orders, double this amount.

Continental Credit Card Buyers Outside Connecticut:

TO ORDER
Call Toll Free:
800-243-7428

To Order From Connecticut, or For Technical Assistance, Call (203) 354-9375

CP/M is a reg. trademark of Digital Research

★ (Clip and mail entire ad) ★

SEND ME THE ITEMS CHECKED ABOVE
Total Enclosed (Conn. Residents add sales tax): \$ _____
Paid by:

- Personal Check □ Cashier's Check/Money Order
- VISA □ MASTER CARD (Bank No. _____)

Acct. No. _____ Exp. Date _____

Signature _____

Print Name _____
Address _____
City _____

State _____ Zip _____

NETRONICS Research & Development Ltd.
333 Litchfield Road, New Milford, CT 06776

time-wasting annoyance, especially if the called line is busy.

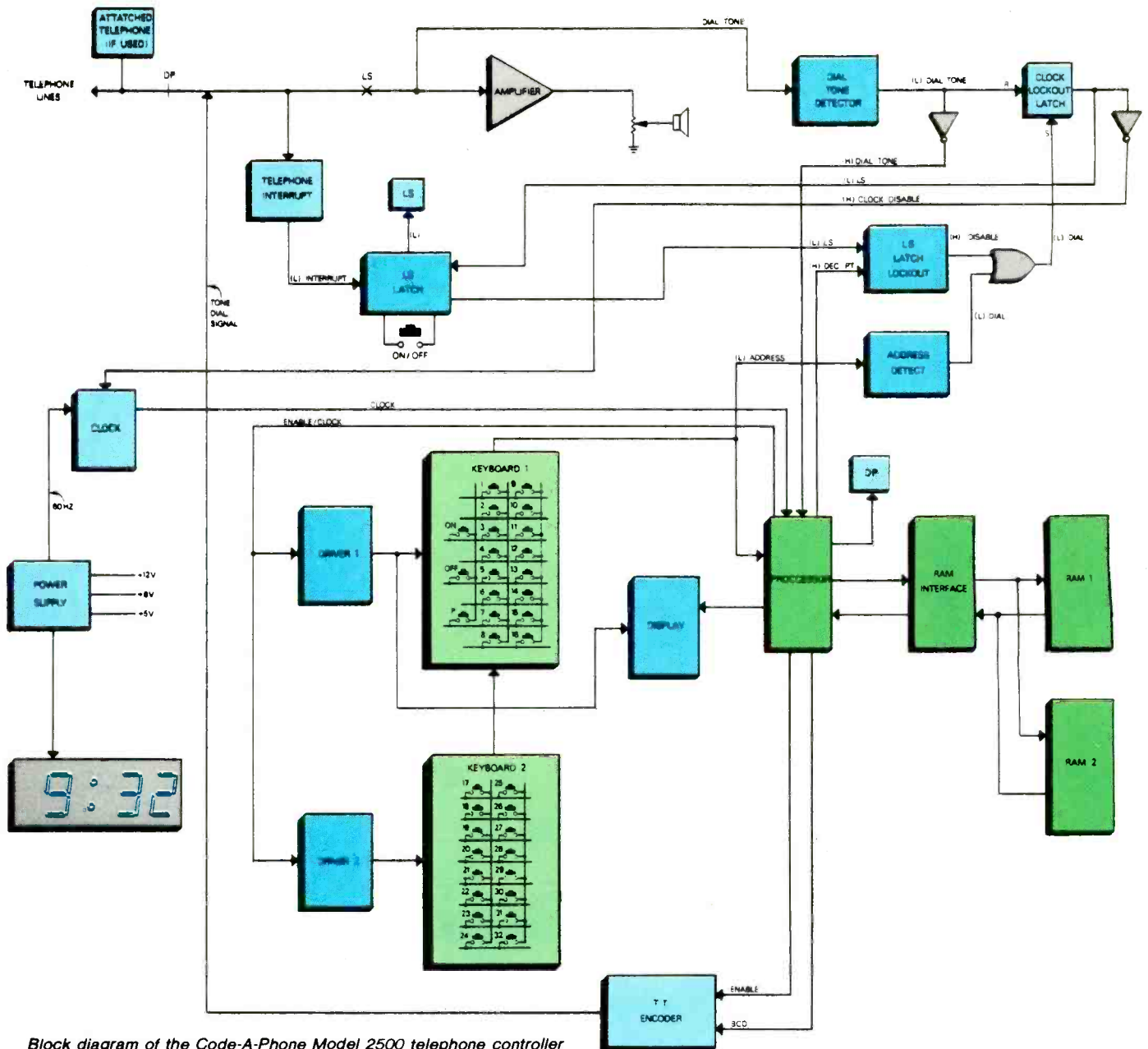
But having Touch-Tone doesn't just improve operating speed and convenience; it's essential if you're going to use such private toll telephone services as MCI, SPRINT, ITT City-Call and Western Union. These systems universally use computers to process the calls, and the computers will only respond to tone-type signaling. Many customers of such systems carry a pocket-size digital beeper to hold over the telephone mouthpiece when they're traveling. It's a nuisance, but necessary. However, it shouldn't have to be so from your home or office.

High-Speed Technology. Today's automatic dialers are mind-blowing for their speed, accuracy and other features. They're so far removed from the dialers of a decade ago that they truly represent a totally new generation of communications equipment in concept and design. With most, a touch of a single button will access the dial tone, pause, dial the phone number quickly and accurately, and let you hear all this and the ringing tone on a built-in speaker, a must for "on-hook" dialing. You don't have to take the phone off the hook until your party actually answers.

Automatic redial is another must. While this feature is built into most of

today's electronic phones, having it on the dialer means that any phone connected to the instrument has automatic redial. It's maddening to try to break through a persistent busy signal. Automatic redial makes it a lot easier, and most of today's dialers have this feature. In addition, many of them let you program an automatic redial sequence. Consequently, the instrument will keep trying that busy phone at 40-to-60-second intervals without any further attention from the user.

Compatible Dialing. If a dialer is "compatible" with both tone and rotary dial lines, it usually means that the



Block diagram of the Code-A-Phone Model 2500 telephone controller with processor unit, memory for 32 numbers, and dialed-number display.




Buscom Soft-Touch 80



**Webcor
ZIP 757**



**Cobra
MT-24C**



**Cal-Tel
Autotouch M-63**

Automatic Dialers

Manufacturer	Model	Suggested Retail	Phone Incl.	Memory Loc.	Digits	Output	Program Pauses	Digital Clock	Call Timer	On-Hook Dialing	Backup Batt.	MCI-SPRINT Compatible	Special Features
Buscom	Soft-Touch 20	\$119.95	No	20	8	Tone	Yes	No	No	No	Yes	Yes	Screws on phone mouthpiece, hold control
	40	\$139.95	No	40	8	Tone	Yes	No	No	No	Yes	Yes	" "
	80	\$159.95	No	80	8	Tone	Yes	No	No	No	Yes	Yes	" "
	Porta-Touch 20	\$129.95	No	20	8	Tone	Yes	No	No	No	Yes	Yes	Pocket size, acoustically couples to any phone
	80	\$169.95	No	80	8	Tone	Yes	No	No	No	Yes	Yes	" "
Cal-Tel	M43	\$319.95	No	40	17	Pulse/Tone	Yes	Yes	Yes	Yes	Yes	Yes	(D) (P)
	M63	\$369.95	No	60	17	Pulse/Tone	Yes	Yes	Yes	Yes	Yes	Yes	(D) (P)
	M20	\$119.95	No	20	12	Pulse	No	No	No	No	No	No	
	M40	\$169.95	No	40	12	Pulse	No	No	No	No	No	No	
	M60	\$199.95	No	60	12	Pulse	No	No	No	No	No	No	
Cobra	AD 322	\$59.95	No	32	16	Pulse	Yes	No	No	Yes	Yes	No	
	MT-240	\$79.95	Yes	24	8	Pulse	Yes	No	No	No	Yes	No	
Code-A-Phone	960	\$99.95	Yes	24	15	Pulse	Yes	No	No	No	Yes	No	
	940	\$199.95	Yes	16	15	Pulse	Yes	No	No	Yes	Yes	No	
	Deluxe 2000 / 2500	\$279.95	No	32	15	Pulse/Tone	Yes	Yes	No	Yes	Yes	Yes	
Dictograph	Phone Controller PC-30	\$119.95	No	30	16	Pulse/Tone	Yes	Yes	Yes	Yes	Yes	Yes	Electronic lock, hold control
GTE	Access I	\$129.95	Yes	9	20	Tone	No	No	No	No	No	Yes	
ITT	PC 1005	\$300.00	Yes	24	21	Pulse	No	Yes	Yes	No	Yes	No	Calculator, Alarm
Otron	Computer Dialer CD-8050	\$199.95	No	20	16	Pulse	No	Yes	Yes	Yes	Yes	No	Calculator
	Free Dialer FD-621	\$119.95	No	32	14	Pulse/Tone	Yes	No	No	Yes	Yes	Yes	
	Memo Dialer MD-200	\$79.95	No	20	14	Tone	Yes	No	No	No	Yes	Yes	
	DP-7903	\$199.95	No	20	16	Pulse	No	Yes	Yes	Yes	Yes	No	Two-way speakerphone

At A Glance

Manufacturer	Model	Suggested Retail	Phone Incl.	Memory Loc.	Digits	Output	Program Pauses	Digital Clock	Call Timer	On-Hook Dialing	Backup Batt.	MCI-SPRINT Compatible	Special Features
Panasonic	1225	\$139.95	No	32	16	Pulse/Tone (B)	Yes	No	No	Yes	Yes	Yes	Can be bridged for 30 digits
	1235	\$159.95	No	60	16	Pulse/Tone (B)	Yes	No	No	Yes	Yes	Yes	"
Quasar	Future-Fone	\$139.95	Yes	6	14	Pulse	Yes	No	No	Yes	Yes	No	Speakerphone (two-way)
Radio Shack	Duofone-10	\$99.95	Yes	16	15	Pulse	Yes	No	No	No	Yes	No	Two-way speakerphone
	Duofone-16	\$129.95	Yes	16	15	Pulse	Yes	No	No	Yes	Yes	No	
	Duofone-132	\$99.95	No	32	15	Pulse	Yes	Yes	Yes	Yes	Yes	No	
	Duofone-100	\$49.95	No	16	15	Pulse	Yes	No	No	Yes	Yes	No	
Teleconcepts	Gabbifon	\$89.95	Yes	10	16	Pulse	Yes	No	No	No	No	No	Two-way speakerphone, business phone adapter converts to 5-line unit
	Memory Dialer II	\$249.95	Yes	64	16	Pulse/Tone	Yes	Yes	Yes	Yes	No (not needed)	Yes	
Universal	Intelli-Phone Tel-1000	\$199.95	Yes	12	7 to 11 (109 digits total)	Pulse	No	Yes	Yes	Yes	Yes	No	Alarm clock, hold control
	Gemini Tel-1011	\$194.95	Yes	12	"	Pulse	No	Yes	Yes	Yes	Yes	No	Hold Control
U.S. Tron	DJ-11H	\$89.95	Yes	11	16	Pulse*	No	No	No	No	No	Yes*	Mute, hold control, melody on hold + \$10.00
	DJ-22H	\$99.95	Yes	22	16	"	No	No	No	No	No	"	"
Webcor	ZIP 757	\$150.00	Yes	16	16	Pulse-Tone	Yes	No	No	Yes	No	Yes	Hold control
Zoom	Demon Dialer 93	\$150	No	93 or 73	7 10	Pulse	Yes	No	No	Yes	Yes	No	Detects dial tones** (A)
	93T	\$180	No	93 or 73	7 10	Tone	Yes	No	No	Yes	Yes	Yes	"
	176	\$200	No	176	10	Pulse	Yes	No	No	Yes	Yes	No	"
	176T	\$230	No	176	10	Tone	Yes	No	No	Yes	Yes	Yes	"

Notes: *Tone and MCI-SPRINT compatibility optional. This option eliminates last-number-redial feature.

**Stores code names or numbers 2 to 4 characters or digits to call up stored phone numbers.

(A) One unit works all extension phones on circuit; also works with all lines on multiline key phones with appropriate adapter.

(B) Pulse/tone can be programmed to start pulse dialing (such as access number to MCI computer), then switch to tone dialing.

(D) Detects busy signal and redials number automatically.

(P) Programmable chained memory locations for automatically redialing MCI and SPRINT systems.

instrument provides outpulse only—slower than true tone dialing and totally useless with MCI, SPRINT, et al. Some of today's dialers offer a choice of either pulse or tone output models; some are available in tone-only models; and a few provide switch-selectable pulse or tone output. Some even offer switchable 10- or 20-pulse output for conventional or fast-pulse dialing. True tone output is still not commonplace among automatic dialers and almost always costs more.

On-hook dialing is a great convenience. Most dialers offer this by providing a built-in speaker so you can hear the dial tone, dialing and ringing signals. When the called party answers, you can then pick up your telephone handset. Dialers that are built into one-piece telephones obviously can't offer on-hook dialing; you have to take the handset off the wall or desk to activate it and to reach the touch buttons.

With the exception of the "Demon Dialer" and a couple of other instruments—which sense the presence of a dial tone—most dialers listed in the accompanying table have a built-in pause when the sequence starts. This pause allows time for the telephone circuit to connect with the central office and provide the dial tone. This is rarely a problem, except in those isolated cases where the telephone circuits are overloaded and there's an appreciable wait for the dial tone. In such cases, the dialer, not "knowing" that there's a dial-tone delay, will jump the gun and dial into a dead line. If there's an emergency, such as a flood, massive power outage, or other reason for the telephone company circuits to become overloaded, it might be a good idea to disconnect the dialer from your phone, in spite of the fact that manufacturers tout the instruments as being "perfect" for such emergencies. Perfect, they're not.

The most compact and unusual of the current crop is the "Soft-Touch" series from Buscom. This product was first born as a tone encoder for rotary-dial phones so they could be used with MCI, SPRINT, and others. This accessory screws onto the phone's handset, replacing the mouthpiece and microphone cartridges with a tiny 12-button pushbutton pad and microphone with sound slots between the buttons.

In its automatic dial version, the same type of minuscule design is used to offer up to an incredible 80 stored phone numbers, all with tone output and running on the telephone company's line power. A second product line from Buscom is a pocket-size portable dialer that travels with you. It acoustically couples to any phone transmitter. This device is the ultimate in portable convenience.

Possibly the most ambitious of the

current crop is the Demon Dialer mentioned previously, which is a black box made by Zoom Electronics. It's not inexpensive, though, retailing for about \$230 for the top-of-the-line unit. Unlike other dialers, once this unit is installed on a phone, it also operates with any extension phone on the line. All control functions and programming are done from the phone's rotary dial or tone dial pad. The dialer is one of few instrument readily available that senses the presence of a dial tone, both the telephone company's tone and the computer dial tone from a private toll network. It doesn't start dialing until it gets this go-ahead tone, which makes it a lot smarter than some people.

An obvious advantage with some models is the fact that the dialer is actually a complete telephone. This eliminates extra desk clutter, which is often a major objection to dialers. On the minus side, this approach limits the style of telephone you can own, which may shoot down the whole project if your wife or secretary have to use the system.

But using such a combination instrument automatically produces cost savings in telephone rentals and/or the purchase price of a telephone. In addition, installation and operation are often much simpler with a "smart" phone than with an add-on dialer. Unfortunately, most of those offered in combination packages have pulse output, making them useless for private toll network dialing, while many of them have severely limited storage capacity. A few models do have tone output.

What Is Needed? The ideal dialer should have some specific features to make it really useful. The most important is tone output for private network dialing and computer access. If this is switch-selectable, so much the better. Thus the dialer can pulse-access a toll network computer and then switch to tone for the rest of the operation.

Large memory capacity is also important. You may not think you need 25 or 30 memory locations until you actually start to program in those frequently called numbers.

Individual memory slot size is important, too. Any toll call today takes at least 11 digits in most parts of the United States. With a private network, the number of digits to be dialed reaches 24 or 25. Even with chained memory slots (autodial the access number, then when the computer answers, autodial the authorization code, area code and phone number), large-capacity memory slots are needed. Chaining three slots to get enough digits uses up a whole lot of memory, but it's often necessary, and

it's certainly worth it. Most dialers permit you to chain numbers for longer digit strings, and their manufacturers promote this as a very important "extra" feature.

The ideal dialer should have an LED display to check phone number accuracy, both when programming and dialing. Once the display is there, adding a quartz clock chip is reasonably easy for the manufacturer, and this clock can also be used to time phone calls. Therefore, most dialers that have an LED digital display also feature a clock and stopwatch.

All memory chips are volatile, so some kind of battery backup is important to preserve those encoded phone numbers should the power go off. Some dialers will not only retain the memory with the battery, but provide operation during power failures. Such a unit is Dictograph's "Phone Controller," which continues to dial from memory with its little 9-volt transistor-radio battery. But the unit is rated for 12 volts dc, and the result is that during power outages the LED display won't light, and that little battery gets used up after just two hours. Of course, most power failures don't last that long anyway. Power-failure memory protection is important to check on all automatic dialers, for obvious reasons.

Installing the Dialer. Installation is a breeze on modular phones, and while it can be somewhat hairy on nonmodular types, it's not really difficult. Generally, most dialers require that you interrupt the telephone circuit in some way. With the modular instruments, this is easy: just unplug the modular cord that connects the phone to the wall and run it from the wall jack to the dialer (the jack will say "line" or something like that). A modular cable supplied with the dialer goes from the other jack that says "phone" to the telephone itself. There's also usually an ac line cord or a power pack converter to be plugged into the nearest ac outlet. Some dialers, including certain "smart" phones, operate on telephone company line power. Some of these provide no backup memory battery on the theory that the company's power to the phone system will never be interrupted.

Installing a dialer in a multi-line office telephone system can be a little more difficult. The dialer can be connected to only one line at a time. There are adapters available that do the job very nicely, but be careful. While many of the adapters have instructions that state they can be used with phone-answering machines and dialers, they won't work with dialers that require line interruption. Such adapters will operate



**Radio Shack
Duofone-16**



**U. S. Tron
DJ-11H**



**Universal
Intelli-Phone
Tel-1000**



**Zoom
Demon Dialer**



**Code-A-Phone
Memory Phone 940**

only with dialers that are connected in *parallel* with the telephone—the same way an answering machine is. This is because they provide a *parallel* connection to the line. The arrangement is fine for answering machines, but these adapters do not break the circuit so that the dialer can operate on it. Such adapters are usually sandwich-type devices designed to fit between the two halves of the Amphenol-type connectors in the connecting cable.

Only one fully compatible accessory adapter is available right now, and that's Dictograph's "Universal 100." It's designed to work specifically with the company's Phone Controller, and is said to be fully automatic in operation. Like the others, it connects sandwich-style in the Amphenol connectors. Unlike the others, it is an *active* circuit and requires ac power (from the Phone Controller's power pack). It automatically finds the line in use on the key-type phone and operates on that line only (whichever line button is depressed at the moment). Key telephone lights and flashers operate normally. The manufacturer points out that it won't work automatically on some older types of office phones.

Probably the best way to wire in a dialer in an office situation is to call Ma Bell and ask for an RJ-35X jack. This is a six-conductor modular jack that will access all the circuits automatically in the key telephone. A special modular

jumper goes from this jack to the dialer. The installation of this jack may cost as much as a "smart" adapter, but in the long run it may be the only method that will keep the phone company away.

During the next year, traditional suppliers of telephones and dialers will be introducing an ever-expanding line of products, and most of them will include the features listed for the "ideal" instrument. Many of them will continue the trend toward "smart" phones that combine a compact telephone with automatic dialing function. Ultimately, these smart phones will possibly become the most popular types of autodial instruments. And they'll get smaller and smarter as manufacturers evolve new and better LSI chip designs and automatic functions. ◇

BUILD A LOW-COST STEREO COMPONENT SWITCHBOX

BY BILL ARRINGTON AND LARRY SANDERS

Avoid the headaches of constant rewiring when you want to change component arrangement

IF YOU'RE an audio enthusiast, you probably delight in adding external equipment to your component system. However, you'll want to avoid the trauma of rewiring the system each time a new configuration is needed. A low-cost solution to this problem, the "Stereo Switchbox" is presented here.

This device provides a simple way to deal with the interconnection problem that arises when your system contains a number of "extras" such as a second tape deck and one or more signal processors (equalizer, noise-reduction unit, dynamic-range enhancer, tick-and-pop reducer, etc.).

The switchbox allows complete flexibility for connecting the output of any device to the input of one or more other devices. For example, if you have two tape decks, there is often a need to copy from tape 1 to tape 2, or from tape 2 to 1. Or perhaps, you would like to record from disc or tuner to tape 1 or tape 2, or both. Now, add a signal processor to the system and you may spend more time behind your

stereo with the cables than enjoying the music.

The switchbox is a set of switches arranged in a matrix pattern. Once it is connected to your system you can easily rearrange the inputs and outputs of external equipment with a flip of a few switches. In short, the switchbox provides you with complete versatility as well as simple operation.

Circuit Operation. To see what a switch matrix can do for you, let's look at what it is and how it works. Figure 1 is the schematic diagram of a matrix switcher with X inputs and Y outputs. Notice that each input and output is actually a stereo left and right pair and each of the input pairs can be connected to any output pair by flipping a double-pole, single-throw (dpst) switch. For simplicity, the switch matrix can be represented symbolically as a rectangular pattern of signal paths with dots indicating the locations where switches have been closed to make a connection.


In Fig. 2, such a representation is

used to show a phono preamp feeding a signal processor by the connection, labeled A, at input 5 and output 4. We will abbreviate this as 5,4. Then, the processed signal feeds both tape recorders through the connections at B(4,1) and C(4,2). For equalized playback, tape 2 feeds the equalizer with the connection at D(2,3) and the output of the equalizer drives the power amplifier via the connection at E(3,5). If we wish to hear the output of tape 1, simply switch off the connection at D(2,3) and complete the connection at F(1,3). Simultaneously, the tuner can be serving another room through connection G(6,6). Thus, once your system is connected to the switchbox there is no need to move the cables again. A few flips of the appropriate switches are all that is required to reconnect the system to any desired configuration.

The Design. In choosing a specific design for your switchbox there are some details to be decided. For example, how many inputs and outputs are needed? The larger the matrix, the greater the cost for switches and connectors. Since the cost of switches is proportional to the product of the number of rows and columns, it makes sense to choose a reasonable size. Except for ambitiously large systems, six rows and six columns are usually sufficient.

A standard 6×6 matrix requires 36 switches. Since good switches are expensive, the switches are the most costly item of the project. However, it wouldn't pay to use less than high-quality switches (an intermittent contact would be intolerable). It is recommended that the switches have silver- or gold-plated contacts that engage with a wiping action.

To save money on switches, don't



INSTANT PC BOARDS

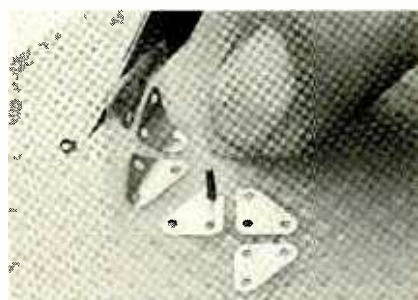
WITH

E-Z CIRCUIT™ Pressure-Sensitive
by  **Bishop Graphics, Inc.**


COPPER DESIGN PRODUCTS!

NO Artwork! NO Photography! NO Screening! NO Etching!


And It's As Easy As 1...2...3...



1. APPLY COPPER MTG. CONFIGURATIONS



2. SOLDER COMPONENT CONNECTIONS



3. IT'S READY TO USE!

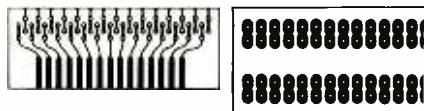
Now, thanks to this revolutionary new E-Z CIRCUIT concept, you can build professional quality printed circuit boards right in your own home or shop

- ... *without messy chemicals*
- ... *without artwork*
- ... *without photography*
- ... *without screening or etching*

Read What **RADIO-ELECTRONICS** Hobby Editor, "Doc" Savage Says About the E-Z CIRCUIT System!

"Those patterns are not for making artwork — they are *copper*. When you have pressed them down on a board, you are ready to mount the circuit components, solder them in place and turn on the power! *That is what I call instant PC boards.*"

"Having used this E-Z CIRCUIT system, I can report that it is quick, easy and reliable. It is the best way I have found to make one or two-of-a-kind PC boards."



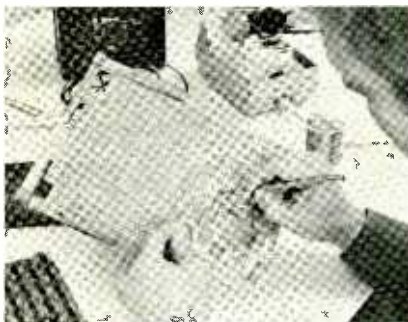
The Secret? E-Z CIRCUIT's Unique Pressure-Sensitive COPPER Tapes & Patterns!

Each E-Z CIRCUIT copper mounting configuration is made of super-thin, epoxy

glass with a special two-phase, adhesive on one side, and a one-ounce copper pattern laminated on the other. When applied to your PC board, these copper patterns work like the circuitry on a conventional *etched* printed circuit board. You solder the components directly to them.

Make A Mistake? With E-Z CIRCUIT, You Won't Waste A Board!

Thanks to E-Z CIRCUIT's special, two-phase adhesive, you have — within the first few minutes — the opportunity to reposition the copper patterns and tapes to make corrections, modifications and improvements ... *without harming the appearance and performance of your board.*



Use Them For Repairing And Modifying Existing Circuitry, Too!

Besides creating an actual, professional functioning circuit board, you can use E-Z CIRCUIT Pressure-Sensitive Copper PC design products to repair or modify existing circuitry.

Unique E-Z CIRCUIT Technical Manual . . . A "Gold Mine" of Usable, "How To" Information!

We even show you how easy it is. The new E-Z CIRCUIT PC Copper Products Technical Manual & Catalog EZ-3001 leads you through every step with fully illustrated instructions written in clear, simple language to make it easy for you to produce a professional quality, PC board. It's packed with invaluable technical "How To" information that tells you:

- *How to build a PC board*
- *How to repair damaged circuitry*
- *How to solder professionally*

Send For Your **FREE** Copy Today To.



E-Z CIRCUIT™
by  **Bishop Graphics, Inc.**

P.O. Box 5007PE, Westlake Village, CA 91359

Please send me a free copy of
E-Z CIRCUIT PC Copper Products
Technical Manual & Catalog EZ-3001

Name _____

Street _____

City _____ State _____ Zip _____

(DEALER INQUIRIES WELCOME)

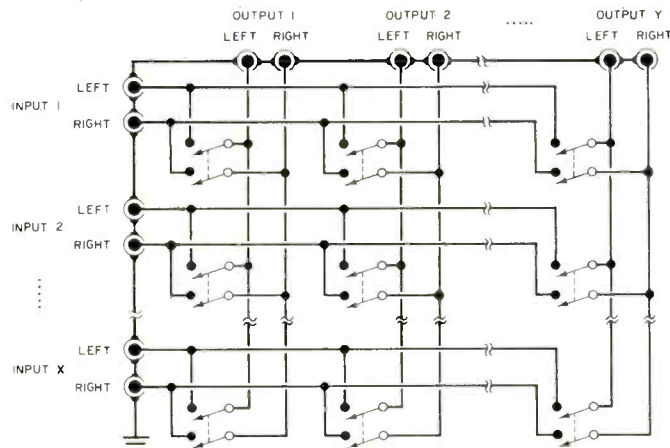


Fig. 1. Schematic diagram of a matrix switcher with X inputs and Y outputs. Each input and each output is a stereo pair.

sacrifice quality, rather look for a way to use fewer switches. First, consider that the total flexibility of a full matrix is not really needed or even useful. With a matrix that is fully populated with switches, a single output can be connected to more than one input; and, conversely, multiple outputs can be connected to a single input. However, summing multiple outputs to a single input is a job for a mixing console, not a switchbox. If a mixer is what you want, then an active circuit with controls to set the relative level of the various channels would be more appropriate. Since a switchbox is required and not a studio mixing console, a satisfactory design need not allow for channels to be mixed. This relaxation of requirements allows the

use of half as many switches because, as shown in Fig. 3, a double-pole, triple-throw (dp3t) switch can serve two input stereo pairs. The up position connects one input pair, the down position connects the other pair and the center position is used as an off position in case neither input is wanted. This in no way reduces the usefulness of the switchbox, and it saves half the cost of switches and the time to mount them on the printed circuit board. (A 6x6 matrix needs only 18 dp3t switches.)

Construction. The printed circuit board layout is simple if a double-sided board is used. Certainly double-sided boards are more expensive, but the sheer number of jumpers that

would be required for a single-sided design makes the choice very easy: use double-sided boards and save the hassle of loading 36 jumpers. Full-size foil patterns are shown in Figures 4 and 5.

If you make your own pc board, it is absolutely essential that it have plated-through holes to provide connections from the top to the bottom of the board. This is necessary because there is no room to get a soldering iron to the pads under the switches. To assemble the parts on the board, simply insert the switches from the component side of the board as shown in the top side loading diagram of Fig. 6. With all of the handles in the center position, turn the loaded pc board over onto a flat surface (a piece of cardboard may be handy here to avoid losing the switches). Before soldering, be absolutely sure the switches are on the proper side of the board.

Solder two diagonal corner pins on each switch first. Check to make sure that each switch is properly seated against the board. Otherwise, the pc board will not fit properly behind the front panel assembly. If any of the switches are improperly seated, reheat the two soldered legs while pushing the switch firmly into place. When you are sure that all the switches are properly installed, solder the rest of the pins.

The phono connectors are inserted into the board from the bottom at the locations shown in Fig. 7, and soldered on the top side. The board

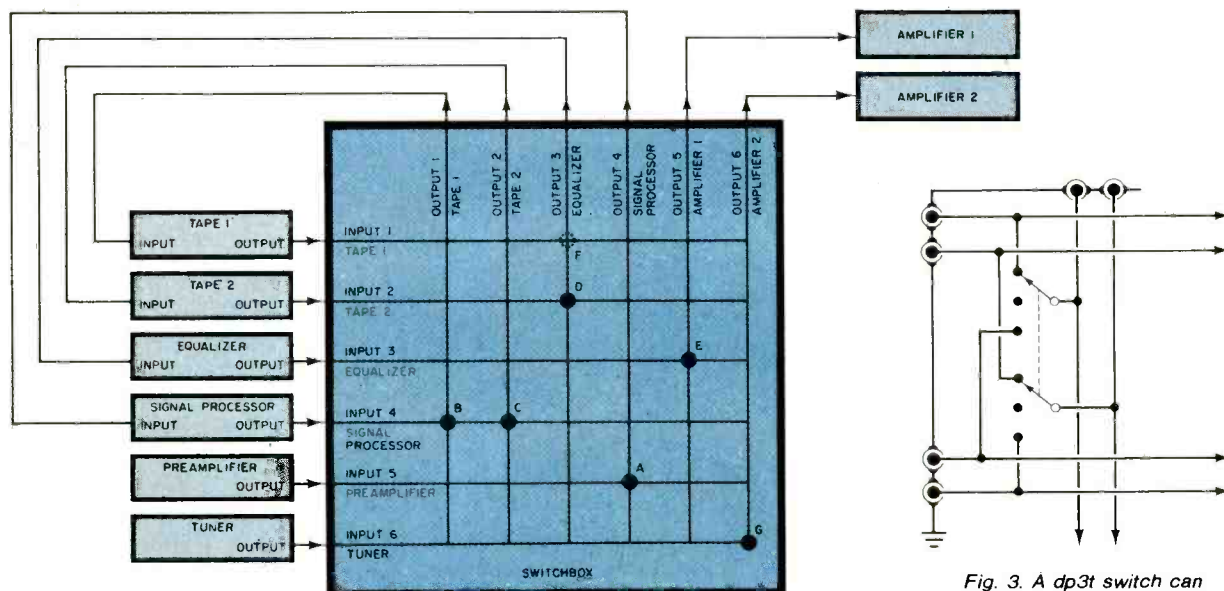
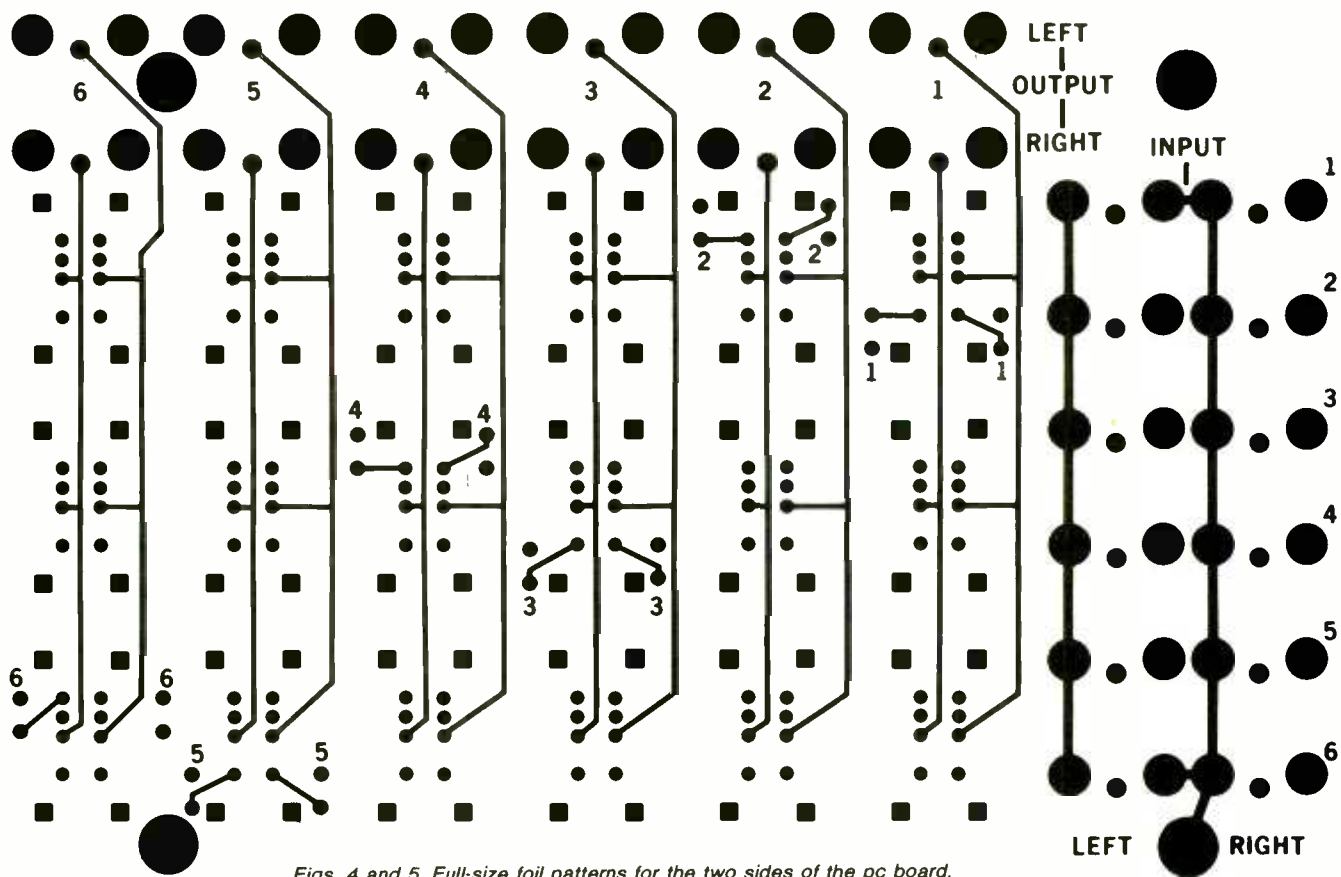
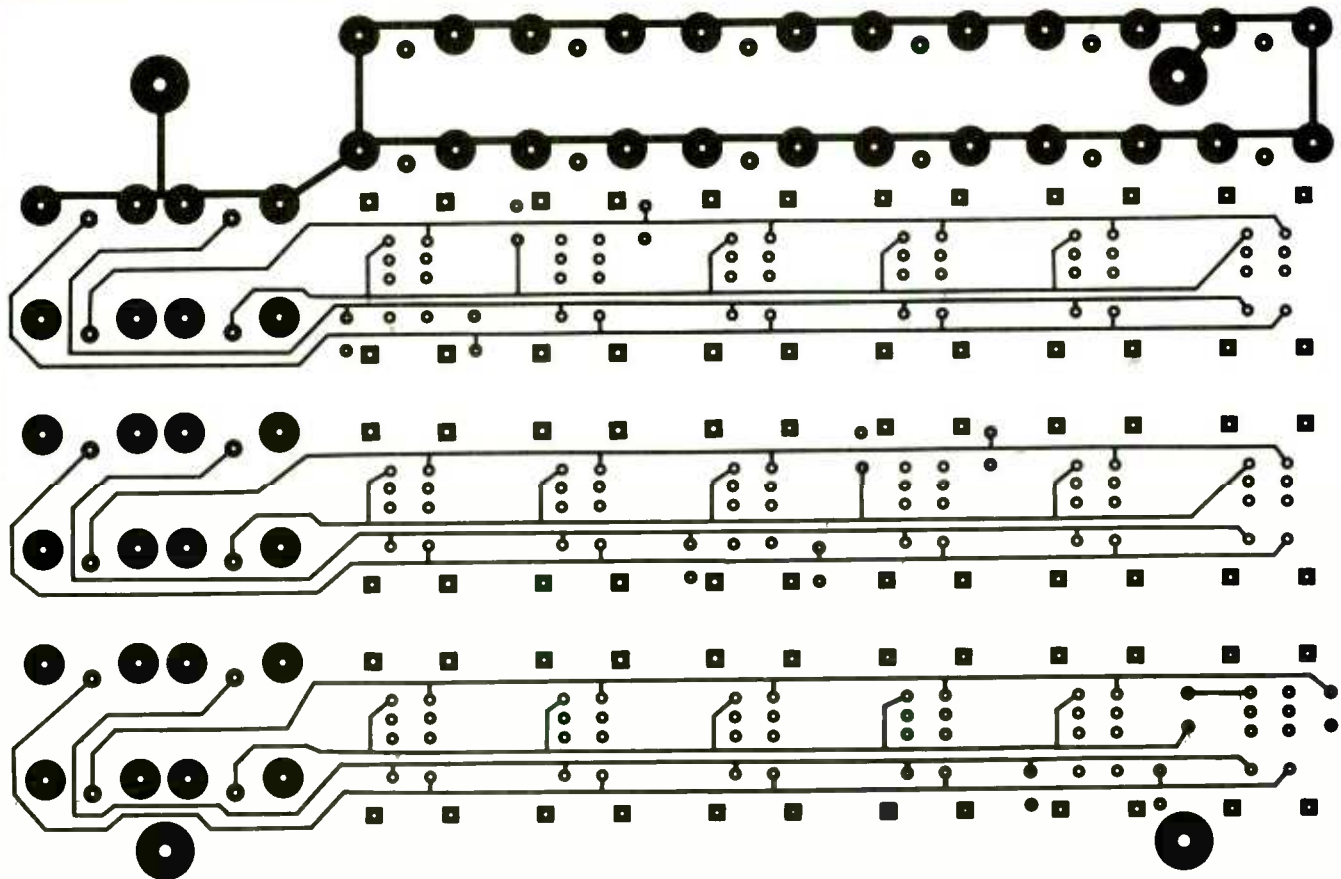


Fig. 2. Inputs and outputs of external equipment are shown with a simplified representation of the matrix.

Fig. 3. A dp3t switch can serve two input stereo pairs.



Figs. 4 and 5. Full-size foil patterns for the two sides of the pc board.

switchbox

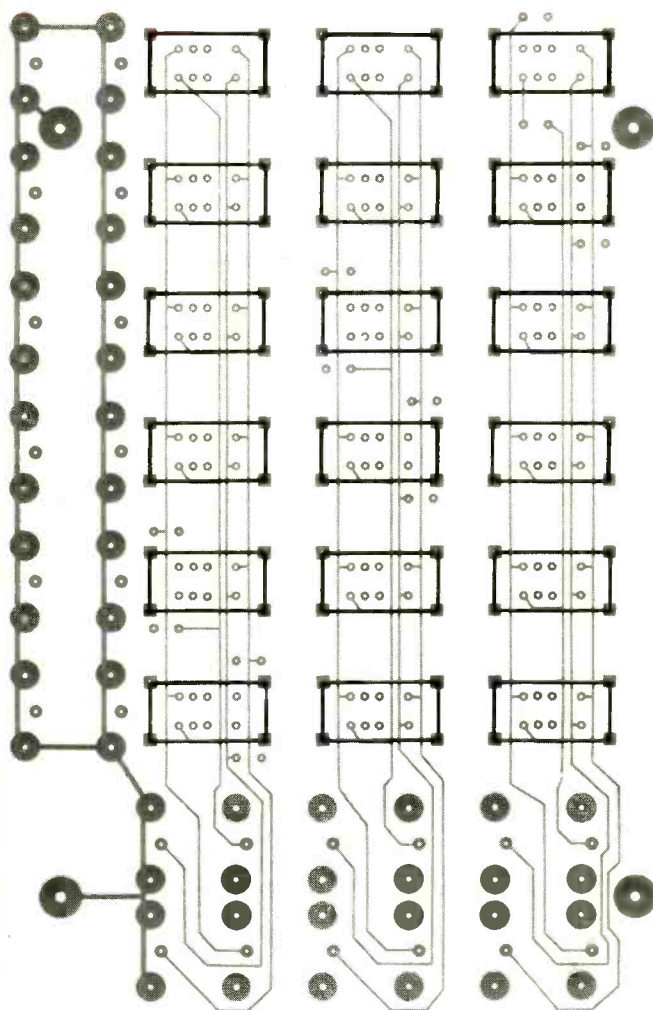


Fig. 6 Top side loading diagram shows switches inserted from the component side of the pc board.

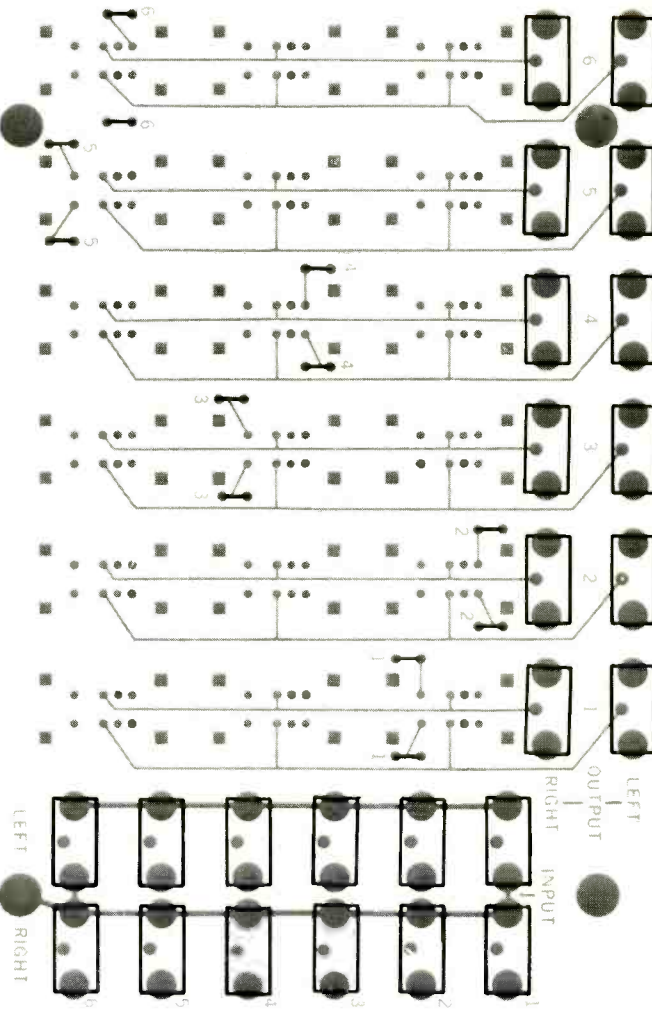


Fig. 7 Phono connectors are inserted into the board from the bottom at the locations shown above.

attaches to the front panel with four $\frac{3}{8}$ -inch standoffs that are pressed into the sheet-metal front panel. The circuit board is attached to the standoffs with $\frac{1}{4}$ -inch, 6-32 screws. The front panel and switchboard assembly are now attached to the wooden end panels with three $\frac{3}{4}$ -inch, 6-32 screws on each side, with the screw heads resting in countersunk recesses.

At this point the box is complete. Notice, however, that not all the holes in the pc board are filled. These holes are for some optional jumpers. But first let's try it out and get back to the jumpers in a moment.

Use. As a suggestion to get started, hook up your system as shown in Fig. 8. It is recommended that you either label each channel on the front panel or use a card patterned after Fig. 8 to remind you which components are connected to each switchbox channel. This is so you can keep track of which components are being hooked to-

gether. If you don't have all the equipment shown, don't worry, just adapt the general plan to what you have. Notice that in Fig. 8, the tape loop output from the receiver is connected to row 1 of the switchbox (labeled input 1 on the front panel and on the pc board). The tape loop input of the receiver is connected to vertical column 1, labeled output 1. In a similar manner the equalizer output is hooked to input 2, and the equalizer input is hooked to output 2.

There is a difference in how we wish to treat these two devices. It will do no harm to connect the receiver's tape loop input and output together (this is what happens inside the receiver when the tape monitor switch is disengaged). But it makes little sense to hook the output of the equalizer to its own input; in fact to do so will probably start a fierce speaker-blowing oscillation as the audio signals run around in circles through the equalizer. It is also not a recommended prac-

tice to connect the tape deck output to its input. If it is a two-head deck, or a three-head deck with the monitor switch in the source position, the results are much the same as with the equalizer. If the monitor switch is in the tape position, an echo is the result. The echo will grow or decay depending on how the gains are set. Therefore, with a receiver it is acceptable to connect between the tape monitor output and input. Also, in situations like that shown in Fig. 2 where a tuner and power amplifier use the corresponding input and output, it is necessary to be able to make this connection. But for *most* components, a connection to itself may be hazardous to the health of your amplifier, speakers and ears.

This brings us to **Rule Number 1**: *Do not connect an output to the input of the same device without at the very least stopping to think about what you are doing. To avoid the need to stop and think each time a switch is*

thrown, connections on the diagonal of the matrix, points (1,1), (2,2), etc., are omitted from the pc board. If both the input and the output of a device are always assigned to the same input and output number on the switchbox, for example the tape machines in Fig. 8, then rule 1 may be safely ignored. For occasions when a connection is needed, holes are provided on the pc board so that adding a pair of jumpers will enable diagonal connections. If you want to protect against forgetfulness or a child playing with all the pretty switches, leave the jumpers out. For those places where you need to connect a row to the corresponding column, add the two jumpers for the row and column you intend to use. The jumper locations are numbered on the pc board and shown in Fig. 7.

Another word of caution is appropriate here. **Rule Number 2: Do not engage two switches in the same column at the same time.** Even with jumpers installed only in the right places (or not at all), it is possible to have a feedback problem. In Fig. 8, a switching arrangement is shown where two devices try to feed the same input at A (2,3) and B (4,3), while tape 2 feeds another input at C (4,2). This enables a feedback path to occur even though there are no diagonal connections. The result is the same as if a phantom connection existed at D (2,2). To avoid this, remember to turn any switch in a column off before another switch in the same column is engaged.

Now that your switchbox is properly installed in your system, complete system flexibility is available at your fingertips. If you need to reconfigure your system, just flip the appropriate switches and your system is reconfigured. For example, if your system is normally set up with the equalizer before the power amplifier for speaker

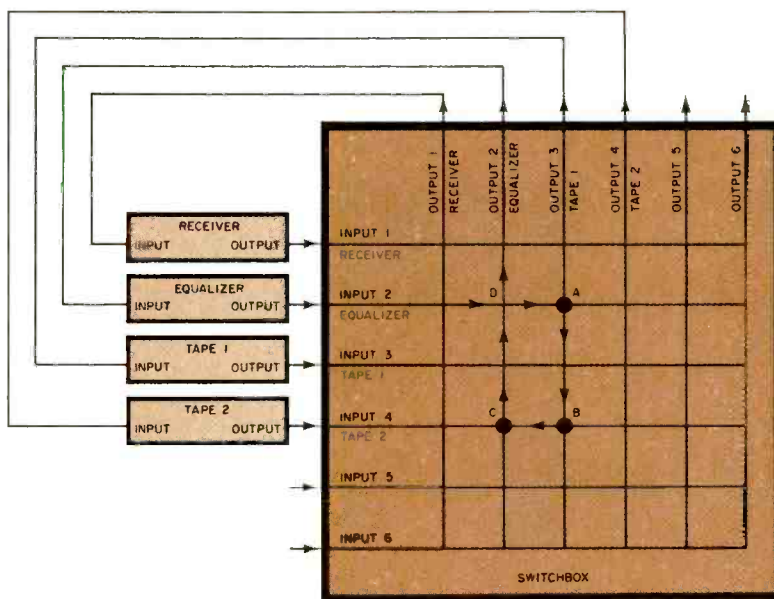



Fig. 8. Typical system hookup of four components. However, the switching arrangement would create undesirable feedback.




Internal view of the authors' prototype switchbox.

KIT AVAILABILITY

The following are available from Sound Technics, 2115 Derby Hill Dr., Loveland, CO 80537: Complete kit of parts including 18 dp3t switches (UID part #MG-023-12-6-P-2W), 24 pc-mount RCA phono jacks, pc board, epoxy-finished front panel, unfinished walnut end panels, feet, and screws, for \$95.00. Also available separately is a pc board for \$24.50 (not separately available after 9/30/82); six-foot stereo-connector cables with dual-phono connectors on each end at \$2.50 each or six for \$13.00. Add \$3.00 for shipping and handling. Colorado residents, add 3% sales tax.

and/or room equalization, it is now easy to place it into any other signal path in the system. This is extremely useful when a tape needs equalization. Or what about the tapes that were made before you bought your new signal processor? Just switch it into the tape playback path. If you want to monitor another component while recording a tape or record, just follow the example of Fig. 2. And if you are one that sets up your own bias and equalization on your tape deck, sim-

ply find an unused input and inject the signal through your switchbox. These are just a few of the 279,935 useful combinations available (there are 387,420,489 possible combinations but most are not useful because they include feeding two sources into one input). The flexibility of a switchbox in your system is only limited by your own imagination. Now that you have quit fiddling around behind your system, you can start enjoying the music. ◇



Seven Million Test Passes Later...

Wabash Diskettes Are Still Running Strong!


It takes a lot to be a winner in the computer industry these days. When it comes to magnetic media it takes a successful magnetic coating formulation and expert manufacturing skills. It takes steady performance in critical applications, and endurance over the long run.

Wabash MAXI-MYTE™ 8" diskettes and MINI-MYTE™ 5¼" diskettes are a quality buy no matter what your criteria. In standards testing performed by 25 prestigious drive manufacturers (including the world's largest) Wabash diskettes emerged a sure winner... with the papers to prove it.

The fact is, Wabash quality is unsurpassed in the industry, with a five year usage warranty that will keep your customers satisfied for years to come.

So the next time you're faced with a purchasing decision, don't take chances. Any way you look at it, Wabash diskettes are your best bet for the long run.

wabash



Wabash Tape Corporation 2700 Des Plaines Avenue, Des Plaines, IL 60018 800-323-9868 Illinois Call: 312-298-8585

YOUR FREE

ALBIA Electronics

Complete Electronics Supply Catalog

FOR ADDITIONAL
COPIES, CIRCLE
READER SERVICE
NUMBER 2

...A BOOK FULL OF
EXCITING PRODUCTS!

THE COMPLETE ELECTRONIC WORKSHOP OFFER

- Capacitor Kit
- I.C. Kit
- Space-Saving Storage Cabinets
- Treasure Hunter Metal Detector
- New Beckman HD100 Multi-Meter
- Beckman Hand-Held Meters
- Tool Kits
- LM-3 Logic Monitor
- Resistor Kit
- Triple Regulated P.C. Board
- DM-13 Resistor Substitution Box Kit
- Hitachi 50 MHz Scope
- Hitachi 100 MHz Scope
- DM-11 Frequency Meter Module
- DM-10 Low Ohm Meter Module
- DM-12 8-Channel Scope Multiplier
- DM-8 Capacitance Meter Module
- DM-7 550 MHz Frequency Counter
- DM-5 & DM-5A Circuit Designers
- DM-5B Power Supply Adapter
- DM-6 Triple Power Supply Bargain
- DM-2 Function Generator
- DM-4 Pulse Generator
- Proto-Board Solderizes Breadboards
- LM-1 & LM-2 Logic Monitors
- The Idea Box & Accessories
- Hitachi Oscilloscopes
- 5001 Universal Counter Timer
- Experimentor & Q.T. Sockets & Bus Strips
- 5001 650 MHz Frequency Counter
- 2001 Function Generator
- 4001 Pulse Generator
- 4401 Frequency Standard
- 3001 Digital Capacitance Meter
- Max 50 Hand-Held Frequency Counter
- Proto-Clip IC Test Clips
- WK-1 Wire Jumper Kit
- Instrument Cases & Hardware
- PB-203, PB-203AK & PB-203A Powered Proto-Board Breadboards
- LP-1 & LP-2 Logic Probes
- LP-3 & DM-9 Probes
- DP-1 Logic Pulser
- LTC-1 & LTC-3 Logic Analysis Test Kits
- Probe Accessories
- B&K 15 MHz Scope
- B&K 5 MHz 3" Scope
- B&K Portable Transistor Tester
- B&K Capacitance Meter
- B&K Function Generator
- B&K RF Generators
- Alphacom Computer Printers
- Sharp PC-1211 Pocket Computer
- Sharp Printer/Cassette Interface
- Albia Digital Thermometer
- Albia Technical Library Selections
- 550K Frequency Counter Kit
- HPA-1 & QNA-1, Hardware Posts & Quick Hooks



SEND
FOR
YOUR
COPY
TODAY!!

CIRCLE NO. 2 ON FREE INFORMATION CARD

DECIMAL MULTIPLICATION FOR THE ZX-80

*A program to expand the range
of your microcomputer*

BY LOYD REDMAN

ALTHOUGH the Sinclair ZX-80 performs only integer arithmetic, it can be made (via software) to perform decimal multiplication. Pages 35 and 36 of the ZX-80 operating manual show a program that multiplies two integers and displays the

two integers, then determines the location of the decimal point in the product (no more than four decimal places).

Lines 10 to 120 enter and display the multiplier and multiplicand (without decimal points) and the number of

```
10 PRINT "ENTER NUMBER OF DECIMAL PLACES IN PRODUCT"
20 INPUT D
30 PRINT "D="; D
40 PRINT " "
50 PRINT "ENTER M"
60 INPUT M
70 PRINT "M="; M
80 PRINT " "
90 PRINT "ENTER N"
100 INPUT N
110 PRINT "N="; N
120 PRINT " "
130 IF D=1 THEN LET B=10
140 IF D=2 THEN LET B=100
150 IF D=3 THEN LET B=1000
160 IF D=4 THEN LET B=10000
170 LET P=M*N
180 LET Q=P/B
190 LET R=P-Q*B
200 IF D=2 AND R<10 THEN GO TO 400
210 IF D=2 AND R>9 THEN GO TO 300
220 IF D=3 AND R<10 THEN GO TO 500
230 IF D=3 AND R<100 AND R>9 THEN GO TO 400
240 IF D=3 AND R>99 THEN GO TO 300
250 IF D=4 AND R<10 THEN GO TO 600
260 IF D=4 AND R<100 AND R>9 THEN GO TO 500
270 IF D=4 AND R<1000 AND R>99 THEN GO TO 400
280 IF D=4 AND R>999 THEN GO TO 300
300 PRINT M;"X";N;"(";D;"DECIMAL PLACES)=";Q;".";R
310 STOP
400 PRINT M;"X";N;"(";D;"DECIMAL PLACES)=";Q;".";R
410 STOP
500 PRINT M;"X";N;"(";D;"DECIMAL PLACES)=";Q;".";R
510 STOP
600 PRINT M;"X";N;"(";D;"DECIMAL PLACES)=";Q;".";R
```

product. All you need to add to this program are instructions telling the computer where to place the decimal point in the product. Make sure neither the multiplier nor the multiplicand contains more than five digits. Remember, the ZX-80 will not perform a multiplication if the product is larger than 32,767 due to internal arithmetic limitations.

The program shown here multiplies

decimal places in the product. Lines 130 to 190 find the value of the integer (whole-number) portion of the product. Lines 200 to 280 instruct the ZX-80 to examine the portion of the product to the right of the decimal point to determine the proper format for displaying the complete answer. The routines at lines 300, 400, 500, and 600 show the format used when printing the product. ◊

BUILD THE TIME-ON RECORDER

Tells you at a glance how long an appliance or TV receiver has been operating

BY DANIEL M. FLYNN

WITH the cost of electricity constantly rising, you might want to check how many hours an appliance or the TV set has been on during the day. An ideal way to do this is with the Time-On Recorder described in this article. Unlike many mechanical timers, which you have to stop and start yourself, this recorder is triggered on and off by the appliance itself.


The recorder is a relatively simple device to build. It has a single clock chip which performs all timing functions. This chip, an MM5309, has a 24-hour LED display format. The chip times only when an appliance plugged into the recorder is turned on. A circuit in the recorder senses that the appliance is on and "enables" the clock chip. The recorder displays a continuously changing time until the appliance is shut off. At this point, the clock chip is disabled but it holds the time count. The displayed time re-

mains unchanged until the appliance is turned on again, at which point the clock continues timing. This is how the recorder displays the cumulative "time on" of the appliance for the entire day.

Circuit Operation. To use the Time-On Recorder, an appliance must be plugged into socket *SO1* of the recorder and the recorder plugged into an ac outlet. When the appliance is in use, its current flows through fuse *F1* and the triac (Fig. 1). Fuse *F1* protects the triac and also disconnects the circuit from the line in the event the primary of *T1* becomes shorted. The triac is held on constantly by resistor *R1* as long as current is flowing through the device. The drop across the triac is approximately 2 volts, which remains relatively constant despite changing current. Most of this voltage is across *R2*, but a portion excites the 8-ohm winding of *T1*.

The 1000-ohm, center-tapped secondary of *T1* produces an ac voltage that is rectified by *D1* and *D2*, filtered by *C1*, and applied through current limiter *R3* to the base of *Q6* an npn transistor. Fuse *F2* protects *T1* in the event the triac should open while a load current is flowing. If this happened, the entire current would be forced to flow through *T1* causing a great deal of damage.

When there is no load, *Q6* receives no base current and is off. Under this condition, pin 19 of the clock chip is brought up nearly equal to V_{SS} through resistors *R4* and *R5*. Pin 19 of the clock chip is the 50/60-Hz input. (See Fig. 2 for the pin-out configuration of the clock chip.) When it is held at V_{SS} , the clock's time will not change. If a load is present and drawing current, transistor *Q6* receives a base current which forces it on. With *Q6* on, pin 19 of the clock chip is grounded. This condition allows the



ONE-CHIP R-F MODULATOR FOR CRISP COLOR SIGNALS

Low-cost, easy-to-build circuit enables games and computers to produce excellent color on TV receivers

BY MARTY BERGAN AND BEN SCOTT

CONVERTING a baseband video signal from a computer, video game, VCR, CCTV camera, etc., into an r-f signal suitable for use by a conventional TV receiver is the job of an r-f modulator. These usually consist of a low-band (channel 2 through 6) oscillator driving a modulator and antenna matching network for connection to the TV receiver antenna input connector.

Unfortunately, most r-f modulators do not have the bandwidth to transmit a clean, crisp image to the color-TV receiver which is already somewhat limited in bandwidth. The result is usually just a passable color display.

The recently introduced MC1374 TV Modulator Circuit, shown in block diagram form in Fig. 1, has a performance that exceeds the accuracy of most TV receiver systems. Non-linearity is less than 2%, differential phase distortion is under 2 degrees, and differential gain distortion is less

than 7%. (A schematic of the circuit is shown in Fig. 2.) Driven from a 75-ohm source, there is no rolloff at 30 MHz. Unlike most r-f modulators, the MC1374 has separate inputs for video and audio, thus greatly reducing the possibility of crosstalk and unwanted mixing products.

Video Section. The AM video system is a basic multiplier combined with a balanced oscillator capable of operation to over 100 MHz. Since the signal inputs are not internally dc biased, the user can bias the device for the required video dc level and polarity. This, plus the separation of the inputs, keeps the video and intercarrier sound sources from interfering with each other. Chip temperature and voltage stability are excellent with respect to output frequency, thus no supply regulation is required.

The r-f output is directly proportional to the voltage difference be-

tween pins 1 and 11. Consequently, short leads are required to these pins. A long lead might introduce carrier shift, a result of output r-f being picked up on the lead. If the video source impedance is low, pin 11 can be shunted to ground via a low-value (47 pF) capacitor to reduce the possibility of oscillator feedback. Reasonable layout care will yield carrier rejection ratios of 36 to 40 dB below sync tip level carrier.

Resistor R_g , connected between pins 12 and 13, is for gain adjustment, and is selected so that only about half the dynamic range will be used at sync tip level to avoid modulator saturation. For example, the FM oscilla-

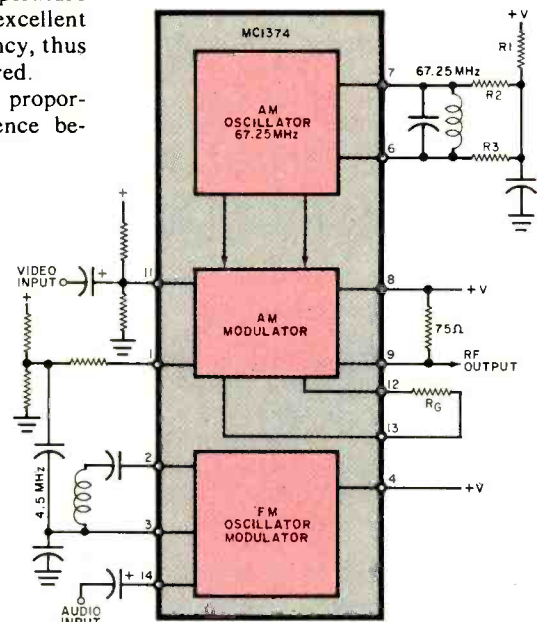



Fig. 1. Block diagram of the internal arrangement of the MC1374 Modulator IC.

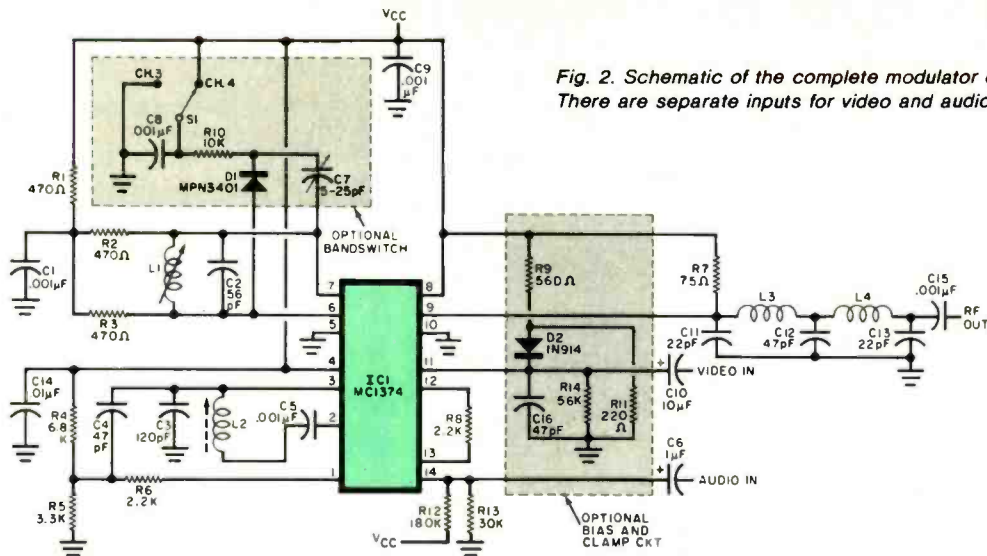


Fig. 2. Schematic of the complete modulator circuit. There are separate inputs for video and audio.

PARTS LIST

- C1, C5, C8, C9, C15—0.001-μF, 50-V disc ceramic capacitor
- C2—56-pF, 5% silver mica capacitor
- C3—120-pF, 5% silver mica capacitor
- D4, C12, C16—47-pF, 10% disc ceramic capacitor
- C6—1-μF, 15-V electrolytic
- C7—5-25-pF ceramic trimmer capacitor
- C10—10-μF, 15-V electrolytic
- C11, C13—22-pF, 10% disc ceramic capacitor
- C14—0.01-μF, 50-V, disc ceramic capacitor
- D1—MPN3401 (Motorola)
- D2—1N914

- IC1—MC1374 (Motorola)
 - L1—Inductor (4 turns #22 enamelled copper, 1/4" diam., close wound, air core)
 - L2—Inductor (45 turns #36 enamelled copper, 3/16" diam. ferrite core, close wound, with C5 on form)
 - L3, L4—0.22-μH rfc (Aircro 4411-2M or similar)
- The following are 1/4-W, 5% fixed resistors:
- R1, R2, R3—470 Ω
 - R4—6.8 kΩ
 - R5—3.3 kΩ
 - R6, R8—2.2 kΩ
 - R7—75 Ω
 - R9—560 Ω
 - R10—10 kΩ
 - R11—220 Ω
 - R12—180 kΩ
 - R13—30 kΩ
 - R14—56 kΩ
 - S1—Spdt switch

- Misc.—14-pin socket, mounting hardware, suitable enclosure, 12-volt power supply.
- Note—The following are available from Circuit Specialists, 730 S. Perry Lane, Tempe, AZ 85281 (Tel: 602-966-0764): printed-circuit board at \$4.95; IC MC1374 at \$3.50; diode MPN3401 at \$0.70.

tor/modulator (on the same chip), can deliver about 500 mV peak-to-peak of 4.5-MHz signal to the AM video modulator. In accordance with broadcast practices of picture-to-sound ratios, this implies a peak video of about 1 volt maximum. At low signal levels, noise becomes another limitation. In keeping with standard practices, the minimum peak (sync tip) video should be at least 0.25 volt to assure that background noise is over 60 dB below standard white level.

There is a definite "window" within which the video signal and the pin 11 voltage must be contained. Resistors R1, R2, and R3 are selected to bias pins 6 and 7 at about 1 volt below V_{cc} to permit the oscillator to swing without clipping, and to provide a circuit Q of about 20. The voltage on pins 1 and 11 must always be at least 1.5 volts below the bias on pins 6 and 7.

Conservatively, input pins 1 and 11 should never go below 2.25 V above ground; but, in fact, no distortions are evident down to 1.6 V on either input.

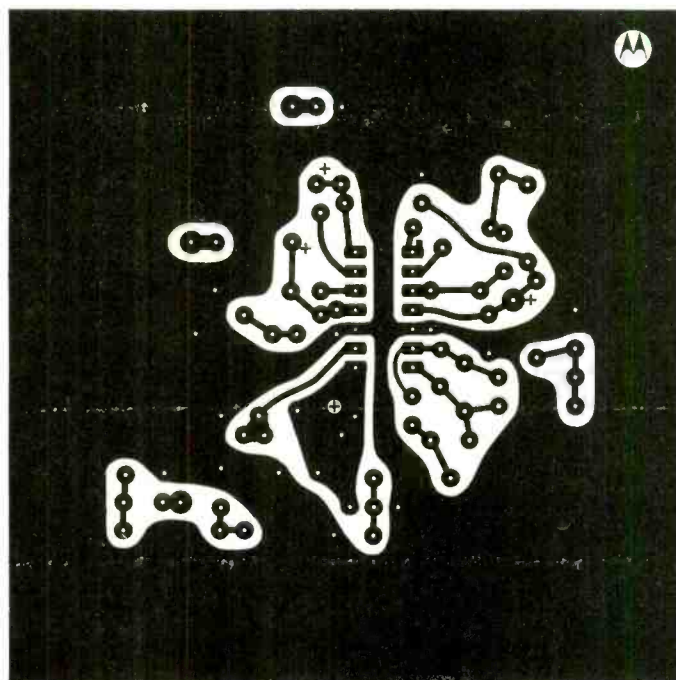
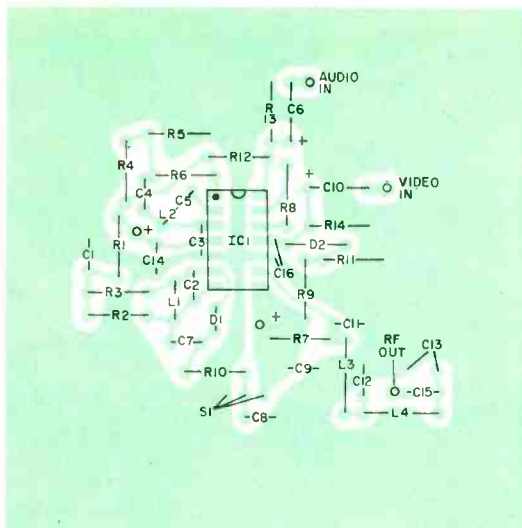
Operation in this region is necessary when using a 5-V power supply, but should be avoided when a higher supply voltage is available.

A biasing divider to pin 1 and another to pin 11 can be chosen to establish nominal conditions for a static picture, so that a test pattern signal can be ac coupled to the input. The relative polarity and exact difference between these dc levels is critical to the establishment of standard levels. A positive-going (sync) video signal requires a dc bias on pin 11 that is approximately the average value of the video with respect to pin 1 bias. A negative-going video signal requires that pin 11 be biased below pin 1 by the same amount. If V_{cc} changes, divided voltages will change proportionately, as will the difference between them. This is unacceptable because it changes modulation depth. Similar difficulties occur if the video input signal changes in average value, as for a full white or full black scene.

In many cases, the video source itself is dc referenced, and can be made to provide both pin 1 and pin 11 reference levels. If not, the two divider voltages must be regulated, and the signal sync tip clamped to the pin 11 bias by diode D2. The divider impedance should be kept low to minimize the time constant of clamping corrections as video content changes.

The output frequency can be selected from channel 3 or 4 by a dc control circuit. Selection is accomplished by changing the C of the tank circuit with a switching diode, D1. When the diode is forward biased, it effectively parallels C7 with C2 thereby lowering the frequency of the oscillator (Ch. 3 selected). When D1 is reverse biased, its impedance is very high, eliminating C7 from functioning in the circuit and raising the frequency (Ch. 4 selected). To align this circuit, first select Ch. 4 (C7 switched out) and tune L1 to 67.25 MHz (Ch. 4). Then switch to Ch. 3 and adjust C7 to obtain 61.25 MHz (Ch. 3).

Fig. 3. Exact-size guide for a printed-circuit board is shown below. The component layout diagram is at right. Use any regulated 12-volt power supply.



fact that less energy is usually present in the higher audio frequencies, and also fewer modulation sidebands are within the deviation window. Both factors degrade signal-to-noise ratio. Pre-emphasis of 75 μ s is standard. For cases where preemphasis is not provided, a suitable network can be made from a parallel-connected 0.0012- μ F capacitor and 56,000-ohm resistor between C6 and pin 14.

Modulators of this type, when operated at vhf, introduce substantial second harmonics in the r-f output. At 67 MHz, the second harmonic is only 6 to 8 dB below the maximum fundamental. This poses no real impairment of performance as it would be ignored by the TV receiver's selectivity, but it would not meet FCC requirements. To compensate, a simple double-pi filter is used at the chip output.

The schematic of Fig. 2 includes a simple and almost lossless second-harmonic r-f filter formed by L3, L4 and their associated capacitors. Gain resistor R8 was selected for an intended video input of approximately 1 volt peak at the sync tip, and biasing is arranged for negative-going sync. This produces a signal at the output filter of about 12 mV rms, about 12 dB greater than FCC rules permit. Therefore it must be padded down for commercial applications.

The intercarrier sound signal is coupled to the AM modulator by C4. The input impedance at pin 1 is very high so the intercarrier level is determined by the source impedance at pin 3 (about 2000 ohms). This drives into the bias circuit impedance of R4 and R5 (about 2200 ohms) through C4. This provides an intercarrier level of nearly 500 mV peak-to-peak, correct for the 1-volt peak video level selected. The audio input for a full ± 25 kHz FM is about 0.2 volt peak-to-peak. If the preemphasis circuit previously discussed is used, the audio input will have to be increased approximately 10 times.

Construction. The modulator can be assembled on a pc board such as that shown in Fig. 3. If you elect to create your own layout, keep all leads as short as possible. The completed board can be mounted in any selected enclosure.

The circuit can be powered from any regulated 12-volt source having good filtering and bypassing. With a typical 12-volt regulated source, measured r-f carrier deviation was less than 10 kHz between 0° and 50°C for any video input level. \diamond

FM Sound Section. The FM system was designed specifically for the TV intercarrier function at 4.5 MHz, and will operate from 1.4 to 14 MHz. Performance of this system compares favorably to many laboratory generators and exceeds the distortion performance of varactor modulators by several times. For example, at 4.5 MHz, a deviation of ± 25 kHz can be achieved with 0.6% distortion.

The oscillator center frequency is approximately the resonance of inductor L2 and the effective capacitance C3 from pin 3 to ground. Include approximately 6 pF (internal) when

making frequency calculations. For overall oscillator stability, it is best to keep X_L in the range of 300 to 1,000 ohms.

One added convenience in the FM section is the separate "oscillator B+" (pin 4), which permits disabling the sound system during alignment of the AM section. Usually this pin is hard-wired to the V_{cc} source without decoupling.

Standard practice is to provide pre-emphasis of higher audio frequencies at the transmitter and a matching deemphasis in the TV receiver audio amplifier. This is to counteract the

ALBIA

Electronics

**COMPLETE
ELECTRONIC
WORKSHOP
CATALOG**

**SEND
TODAY!**



**64 PAGES
OF ELECTRONIC
BARGAINS!**

FREE 1982 SUPPLY CATALOG

Watt Wizard™



**Saves Energy!
Saves Money!
Saves Machines!**

Only **\$39⁹⁹**

NASA Patent
No. 4,052,642

Watt Wizard Saves Energy! How?

Your AC induction motors run at a nearly constant speed, using the same current for light or heavy loads. Watt Wizard Power-Factor Controller is a remarkable device that saves energy by sensing the motor's power factor and reduces the supply voltage for light-load conditions. The current drawn is then more in phase with the supply voltage...the current and voltage are reduced. LESS ENERGY is consumed by the motor saving the user energy cost!

The Power-Factor Controller Was Developed and Tested by NASA.

The amazing energy-saving device was developed at NASA by Frank Nola as part of a program to reduce power consumption in spacecraft motors. NASA tested the Power-Factor Controller on 40 types of motors with POWER-SAVINGS, *incredibly verified at UP to 60%!* The motors tested were both single-phase and three-phase induction motors—THE MOST COMMONLY USED MOTORS IN MAJOR HOME APPLIANCES AND INDUSTRY...the motors you use in YOUR HOME...YOUR BUSINESS! The Power-Factor Controller is, in essence, a POWER-SAVER!

NASA licensed Cynex, a well-known producer of electrical and electronic products, and a prime contractor for the U.S. Army, to manufacture their astounding Power-Saver. Cynex named their product...WATT WIZARD.

Watt Wizard Saves Money! (Your Money.)

No one knows better than you—the cost of electric power keeps rising...and rising! The Watt Wizard, by saving up to 60% of the power needed to run motor-operated appliances, saves up

to 60% of the costs of running them, too. Look at your recent electric bills. Typically, you are paying monthly about \$20.74 to operate a 16.5 cu. ft. frost-free freezer, \$29.00 to run a 23 cu. ft. frost-free refrigerator and about \$60.00 to run an air conditioner for the summer. Now count all the motor-operated appliances in your home or business. Think of *reducing* the costs of running them by 20%—40%—60%! Think of your SAVINGS! Then you will know WHY you need a Watt Wizard for any of them...ALL OF THEM! (Just by looking at the Watt Wizard's exclusive LED readout you will KNOW AT ANY GIVEN MOMENT HOW MUCH POWER—HOW MUCH MONEY—you are actually saving!

It's So Easy to Use.

Just choose the right model Watt Wizard and you're ready to save money EVERYDAY. For less than 1 H.P. motors (the motors used in most freezers, refrigerators, fans, swimming pool pumps, vacuum cleaners, sewing machines, etc.) Cynex offers the 110V AC model. Watt Wizard, when plugged into a wall outlet, is ready to start saving you energy *and* money. Washers and dryers require the Cynex wire-in Watt Wizard, which you might need an electrician to install. *Both* come with a "power-on" light and are solid-state.

Watt Wizard Saves Machines!

Because the Watt Wizard senses the power-factor of your motor and applies only the exact voltage required to run it at a constant quieter speed, your MOTOR RUNS COOLER AND MORE EFFICIENTLY...AND HAS AN ENHANCED LIFE EXPECTANCY! Too, Watt Wizard replaces the need for conventional electro-mechanical motor starters and virtually *eliminates* the burn-out of starter parts...Watt Wizard is solid-state, fail-safe *and* has an anti-stall circuit which makes it virtually impossible for a motor to burn out.

CIRCLE NO. 15 ON FREE INFORMATION CARD

Independent Studies Prove Power Savings of Up To 60% Of Watt Wizard's Efficiency.

Independent studies by a reputable testing laboratory prove that in commercial and industrial applications Watt Wizard results in power savings of up to 60% while an average of 37,000 hours of mean-operating time elapsed before a failure occurred to any of Watt Wizard's major components! MORE! WATT WIZARD IS FUSED—Won't burn out. Comes with "power-on" light.

You NEED to save energy.
You NEED to save money.
You NEED to save machines.

YOU NEED WATT WIZARD!

ORDER IT TODAY! Only \$39.99 plus \$2.50 for postage and handling.



**The Watt Sensor...
plugs you into
electric costs...
plugs you into
savings! \$29⁹⁵**

Limited Supply

Watt Sensor: A simple-to-use accurate device that takes you out of the dark about electric bills by plugging you into the cost per hour of operating your 110V pluggable appliances. Unless you *know* the cost of running your refrigerator, hair blower, toaster, etc — you need *Watt Sensor!* Just insert the Watt Sensor into the nearest 110V outlet closest to the appliance you want to check, plug appliance into Watt Sensor and LEARN IN CENTS PER HOUR HOW MUCH THAT APPLIANCE IS COSTING YOU TO RUN.

With electricity, ignorance is not bliss. It's CASH. LEARN HOW TO SAVE! With Watt Sensor. GET IT TODAY!

Qualifies for 15% IRS Tax Credit

30-DAY MONEY-BACK GUARANTEE

Try the Watt Wizard for up to 30 days. If not completely satisfied, return it (insured) for a full refund.

The sooner you send for the Watt Wizard, the more you can save on your electric bills. To order, send your check or money order to the address below. Or charge it to your Visa or Mastercard credit card. If using your

If using your charge card, you can also order via our toll-free phone number: 800-453-4000.

**To order call today!
800-453-4000**

N.J. residents, add 5% sales tax.

M.E.C. Corp.

Box 953, Elizabeth, N.J. 07207

clocking pulses produced from the 60-Hz line to pass through diode *D3*. These pulses cause the clock's time to advance. As soon as the load is turned off, *Q6* turns off, and the clock stops timing.

The clock chip, an *MM5309*, has multiplexed, 7-segment outputs which are used to directly drive a five-digit numeric, monolithic display. The digit-enable outputs of the clock chip are used to drive pnp transistors *Q1* through *Q5*. These transistors in turn drive the individual digits. Tens of hours and minutes and units of hours, minutes, and seconds are displayed. Units of seconds are displayed so the user can verify, at a glance, if the circuit is timing. Components *R7* and *C4*, connected to pin 26 of the clock chip, provide an RC network for the internal multiplex oscillator. Together, *R7* and *C4* determine the rate at which the display is multiplexed.

The dc supply voltage is provided by *IC2*, a full-wave bridge rectifier, and capacitor *C2*. The latter not only filters the voltage from *IC2* but, more importantly, it raises the average dc voltage from 11 volts to 17 volts, which is a functional voltage level for the *MM5309*. The *MM5309* does not require a voltage regulator.

Switch *S1* is connected to pin 16 of the clock chip and is used to reset the clock to all zeros. Normally pin 16 is tied high internally allowing the clock to time. Depressing *S1* shorts pin 16 to ground performing the reset function. Switch *S2* is optional and can be replaced with a jumper wire if the builder prefers to see units of seconds displayed all the time. (I found displaying units of seconds confusing without also displaying tens of seconds when trying to interpret the display.) Switch *S2* is depressed by the user to see if the clock is timing and then released.

Pin 14 of the *MM5309* is tied low so the timer will time correctly with a 60-Hz clock signal on pin 19. Pin 27, the 4/6 digit select, is tied low to enable the units and tens of seconds outputs (pins 21 and 20) along with the minutes and hour outputs. Lastly, pin 13, the 12/24 hour select, is left disconnected (the pin is pulled high internally) so the timer will time to 24 hours before recycling.

Construction. Building of the time-on recorder is not complicated. A printed-circuit board such as the one shown in Fig. 3 greatly simplifies wiring. However, the circuit is simple enough that it can be hard-wired on perfboard if desired. The mounting of all components except *F1*, *R1*, *SO1*, the triac, and the switches on the board helps reduce the amount of off-board wiring. Figure 4 shows component placement for the pc board. Take care in inserting ICs in case the leads must be bent to match holes.

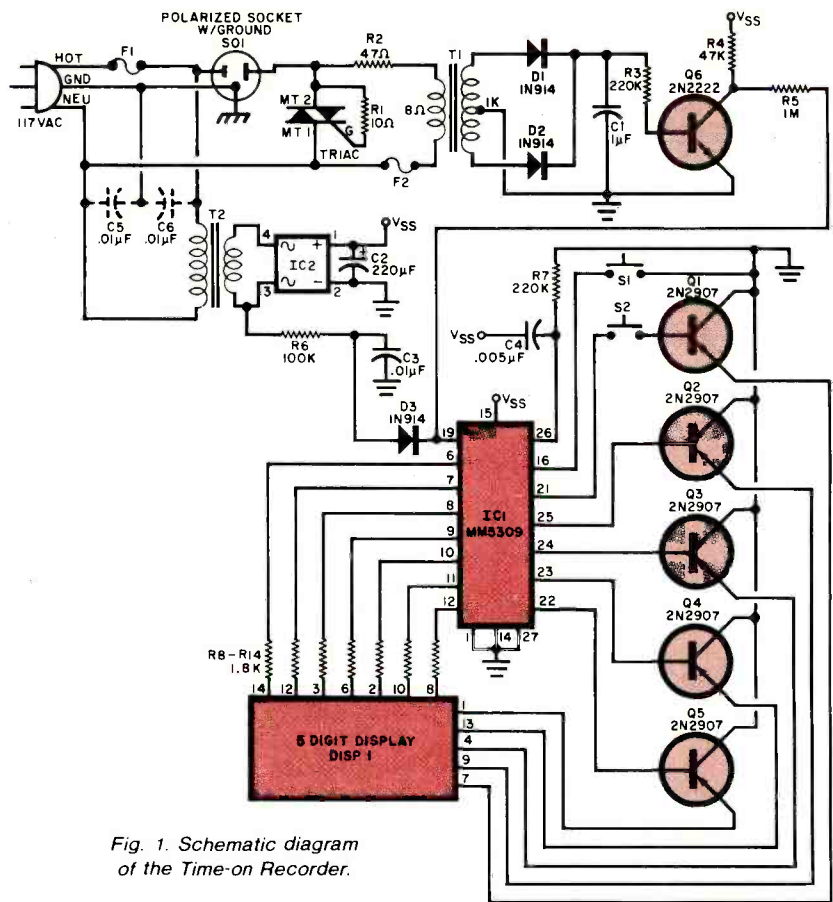


Fig. 1. Schematic diagram of the Time-on Recorder.

PARTS LIST

- C1—1- μ F, nonpolarized electrolytic
- C2—220- μ F, 35-V electrolytic
- C3—0.01- μ F, 50-V, ceramic-disc capacitor
- C4—0.005- μ F, 50-V, ceramic-disc capacitor
- C5, C6—0.01- μ F, 400-V, ceramic-disc capacitor
- D1, D2, D3—1N914 signal diode
- DISP1—5-digit, 7-segment, common-cathode display (H-P 5082-7415 or equivalent)
- F1—6 $\frac{1}{4}$ -A, 3AG, slow-blow fuse
- F2— $\frac{1}{4}$ -A, 3AG, fast-acting fuse
- IC1—MM5309 PMOS clock chip (see note)
- IC2—Full-wave bridge rectifier (Radio Shack 276-1161 or equiv.)
- Q1 through Q5—2N2907 pnp transistor
- Q6—2N2222 npn transistor
- R1—10- Ω , $\frac{1}{2}$ -W, 10% tolerance carbon-composition resistor
- R2—47- Ω , $\frac{1}{2}$ -W, 10% tolerance carbon-composition resistor

The following resistors are $\frac{1}{4}$ -W, 5% tolerance carbon-composition resistors:

- R3, R7—220 k Ω
- R4—47 k Ω
- R5—1 M Ω
- R6—100 k Ω
- R8 through R14—1.8 k Ω
- SO1—Polarized ac socket with ground
- S1, S2—Normally open, momentary-contact, pushbutton switch
- T1—Miniature audio-output transformer (Radio Shack 273-1380 or equiv.)
- T2—12.6-V, 300-mA transformer
- Triac—400-V, 6-A (Radio Shack 276-1000 or equivalent)

Misc.—Suitable enclosure, circuit board, standoffs, line cord, strain relief, IC sockets (one 28-pin, one right-angle 14-pin), panel-mounted fuse holder, pc-mounted fuse holder, mounting hardware, terminal strip, solder, etc.

Note—The MM5309 clock chip is available from Jameco Electronics, 1355 Shoreway Rd., Belmont, CA 94002.

The line cord coming into the unit should be three-conductor and of 16- or 18-gauge wire. The line cord should be properly relieved for strain at the point of entry to the cabinet. Care must be taken when connecting the internal 115-V wiring. On a polarized, grounded, electrical socket, one side of the outlet is smaller than the

other. This side is the "hot" side. The larger of the two blade holes is the neutral. The hot side of the line should be brought in and taken to the end tab of the panel-mounted fuse holder of *F1*. The side tab of the fuse holder is connected to the gold-colored terminal screw of *SO1*, the ac socket. The silver-colored terminal is connected to

Pin Connections MM5309

Pin	Function
1	V _{DD}
2	BCD 8
3	BCD 4
4	BCD 2
5	BCD 1
6	A
7	B
8	C
9	D
10	E
11	F
12	G
13	12/24-hour select
14	50/60-Hz select
15	V _{SS}
16	Reset
17	Slow set
18	Fast set
19	50/60-Hz input
20	S10
21	S1
22	H10
23	H1
24	M10
25	M1
26	MUX timing
27	4 ⁶ -digit select
28	Output enable

Five-digit numeric display

Pin	Function
1	Cathode 1
2	Anode E
3	Anode C
4	Cathode 3
5	Anode DP
6	Anode D
7	Cathode 5
8	Anode G
9	Cathode 4
10	Anode F
11	N/C
12	Anode B
13	Cathode 2
14	Anode A

Fig. 2. Pin connections of the two integrated circuits.

the triac's *MT2* terminal. Then, as shown in the schematic, the triac's *MT1* terminal is connected to the neutral. The ground wire of the line should be electrically fastened to the metal chassis enclosure (if one is used) and to the grounding screw of *SO1*. All of the wiring just mentioned should be 16- or 18-gauge stranded wire. (Solid wire of this gauge is difficult to work with in the chassis box.) Other ac wiring is not as critical size-wise (24 gauge will work fine), but care should be taken to follow the schematic closely.

The time-on recorder pictured in Fig. 5 was assembled in a 3 1/2 x 9 x 6", 20-gauge, aluminum cabinet such as Radio Shack's part number 270-261. Whichever cabinet is chosen, it should




Fig. 3. Exact-size foil pattern for a printed-circuit board for the project.

be of easily machinable material since square holes are required for the outlet and the display. If the display is mounted on the board, it should be located at a side and mounted with a 14-pin right angle socket. This way the board can be mounted flat and positioned on standoffs so the display appears in the cabinet front.

The triac must be heat sunk. The metal chassis itself functions well as a heat sink if the triac is mounted with a nylon bolt on a mylar spacer. The triac can be connected to a terminal strip for all the connections to it. Also recommended is that the clock chip be mounted in a socket, with the chip placed in the socket only after all wiring is complete.

Using the Time-On Recorder. To use the recorder, plug it in and reset the clock so the display shows all zeros. Then plug an appliance into the recorder's socket. Turn the appliance

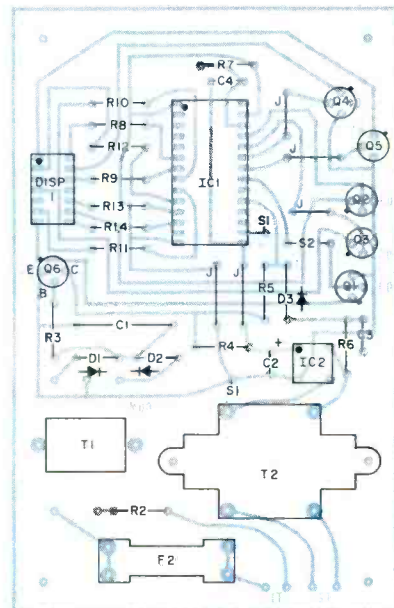



Fig. 4. Component layout for the board shown in Fig. 3.

SIMPLE SIMON ELECTRONIC KITS, Inc.

7 + 11 SWD PARTS KITS

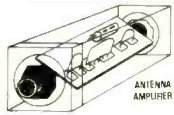
**MITSUMI
VARACTOR
UHF TUNER**
Model UES-A56F
\$34.95



Freq. Range UHF470 - 889MHz
Antenna Input 75 ohms
Channels 14-83 Output Channel 3

KIT NO	PART NO	DESCRIPTION	PRICE
1	VT1-SW	Varactor UHF Tuner, Model UES-A56F	\$34.95
2	CB1-SW	Printed Circuit Board, Pre-Drilled	18.95
3	TP7-SW	P.C.B Potentiometers, 1-2DK, 1-1K, and 5-10K ohms, 7-pieces	5.95
4	FR35-SW	Resistor Kit, 1/4 Watt, 5% Carbon Film, 32-pieces	4.95
5	PT1-SW	Power Transformer, PRI-117VAC, SEC-24VAC, 250ma	6.95
6	PP2-SW	Panel Mount Potentiometers and Knobs, 1-1KBT and 1-5KAT w/Switch	5.95
7	SS14-SW	IC's 7-pcs, Diodes 4-pcs, Regulators 2-pcs, Heat Sink 1-piece	29.95
8	CE9-SW	Electrolytic Capacitor Kit, 9-pieces	5.95
9	CC33-SW	Ceramic Disk Capacitor Kit, 50 W.V., 33-pieces	7.95
10	CT-SW	Variable Ceramic Trimmer Capacitor Kit, 5-65pfd, 6-pieces	5.95
11	L4-SW	Coil Kit, 18mhs 2-pieces, 22µhs 1-piece (prewound inductors) and 1 T37-12 Ferrite Torroid Core with 3 ft. of #26 wire	5.00
12	ICS-SW	I.C. Sockets, Tin inlay, 8-pin 5-pieces and 14-pin 2-pieces	1.95
13	SR-SW	Speaker, 4x8" Oval and Prepunched Wood Enclosure	14.95
14	MISC-SW	Misc. Parts Kit Includes Hardware, (6/32, 8/32 Nuts, & Bolts), Hookup Wire, Ant. Terms, DPDT Ant. Switch, Fuse, Fuseholder, etc	9.95
When Ordering All Items, (1 thru 14), Total Price			139.95

UHF ANTENNAS and ACCESSORIES



**ZYZZX
VHF-UHF WIDEBAND
ANTENNA AMPLIFIER**
MODEL ALL-1
50 MHz — 900 MHz
12 dB GAIN ± 0.5dB
**A Revolutionary New
One Stage HYBRID
IC Broadband Amplifier**

This unit is not available anywhere else in the world. One unit serves many purposes and is available in Kit or Assembled form. Ideal for outdoor or indoor use. Input-output impedance is 75 ohms. Amplifier includes separate co-ax feed power supply. Easily assembled in 25 minutes. No coils, capacitors etc. to tune or adjust.

- ALL-1 Complete Kit plus Power Supply \$24.95
- ALL-1 Assembled / Tested plus Power Supply \$34.95

**INTRODUCING OUR NEW
14 ELEMENT — 14.5 dB GAIN
YAGI ANTENNA**



- STVA-3 Yagi Antenna, 14.5 dB, 75 ohm, Chan. 60-68 \$19.95
- STVA-4 Yagi Antenna, 14.5 dB, 75 ohm, Chan. 44-52 \$19.95



- STVA-1 Yagi Antenna, 11.5 dB, 75 ohm, Chan. 42-54 \$9.95
- STVA-2 Yagi Antenna, 11.5 dB, 75 ohm, Chan. 20-28 \$9.95

- RG-59/U 75 ohm Low Loss Coax Cable \$.12 p/ft
- F-59 Coaxial Connectors, ea .39
- MT-1 Special UHF 75-300 ohm Matching Transformer, ea 1.45
- ALL-1 HYBRID IC Wideband VHF-UHF-FM Antenna Amplifier Kit 24.95
- ALL-1 HYBRID IC Wideband VHF-UHF-FM Ant. Amp. Assembled 34.95

Mail Order Only — Send Check or Money Order To:

SIMPLE SIMON ELECTRONIC KITS
Calif. Orders:
3871 S. Valley View, Suite 12, Las Vegas, Nevada 89103
Tel: (702) 322-5273

All Other Orders:
11850 S. Hawthorne Blvd., Hawthorne, Calif. 90250
Tel: (213) 675-3347

Minimum Order: \$19.95. Add 10% Shipping and Handling.
For Orders over \$40.00. Add 5%. Catalog \$1.00.
— VISA and Mastercard Acceptable —

time-on recorder




Photo of the internal arrangement of the author's prototype.

on and verify that the recorder starts timing. To find the cumulative time-on for a period longer than a day, note the recorder's display daily and then reset the recorder. At the end of the time period, add the results for each day. (The maximum display is 24 hours before the clock resets itself to zero.)

Please note that the recorder's maximum load is 720 watts (i.e., a load requiring no more than 6 amperes).

the noise spikes on the ac line to ground. Note also that there is a minimum load requirement to start the recorder timing. A load as small as 10 watts will activate the recorder, while a load of 7 1/2 watts will not.

Although the recorder can be used to tell you how much television the family is watching or the like, it can also tell you how much the television is costing you to use. To find the cost, take the total time in hours, multiply it by the power rating of the load in kilowatts and then multiply by the cost of a kilowatt-hour in your area.

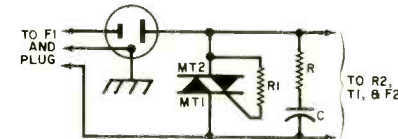


Fig. 5. An RC shunt on the triac improves operation with inductive loads.

Some loads, such as a dehumidifier may be rated at 5 A but when first turned on will draw in excess of 6 A. This will cause fuse F1 to blow. In this case, the time-on recorder cannot be used. Also, if the ac line has noise spikes on it (from appliances such as a dehumidifier) the recorder may be accidentally reset and lose its count. To remedy this add capacitors C5 and C6 as shown in the schematic. These components may also be needed if the load is a fan. These capacitors short

Going Further. The circuit shown in Fig. 1 uses a triac to produce the signal that enables the clock chip. The triac was selected because of its easy availability. It does, however, restrict the types of loads that can be timed. That is, the triac will prevent large inductive loads such as fans and other motors from starting.

If you want to avoid this, the circuit can be changed. Shunting the triac with a series RC circuit as in Fig. 5 would eliminate the problem mentioned with inductive loads. This solution, however, requires two additional components and creates the problem of finding the values of the two components. Therefore, the circuit shown in Fig. 6 is preferable. If the diodes are available, use the circuit to replace the part of the original circuit which uses the triac. No other change in the circuit is necessary.

If one of the diodes in Fig. 6 fails, fuse F2 will blow to protect T1. In this case, the bad diode and F2 will have to be replaced before the circuit will operate. This type of circuit failure should be kept in mind if F2 blows but there are no wiring errors present. ◇

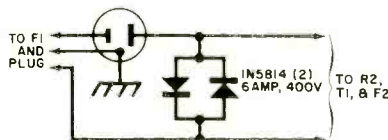


Fig. 6. Two diodes can be used to replace the triac if desired.

BY RANDY CARLSTROM

DESIGNING WITH THE

8080 MICROPROCESSOR

Part 6: Conclusion—Programming the CPU Module's ROM

HAVING designed and built the interface for receiving Morse code, into the CPU, it is now necessary to program the CPU program memory.

There are several types of read-only memory (ROM), each of which has its unique way of being programmed. One type is the *mask programmable* ROM in which the desired binary state of each memory cell (bit) is programmed by selectively including or excluding a small conducting jumper in the cell during manufacture. This type of ROM programming is permanent and the bit pattern cannot be altered once programmed. A change of even one bit requires that a new custom mask be made, which is a relatively expensive process (about \$1,000). This type of ROM is generally used only in high-volume production applications where the desired bit pattern has already been proven and the probability of pattern changes or updates is very unlikely.

A second type of ROM is the *Programmable Read-Only Memory* (PROM). This device is similar to the mask programmable ROM, but has the advantage of being *field programmable*—that is, the customer can program it himself. This is done by selectively “blowing” fusible links (made of polycrystalline silicon or nichrome) in

each memory cell with a relatively high-current pulse to obtain the desired bit pattern. Needless to say, the PROM must be discarded and a new one programmed if any bit changes are to be made which would otherwise require the repair of a blown fuse link. The PROM shares the same disadvantage of the mask programmable ROM—it is not reprogrammable.

The last type of ROM we will examine is the *Erasable and Programmable Read-Only Memory* (EPROM). As its name suggests, the EPROM can be programmed by the user. However, rather than “blowing” fusible links as in the PROM, a small electric charge is selectively deposited in each memory cell. The EPROM has the property that when its chip surface is exposed to ultraviolet light, any charges deposited in the memory cells are removed, which completely “erases” the memory. This unique property of the EPROM gives it the added feature of being reprogrammable. The EPROM chip is covered by a transparent quartz lid (rather than the conventional opaque metal or plastic cover) which allows it to be exposed to ultraviolet light. The erasing process (exposure to UV light) normally takes from 20 to 30 minutes, and will set all of the EPROM's memory cells to a logic 1.

Programming a cell to a logic 0 is done electrically by depositing a small electric charge in that cell. However, the only way a programmed cell can be changed from the 0 state to the 1 state is by erasing the *entire* device.

The EPROM is generally used in prototype systems, where bit pattern changes are likely to be made. Because of the distinct advantages the EPROM offers, it is this type which is used for the CPU module's program memory.

Program Development Board Design. In a 2K EPROM, there are over 16,000 memory bits to be programmed (depending on the length of the user's program), and there are strict timing requirements that must be adhered to when programming. To solve these problems the Program Development Board (PDB) was designed. Its objectives are:

(1) To provide a “program-development memory area” where 8080 programs can be conveniently stored and edited. This memory area should exist in the same address space as the CPU's EPROM, and the CPU must be able to execute any program stored in this area. In this way a new program can be loaded, tested, and debugged before it is copied (“burned”) into an EPROM.

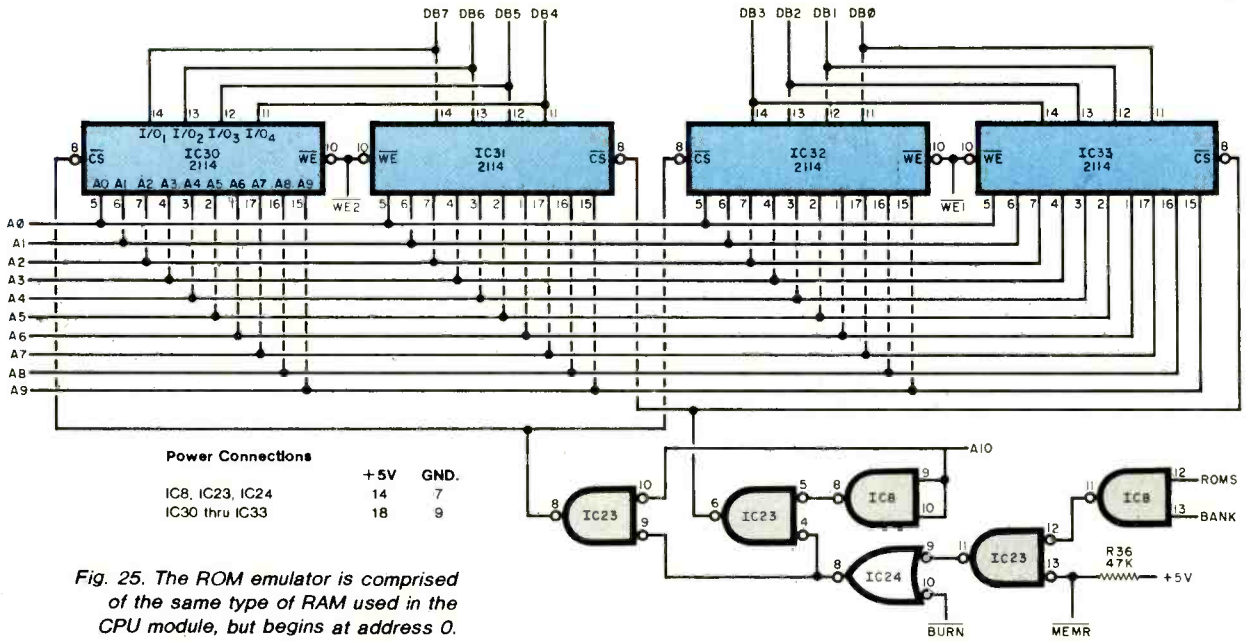


Fig. 25. The ROM emulator is comprised of the same type of RAM used in the CPU module, but begins at address 0.

(2) To monitor the status of the Address, Data, and Control busses at all times.

(3) To single-step the CPU one instruction at a time, thereby enabling the programmer to observe the results of each program instruction as it is executed. This provides an instructional tool as well as an aid in debugging new programs.

(4) To single-step and monitor the execution of a program already contained in the CPU's EPROM.

(5) To provide a fast and efficient

means of burning a newly developed program into an EPROM.

To satisfy design objective 1, a 2K-byte ROM emulator and a 20-key keypad were incorporated into the PDB design. The ROM emulator (Fig. 25) is comprised of the same type of RAM used in the CPU module, but begins at memory address 0. Although the CPU cannot write data into this memory area, it can read program instructions and data previously stored there. This provides built-in protection to prevent a bad program from completely wiping itself

out. It is only possible to begin program execution at memory location 0, just as the CPU module does when first powered-up. In these ways, the program development memory simulates the CPU's EPROM from which the CPU normally obtains its instructions, even if a programmed EPROM is installed in the CPU module. This ensures that programs which run successfully in this memory area will also run properly when they are transferred to the CPU's EPROM. Program instructions and data are loaded into the program devel-

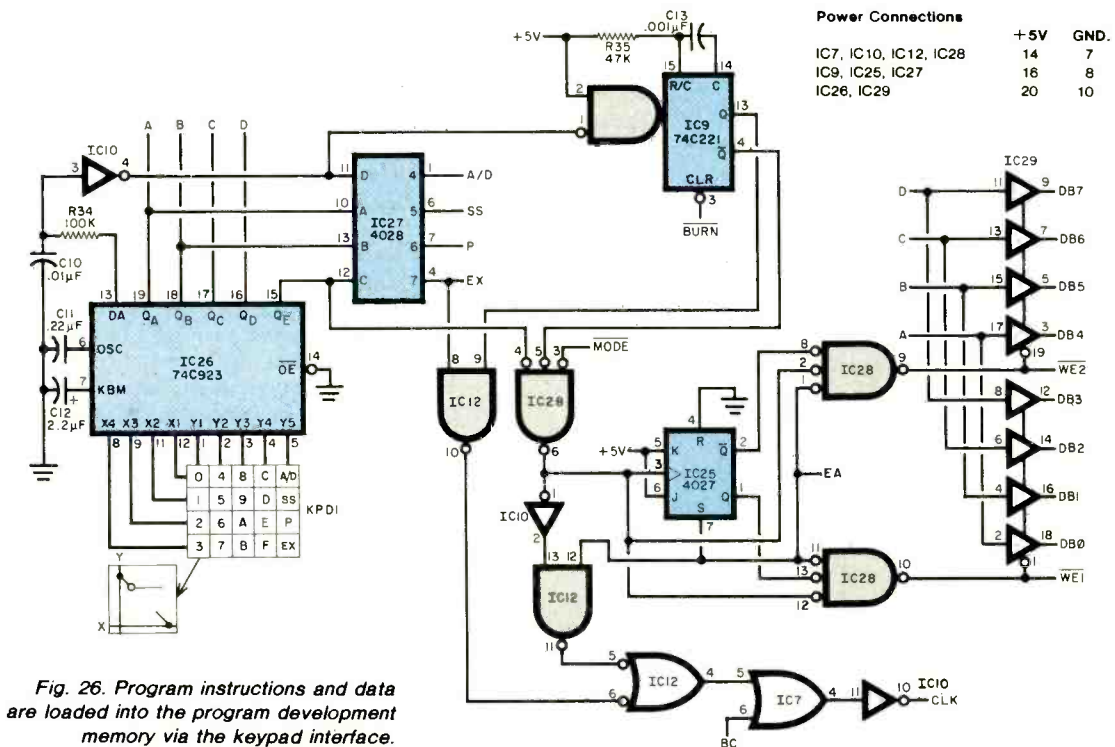


Fig. 26. Program instructions and data are loaded into the program development memory via the keypad interface.

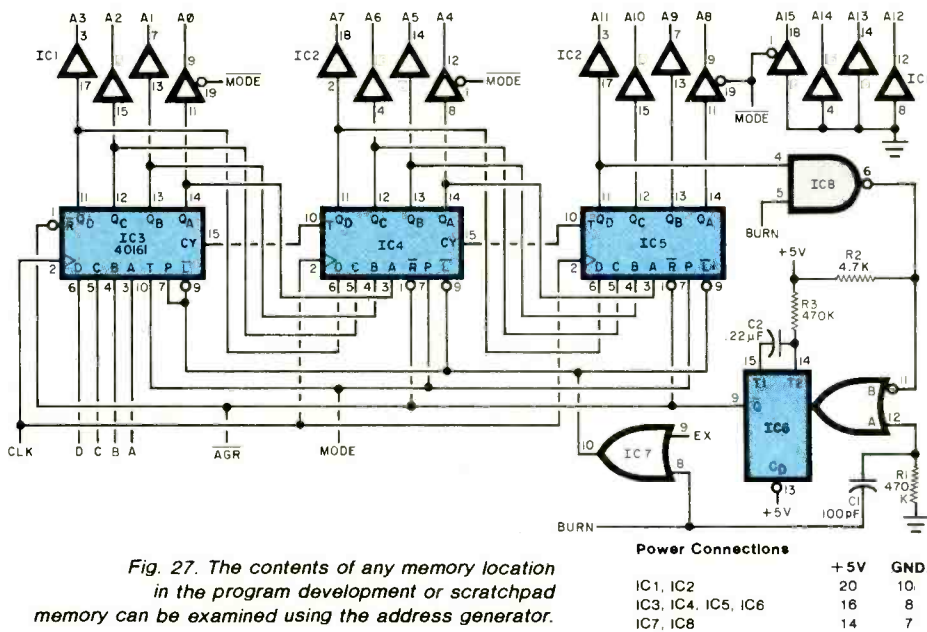


Fig. 27. The contents of any memory location in the program development or scratchpad memory can be examined using the address generator.

PARTS LIST

- | | |
|--|---|
| C1—100-pF disc ceramic capacitor | IC24—74LS08 quad 2-input NOR gate |
| C2,C9,C11—0.22- μ F disc ceramic capacitor | IC25—CD4027BC dual J-K flip-flop |
| C3,C8,C10—0.01- μ F disc ceramic capacitor | IC26—MM74C923 20-key encoder |
| C4—0.47- μ F Mylar capacitor | IC27—CD4028BC BCD-to-decimal decoder |
| C5,C13—0.001- μ F disc ceramic capacitor | IC28—CD4075BC triple 3-input OR gate |
| C6—47-pF disc ceramic capacitor | IC30 through IC33—2114L 1024x4 RAM |
| C7—0.33- μ F, 50-V capacitor | J1,J2,J3—16-pin DIP plug |
| C12—2.2- μ F, 10-V tantalum capacitor | P1,P2,P3—16-pin DIP plug |
| DIS1 through DIS6—Common-cathode, 7-segment LED display (H.P. 5082-7740, T.I. TIL313, or equivalent) | Q1,Q2,Q7—2N3904 or equivalent transistor |
| LED1 through LED7—Red light-emitting diode | Q3—2N2907, PN2907, or equivalent transistor |
| IC1,IC2,IC9—MM74C244 octal noninverting tri-state buffer | Q4,Q5,Q6—2N2222, PN2222, or equivalent transistor |
| IC3,IC4,IC5—CD40161BC or MM74C161 binary counter | The following, unless otherwise specified, are 1/4-watt, 10% fixed carbon-composition resistors: |
| IC6—CD4528BC dual monostable multivibrator | R1,R3,R29—470 k Ω |
| IC7—CD4071BC quad 2-input OR gate | R2,R8,R28,R33—4.7 k Ω |
| IC8—74LS00 quad 2-input NAND gate | R4—330 k Ω |
| IC9—MM74C221 dual monostable multivibrator | R5—50-k Ω pc-mount potentiometer |
| IC10—CD40106BC or MM74C14 hex Schmitt trigger inverter | R6—82 k Ω |
| IC11—CD4013BC dual D flip-flop | R7,R34—100 k Ω |
| IC12—CD4011BC quad 2-input NAND gate | R9—10 k Ω |
| IC13—CD4081BC quad 2-input AND gate | R10,R13,R20,R27,R31,R32,R35,R36—47 k Ω |
| IC14—LM340LA-12 positive 12-volt regulator | R11—22 k Ω |
| IC15,IC16,IC17,IC18,IC19,IC20—MC14495 BCD-to-seven-segment decoder/driver | R12—1 k Ω |
| IC21—74LS74A dual D flip-flop | R14—1.2 k Ω |
| IC22—7417 or 7407 hex buffer with open-collector outputs | R15—560 Ω |
| IC23—74LS32 quad 2-input OR gate | R16—1-k Ω pc-mount potentiometer |
| | R17,R18,R19,R21 through R26—330 Ω |
| | R30—1 M Ω |
| | S1 through S4—DIP switch |
| | Misc.—0.01- μ F or 0.1- μ F disc ceramic bypass capacitors distributed near ICs; 4x5 X-Y matrix keypad or 20 spst NO momentary-contact pushbutton switches; IC sockets; perf or printed-circuit board; wire or solder, etc. |

opment memory via the keypad (Fig. 26). It is also possible to examine the contents of any memory location in the program development or scratchpad memory via the keypad (Fig. 27).

A four-digit hexadecimal display monitoring the CPU's Address Bus, a two-digit hexadecimal display monitoring the Data Bus, and four LED's monitoring four of the five Control Bus lines satisfy design objective 2 (Fig. 28).

Through the use of a special key of the keypad it is possible to single-step the CPU in one of two selectable modes (Fig. 29). The first of these modes causes the CPU to execute one instruction with each depression of this key. The second mode causes one 8080 machine cycle to be executed with each depression of the key. The states of the CPU busses are always displayed in these modes to aid in monitoring an executing program's progress.

To satisfy design objective 4, the PDB allows the programmer to select the "memory bank" the CPU will use to obtain its program instructions from; the program development memory or an installed CPU EPROM. The CPU scratchpad RAM area beginning at memory location 800₁₆ is always accessible to a running program, regardless of the memory bank selected.

When the programmer is satisfied with the operation of his new program, the depression of a single key of the keypad will burn the entire contents of the program development memory into an erased EPROM installed in the CPU module in less than two minutes (Fig. 30). After a successful burn, the programmer can separate the CPU module and interface(s) from the PDB (Fig. 31) and connect the CPU module directly to the interface(s). The programming of the CPU module in this particular application is now complete, and so are the design objectives of the PDB.

Functions. There are two primary modes of operation of the PDB—edit and execute. The edit mode allows program instructions and data to be loaded, examined, and altered in the program development memory. The PDB enters the execute mode whenever the CPU is single-stepped or run. Here are the PDB functions:

0 through F (numeric): Used to enter hexadecimal memory addresses and load program instructions and data into the program development memory. The destinations of the numbers entered with these keys are governed by the A/D key.

A/D (Enter Address/Load Data): Places the PDB in the edit mode and also determines where subsequent nu-

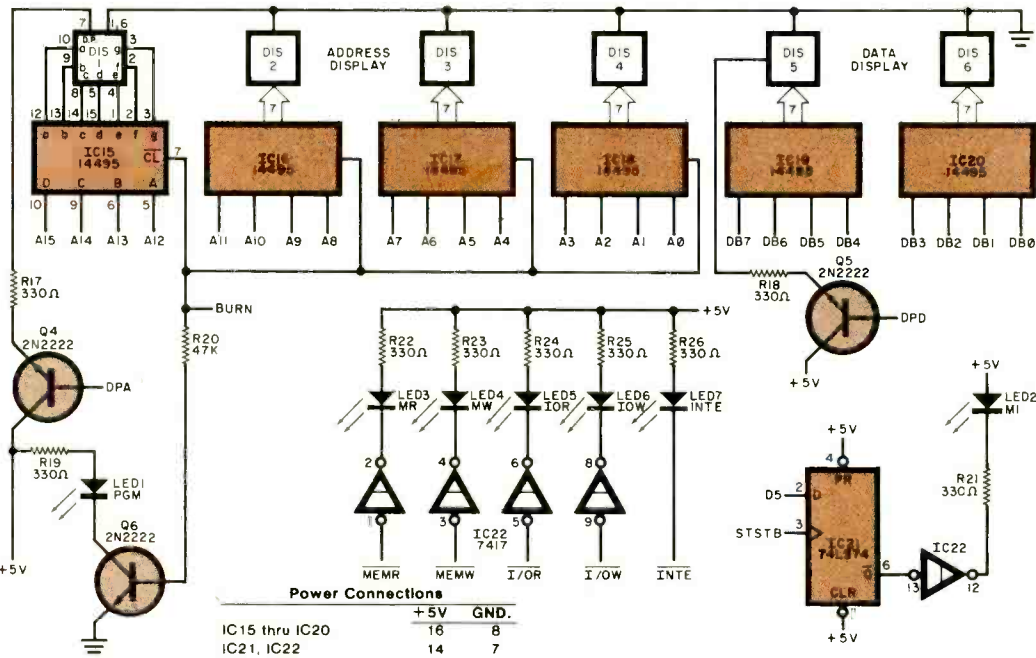


Fig. 28. The display logic drives a four-digit address display, two-digit data display, and four of the five LEDs on the control lines.

meric entries will be sent. Each key depression alternately lights a decimal point in the display corresponding to the destination of subsequent numeric entries (address or data). Actuating this key while a program is running will momentarily reset the CPU, restarting the running program.

SS (Single-Step): Places the PDB in the execute mode and allows the CPU to execute one instruction or one machine cycle (as selected by the instruction cycle switch) each time the key is actuated. A program can be restarted in the single-step mode at memory location 0 by depressing the A/D key followed by the SS key.

P (Program): Depressing this key will burn the contents of the program development memory into an erased EPROM installed in the CPU module. The keypad is disabled until the burn cycle has ended.

EX (Examine): Operates only when the PDB is in the edit mode. It allows the contents of the next sequential memory location (as displayed on the Address display) to be viewed on the Data display.

BANK: Determines which memory bank the CPU will use to obtain its instructions and data when single-stepped or run. Closing the switch will select the EPROM installed in the CPU module; otherwise the PDB's program development memory is selected.

INSTRUCTION CYCLE: Operates in conjunction with the SS key. Closing the switch causes the SS key to operate in the instruction-cycle mode; otherwise it operates in the machine-cycle mode.

SLOW: Also operates in conjunction with the SS key. Closing this switch

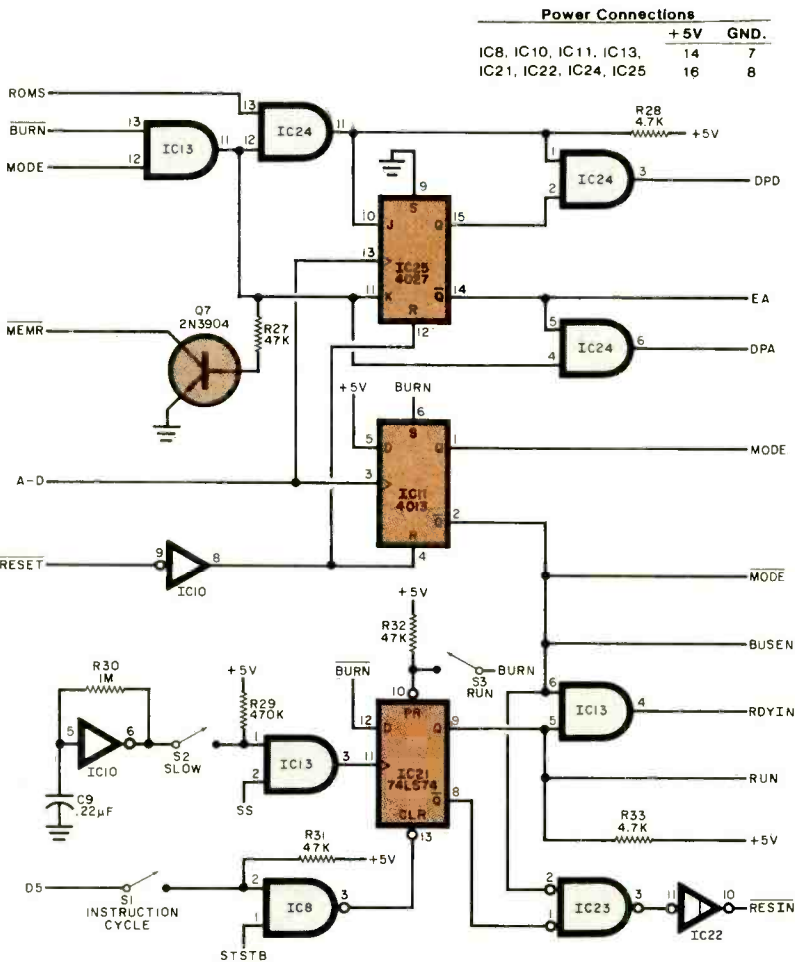


Fig. 29. The CPU can be single-stepped in one of the two selectable modes.

Interested in computers or robotics? Looking for info on hardware, software, theory, and applications?



The Computer Book Club offers you an incredible range of computer books and a huge variety of tapes and disks... ALL at low, low member prices!

Select 6 fact-filled books for only \$2.95 (total value up to \$108.70)

1299 List \$16.95
101 MICROPROCESSOR SOFTWARE & HARDWARE PROJECTS
1187 List \$15.95
1345 List \$18.95
1195 List \$12.95
1332 List \$16.95
1191 List \$16.95
1299 List \$16.95
1276 List \$15.95
1241 List \$12.95
1200 List \$16.95
1062 List \$12.95
1295 List \$16.95
1369 List \$21.95
1053 List \$12.95
1111 List \$15.95
1275 List \$14.95
1330 List \$15.95
1199 List \$16.95
1085 List \$11.95
1305 List \$15.95
1045 List \$11.95
1251 List \$16.95
1275 List \$14.95
1330 List \$15.95

7 very good reasons to try The Computer Book Club

Blue Ridge Summit, PA 17214

- **Reduced Member Prices.** Save up to 75% on books sure to increase your know-how
- **Satisfaction Guaranteed.** All books returnable within 10 days without obligation
- **Club News Bulletins.** All about current selections—mains, alternates, extras—plus bonus offers. Comes 10 times a year with dozens of up-to-the-minute titles you can pick from
- **"Automatic Order"**. Do nothing, and the Main selection will be shipped automatically! But... if you want an Alternate—or no books at all—we'll follow the instructions you give on the replay form provided with every News Bulletin
- **Continuing Benefits.** Get a Dividend Certificate with every book purchased after fulfilling membership obligation, and qualify for discounts on many other volumes
- **Extra Bonuses.** Take advantage of added-value promotions, plus special discounts of software, games, and more
- **Exceptional Quality.** All books are first-rate publisher's editions, filled with up-to-the-minute info



THE COMPUTER BOOK CLUB

Blue Ridge Summit, PA 17214

PECC-282

Please accept my membership in the Computer Book Club and send the 6 volumes circled below. I understand the cost of the books selected is \$2.95 (plus shipping/handling). If not satisfied, I may return the books within ten days without obligation and have my membership cancelled. I agree to purchase 4 or more books at reduced Club prices during the next 12 months, and may resign any time thereafter.

1000 1045 1053 1055 1062 1085 1111
1160 1187 1191 1195 1199 1200 1205
1228 1241 1251 1271 1275 1276 1295
1299 1305 1330 1332 1333 1345 1369

Name _____ Phone _____

Address _____

City _____

State _____ Zip _____

(Valid for new members only. Foreign and Canada add 20%. Orders outside U.S. or Canada must be prepaid with international money orders in U.S. dollars.)

allows execution of instruction or machine cycles at a rate of approximately two cycles per second for the duration of the SS key's depression.

RUN: Places the PDB in the execute mode and allows the CPU to exit the Wait state, so that the program contained in the selected memory bank is executed at full speed (approximately 500,000 machine cycles per second). All keypad functions except A/D are disabled.

ADDRESS DISPLAY: A dual-function display of either the contents of the CPU Address Bus (execute mode) or the address of the addressed location of the program development and scratchpad memory areas (edit mode).

DATA DISPLAY: A dual-function display of either the contents of the CPU Data Bus (execute mode) or that of the addressed location of the program development and scratchpad memory areas (edit mode).

M1: Indicates the CPU is in machine-cycle one of an instruction cycle.

PGM: Indicates the PDB is in the process of burning an EPROM.

INTE: Indicates the CPU signal $\overline{\text{INTE}}$ is active.

The following LED's display the status of the control bus signals:

MR: Indicates the CPU signal $\overline{\text{MEMR}}$ is active.

MW: Indicates the CPU signal $\overline{\text{MEMW}}$ is active.

IOR: Indicates the CPU signal $\overline{\text{I/O R}}$ is active.

IOW: Indicates the CPU signal $\overline{\text{I/O W}}$ is active.

Power Supplies and Adjustments.

The PDB can be powered from the CPU module's supplies (J2), but an unregulated +30-volt supply is also required for programming an EPROM. The latter supply must be between +28 and +40 volts for the on-board 25-volt regulator to operate properly. Three (preferably four) fresh 9-volt transistor radio batteries connected in series will give satisfactory operation if you don't want to build a separate ac-powered supply.

Two adjustments must be made on the PDB to ensure proper programming of EPROMs. First remove any EPROM that may be installed in the CPU module and attach the CPU module to the PDB. Apply power to the CPU module and depress the Program key on the PDB. (The unregulated 30-volt supply must be connected to the PDB for this adjustment.) Adjust R16 on the PDB for +25 volts at pin 13 of J3 (V_{pp}). (This voltage must lie in the range of +24 to +26 volts or damage to the EPROM could result.)

The second adjustment can be performed with the 30-volt supply disconnected. Depress the Program key while monitoring pin 11 of J2 (PGM) with an oscilloscope. A low-frequency rectangular waveform should appear. Adjust R5 so that the positive portions of this waveform are 50 ms \pm 5 ms in duration. These are the programming pulses to the EPROM which, in conjunction with the 25-volt programming supply, burns each memory location of the EPROM. There are 2048 program pulses during a complete burn cycle (corresponding to

From CPU Module	Function	To Interface
J1		P1
1	A8	1
2	A9	2
3	A10	3
4	A11	4
5	A12	5
6	A13	6
7	A14	7
8	A15	8
9	A7	9
10	A6	10
11	A5	11
12	A4	12
13	A3	13
14	A2	14
15	A1	15
16	A0	16
J2		P2
1	DB0	1
2	DB1	2
3	DB2	3
4	DB3	4
5	DB4	5
6	DB5	6
7	DB6	7
8	DB7	8
9	$\overline{\text{I/O R}}$	9
10	$\overline{\text{I/O W}}$	10
11	PGM	11
12	GND	12
13	GND	13
14	+12	14
15	+5	15
16	+5	16
J3		P3
1	$\overline{\text{INT}}$	1
2	ROMS	2
3	$\overline{\text{INTE}}$	3
4	$\overline{\text{STSTB}}$	4
5	$\overline{\text{RESET}}$	5
6	$\overline{\text{BUSEN}}$	6
7	$\overline{\text{MEMR}}$	7
8	$\overline{\text{MEMW}}$	8
9	$\overline{\text{INTA}}$	9
10	$\phi 2$ TTL	10
11	RESIN	11
12	RDYIN	12
13	V_{pp}	13
14	D5	14
15	SPARE	15
16	SPARE	16

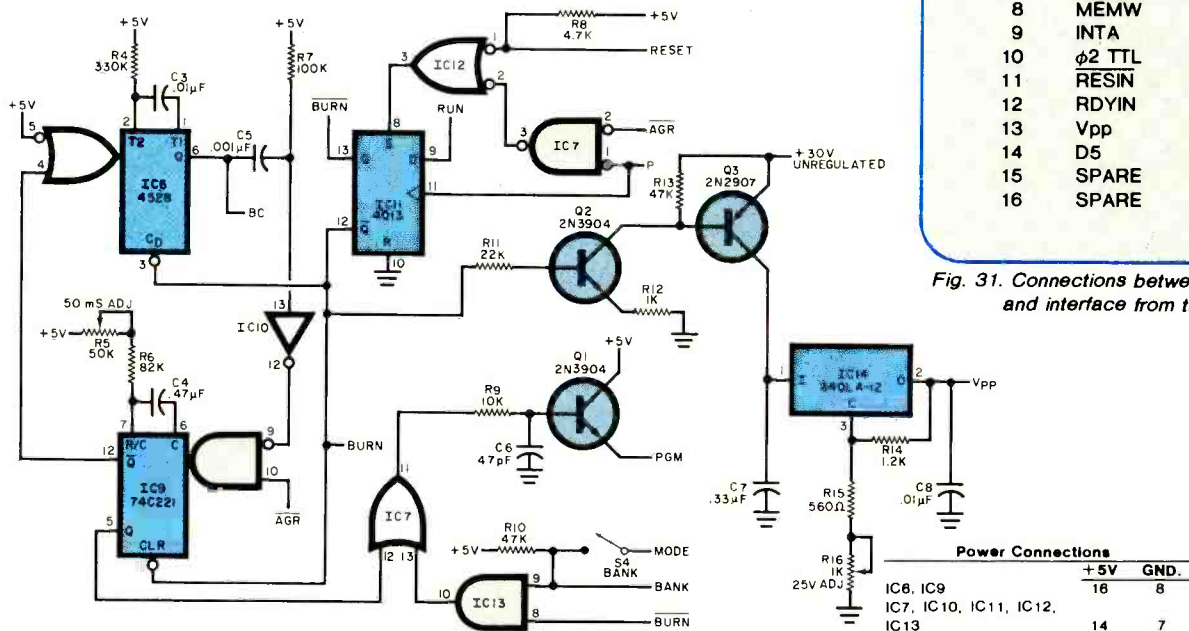


Fig. 30. Schematic of the EPROM programmer.

Fig. 31. Connections between CPU module and interface from the PDB.

New LM-4. The 40-Channel Logic Monitor you hold in your hand.

Now, there's a unique new way to speed and simplify your work with complex digital circuits. By simultaneously monitoring up to 40 points in a logic system with a compact, easy-to-use instrument that's faster than a scope and safer than a voltmeter. It's our new multi-family LM-4. At our factory introductory price of \$199.00*, one of the best buys in logic today!

Simply slip its 40-pin IC test clip over your CMOS or TTL ROM, RAM, microprocessor or MSI/LSI chip and instantly see the logic state of each pin on a big, easy-to-read liquid crystal display.

But that's only the beginning. You can wire the LM-4 into a computer bus; fit it with two 16-pin test clips or sockets for comparing known good and questionable ICs; use it as a clip-on display for micros, minis and other computers during design, setup, testing, troubleshooting ... there's no limit to the ways LM-4 can save you time and money!

Measuring just 5.9 x 3.2 x 1.2", the pocket-sized LM-4 comes with a 24" 40-conductor ribbon cable terminated in a 40-pin IC test clip, plus instructions/applications manual and high-impact carrying case. (An optional Universal Cable Kit is also available for special interfacing requirements, priced at \$75.00!)

So whatever the job—in design, production or service—simplify your testing with the power of 40-channel monitoring: Order your LM-4 today.



Call toll-free **1-800-243-6077**
8:30 AM–5 PM EST, Mon–Fri

**GLOBAL
SPECIALTIES
CORPORATION**

70 Fulton Terr., New Haven, CT 06509 (203) 624-3103, TWX 710-465-1227.
OTHER OFFICES: San Francisco (415) 648-0611, TWX 910-372-7992,
Europe: Phone Safron-Walden 0799-21682, TLX 817477,
Canada: Len Finkler Ltd., Downsview, Ontario.

*U.S. Resale only; price, specifications subject to change without notice.
© Copyright 1981 Global Specialties Corporation.

***FACTORY
INTRODUCTION SPECIAL:
ONLY \$199.00**



CIRCLE NO. 24 ON FREE INFORMATION CARD

www.americanradiohistory.com

the 2048 memory locations of the EPROM). The adjustment of *R5* can be made with an EPROM installed if the unregulated 30-volt supply is left disconnected. The EPROM will not be programmed without this supply. (If an oscilloscope is not available, *R5* may be adjusted by setting it to the point such that the time interval between the initial actuation of the Program key and the PGM LED extinguishes is 108 seconds).

Using the PDB. Operation of the PDB is fairly simple once its functions are understood. As an illustration of its use we will load and run the program shown in Table II of last month's installment of this series. This program tests the Morse interface.

Before the program is loaded, the CPU module and Morse interface should be connected to the PDB (*P1*, *P2*, *P3* of the CPU module connect to *J1*, *J2*, *J3* of the PDB; *P1*, *P2*, *P3* of the PDB connect to *J1*, *J2*, *J3* of the interface). Set the PDB Run, Instruction Cycle, and Bank switches to off and apply power to the CPU module. The RUN LED of the CPU module should be off, indicating that the CPU is in a Wait state. The PDB should display address 0000 and the contents of this location, which is indeterminate now. The *M1* and *MR* LEDs should be lit, indicating that the CPU is in an "instruction fetch" cycle.

To begin loading the program at the first memory address, depress the A/D key twice (the decimal point in the Data display should then light), which places the PDB in the Load Data mode. Subsequent numeric entries will now be deposited in the addressed memory location as an instruction (or data) and displayed in the Data display. Load the first part of the program by entering each instruction machine code with the numeric keys of the keypad. After each byte is deposited in its memory location, depress the Examine key to increment the address to the next sequential memory location (i.e., 3-1-EX, F-F-EX, and so on). After the byte at memory location 0008 has been loaded, it will be necessary to alter the normal sequential loading sequence by entering the subroutine's starting address (A/D, 0-1-0-0) and then continue by loading the subroutine instructions (A/D, 3-E-EX, 4-1-EX, and so on). After the subroutine's RET instruction has been loaded, the program will be ready to be executed.

Begin single-stepping the program by pressing the SS key. The first time this key is depressed the CPU will be reset and the PDB will go into the Execute mode (neither decimal point lit). Fur-

TABLE III
TESTING THE MORSE INTERFACE AND MACHINE CYCLE ILLUSTRATIONS

SS Key Depression Number	Address Display	Data Display	(LEDs ON)	Activity or Action
1	0000	31	<i>M1</i> , <i>MR</i>	The first instruction's op code (31) is being fetched (read) from memory. This is the first machine cycle of the instruction.
2	0001	FF	<i>MR</i>	The first instruction's first operand is being read from memory.
3	0002	0B	<i>MR</i>	The second operand of the first instruction is being read.
4	0003	CD	<i>M1</i> , <i>MR</i>	The three bytes of the first instruction were "put together" inside the CPU and executed. The first machine cycle of the Call instruction is entered (fetches the op code).
5	0004	00	<i>MR</i>	First operand is read from memory.
6	0005	01	<i>MR</i>	Second operand is read from memory.
7	0BFE	00	<i>MW</i>	The CPU is writing the high-order byte of the PC (00) into memory location SP-1 (0BFE).
8	0BFD	06	<i>MW</i>	The CPU is writing the low-order byte of the PC (06) in memory location SP-2 (0BFD). The stack now holds the return address.
9	0100	3E	<i>M1</i> , <i>MR</i>	The second-half of the previous instruction was executed (jump to memory address 0100). The CPU is now in machine cycle one of the first instruction of the subroutine.
10	0101	41	<i>MR</i>	The MVI A, 41H instruction's operand is read from memory.
11	0102	F6	<i>M1</i> , <i>MR</i>	The previous instruction was executed; fetching op code of ORI 80H instruction of subroutine.
12	0103	80	<i>MR</i>	Read operand from memory.
13	0104	D3	<i>M1</i> , <i>MR</i>	ORI 80H instruction was executed (accumulator contains C116); enter machine cycle one of output instruction is entered.
14	0105	FC	<i>MR</i>	Read operand (port address) from memory.
15	FCFC	C1	<i>IOW</i>	The CPU is writing the contents of the accumulator to port FC (Morse interface). A dc voltmeter would read approximately 4 volts at pin 4 of IC3 of the interface at this time, which latches the contents of the Data Bus in IC1 (Fig. 23). The letter "A" should appear at the output device if connected.
16	0106	D8	<i>M1</i> , <i>MR</i>	Fetch op code of Input instruction.
17	0107	FC	<i>MR</i>	Read port address from memory.
18	FCFC	FF/FE	<i>IOR</i>	The CPU is reading port FC. A dc voltmeter would read near 0 volt at pin 10 of IC3 of the interface, which enables the tri-state buffers (IC4). Adjust <i>R1</i> of the interface, observing the LSB of the Data Bus. It should follow the detector, LED1.
19	0108	C9	<i>M1</i> , <i>MR</i>	The CPU stored the data placed on the Data Bus from the input interface in the accumulator. The last instruction of the subroutine is now being fetched.
20	0BFD	06	<i>MR</i>	The CPU is reading the data stored at the memory location specified by the SP (0BFD). This byte will soon be moved into the low-order byte of the PC.
21	0BFE	00	<i>MR</i>	The CPU is reading the data stored at memory location SP+1. This byte will go into the high-order byte of the PC. The CPU now holds the return address.
22	0006	C3	<i>M1</i> , <i>MR</i>	The second-half of the previous instruction was executed (jump to memory address 0006). The CPU is fetching the Jump instruction's op code.
23	0007	03	<i>MR</i>	Read low-order bits of Jump address.
24	0008	00	<i>MR</i>	Read hi-order bits of Jump address.
25	0003	CD	<i>M1</i> , <i>MR</i>	And we're back to start again!

ther actuations of the ss key will allow the CPU to execute one machine cycle each time the key is depressed. (*Machine cycles* are small units of processing activity which comprise each instruction cycle. Every instruction cycle consists of one to five machine cycles, depending on the type of instruction involved. A machine cycle is required each time an instruction requires the CPU to access memory or an I/O port). Table III follows the program's execution one machine cycle at a time using the PDB displays to monitor the CPU's activities (refer to the program listing and the individual instruction descriptions as necessary). Remember that the Address and Data displays are monitoring the CPU's Address and Data busses, respectively.

After single-stepping through the program once, examine memory locations 0BFD and 0BFE, noting their contents. This is where the CALL instruction stored its return address. One may load different codes at memory location 0101 to view the different characters that can be displayed on the Morse interface display (Fig. 24). Note also how the PDB single-step mode can be used to troubleshoot an interface.

To burn this program into an EPROM for permanent storage, an erased EPROM must be installed at IC5 in the CPU module and the unregulated 30-volt supply connected to the PDB. Pressing the Program key will then completely program the EPROM in a little less than two minutes.

After programming an EPROM it is wise to verify its contents by selecting it for a "test run" by the CPU (Bank and Run switches closed). The content of the program development memory is left intact after a burn cycle, making it possible to repeat the burn if necessary. If an EPROM won't verify properly after it is programmed (the program contained in it will not run properly), it is possible that it was not fully erased to start with. Re-erase and try again, or try another EPROM.

Once it has been determined that an EPROM contains valid information, a small piece of electrical tape or other opaque material should be placed over its transparent window to keep out ambient light. Sunlight and some types of artificial light can cause the EPROM's data to slowly decay and eventually become erased.

This series of articles has laid a foundation for one to design an interface and write his own machine-language programs for the popular 8080 family of microprocessors. What is built on this foundation is solely up to one's imagination and ingenuity. ♦

FEBRUARY 1982

With Crown MULTI-MODE™ You're ready for real.



"MULTI-MODE™" describes an improved Crown output circuit that is audibly superior. It instantaneously changes its mode of operation as the signal level changes, for totally clear, undistorted sound.

The MULTI-MODE circuit makes at-home listening more real. From Bach to Bee Gees, you'll hear more of the music with MULTI-MODE.

At low signal levels, the MULTI-MODE circuit operates in a Class A mode, free from switching or notch distortion. As signal current increases, the circuit smoothly configures itself as an A + B amp, again with clear, clean output. At high signal levels, MULTI-MODE operates in an AB + B mode, pro-

viding all of the undistorted power needed.

Three new Crown POWERLINE amps bring you the sonic accuracy of MULTI-MODE and other circuit improvements. New ideas in front-panel displays and rear-panel convenience will enhance your enjoyment.

MULTI-MODE theory and operation, and the POWERLINE amps are described in the Crown Information Package. It also contains data on all Crown products for the home, a factory "tour," reprints of reviews, technical discussions of audio problems, prices and dealer lists. Send us the coupon and \$5 for your complete copy. Get ready for real.



CROWN®

...WHEN YOU'RE READY FOR REAL!

The Crown Information Package is also available free from your dealer. If you need a list of Crown dealers, use the Reader Service Card number, or call 219/294-5571.

CROWN INTERNATIONAL, Dept. MM
1718 W. Mishawaka Road, Elkhart, Indiana 46517
Here's my \$5 (outside U.S. and Canada, \$8). Send my Crown Information Package, with money-back guarantee.

Name _____
Address _____
City _____ State _____ Zip _____
Phone _____ / _____

CIRCLE NO. 13 ON FREE INFORMATION CARD

PE2

EQUIPMENT AND TRAINING NO OTHER SCHOOL CAN MATCH.

**NTS HOME TRAINING INVITES YOU TO EXPLORE MICROCOMPUTERS,
DIGITAL SYSTEMS AND MORE, WITH STATE-OF-THE-ART EQUIPMENT
YOU ASSEMBLE AND KEEP.**

Without question, microcomputers are the state of the art in electronics. And NTS is the only home study school that enables you to train for this booming field by working with your own production-model microcomputer.

We'll explain the principles of troubleshooting and testing your microcomputer and, best of all, we'll show you how to program it to do what you want.

You'll use a digital multimeter, a digital logic probe and other sophisticated testing gear to learn how to localize problems and solve them.

Send for the full color catalog in the electronics area of your choice—discover *all* the advantages of home study with NTS!

NTS also offers courses in Auto Mechanics, Air Conditioning and Home Appliances. Check card for more information.




We believe that training on production-model equipment, rather than home-made learning devices, makes home study more exciting and relevant. That's why you'll find such gear in most of NTS's electronics programs.

For instance, to learn Color TV Servicing you'll build and keep the 25-inch (diagonal) NTS/HEATH digital color TV.

In Communications Electronics you'll be able to assemble and keep your own NTS/HEATH 2-meter FM transceiver, plus test equipment.

But no matter which program you choose, NTS's Project Method of instruction helps you quickly to acquire practical know-how.



Simulated TV Reception

4.



3.

1. **The NTS/Rockwell AIM 65 Microcomputer** A single board unit with on-board 20 column alphanumeric printer and 20 character display. A 6502-based unit 4K RAM, expandable.
2. **The NTS/KIM-1 Microcomputer** A single board unit with 6 digit LED display and on-board 24 key hexadecimal calculator-type keyboard. A 6502 based microcomputer with 1K RAM, expandable.
3. **The NTS/HEATH H-89 Microcomputer** features floppy disk storage, "smart" video terminal, two Z80 micro-processors, 16K RAM memory, expandable to 48K.
4. **The NTS/HEATH GR-2001 Digital Color TV (25" diagonal)** features specialized AGC-SYNC muting, filtered color and new solid-state high voltage tripler rectifier.

NTS NATIONAL TECHNICAL SCHOOLS

TECHNICAL-TRADE TRAINING SINCE 1905
Resident and Home-Study Schools
4000 SO. FIGUEROA ST., LOS ANGELES, CA. 90037



NATIONAL TECHNICAL SCHOOLS
4000 South Figueroa Street, Dept. 205-022
Los Angeles, California 90037

Please rush FREE color catalog on course checked below

- | | |
|---|---|
| <input type="checkbox"/> MicroComputers/MicroProcessors | <input type="checkbox"/> Auto Mechanics |
| <input type="checkbox"/> Communications Electronics | <input type="checkbox"/> Air Conditioning |
| <input type="checkbox"/> Digital Electronics | <input type="checkbox"/> Home Appliances |
| <input type="checkbox"/> Industrial Technology | <input type="checkbox"/> Color TV Servicing |

Name _____ Age _____

Address _____

Apt. _____ City _____

State _____ Zip _____

- Check if interested in G.I. information.
 Check if interested ONLY in classroom training in Los Angeles.

Popular Electronics Tests

Two Albia Instrument Modules

USING the ubiquitous digital multi-meter as the central section of a test instrument system is a fine way to reduce costs. One need only add the proper external circuits to get a brand new measurement facility, reading off the numbers on your existing DMM.

The same holds true for an oscilloscope. Here are two add-on modules that can be used in just that way with your DMM. From Albia Electronics, the Low-Ohm Meter and Scope Multiplexer will truly expand the utility of your existing instruments at low cost.

THE Albia DM-10 Low-Ohm Meter, is designed to work with a conventional 3½-digit voltmeter to make resistance measurements between 10 milliohms and 20 ohms in three ranges. Accuracy is ±3% of the reading, ±1 digit, plus the voltmeter error. The battery powered unit is 6¼"W x 2"H x 3¾"D and it weighs one pound. Suggested retail price is \$63.

General Description. The ZERO CAL and three-position RANGE controls, along with the PUSH TO MEASURE push-

button, and the DVM and RX binding posts are mounted on the top cover. Before operation, a 9-volt battery must be installed.

The RANGE switch selects from 0.2-, 2.0- or 20-ohm ranges while the ZERO CAL allows zeroing the DMM readout either at the RX binding posts, or at the end of the cables used to make the measurement. A pair of binding post test clips are provided for measuring physical resistors.

Comments. At first it would appear


that a requirement to measure very low resistances would be a rarity. Actually, it is a long-standing requirement, but we never did anything about it since our resistance-measuring instruments never really gave us a good indication at these very low values. Now, with the DM-10 we can check the slender foil patterns on a pc board (or interconnecting wiring) to make sure that they really are almost zero resistance instead of an appreciable part of an ohm, which could cause circuit interaction. It also allows us to check the relatively low resistance of vehicle and boat grounding systems to make sure that they are within their prescribed limits. On the bench, we can now make sure that the low-resistance winding of a coil, transformer, or relay is not a short circuit, as a standard meter will indicate, but does have some resistance. Since we do have a decent DMM, it is the 0.2- and 2-ohm ranges of the DM-10 that get the most use.

True, we do not use the DM-10 very often, but when we do, it has been a lifesaver in removing low-resistance doubt.

THE second Albia module, DM-12 8-Channel Scope Multiplexer was designed to enable a digital-circuit designer or troubleshooter to use a conventional single-trace scope to observe the timing between eight time-related digital signals as an aid to troubleshooting. The instrument can also be used by an instructor to display the operation of a digital circuit. The device is 3¾"D x 2"H x 6¾"W and it weighs one pound. Suggested retail price is \$63.



DM-10 Low-Ohm Meter



DM-12 8-Channel Scope Multiplexer

General Description. All controls, selector switches, power, and input/output connections are made via the top cover. Power is applied from a wall-mounted dc source, cable-connected to the POWER INPUT jack. Dc-coupled signal connections to the eight external circuits are made via color-coded 24-inch long lengths of insulated lead, terminated with insulated alligator clips. A separate signal ground lead is also provided. Connection to the scope is made via a BNC connector labeled OUTPUT.

The PULSE AMPLITUDE control determines the height of the signal being displayed, while the CHANNEL SPACING control, as its name implies, sets the spacing between the selected number of traces. The INPUT SELECT switch enables the user to select all eight traces for display, or just the upper or lower four. In the event that the signal being displayed is harmonically related to the internal chopping rate, thus producing a blurred display, a SAMPLE RATE switch has been included to change the sample (chop) rate to clear the observed display.

The input threshold for all channels is TTL with 2.4 volts a logic 1, 0.7 volt a logic 0, and with 5.5 volts the maximum signal input. Input circuit loading is one low-power Schottky TTL load, minimum pulse width is 150-ns, and the maximum input frequency is 3 MHz.

Comments. We connected the DM-12 to one channel of our dual-trace scope, and several of the eight input connectors to a digital circuit we had operating on the bench. When the DM-12 is powered up, and the INPUT SELECT switch is set to the 1-8 position, all eight traces are displayed, including the signals being monitored. The scope was externally synchronized from the slowest digital waveform under observation. The scope vertical input and the DM-12 CHANNEL SPACING were adjusted for a full-screen display. The PULSE AMPLITUDE control was adjusted to set the displayed digital signals to the desired height.

Using the DM-12, it is easy to observe the timing of up to eight digital signals; and, if desired, the INPUT SELECT switch can be operated to examine either the top or bottom four sets of waveforms. We found that clean trace activity occurred at a signal amplitude of about 1.5 volts. Overloading, which causes all the traces to blur, occurred at about 4 volts input. There was a faint "ghosting" visible when the signal amplitude reached about 1.75 volts, but this was not bad enough to disturb the observation. The DM-12 cannot be used for analog signal observation, as any signal reaching threshold is automatically squared off. There was some vertical nonlinearity in the channel spacing as its control was varied, but this occurred only at the extremes of this control.

If you do any digital troubleshooting, there is no question that the DM-12 is superior to a simple LED-type logic probe. The mere presence of a signal at a given point does not necessarily mean that a circuit will function properly. It is the combination of the signal and its timing with respect to other signals in the circuit that makes the circuit operate properly. It is in this coverage that the DM-12 is superior to a logic probe.

After using the DM-12 for a while, we made some slight mechanical changes to assist in its use. We removed the relatively cumbersome insulated alligator clips from the signal input leads, and replaced them with plastic-covered mini-clip connectors. This made attachment to IC leads, and other tight points on a crowded pc board much easier. We then used IC clamp-on connectors to ease lead connections to an IC. Other than this modification, the tester is exactly as it came from the factory.

If you are doing any practical digital work, take a look at the DM-12. You'll discover how easy it is to check out a digital circuit when you can watch the complete operation at one time.

—Les Solomon

CIRCLE NO. 104 ON FREE INFORMATION CARD



Memory

4116-250nS	8/14.95
4116-200nS	8/17.95
4164-200nS	17.95 ea. 8/128.00
2114L	8/17.95
6116 2K x 8 CMOS RAM 200nS	13.95
2708 EPROM	3.49
2716 EPROM	5.49
2732 EPROM	12.99
2764 EPROM	34.95
Z6132 4K x 8 Quasi-Static RAM	24.95

Microprocessor & Interface

1771	24 50 6845	18 49	DAC-0800	3 99
1791	34 95 6850	4 49	INS8250	14 90
21L02	1 49 8085A	8 95	MM58167	8 75
2112	2 39 8212	2 75	TMS9900	29 95
2516	5 49 8214	3 95	TR16028	2 49
2532	12 99 8216	2 75	SC-01	55 00
2651	12 95 8224	3 29	Z80A-CPU	7 95
4044L2	2 49 8226	2 79	Z80ACTC	7 49
6502	8 99 8228	4 49	Z80Aart	19 95
6800	6 99 8251	6 95	Z80APIO	7 49
6802	11 95 8255	6 49	Z80ASIO	17 95
6809	19 95 AY5-1013A	4 95	Z8603	74 95
6821	4 95 AY5-2376	14 95	Z8671	29 95

1 Amp TO-220 Voltage Regulators

PART #	1-24	25-99	100-499
7805 (LM340T-5)	.85	.75	.65
7812 (LM340T-12)	.85	.75	.65
7815 (LM340T-15)	.85	.75	.65
7818 (LM340T-18)	.85	.75	.65

Linear Integrated Circuits

8038	3 95	LM393	97	MC3302	90
LF351	75	LM733	99	MC1458	59
LF353	1 29	LM741-8	35	MC1514	1 39
LF357	1 39	LM741-14	35	NE555	45
LM301	45	LM747	77	NE556	98
LM307	49	LM748	49	NE565	1 25
LM311	95	LM1310	2 49	NE5534	2 35
LM318	1 75	LM1458	69	NE5538	2 25
LM324	90	LM1800	2 49	SSM2010	7 50
LM339	79	LM1818	3 49	SSM2020	7 50
LM358	90	LM1889	2 99	SSM2030	7 50
LM377	2 49	LM2900	69	SSM2040	7 50
LM380N-14	1 25	LM3900	89	SSM2044	5 75
LM381	1 89	LM3905	1 49	SSM2055	6 50
LM383	3 29	LM3914	3 79	XR2206	5 19
LM384	1 95	LM3915	3 79	XR4136	99
LM386	99	LM3916	3 79	XR4741	1 95
LM387	1 49	LM4500	3 29	XR558	1 99

5% Carbon Film Resistors

We stock all 5% standard values between 1 Ohm and 1 Meg Ohm.

¼ Watt	
Package of 5	.20
Package of 100 (one value)	1.65
Package of 1000 (one value)	12.00
½ Watt	
Package of 5	.25
Package of 100 (one value)	1.75
Package of 1000 (one value)	15.00
Sampler box consisting of 5 each of all 145 standard 5% values between 1 Ohm and 1 Meg Ohm.	
¼ Watt Sampler Box	22.00
½ Watt Sampler Box	27.00

Minimum Order \$10.00

Shipping

10-24.99	3.00	Above 50.00	FREE
25-49.99	1.50	C.O.D.	Add 1.65

WESTLAND ELECTRONICS

37387 Ford Rd. • Westland, MI 48185

Order Line - 1-800-521-0664

In Michigan - 313-728-0650

COMPUTER SOURCES

By Leslie Solomon
Senior Technical Editor


Hardware

Hand-Held Computer. The Panasonic Hand-Held Computer (HHC), measuring 8⁵/₁₆" by 13¹/₁₆" by 3³/₄" with a 159 by 8-dot, 26-character line LCD display looks like an advanced calculator—but it isn't. Instead, the HHC contains a 6502 CPU, up to 4K of internal RAM, and a 48K operating system in ROM. It is equipped with a 65-key board with a 2-key rollover and redefinition of all keys, an internal real-time clock accurate to 1/256 second, and a 44-pin bus connector for external peripherals. A warning beeper signals loose connections.

With the appropriate ROM modules plugged in, BASIC or other high-level


languages can be used. The operating system, called Snap, is derived from Forth. The internal memory can be expanded externally using bus-connecting modules with up to six 8K RAM modules attached at the same time. Special circuitry keeps the RAM up, even when the system is turned off, and the CPU is shut down when not actually being used. Power is from an internal set of NiCad cells. The 2K version (RL-H1000) is \$500, the 4K (RL-H1400) is \$600, with the AC Adapter/Charger (RD-9498) at \$58.

Among the peripherals are a thermal printer at 15 characters per line, an RS-232 I/O port that allows communication with other devices (RL-P3001 at \$254), an acoustic modem (RL-P4001 at \$285), a video/r-f adapter that connects to a baseband video monitor or a TV receiver antenna and allows display of 16 lines of 32 characters, or up to 48 by 64 picture element graphics in 8 colors and black (RL-P2001 at \$349), and an I/O Adapter for multiperipherals (RL-P6001 at \$158). A 4K RAM (RL-P9001) is \$221, with an 8K RAM



The Panasonic Hand-Held Computer is 8⁵/₁₆ inches wide.

DON'T BLAME YOUR TAPE RECORDER FOR WHAT'S PROBABLY YOUR MICROPHONE'S FAULT.



Is your tape recorder delivering something less than scintillating sound?

The simple truth is that all you may need to make it better is a better microphone.

Like the new Sony "Stereo Mic" or "The Mic."

Both are good, all-purpose microphones that will fill the needs—and ears—of novice recording enthusiasts.

Both come with Sony Unimatch™ plugs that allow them to be used with any kind of recorder, stereo or amplifier.

And the stereo microphone is actually two mics in one, which allows you to record in full-fidelity stereo from a single point.

Admittedly, selling microphones may not be good for our tape recorder sales.

But it should do wonders for your recordings.

SONY

Professional Audio
© 1981 Sony Corp. of America.

9 W. 57th St., New York, NY 10019. Sony is a registered trademark of the Sony Corp.



block (RL-P9002) at \$330. An attache case and various cables are available.

Initially, 8K Microsoft BASIC, 16K Level II BASIC, and the Snap operating system are provided in plug-in ROM. However, a number of application programs are available including a word processor. When the upcoming disk system is plugged in, an internal (to the



disk) Z-80 CPU allows the system to work with CP/M, thus opening the door to a wide range of software.

The 14-ounce HHC can be disconnected from the system at any time and used as a stand-alone portable computer. When the complete system is packaged within its attache case, it will be known as The Link. The system is of the "mix and match" variety, with any arrangement of peripherals attached.

TRS-80/16 Telephones. The Communications Multiplexer allows a TRS-80 Model II to respond to 16 telephone lines at once. This enables use as a host computer in private Videotex information retrieval networks, allowing communications with a number of Videotex-type text terminals simultaneously for easy access to virtually any data base. The 8-line version is \$6000, and the 16-line version is \$8000. Address: Radio Shack Special Marketing, 1600 One Tandy Center, Ft. Worth, TX 76102.

Apple Lower Case. The Lower Case Generator produces the full 96 ASCII characters with true descenders. Installation requires no soldering. Apples prior to revision 7 use the Form 1, while revision 7 and newer use Form 2. \$49.95. Address: Great Lakes Digital Resources, Box 32133, Detroit, MI 48232 (Tel: 313-538-7963).

Talking Board. The Electric Mouth, designed for the Apple II, TRS-80 Level II, S100 bus, and ELF II uses the National Semiconductor Digitaltalker chip containing 143 commonly used words/phrases/phonemes/numbers that can be mixed-and-matched to produce a considerable vocal library. Each board is expandable as more speech chips are made available. Programming is in machine language or BASIC and is extremely simple. S100/ELF II is \$99.95;

Now with added words! * ELECTRIC MOUTH



for \$100, Elf II, Apple TRS-80, Level II" From **\$99.95** kit

Now — teach your computer to talk, increasing interaction between you and your machine.

That's right: the ELECTRIC MOUTH actually lets your computer talk! Installed and on-line in just minutes, it's ready for spoken-language use in office, business, industrial and commercial applications, and in games, special projects, R & D, education, security devices — there's no end to the ELECTRIC MOUTH's usefulness. Look at these features:

- Supplied with 143 letters/words/phonemes/numbers capable of producing hundreds of words and phrases
- Expandable on-board up to thousands of words and phrases with additional speech ROMs (see new speech ROM described below)
- Four models, that plug directly into S100, Apple, Elf II and TRS-80 Level II computers
- Get ELECTRIC MOUTH to talk with either Basic or machine language (very easy to use, complete instructions with examples included)
- Uses National Semiconductor's "Digitaltalker"
- Includes on-board audio amplifier and speaker, with provisions for external speakers
- Installs in just minutes

Principle of Operation: The ELECTRIC MOUTH stores the digital equivalents of words in ROMs. When words, phrases and phonemes are desired, they simply are called for by your program and then synthesized into speech. The ELECTRIC MOUTH system requires none of your valuable memory space except for a few addresses if used in memory mapped mode. In most cases, output ports (user selectable) are used.

SPOKEN MATERIAL INCLUDED (Vox I)

one	eighteen	at	dollar	inches	number	ss	c	t	
two	nineteen	cancel	down	is	of	second	d	u	
three	twenty	case	equal	it	off	set	e	v	
four	thirty	cent	error	kilo	on	space	f	w	
five	forty	400hertz	tone	feet	left	out	speed	g	x
six	fifty	80hertz	tone	flow	less	over	star	h	y
seven	sixty	20ms	silence	fuel	lower	parenthesis	start	i	z
eight	seventy	40ms	silence	gallon	limit	percent	stop	j	
nine	eighty	80ms	silence	go	low	please	than	k	
ten	ninety	160ms	silence	gram	lower	plus	the	l	
eleven	hundred	320ms	silence	great	mark	point	time	m	
twelve	thousand	centi	greater	meter	pound	try	n		
thirteen	million	check	have	mile	pulses	up	o		
fourteen	zero	comma	high	milli	rate	voigt	p		
fifteen	again	control	higher	minus	re	weight	q		
sixteen	ampere	danger	hour	minute	ready	a	r		
seventeen	and	degree	in	near	right	b	s		

ADDITIONAL VOCABULARY NOW AVAILABLE (VOX II)

abort	complete	fifth	light	put	station
add	continue	fire	load	quarter	switch
adjust	copy	first	lock	range	system
alarm	correct	floor	longer	reached	temperature
alert	cross	fourth	more	receive	test
all	"de"	forward	move	record	"th"
ask	deposit	from	next	reverse	thank
assistance	dial	gas	no	repair	third
attention	door	get	normal	red	this
blue	east	going	north	repeat	under
brake	"ed"	green	not	repeat	turn
button	emergency	hale	notice	replace	under
call	enter	heat	open	safe	waiting
called	enter	hello	operator	second	warning
caution	"er"	help	or	reverse	was
caulus	evacuate	holds	per	select	water
centigrade	exit	hot	press	send	west
change	fail	in	power	service	window
circuit	failure	incorrect	pressure	side	yellow
cigar	fahrenheit	intruder	process	slower	yes
close	fast	key	pull	smoke	zone
cold	faster	level	push	south	zone

*Registered Trademarks
Continental U.S.A. Credit Card Buyers Outside Connecticut

TO ORDER
Call Toll Free: 800-243-7428
To Order From Connecticut, or For Technical Assistance, call (203) 354-9375

NETRONICS R&D LTD.
333 Litchfield Road, New Milford, CT 06776

- Please send the items checked below: Dept PE
- \$100 "Electric Mouth" kit w/Vox I \$ 99.95
 - Elf II "Electric Mouth" kit w/Vox I \$ 99.95
 - Apple "Electric Mouth" kit w/Vox I \$119.95
 - TRS-80 Level II "Electric Mouth" kit w/Vox I \$119.95
 - VOX II (Second Word Set) \$ 39.95

Add \$20.00 for wired tested units instead of kits. VOX II postage & insurance \$1.00 all others \$3.00 postage and insurance. Conn. res. add sales tax.

Total Enclosed \$ _____

Personal Check Cashier's Check/Money Order

Visa Master Charge (Bank No. _____)

Acct. No. _____ Exp. Date _____

Signature _____

Print Name _____


Address _____

City _____

State _____ Zip _____

WE TAKE YOU BY THE HAND!

You'll learn all about computers: how to build, program, service, even play TV games—without knowing the first thing about it!



The New ELF II "Beginners" Package

Your own expandable micro-computer kit, 5 diagnostic analyzers plus circuit, programming, diagnostic manuals, even games you can play on TV. All only \$139.95.

Even if you don't know bits from bytes, now it's easy and inexpensive to build your own micro-computer. Learn how it works, program it, service it—even play games with it on your TV! It's here in the New ELF II "Beginners" Package, only from Netronics. Only \$139.95. Here's the package: 1. your own micro-computer, the famous ELF II (featuring the RCA 1802 CMOS microprocessor) in kit form with step-by-step instructions on how to build it. Diagnostic Analyzers including 2. your own Logic Probe. 3. Pulse Catcher. 4. 8 bit Test Register. 5. Logic Analyzer. 6. Gate Arrays. 7. Non-Technical Manuals on how to use analyzers, how to get into the guts of the computer, what makes it tick, how to service it. 8. Sample Programs that teach you machine language programming, how to correct or "debug" any programming mistakes. 9. TV games you can play. If your TV set has no video input, an optional converter (RF Modulator), is available. Then, once you've got this "Beginners" Package under your belt, keep on expanding your ELF II with additions like the Typewriter Key Board, added RAM, Full Basic Interpreter, Electric Mouth Talking Board, Color/Music, A/D-D/A Boards for Robot Controls and much, much more. We'll take you by the hand with the New ELF II "Beginners" Package. Only \$139.95. Mail or phone in your order today and begin.

Specifications: ELF II "Beginners" Package
The computer features an RCA CMOS 1802 8 bit microprocessor addressable to 64K bytes with DMA, interrupt, 18 Registers, ALU, 256 byte RAM expandable to 64K bytes. Professional Hex keyboard, fully decoded so there's no need to waste memory with keyboard scanning circuits, built in power regulator, 5 slot plug-in expansion BUS (less connectors), stable crystal clock for timing purposes and a double sided, plated through PCB Board plus RCA 1861 video IC to display any segment of memory on a video monitor or TV screen along with the logic and support circuitry you need to learn every one of the RCA 1802's capabilities. The diagnostic analyzers aid in understanding and trouble shooting your ELF II, as well as other computer and microprocessor products.

Continental U.S.A. Credit Card Buyers Outside Connecticut
CALL TOLL FREE 800-243-7428
To Order From Connecticut or For Technical Assistance, Etc.,
Call (203) 354-9375

NETRONICS R&D LTD. Dept. PE-2
333 Litchfield Road, New Milford, CT 06776

- Please send the items checked below:
- ELF II "Beginners" Kit \$139.95
 - RF Modulator \$ 8.95

Plus \$3.00 for postage, handling and insurance (\$6.00 Canada)

Connecticut Residents add sales tax

Total Enclosed \$ _____

Personal Check Cashier's Check/Money Order

Visa Master Charge (Bank No. _____)

Acct. No. _____ Exp. Date _____

Signature _____

Print Name _____

Address _____


City _____

State _____ Zip _____



Texas Instruments

Full Spectrum of Libraries, Packettes, Computer Peripherals and Software, including the NEW TI LOGO



Ti-5010 Hand/Print	49.95	Ti-40	28.95
Ti-5135 Print/Disp	79.95	Ti-54	39.95
Ti-5120 Printer	59.95	Ti 55 II	44.95
Ti-5130 Print/Disp	79.95	Ti-Programmer	59.95
Ti-5142 Print/Disp	99.95	Ti-57	39.95
Speak & Spell, Read	59.95	Ti-58C	89.95
Speak & Math	59.95	Ti-59	179.95
Touch & Tell	49.95	PC-100C	169.95
Bus Anal II	44.95	99/4A Computer	CALL
Invest Anal	48.95		
MBA	54.95		

Your HEWLETT PACKARD Headquarters

THE HP-85!



COMPLETE ENHANCEMENTS, PERIPHERALS AND ACCESSORIES

HP-67/97	CALL	HP-12C NEW Bus	CALL
HP-33C	79.95	HP-41/41CV	CALL
HP-34C	114.95	HP-85 Computer	CALL
HP-38C	114.95	HP-125 NEW	CALL
HP-11C NEW Sci	CALL	Computer	CALL

EPSON	MX-80	CALL
	MX-100	CALL
	CHESS CHALLENGER 7	89.95
	SENSORY CHESS	129.95
	5813 SCI PROGRAMMABLE	34.95
	1182A PRINT/DISPLAY	74.95
	TALKING CLOCK	79.95
	EL-6200 DIG EXEC SEC	89.95
	TOUCH THE FUTURE	
	ATARI 400 (16K)	297.95
	ATARI 800 (32K)	769.95

CASIO	VL TONE Musical/Calc	69.95
	CA-90 Cal/Game Watch	59.95
	F-100 Depth Tested Alarm Chrono	39.95
	CP-10 Pocket Printer	69.95
	FX-3600P Prog Sci	39.95
	FX-7100 Sci	49.95

Also SHARP, CANON, TOSHIBA, MATTEL, PEARL/CORDER, PULSE, TACH, GTE, CODE-A-PHONE, RECORD A CALL, ITT, OLYMPIA, BSR, SEIKO, PHONE CONTROLLER, MURAPHONE, AND MANY OTHERS. ALL AT GREAT PRICES!

(714) 549-7373
INFORMATION LINE

(800) 432-7066
TOLL FREE (Within CA)

(800) 854-0523
TOLL FREE (Outside CA)

WE WILL MEET OR BEAT ANY COMPETITOR'S ADVERTISED PRICE ON MOST ITEMS IF HE HAS THE MDSE. ON HAND. VISA, MASTERCARD, MONEY ORDER, PERS. CK. 114 WRKG DAYS TO CLR. COD ACCEPTED. MIN. \$4.95 SHIPPING U.S.A. AIR ON REQST. CAL. RES. ADD 6% SALES TX. ALL MDSE. SUBJ TO AVAIL. PRICES SUBJ TO CHANGE. POPEL-F82

MAIL & PHONE ORDERS ONLY
3211 SO. HARBOR BLVD.
SANTA ANA, CA 92704
NEWPORT
(714) 549-7373

WRITE OR CALL FOR FREE CATALOG



PASADENA (213) 795-3007
MID-WILSHIRE (213) 385-7777
TARZANA (213) 705-7507
LAWNDALE (213) 370-5795
WEST LOS ANGELES (213) 820-0423
BREA (714) 990-6600

PROFESSIONAL DISCOUNTS

CIRCLE NO. 14 ON FREE INFORMATION CARD

computers

Apple/TRS-80 is \$119.95; VOX II (second word set) is \$39.95. Address: Netronics R&D Ltd., 333 Litchfield Rd., New Milford, CT 06776 (Tel: 800-243-7428). Connecticut number is 203-354-9375).

SS-50 Disks. The MFD disk system for the AIM-65, KIM, and SYM computers are available in 40- and 80-track versions in both conventional and floppy versions, and 1-, 2-, and 3-drive units. It includes a disk controller card, DOS, cable, and manual. Two controllers are available, one for the AIM-65 and one for System 50. The firm also makes an adapter (M-65-50) to interface these computers to the Percom System-50 (SS-50) motherboard. Address: Percom Data Co., 211 N. Kirby, Garland, TX 75042 (Tel: 214-272-3421).

Software

Text Formatter. WORD-C1 is a text processing program that accepts lines of text interspersed with lines of format control information and formats the text into a document. It also merges a text file with elements of a data file or mailing list, allows the date to be automatically inserted, has user-specified constants such as name and address, will send control characters to the printer, is compatible with text files prepared by the CP/M ED, and the system configuration can be set by on-line commands. \$85. Requires CP/M 2.2, and 60K RAM. Address: Micro Architect Inc., 96 Dothan St., Arlington, MA 02174.

Xerox 820 Software. An extensive selection of software for this machine is now available. Of special interest are Microspell, a spelling corrector; Postmaster, a flexible mail management and form letter program; Plink II, a linkage editor; and languages such as CBASIC, C Compiler, and advanced data management systems. Address: Lifeboat Associates, 1651 3rd Ave., New York, NY 10028 (Tel: 212-860-0300).

Circuit Analysis. The Electronics AC and DC Circuit Analysis Programs computes solutions to ac and dc circuits with resistors, capacitors, inductors, current sources, voltage sources, and controlled sources. The ac program has step function and oscilloscope-like graphics. For TRS-80 Model I, 16K Level. \$17.94. Address: Computer Heroes, 1961 Dunn Rd., East Liverpool, OH 43920 (Tel: 216-385-4570).

CP/M Utility. The DMM-1 Utility software diskette features the XDIR that displays directory file names in alphabetic order and shows file size. A disk usage summary is provided. It also reports the number of available file

POPULAR ELECTRONICS

NEW 23K PERSONAL COMPUTER \$239

SPECIAL FACTORY SALE PRICE!!

You get this NEW APF IM-1 full size, extra featured computer: Includes a powerful 6800 motorola microprocessor, 14 thousand bytes ROM with a simplified LEVEL II BASIC built in, 9 thousand bytes user RAM, Color, Sound, Full 53 professional keyboard, two 10 key numeric pads, two controllers, high speed built in cassette that operates at 1200 baud, loads and reads 4 times faster than other computers, has built in speaker with volume control, microphone jack, and 3 digit counter, high resolution graphics 256 x 192 (LIKE APPLE). Text display is 16 lines, 32 characters. It has 8 colors. Will accept TAPE-DISK OR PLUG IN CARTRIDGES. Includes owners manual and BASIC language book. 90 days parts and labor warranty, UL listed, FCC approved. All this in a beautiful black and white CONSOLE CASE. Weighs 20 pounds, list price \$599.95.

15 DAY FREE TRIAL. Return within 15 days complete and undamaged for refund of purchase price.

DON'T MISS THIS FANTASTIC SALE!! Phone 312-382-5244 to order and get delivery in 7 days, or send a certified check, money order or personal check to: **Protecto Enterprises, Box 550, Barrington, Ill. 60010.** WE HONOR VISA AND MASTER CHARGE, ship C.O.D. Add \$15.00 for shipping, handling and insurance. Illinois residents ad 6% tax.

CIRCLE NO. 48 ON FREE INFORMATION CARD

names and space. The EXTRACT program lists a portion of a file with two label names, STRIP will remove the hex code from a PRN file and turn it into an ASM file, SORT will create a symbol table from an assembly done with ASM so that it can be listed with SID. CONVERT changes all uncommented lowercase characters to upper case, while STATUS provides information on the current operating system such as memory available, TPA size, top of memory address, I/O assignments, etc. Single density 5 1/4" or 8" diskettes. \$35 plus \$1.50 shipping/handling. Address: Eliam Associates, 24000 Bessemer St., Woodland Hills, CA 93167 (Tel: 213-348-4278).

H8 BASEX. The BASEX compiler for the Heath H-8 system runs 10 times faster than similar BASIC programs and overhead is only 2K bytes for the execution routines. It includes a custom console driver, and commands to save and load on tape. The cassette is 1200 baud. Manual and cassette is \$33. Manual alone is \$8. It is also available for the TRS-80 Level II, Sorcerer, SOL, Poly 88, and Meca Alpha systems. It also comes on 5" North Star and 8" single-density CP/M. Address: Interactive Microwave Inc., Box 771, State College, PA 16801 (Tel: 814-238-8294).

6800/6809 Utilities. Super Sleuth operates with 6800/6809 systems and disassembles programs in a form suitable for changes and reassembly. Object and source code are provided. \$149 for 5" and \$150 for 8" diskette. Debug-68 and Debug-69 provide software emulation for the 6800 or 6809. A wide range of options are available to permit fast debugging of any assembly language program. In object code only. \$149 for 5", \$150 for 8". Address: Smoke Signal Broadcasting, 31336 Via Colinas, Westlake Village, CA 91362 (Tel: 213-889-9340).

Model III SuperScript. This software enables the TRS-80 Model III to use SuperScript which features Directory and Kill files without losing text; pause while printing and insert text from the keyboard; serial drivers using the ETX/ACK protocol for 1200 baud communications; drivers for the NEC5510, NEC5530, Daisy Wheel II, Lineprinter IV (Centronics 737), Epson MX80, and Diablo printers; custom serial/parallel drivers; and depending on the printer, superscript, subscript, underline, boldface, select 10/12 pitch, and slash zeroes. You can also enter a number of special characters (brackets, braces, carets, etc.). Works with TRS-80 Model I or III, 32K, one or more disk drives, lowercase modification, and Model I Scripsit. \$50 plus \$2 postage and handling. Address: Acorn Software Products, Inc., 634 North Carolina Ave., S.E., Washington, DC 20003 (Tel: 202-544-4259).

Audio Modules

Power Amplifiers



MOSFET

- * Built-in heatsinks
- * Encapsulated circuitry
- * No external parts required
- * Five-year warranty

60, 120 and 240 watt amplifiers utilizing the latest technological advance in audio... the MOSFET. They provide faster slew rate and complete absence of crossover distortion. They are immune to thermal runaway, increasing long term reliability and eliminating the need for complicated protection circuitry. Frequency response — 15 Hz — 100 KHz (— 3 db). THD (Typical at 1 KHz) — 0.005%. IM (60 Hz and 7 KHz sine wave, 4:1 ratio) — .006%. S/N Ratio (DIN standard) — 100 db. Slew rate — 20 V/uS. Rise time — 3 uS. Input sensitivity/impedance — 500 MV/100k ohm. Output impedance — 4 ohms to infinity. Damping factor — 400.

MOS120 60 watt MOSFET Amplifier (8 ohms) \$ 79.95
MOS200 120 watt MOSFET Amplifier (8 ohms) \$129.95
MOS400 240 watt MOSFET Amplifier (4 ohm). \$199.50

Bipolar AMPLIFIER MODULES



- * Built-in heatsinks
- * Five-year warranty

PERFORMANCE SPECIFICATIONS:

Frequency response — 15 Hz — 50 KHz (— 3 db). THD (Typical at 1 KHz) — 0.1%. IM Distortion — 0.006%. S/N ratio — 100 db. Slew rate — 15V/uS. Rise time — 5 uS. Input sensitivity/impedance: 500 Mv/100 Kohms. Damping factor — 400. Power rated into 8 ohms (except HY400 rated into 4 ohms).

HY30 (15 watts RMS) \$25.95
HY60 (30 watts RMS) \$29.95
HY120 (60 watts RMS) 59.95
HY200 (120 watts) 79.95
HY400 (240 watts RMS) 99.95
FP480 "Bridges" 2 HY400s for 480 watts RMS 20.00
NEW HEAVY DUTY SERIES. With PERMANENT SHORT CIRCUIT PROTECTION. Similar in size, features and performance to bipolar modules.

HD120 (60 watts RMS) \$ 69.95
HD200 (120 watts RMS) 89.95
HD400 (240 watts RMS) 124.95

Rack-Mount Cabinet



\$59.95

Attractive, rugged, professional 19" rack-mount cabinet for easy assembly of your ILP amplifier system. Amplifier modules (2 of) mount on pre-cut back panel. Power supply unit mounts inside chassis. Complete assembly and wiring is a breeze, taking about one hour! Specify which amplifier you will be using: HY120, HY200, HY400, MOS120, MOS200 or MOS400.

Power Supply Units

Circuit boards with all components plus TOROIDAL transformers (except PSU30 and 36). Toroidals are half the size and weight of conventional transformers, and are quieter and more efficient.

PSU50 (± 25V) for 1 or 2 HY50	\$39.95
PSU60 (± 35V) for 1 HY120	51.00
PSU70 (± 35V) for 1 or 2 HY120	64.00
PSU75 (± 45V) for 1 or 2 MOS120	64.00
PSU90 (± 45V) for 1 HY200	65.50
PSU95 (± 45V) for 1 MOS200	72.00
PSU180 (± 45V) for 1 HY400 or 2 HY200	89.50
PSU185 (± 55V) for 1 or 2 MOS200	95.00
PSU36 (± 20V) for 1 or 2 HY30	33.60
PSU30 (± 15V) for combinations of HY6/HY66 series to a maximum of 100 mA or one HY67	22.95

GLADSTONE

Electronics 901 Fuhrmann Blvd., Buffalo, NY, 14203
CALL (716) 849-0735 to order. Have your VISA or MasterCard ready. For information call (416) 787-1448 or circle reader number. Dealer/OEM enquiries (416) 787-1488. In Canada: Gladstone Electronics. Toronto.



Compact

preamps and mixers for every audio application!

These modules are complete in cases and include latest design clip-on edge connectors. Save you time and money and give excellent performance. All modules fully compatible with each other and with ILP power amplifiers and power supplies. Typical performance of all types include frequency response 15 Hz — 50 KHz, distortion typically less than 0.005% (at 1 KHz), and signal/noise ratio better than 80 db. Modules HY6 to HY13 measure 1 3/4 x 3/4 x 1 3/4". HY66 to HY77 measure 3 1/2 x 3/4 x 1 3/4". Complete connection data provided. All modules operate from ±15V to ±30V maximum. HY67 can only be used with PSU30 power supply unit. For easy mounting we recommend B6 mounting board for modules HY6 - HY13 @ \$3.75; and B66 (for HY66 - HY77) @ \$4.75. These modules are so reliable they carry a 5-year replacement warranty!

- HY6 Mono PreAmp.** Mic/Mag. cartridge/Tuner/Tape/Aux + Volume/Bass/Treble. 10 mA. **\$25.95**
- HY7 Mono Mixer.** To mix eight signals into one. 10 mA. **\$19.95**
- HY8 Stereo Mixer.** Two channels, each mixing five signals into one. 10 mA. **\$24.95**
- HY9 Stereo Preamp.** Two channels mag. cartridge/Mic + Volume. 10 mA. **\$26.95**
- HY11 Mono Mixer.** To mix five signals into one + Bass/Treble controls. 10 mA. **\$28.95**
- HY12 Mono Preamp.** To mix two signals into one + Bass/Midrange/Treble. 10 mA. **\$26.95**
- HY13 Mono VU Meter.** Programmable gain. LED overload driver (meter not included). 10 mA. **\$23.95**
- HY66 Stereo Preamp.** Mic/Mag. cartridge/Tape/Tuner/Aux + Volume/Bass/Treble/Balance. 20 mA. **\$48.95**
- HY67 Stereo Headphone Amplifier.** Will drive headphones in the range of 4 ohm - 2K ohm. 80 mA. **\$49.95**
- HY68 Stereo Mixer.** Two channels, each mixing 10 signals into one. 20 mA. **\$31.95**
- HY69 Mono Preamp.** Two input channels of mag. cartridge/Mic + Mixing/Volume/Treble/Bass. 20 mA. **\$41.95**
- HY71 Dual Stereo Preamp.** Four channels of mag. cartridge/Mic. + Volume. 20 mA. **\$42.95**
- HY73 Guitar Preamp.** Two Guitar (Bass/Lead) and Mic + separate Volume/Bass/Treble + Mix **\$48.95**
- HY74 Stereo Mixer.** Two channels, each mixing five signals into one + Treble/Bass. 20 mA. **\$45.95**
- HY75 Stereo Preamp.** Two channels, each mixing two signals into one + Bass/Mid/Treble **\$45.95**
- HY77 Stereo VU Meter Driver.** Programmable gain/LED overload driver. 20 mA. **\$36.95**

AUTOSOUND Power Amp Module \$29.95



The kind of reliability and performance you have been waiting for in a 12V automotive power amplifier! Use as power booster or drive direct from tape-deck/preamp out. Like all ILP modules, the C15 power booster is encapsulated with integral heatsink, and guaranteed for 5 years. Features include: automatic switch on; selectable input level facility (700 mV or 3V rms); screw-terminal connections; two hole mount; compact size (4 x 2 x 2"). Output power continuous (typical) 15 watts rms into 4 ohms, freq. response 15 Hz to 30 KHz (— 3db), THD 0.1% at 10 watts. Use two for stereo applications.

GLADSTONE Electronics

901 Fuhrmann Blvd., Buffalo, New York, 14203.

Name _____
 Address _____
 City _____ State _____ Zip _____
 Charge to () Visa () Mastercard
 Card # _____ Expiry _____
 Enclosed () check () money order for \$ _____
 Please send _____

J&R MUSIC WORLD

TOLL FREE: (800)221-8180
IN NEW YORK CALL: (212)758-9600

"WE'RE NO. 1 & TRYING HARDER!"

THIS MONTH'S SUPER SPECIALS!

VIDEO and AUDIO

VIDEO RECORDER

- PANASONIC PV-1470 (VHS Recorder) \$189
- RCA VTR-250 (VHS Recorder) \$179
- SONY SL-5800 (Beta Recorder) \$1025
- SONY HR-3300 (VHS Recorder) \$779
- PANASONIC PV-4510 (Beta VHS w/Hi-Fi) \$1195
- RCA VPR-110 (Beta VHS) \$995
- JVC HR-2200 (Beta VHS) \$879

STEREO-TO-GO

- SONY WALKMANN I (Cass. Stereo) \$129.90
- RUI SOL-2 (Cass./FM Stereo) \$149.90
- AMWA CS-1 (Cass./FM Stereo/Rec.) \$154.90
- SONY SFR-40 (Stereo) \$165
- PANASONIC RP-233 (Cassette Stereo) \$74.90
- SONY KHS-11 (Cass./FM Stereo) \$134.90



COLOR T.V.

- SONY KV-1221R (12" Remote) \$449
- SONY KV-1515 (15" Screen) \$398
- SONY KV-1746B (17" remote) \$529
- SONY KV-1946B (19" Remote) \$569

HI-FI

- PIONEER SX-5 (Receiver) \$224.90
- PIONEER SX-7 (Receiver) \$249.90
- TECHNICS SL-303 (Turntable) \$109.90
- DUAL 622-55 (Turntable w/Car) \$209.90
- TAC VCV-90 (Cassette Deck) \$219.90
- TECHNICS PSM-260 (Cassette Deck) \$139



VIDEO ACCESSORIES

- ROBINS BULK ERASER \$29.95
- TELEGRIP TE-200 \$29.95
- VIDEO INST COVER \$19.95
- VIDICRAFT DETALER II \$89.95

HEADPHONES

- SONY MDR-3 (Head) \$34.90
- SONY MDR-7 (Micro) \$44.90
- SONY MDR-7 (Micro) \$49.90
- KOSS KSP (Micro) \$49.90
- KOSS PRO-4A (Micro) \$29.90
- AUDIO TECHNICA ATH-1 (Micro) \$20

ELECTRONICS

CALCULATORS

- CASIO VL-80 (Liquid Cryst. Calc.) \$9.90
- CANON PD-00 (Printer Calc. Display) \$4.90
- TI-59 (programmable) \$179.90
- TR-3BC (programmable) \$129.90
- PANASONIC JF-8336 (Clock Calc.) \$4.90

ANSWERING MACHINES

- CODE-A-PHONE 1550 (w/Telephone) \$1229
- PANASONIC NR-1530 (Remote w/Car) \$1335
- RECORD-A-CALL 80-A (Remote) \$122
- PHONEMATE 900 (Autoscan) \$190



SCANNERS

- BARCATHIN SCAN (Barcode Trans) \$129
- BARCATH ALERT (Weather Cond) \$339
- BARCATH 300 (1102 Receivers) \$139

CLOCK RADIOS

- SONY IC-12 (Cube Clock, 100) \$34.90
- SONY IC-15 (100) \$42.90
- WEGA GPC-100 (Cassette Deck) \$39.90
- PANASONIC RC-68 (FM/AM Dig. Syn) \$29.90



WATCHES

- CASIO CA-90 (Calculator Game) \$9.90
- CASIO SA-80 (Stopwatch Quartz) \$23.90
- CASIO D-701 (Calculator) \$4.90
- CASIO F-82 (Stopwatch Alarm) \$4.90

TELEPHONES

- GT 1 (Phone) \$9.90
- WECOR 727 (Phone) \$9.90
- MURA 600 (Wireless, 600 range) \$54.90
- WEGA GPC-100 (Cassette Deck) \$39.90
- FREEDOM PHONE FF3500 (Mini Wireless) \$1225

IN-DASH CASSETTE

- PIONEER KE-500 (Digital PS) \$209.90
- SANYO TC7-12 (Digital Display) \$114.90
- CLARION CLA-5500R (BIB Auto Rev) \$179.90
- SONY XR-77 (FM/AM, Cassette) \$299.90
- JENSEN KE-512 (Pump Action Auto) \$109.90

CAR SPEAKERS

- JENSEN J-1033 (6x9 Inch) \$83.90/AUD
- JENSEN J-1204 (6x9 Inch) \$82.90/AUD
- PIONEER TS-X9 (Box Type) \$139.90/AUD
- PANASONIC LS-920 (6x9 3-Way) \$109.90/AUD
- SONY XSE-6 (6x9 3-Way) \$109.90/AUD

RADAR DETECTORS

- FUZZBUSTER ELITE \$119.90
- FUZZBUSTER (Remote Wireless) \$134.90
- FUZZBUSTER (Subether) \$199.50
- FOX VIXEN \$224.90
- FOX REMOTE \$109.50
- RADAR INTERCEPT (Subether) \$199.50

DISC WASHER

- DISC WASHER (Auto System) \$9.95
- DISC WASHER (Desk) \$34.95

BLANK CASSETTES

AUDIO MINIMUM ORDER 12 TAPES

- AMPEX Mini C-60 \$4.99
- BASF Pro I or II C-90 \$2.75
- FUJI FX I or II C-90 \$2.99
- SCOTCH Highgrade C-90 3-Pak \$3.25
- SCOTCH Master C-90 \$3.25
- SCOTCH Master I C-90 2-Pak \$4.49
- MEMOREX Master C-90 \$4.99
- SONY LNK C-90 \$1.59
- SONY Fe C-90 \$1.59
- TDK (HD) Head Damag \$16.99
- TDK D C-90 \$1.99
- TDK AD C-90 \$2.45
- TDK SA C-90 \$2.95
- TDK MA C-90 (Metal) \$4.75
- TDK SAK C-90 \$4.75
- MAXELL UDK or UDK I C-90 \$2.49
- MAXELL UDK or UDK I C-90 \$2.49
- MAXELL LD C-90 \$2.49
- MAXELL LD 35-90 \$5.99
- MAXELL ME-110 (Head Damag) \$16.95
- MAXELL ME-44 (Cost Damag) \$16.95

VIDEO

- WE CARRY VIDEO TAPES BY AMPEX, BASF, FUJI, JVC, MAXELL, MEMOREX, PANASONIC, RCA, SCOTCH, SONY AND TDK
- ALL BETA L-500 \$10.95
- ALL BETA L-750 \$12.95
- ALL VHS I-120 (Except HG) \$14.95
- ALL VHS I-120 (Pure Chromium) \$22.50
- ATARI Space Invaders \$24.95
- ATARI Asterix \$29.95
- ALL MATTEL GAME CARTRIDGES \$24.50
- ALL ATARI GAME CARTRIDGES AVAILABLE \$24.50
- DISC WASHER (Auto System) \$9.95
- DISC WASHER (Desk) \$34.95
- AMPEX I-20, I-25, I-95, AMPEX L-500, I-95, FUJI I-90 \$12.95
- BASF L-420 (Pure Chromium) \$13.95
- BASF L-500 (Pure Chromium) \$9.95
- MAXELL L-120 (VHS Cleaner) \$16.95
- MAXELL L-140 (Beta Cleaner) \$16.95
- MAXELL L-140 (Beta Cleaner) \$16.95
- MAXELL L-140 (Beta Cleaner) \$16.95

WE STOCK B&W, COLOR TV's, VHS AND BETA VIDEO RECORDERS AND HOME MOVIES FROM ALL MAJOR HOLLYWOOD STUDIOS. SEND FOR FREE CATALOG.

REMEMBER J&R'S POLICY IS TO MEET OR BEAT ANY PRICE.

HOW TO ORDER BY MAIL: FOR PROMPT AND COURTEOUS SHIPMENT, SEND MONEY ORDER, CERTIFIED CHECK, CASHIER'S CHECK, MASTERCARD/VISA (include card number, expiration date and signature). DO NOT SEND CASH. PERSONAL AND BUSINESS CHECKS MUST CLEAR. (UP, B&W, SONY, JVC, FUJI, SANYO, SHURE AND INSURANCE CHARGE IS 4% OF TOTAL ORDER WITH A \$3.95 MINIMUM CHARGE. NEW YORK STATE RESIDENTS MUST ADD SALES TAX. ALL MERCHANDISE IS BRAND NEW, FACTORY FRESH AND 100% GUARANTEED.

23 PARK ROW, Dept PE, NEW YORK CITY, 10038
SEND FOR FREE 200 PAGE AUDIO/VIDEO CATALOG

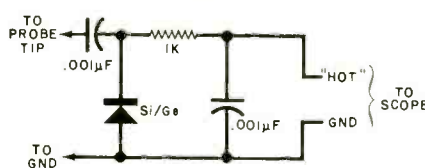
HOBBY SCENE

By Leslie Solomon
Senior Technical Editor

Scope Demodulator

Q. My oscilloscope will not respond at the frequency of my transmitter. Can you show me a simple probe that will allow me to see when I start clipping, or if I am not modulating high enough.
—Charles Pen, Mendocino, CA

A. Although commercial demodulator probes are inexpensive, this circuit will work, when closely coupled to the r-f

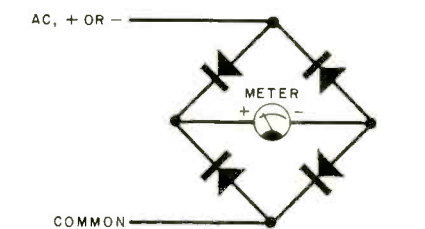


output of the transmitter. Do not make a direct connection to the transmitter antenna, but use the probe tip as a short antenna.

Universal DC Meter

Q. I have an old, but good, analog multi-meter that I use for servicing appliances. Sometimes I measure ac and sometimes dc, but when measuring dc, I usually have to exchange the leads to avoid meter needle damage. I understand that I can use a bridge to enable the analog meter to measure ac and either polarity dc without changing the leads. Can you show me the circuit?—Alf Meek, Toledo, OH

A. The circuit you requested is shown below. It will enable your analog meter to measure ac and dc of either polarity as you desire, without moving the leads.



Keep in mind that the silicon diodes used in the bridge have a small voltage drop, so do not make exacting measurements unless you also introduce the missing voltage.

Have a problem or question in circuitry, components, parts availability, etc? Send it to the Hobby Scene Editor, POPULAR ELECTRONICS, One Park Ave., New York, N.Y. 10016. Though all letters can't be answered individually, those with wide interest will be published.

AMAZING DEVICES

PHASORS/SHOCKWAVE
PPF-1 PHASOR PAIN FIELD — Is being tested by Gov't for riot control. Soon to come under weapons restrictions as an internal machine. Easily hand-held. Hazardous — Use with discretion. SOLD ONLY FOR ANIMAL CONTROL.

- PPF-1 PLANS \$15.00
- IPG-3 INVISIBLE PAIN FIELD GENERATOR — Produces directional field of moderately intense beam to lower back of head up to 50 ft. Cigarette pack sized enclosure is easily hidden.
- IPG-3 PLANS \$7.00
- IPG-3K KIT \$39.50
- IPG-30 ASSEMBLED FOR ANIMAL CONTROL \$49.50
- HUG-1 HIGH POWERED ULTRASONIC GUN — Produces directional 130 db's of sound pressure energy at 20-24 kHz. Hand-held, intended for lab use.
- HUG-1 PLANS \$10.00

LASERS

- PARTICLE BEAM WEAPON PLANS \$15.00
- LHP-2 BEGINNER VISIBLE RED NON-HAZARDOUS OPTICAL DEVICE Adjustable pulse
- LHP-2 PLANS \$7.00
- LHP-2K KIT \$39.50
- LP-3/RG-3 LASER PISTOL AND RIFLE COMBINATION — 7-24 watts of infrared energy
- LP-3/LRG-3 PLANS \$10.00
- LGU-1 VISIBLE RED LASER GUN for holography, special effects, cloud writing, etc.
- LGU-1 PLANS \$10.00
- LC-1 BURNING/CUTTING CO2 LASER — 10-40 watts continuous.
- LC-1 PLANS \$15.00
- RUB-1 WELDING/DRILLING RUBY/YAG LASER intense red.
- RUB-1 PLANS \$15.00
- HPS-1 HIGH POWERED PORTABLE ENERGY SOURCE FOR LASERS & MAGNETIC WEAPONS exploding wires, shock waves, etc.
- HPS-1 PLANS \$8.00
- HPS-1K KIT \$49.50

SECURITY/PERSONAL PROTECTION

- INF-1 INFINITY TRANSMITTER — Uses telephone lines for selective home or office listening while away on business or vacation.
- INF-1 PLANS \$15.00
- SD-4 SEE IN THE DARK — Device, long range.
- SD-4 PLANS \$10.00
- VWPM-5 WIRELESS TELEPHONE TRANSMITTER — Long range.
- VWPM-5 PLANS \$10.00
- VWPM-5K KIT \$34.50

- FBT-7 WIRELESS MICROPHONE — Extended range.
- FBT-7 PLANS \$7.00
- FBT-7K KIT \$34.50
- HOD-1/TT-6 ELECTRONIC TRACKING AND HOMING DEVICE
- HOD-1/TT-6 PLANS \$6.00
- HOD-1/KITT-6K KIT \$39.50
- TAT-2 TALK AND TELL — Device records telephone when in use.
- TAT-2 PLANS \$5.00
- TAT-2K KIT \$14.50
- PSW-3 PHASOR STUN WAND — Produces energy capable of burning flesh. Intended as a last resort personnel defense weapon.
- PSW-3 PLANS \$8.00
- PSW-3K KIT \$59.50

Send for free catalog descriptions of above items, kits and parts, plus hundreds more. We accept MasterCard and VISA or when ordering send check or money order.

SCIENTIFIC SYSTEMS

DEPT. 01, BOX 716, AMHERST N.H. 03031

CIRCLE NO. 42 ON FREE INFORMATION CARD

SAVE!

MONEY • TIME • FREIGHT

- QUALITY STEREO EQUIPMENT AT LOWEST PRICES.
- YOUR REQUEST FOR QUOTATION RETURNED SAME DAY.
- FACTORY SEALED CARTONS—GUARANTEED AND INSURED.
- SAVE ON NAME BRANDS LIKE:

PIONEER	JVC
KENWOOD	TEAC
MARANTZ	SANSUI
TECHNICS	SONY

AND MORE THAN 50 OTHERS
BUY THE MODERN WAY
BY MAIL—FROM

illinois audio

BANK CARDS ACCEPTED
12 East Delaware
Chicago, Illinois 60611
312-664-0020
800-621-8042

CIRCLE NO. 30 ON FREE INFORMATION CARD

PLUG IN to the savings!

Get Stereo Review and Popular Electronics at whopping discounts!

Stereo Review is the music-lover's best friend. Equipment evaluations help you select the best audio gear for your needs. Reviews of important recordings in every category of music help you select the best to build your library at the least cost. Columns by experts help you understand the music industry, the ins and outs of tapes and equipment and the technical side of audio.

Order one or both magazines. Just complete and return the postage-paid order card today!

With this special introductory offer, you can save up to 40% off the full one-year subscription price of **Popular Electronics**... and a big 50% off on a year of **Stereo Review**!

Popular Electronics is the magazine for the serious electronics buff. Its scientific tests by Hirsch-Houck Laboratories help you select audio equipment. Articles help you with electronics experimenting, DX listening, video and personal computing. And the do-it-yourself electronics projects plans are the best anywhere! It's no wonder **Popular Electronics** is the world's largest selling electronics magazine!



Lowest Prices on Personal Computers



ATARI® 800™ \$749
*Limited time only
List \$1080

ATARI 830 Acoustic Modern	\$159
ATARI 825 80 Col. Impf. Ptr	\$569
ATARI 16K Ram Mem. Mod.	\$79
ATARI 410 Prog. Recorder	\$69
ATARI 810 Disk Drive	\$439



HP-85 \$2189
New HP-125 CP/M based. \$2,589
HP-83 \$1600

HP-85 Accessories

5 1/4 Dual Master Disk Drive List \$2500	\$2025
5 1/4 Single Master Disk Drive List \$1500	\$1275
HP-85 Application pacs standard List \$95	\$85
Serial (RS232C) Interface Mod. List \$395	\$355
GPIO Interface Module L. \$495	\$389

NEW! HP-41CV with five times more memory built in.
List \$325
\$249

HP-41C
List \$250
\$189

HP-41CV Printer List \$385	\$289.00
HP-41CV Quad Mem	\$83.95
HP-41CV CardReader	\$167.95
HP-12C	\$127.00
HP-11C	\$115.00
HP-33C	\$74.95
HP-34C	\$117.95

Personal Computer Systems
Box 1073
Syracuse, N.Y. 13201

(800) 448-5259
In N.Y. call: (315) 475-6800
Prices do not include shipping by UPS.
All prices and offers subject to change without notice

CIRCLE NO. 39 ON FREE INFORMATION CARD

FUNDAMENTAL FACTS

By Walter Buchsbaum

Operational Amplifier Fundamentals

THE op amp is basically a high-gain amplifier with negative feedback. Reduced gain, increased bandwidth, improved stability and a variety of different amplifier functions are made possible by proper choice of the feedback ele-

to a step input, usually given as volts per microsecond.

Basic Op Amp Circuits. Five of the most elementary applications of op amps are shown in Fig. 3.

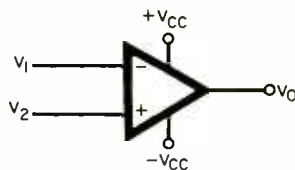
Inverting Op Amp. Provides an output directly related to the ratio of the input and feedback resistor. Output is inverse of input.

Noninverting Op Amp. Polarity of input and output are the same, but amplitude is not a simple resistance ratio.

Voltage Follower. Basically used for impedance transformation, with unity gain.

Summing Op Amp. Utilizes the high-impedance input to connect several signals together with very low current.

Integrator. Uses frequency dependent feedback elements. Although a single



$$V_o = G_1 V_1 + G_2 V_2$$

$$\text{Ideal: } G_1 = -G_2$$

Fig. 1. These are the standard basic connections for an op amp.

ment. Figure 1 shows the basic op amp connections and the gain (G_1, G_2) relationship of input and output voltages.

Op Amp Parameters.

Open-Loop Gain. Usually stated at dc or as graph of gain versus frequency.

Input Impedance. Accurately stated as parallel RC network, it is often stated as resistance only.

Input Offset Voltage. The ratio of output error and theoretical gain at a fixed feedback resistance. Can often be reduced to zero by adjustment of a trimming potentiometer.

Common-Mode Rejection Ratio (CMRR). Measures op amp's rejection of signals common to both inputs. The ratio is expressed as V_c/V_o (Fig. 2.)

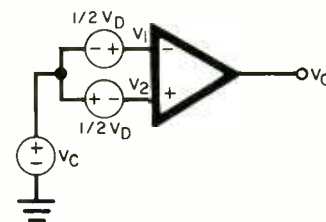
Bias Current. The current from an infinite source impedance that will drive the output to zero.

Difference Current. The difference in bias current between the op amp's two input terminals.

Full Power Response. Sine-wave output at maximum frequency, unity gain and specified distortion into the rated output load.

Settling Time. Period from step voltage input until output reaches specified error range of its final value.

Slew Rate. The maximum rate of change of the output voltage in response



Nonideal: $G_1 \neq -G_2$
Therefore $V_D = V_1 - V_2 = \text{Difference } V$
 $V_C = 1/2 (V_1 + V_2) = \text{Common-Mode } V$
 $G_D = \text{Gain when } V_C = 0$
 $G_C = \text{Gain when } V_D = 0$
 $V_o = G_D V_D + G_C V_C$

Fig. 2. Illustrated here are the basic op amp input parameters.

capacitor is shown, more complex RC networks can be used to provide specific characteristics. By cascading such op amps it is possible to implement various functions, including inductance effects and active filters.

Practical Op Amp Applications.

The inverting op amp of Fig. 3A is used when we want a stable amplifier with fixed gain, such as that used to indicate remote temperature from a kiln described in the November 1981 issue of POPULAR ELECTRONICS.

A good example of the utilization of the voltage follower of Fig. 3C was illus-

ITEM NO.
WK-7

CMOS SAFE

IC INSERTION/EXTRACTION KIT

KIT INCLUDES

- MOS-1416 14-16 CMOS SAFE INSERTER
- MOS-2428 24-28 CMOS SAFE INSERTER
- MOS-40 36-40 CMOS SAFE INSERTER

- EX-1 14-16 EXTRACTOR
- EX-2 24-40 CMOS SAFE EXTRACTOR




OK MACHINE & TOOL CORPORATION
3455 CONNER ST., BRONX, N.Y. 10475 U.S.A.
PHONE (212) 994-6600 TELEX NO 125091



PRINTED IN U.S.A.

PATENT PENDING



MOS-1416

MOS-40

EX-2

WK-7

COMPLETE IC INSERTER/EXTRACTOR KIT

INDIVIDUAL COMPONENTS

MOS-1416	14-16 PIN MOS CMOS SAFE INSERTER
MOS-2428	24-28 PIN MOS CMOS SAFE INSERTER
MOS-40	36-40 PIN MOS CMOS SAFE INSERTER
EX-1	14-16 PIN EXTRACTOR TOOL
EX-2	24-40 PIN CMOS SAFE EXTRACTOR TOOL

CALL YOUR LOCAL OK DISTRIBUTOR FOR FURTHER INFORMATION

OK MACHINE & TOOL CORPORATION 3455 CONNER ST., BRONX, N.Y. 10475 (212) 994-6600/TELEX 125091

CIRCLE NO. 43 ON FREE INFORMATION CARD

FREE

HEATHKIT CATALOG

Discover the newest in electronics for your home and business...

- Computer hardware and software
- Earth Station
- Self-study educational courses
- Precision test instruments
- Computerized weather instruments
- Complete Solar Hot Water Systems
- Automotive and home energy savers
- Color TVs and video accessories
- Fine sterec high-fidelity components
- Amateur radio gear

...all in easy-to-build, money-saving kits.



Send for the all-new, free Heathkit Catalog today!

104 pages describe over 400 exciting kits for your electronics hobby.

If coupon is missing, write Heath Company, Department 010-862, Benton Harbor, MI 49022

Please send my free Heathkit Catalog. I am not currently receiving one.
 Mail to: **Heath Co., Dept. 010-862**
 Benton Harbor, MI 49022

free

Name _____

Address _____

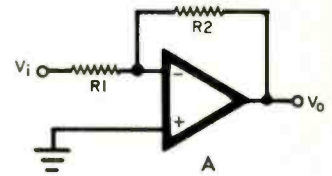
City _____ State _____

CL-754 _____ Zip _____

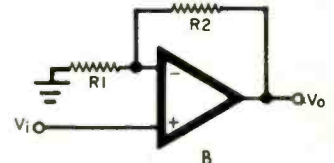
CIRCLE NO. 27 ON FREE INFORMATION CARD

fundamental facts

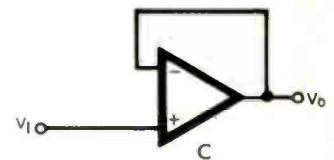
trated in the same issue on page 48, where a simple RC network at the input to the op amp resulted in a first-order active filter, used for bass boosting.



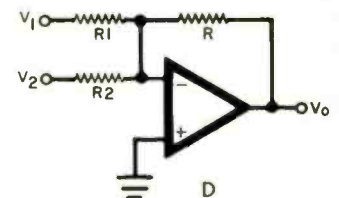
$$V_o = (-R_2/R_1)V_i$$



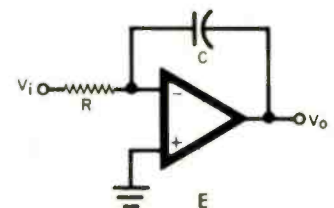
$$V_o = [(R_1 + R_2)/R_1]V_i$$



$$V_o = V_i$$



$$V_o = -(RV_1/R_1 + RV_2/R_2)$$



$$V_o = -(1/RC) \int_0^t V_i dt$$

Fig. 3. Op amp applications: (A) Inverting; (B) Noninverting; (C) Voltage follower; (D) Summing; (E) Integrator.

The voltage summing circuit of Fig. 3D can be used in audio mixing applications, as described in the December 1981 issue in "Experimenter's Corner." Here the two potentiometers of a joystick are the two series input resistors to the inverting op amp, mixing two audio signals.

Op amp integrator circuits are used in all types of analog-to-digital converters where they generate the ramp which converts voltage into an analogous time period.

The Phone Controller™ by Dictograph

Now, make your phone do more, faster, for less!

Bell invented the telephone. Now Dictograph controls it.

Dictograph — the Canadian communication specialists since 1902 who invented the intercom, the hearing aid and the smoke detector now presents the Phone Controller, the ultimate low price telephone control system that saves you work, time and money.

Here's how to teach your old phone new tricks.

1 Multi-function timing system. When was the last time you made a five minute phone call that took half an hour? Now, The Phone Controller puts you in control. The built-in digital clock also times your calls to help you keep them short.

2 Reach a busy signal? Meant to call back and forgot? The Phone Controller does it for you, redialing every 60 seconds until your call is answered.

3 Memory Dialing. At the touch of a single button, reach up to any one of 30 frequently called people. Dials fast in Touch Tone® or rotary dial pulse. Local or long distance. Emergency Numbers. Friends. Suppliers. Numbers where your babysitter or your children may reach you when you are out. Converts any rotary dial phone to touch without phone company charges.

4 Hold Button. Places callers on hold, even on ordinary house phones. More secure than the old "hand-over-the-mouthpiece" method.

5 Monitor Speaker. To dial, there's no need to lift the receiver until you hear your call answered. No answer? The Phone Controller disengages the line automatically. Even lets others in the room listen in, when required.

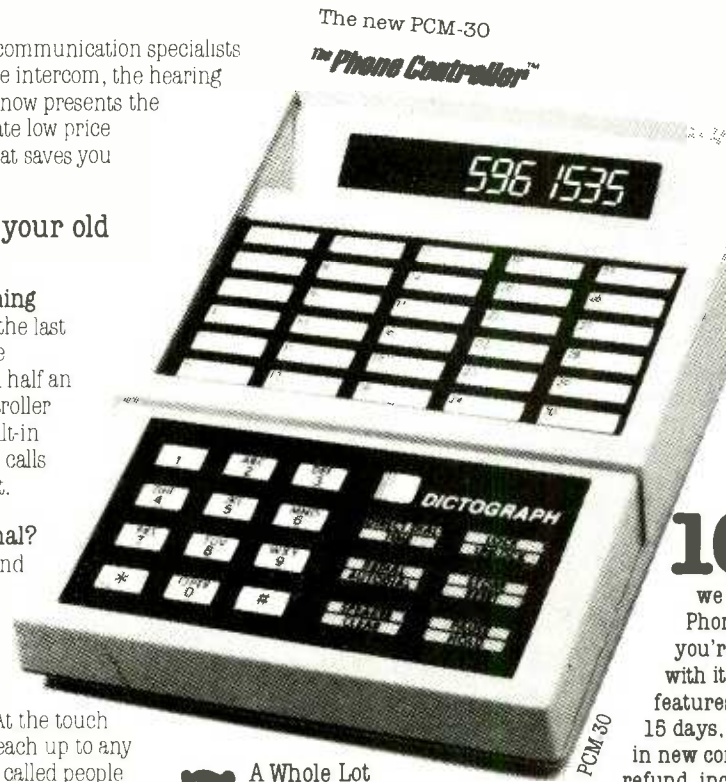
6 Electronic Flocom™ Lock. Stops unauthorized users. Keeps private numbers private.

7 A Whole Lot More! Back Space Erase corrects errors without redialing • Pause Control • Desk Top or Wall Mounted • Simple Indexing System • Easy to Program using simple English language logic • Instant Call Cancelling • Computer Access — up to 16 digits per memory location — extendable • Compatible with Private Long Distance Services. Back-up battery maintains functions during power outages • Touch Sensitive Dial Pad • UL and CSA Approved • FCC and Bell Approved • Quick service if it's ever needed. **And more.**

8 Easy Installation. For single line phones, just plug into modular jack. For Multi-Line phones,

(1) install it yourself with Universal 100 Adaptor (at \$39.95 or (2) have Bell install.

When ordering, specify if for single or multi-line installation.



9 Low, Low Factory Direct Price.

All this and more for only \$119.95. Buy 1 with a friend and get 2 for \$199.95 (prices slightly higher in Canada). This is a special offer for this issue only. Complete 90 day Parts and Labour Warranty direct from Dictograph. You're buying direct from the manufacturer and we back you all the way.

10 Money Back Guarantee.

We're so sure you'll be delighted we offer you the use of The Phone Controller for 15 days. If you're not completely satisfied with its time and money saving features simply return it, within 15 days, in its original carton and in new condition for an immediate refund, including shipping both ways. You have everything to gain! Over 60,000 already in use around the world.

Limited Offer — order direct from the manufacturer

In USA call toll free: 1-800-828-1801
In Canada call toll free: 1-800-268-9088

Charge your VISA, MASTERCARD or AMERICAN EXPRESS account. Mail orders should include credit card account number and expiration date or a cheque or money order payable to Dictograph along with your name and complete mailing address.

N.Y. & Ontario residents add sales tax.

Single Line
 Multi-Line.



DICTOGRAPH USA

USA mail order address:
4401 Walden Ave., Lancaster, N.Y. 14086
Canada mail order address:

85 Estate Dr., Scarborough, Ontario M1H2Z2

SOLID-STATE DEVELOPMENTS

By Forrest M. Mims

The New Power FETs

JUST as CMOS integrated circuit technology is making major inroads into traditional TTL territory, a new generation of superior field-effect transistors (FETs) is beginning to replace conventional bipolar (pnp and npn) transistors in many applications. It's important to understand the operation of these new power FETs because they are turning up in many new power supplies and switching circuits. A FET may even solve some of your own circuit design problems.

The new power FETs are collectively known as VMOS devices, a name whose origin is somewhat confusing and requires an explanation. MOS, of course, means metal-oxide-semiconductor (or silicon) and refers to the mechanical structure of a FET having an insulated gate.

Thanks to the silicon dioxide film between the gate electrode and the device's silicon channel, MOS field-effect transistors or MOSFETs have a much higher input impedance than junction FETs and bipolar transistors. The vulnerability of the gate's thin insulating film to damage from static electricity is the chief drawback to MOS-FET technology.

The V in VMOS originally referred to vertical-groove MOS technology, an integrated circuit structure pioneered several years ago by American Microsystems, Inc. In this process V-shaped grooves reduce the size of transistors and permit higher component packing densities than the conventional flat, two-dimensional approach. The V-grooves are etched into the silicon, and aluminum gate electrodes are deposited on their walls. A VMOS transistor therefore requires less chip area than a conventional MOS transistor having the same gate area.

Though the VMOS process was originally intended to provide integrated memory chips with high component densities, it was soon learned that the tech-

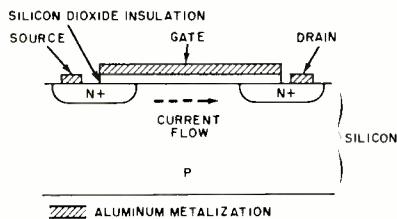


Fig. 1. Geometry of a conventional MOSFET.

nology is well suited for power applications. This is because the VMOS geometry gives faster switching speeds and much lower channel resistance than conventional MOSFETs.

These advantages are related to the stacked arrangement of the source, gate and drain and not the presence of the V-groove. In conventional MOSFETs, the current flow is lateral (across the silicon) while in VMOS structures, the flow is vertical (through the silicon). The vertical configuration provides a much shorter current path, hence switching speed is much faster. The vertical arrangement also simplifies heat sinking since the bottom of the chip doubles as the device's drain.

The advantages provided by the verti-

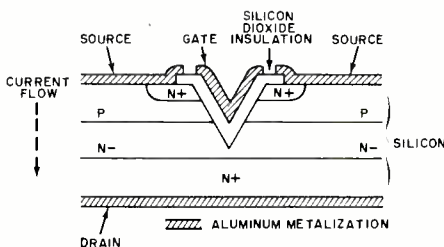


Fig. 2. Geometry of the VMOSFET.

cal geometry of the VMOS structure soon led to the development of vertical-structure MOS transistors without a V-groove. These transistors were also dubbed VMOS devices, hence the confusion over the name VMOS.

Now that the nomenclature is behind us, let's compare the various MOS and VMOS structures more closely. Then we'll look at a few VMOS circuits.

Comparing VMOS Structures. Figure 1 shows the construction of a standard MOSFET transistor. Note how the source-to-drain current flows laterally through the transistor. The length of the channel region between the source and drain is responsible for the relatively high *on* resistance of this structure. The fact that all the contact electrodes are on one side of the chip imposes design constraints and restricts maximum power capability due to the difficulty of extracting heat generated in the chip.

Figure 2 shows the construction of a basic VMOS transistor. As in a standard MOS transistor, current flows through the p-type channel region when a voltage is placed on the insulated gate electrode. The silicon dioxide layer between the metal gate electrode and the p-type region acts as the insulator.

The V-groove can introduce both mechanical and electrical stresses which

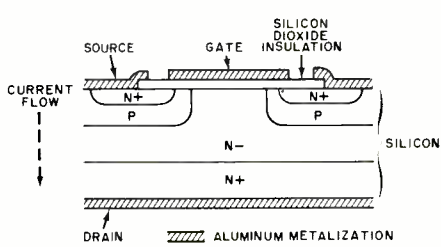


Fig. 3. Geometry of the DMOSFET.

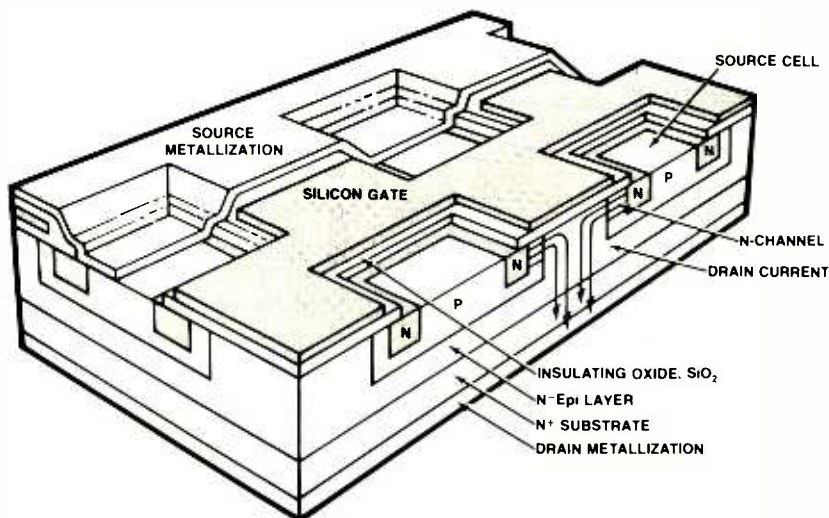


Fig. 4. A detailed pictorial view of Motorola's TMOFET transistor cell structure.

limit the power handling capability of VMOS transistors. An alternative is to eliminate the V-groove as we observed earlier and utilize the structure shown in Fig. 3. The latter is sometimes called DMOS after *double-diffused* MOS. In both DMOS and VMOS, the current flows vertically through the transistor from source to drain.

To achieve high power capability, many VMOS or DMOS cell patterns are formed on a single chip. International Rectifier has introduced a series of DMOS transistors having hexagonal cells which it calls the HEXFET. Motorola DMOS transistors have square cells and are called TMOS devices. Siemens also makes a series of square-celled DMOS transistors which it has designated SIPMOS. Many other variations of the VMOS/DMOS structure have been introduced by other companies, but all rely upon vertical current conduction through the transistor.

Figure 4 is a pictorial view of Motorola's TMOS power MOSFET. Note the arrows denoting the direction of current flow which give rise to the TMOS label. The four cells shown in the figure are replicated many times across the surface of the chip to provide hundreds of parallel DMOS cells. The actual cell count may exceed 100,000 per square inch!

Figure 5 is a microphotograph of the surface of a TMOS transistor chip revealing a pattern of hundreds of individual DMOS cells. The large size of the chip explains its high power capability. The square regions on either side of the chip are the gate and source contacts. The chip's substrate is the drain. The chip is shown on a header in Fig. 6.

Advantages and Disadvantages of VMOS/DMOS. It is important to understand the relative advantages and disadvantages of the new generation of vertical-current MOS transistors. Here are some of the advantages:

1. Their high input impedance and




Fig. 6. The TMOS chip atop the metal header. (Motorola)





Fig. 5. A photomicrograph of Motorola's TMOS transistor chip.

YOU'LL NEVER OUTGROW THE

HOBBY-BLOX™

MODULAR CIRCUIT BUILDING SYSTEM



NOVICE OR PRO, the Hobby-Blox system can offer you exciting modular component challenges. The 14 color-coded and cross-indexed modular units in the Hobby-Blox system can create projects as simple or complex as you want them to be.

GROWS ALONG WITH YOU as you learn and do more. From Digital Voltmeters, Pulse Generators, even Slot Machines. And solderless, reusable modules compatible with DIP's of all sizes make even the most elaborate systems a snap.

Patents Pending.
© A P PRODUCTS
INCORPORATED 1980.

FREE CATALOG and the name of your nearest Hobby-Blox dealer — call toll-free [800] 321-9668. In Ohio, call collect [216] 354-2101.



A P PRODUCTS INCORPORATED
9450 Pineneedle Drive
P.O. Box 603
Mentor, Ohio 44060
[216] 354-2101
TWX: 810-425-2250

In Europe, contact A P PRODUCTS GmbH
Baeumlesweg 21 • D-7031 Weil 1 • W. Germany



You know the problem. Station fading...picket fencing...generally poor and frustrating FM car radio reception in the country and suburbs. We've ended all that with our great little space-age Stereo Expander devices. Hooked up between the radio and the broadcast antenna, they create a tremendous boost in sensitivity—over 15 dB—bringing in far-away FM stations sharp and clear. Simple, effective. Model ASC-100 hides completely out of sight; Model ASC-100DX mounts neatly anywhere underdash, has an off switch when the boost isn't needed.

the antenna specialists co.



a member of The Allen Group Inc.

12435 Euclid Avenue Cleveland OH 44106
International Div. 2200 Shames Dr
Westbury, L.I. New York 11590
Canada: A. C. Simmons & Sons Ltd

CIRCLE NO. 5 ON FREE INFORMATION CARD

solid-state developments

low voltage drive requirements make VMOS/DMOS transistors easy to drive and interface.

2. The "on" resistance can be as little as a few tenths of an ohm.

3. Nanosecond switching speeds are possible.

4. Since drain current decreases as chip temperature rises, they are more thermally stable than bipolar transistors.

5. They can be connected in parallel without special design procedures or constraints.

6. Up to hundreds of volts and tens of amperes may be safely switched.

7. They may be operated as both switches and linear amplifiers.

VMOS/DMOS transistors have two principal drawbacks:

1. They require special handling due to their susceptibility to electrostatic discharge.

2. They require more processing steps than other power transistors and, therefore, are more expensive.

Some Simple Circuits. Figure 7 shows an ultra-simple lamp dimmer designed around a Siliconix VN67 VMOS transistor. R_2 controls the voltage on the gate of the VN67. This permits the VMOS FET to be operated over a range of full off to full on, thus providing a linear light dimmer controlled by a single potentiometer. For best results, V_{DD} should be from 6 to 12 volts.

The circuit in Fig. 7 works well, but is inefficient because the VMOS transistor

FREE McIntosh STEREO CATALOG and FM DIRECTORY

Get all the newest and latest information on the new McIntosh catalog. In addition you will receive an FM station directory that covers all of North America.



**SEND
TODAY!**

McIntosh Laboratory, Inc.
East Side Station P.O. Box 96
Binghamton, N.Y. 13904

PE

NAME _____
ADDRESS _____
CITY _____ STATE _____ ZIP _____

If you are in a hurry for your catalog please send the coupon to McIntosh.
For non rush service send the Reader Service Card to the magazine.

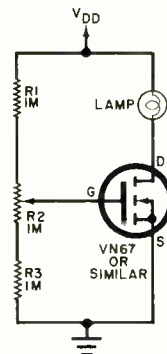


Fig. 7. A simple, straightforward linear lamp dimmer circuit.

dissipates considerable power even when the lamp is dimmed. An alternative approach is to drive the lamp with variable width pulses from a simple CMOS 7555 oscillator as in Fig. 8.

In operation, the 7555 switches the VN67 full on and full off. When the switching rate exceeds several tens of hertz, the lamp appears to be on continuously to the human eye. By varying the pulse rate, and thus the width, the lamp may be dimmed or brightened.

The circuit can be controlled by adjusting R_1 or C_1 or both R_1 and C_1 . Note how the VN67 is connected directly to the 7555 output pin with no coupling capacitor or pullup resistor. This illustrates the simplicity of driving a VMOS transistor.

Figure 9 shows an ultra-simple lamp

CIRCLE NO. 38 ON FREE INFORMATION CARD

POPULAR ELECTRONICS

flasher designed around a VN67 and a two-gate CMOS oscillator. The enable input to the oscillator permits the flash-

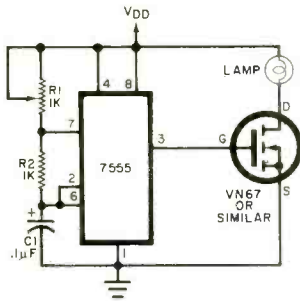


Fig. 8. Schematic of a VMOS light dimmer circuit.

er to be started or stopped by a logic signal or a mechanical switch.

The pulse rate is controlled by $R1$ and $C1$. For a very slow on-off cycle, increase $C1$ to 10 or more microfarads. V_{DD} should be from 6 to 12 volts. As in the previous circuit, this application also demonstrates the ease of interfacing a VMOS transistor to a CMOS gate.

Other Applications for VMOS. The three circuits presented here are merely representative of what can be done with VMOS transistors. Many other applications are possible, and I plan to present additional ones in a future "Experimenter's Corner." If you wish to experiment on your own, most VMOS manufacturers publish application notes that will help get you started. A good book on

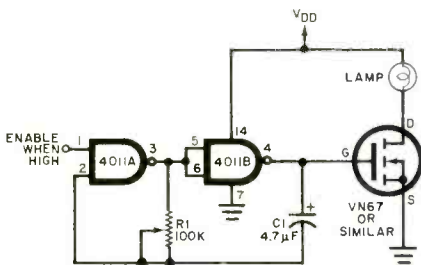



Fig. 9. Pulse-modulated light flasher circuit.

the subject has been written by Robert Stone and Howard Berlin. It's called *Design of VMOS Circuits with Experiments* (Howard W. Sams, Inc., 1980).

Several of the major VMOS/DMOS power transistor makers are mentioned in this column. Obtaining actual transistors, however, may pose somewhat of a problem unless you can find an electronics distributor willing to order them for you.

I have obtained VN67's and VN10's, two Siliconix VMOS power transistors, from Radio Shack. It seems that sales of these devices are relatively low, apparently due to a lack of published circuits suitable for experimenters. This situation should eventually change as more circuit designers and hobbyists discover the impressive advantages of VMOS/DMOS power FETs.



THE ROI* FACTOR

(* Return On Investment)

A small investment can upgrade the sound of your entire hi-fi system.

If you're one of the millions who have bought a Shure V15 Type III, M97 Series, M95 Series, or M75 Series phono cartridge, we have a way of making it perform *better* than it ever has before. It's the Shure Hyperelliptical (HE) upgrade stylus (needle) series. We've taken all the high trackability/low distortion benefits of the HE stylus tip (first introduced on the famous V15 Type IV), and put them into styli that will match perfectly with your cartridge, for an audible improvement in your system's sound at an absolutely minimal cost to you!

Upgrading your phono cartridge with an HE replacement stylus will give a large return on a very small investment. You already own a phono cartridge with proven performance; now you can get even better performance from that same cartridge. Ask your dealer for the Shure HE replacement stylus that's right for you, and take advantage of the ROI factor.



Shure Brothers Inc., 222 Hartrey Ave., Evanston, IL 60204
In Canada: A. C. Simmonds & Sons Limited
Manufacturer of high fidelity components, microphones, speakers, sound systems and related circuitry.

CIRCLE NO. 51 ON FREE INFORMATION CARD

EXPERIMENTER'S CORNER

By Forrest M. Mims

A Pulse-Frequency Modulated Infrared Communicator

IF you've ever built and operated an amplitude-modulated lightwave communicator, you were probably impressed with both the simplicity and high-quality sound transmission of the system. Several such projects have appeared in *POPULAR ELECTRONICS* since 1970.

This magazine's first voice-modulated laser communicator was described by C. Harry Knowles in a May 1970 cover story. Harry's breakthrough project used a low-power helium-neon laser he offered for a bargain price of only \$50.50 postpaid! Harry's company, Metrologic Instruments, Inc. (143 Harding Ave., Bellmawr, NJ 08031) has since

from both artificial and natural light sources. Furthermore, the transmission range controls the volume of the receiver's audio output unless some form of automatic gain control is provided. Finally, the average power consumption of an amplitude-modulated system is high since the LED or injection laser source is continuously biased.

All these objections can be overcome by selecting one of the various forms of pulse or digital modulation. Though pulse modulation requires more complex transmitter and receiver circuitry than amplitude modulation, its advantages are significant. They include a very high degree of noise immunity, low average power and duty cycle of the optical source and simplified multiplexing.

Pulse Modulation Methods. There are several major pulse-modulation methods suitable for lightwave communications (Fig. 1). Here is a brief description of each method:

Pulse-Amplitude Modulation (PAM). In this modulation scheme the amplitude of the pulses is directly proportional to the amplitude of the modulating signal. PAM is closely related to amplitude modulation in that PAM can be achieved by simply sampling, at a uniform interval, brief segments of an analog signal. An obvious application of PAM is in the transmission of two or more signals over a single light-wave channel.

Pulse-Width Modulation (PWM). This is also known as pulse-duration modulation (PDM). The duration of individual pulses within a pulse train is made proportional to the amplitude of the modulating signal.

Pulse-Position Modulation (PPM). Here the amplitude of the input signal controls the relative position of individual pulses in a pulse stream. Unlike PAM and PWM, *all* the pulses in PPM have precisely the same amplitude and duration. This means the PPM receiver can be optimized for the processing of identically shaped pulses. This gives a higher degree of noise immunity than that provided by PWM and

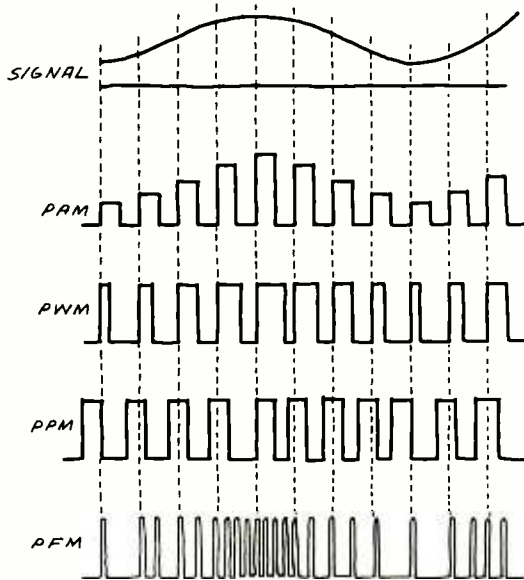


Fig. 1. Waveforms of pulse-modulation techniques.

become a leading manufacturer of HeNe lasers and related products.

The first infrared LED communicator described in *POPULAR ELECTRONICS* also made the cover. The system was called the Opticom, and it was designed primarily by H. Edward Roberts and described by Ed and me in the November 1970 issue. Incidentally, a kit version of the Opticom was one of the first products offered by MITS, Inc., the company that introduced the ALTAIR 8800 microcomputer (and the S-100 bus) in 1975.

This column has described many amplitude-modulated LED communicators over the years. See, for example, the April, May and June 1980 installments. Also see the May 1980 "Project of the Month." (Try your library if you don't happen to have these back issues.)

Amplitude modulation is ideal for ultra-simple lightwave links through either fibers or free space. In free-space systems, however, amplitude modulation is susceptible to noise

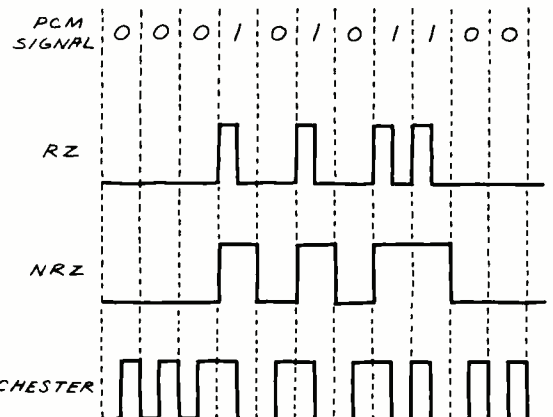


Fig. 2. Three pulse-code modulation formats.

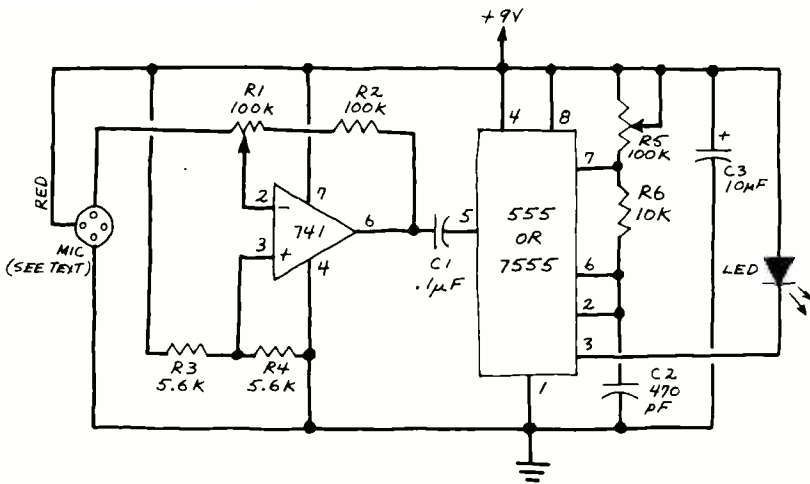


Fig. 3. Schematic of voice-modulated PFM infrared transmitter.

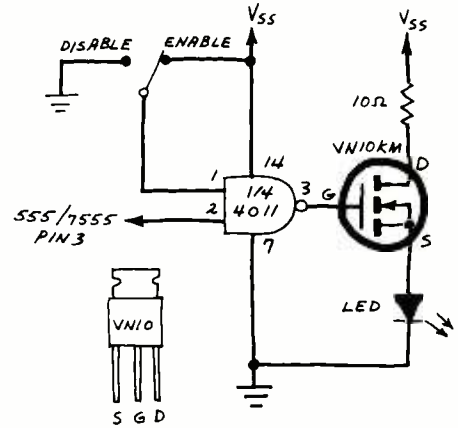


Fig. 4. Led power booster for PFM infrared transmitter.

especially PAM. Another advantage is that high peak power optical sources such as injection lasers can be used to full advantage.

The detection of PPM pulses by a receiver may require synchronization with the transmitter. This implies the necessity to transmit a clock signal along with the data or on a separate channel.

Pulse-Frequency Modulation (PFM). This modulation method resembles that used in FM radio in that the transmitter emits a steady train of pulses called the *carrier*. Information is superimposed on the carrier by altering the frequency of the pulses.

Detection of PFM is straightforward since, unlike PPM, no clock signal from the transmitter is required. Since the pulses have uniform duration and intensity, PFM offers many of the same advantages of PPM. PFM is particularly well suited to audio bandwidth light-wave links.

Later in this column we'll assemble and evaluate a PFM LED communicator. First, however, I want to explain briefly the most important form of pulse communications.

Digital Pulse-Code Modulation (PCM). All the pulse modulation methods described thus far require that such critical pulse parameters as amplitude, duration or position be altered in response to an analog signal. PCM is a true digital modulation method which involves the transformation of an analog signal into its binary equivalent.

Voice, for example, is sampled at a sufficiently fast rate, and the amplitude at each sample point is converted into a binary word by an analog-to-digital converter. The binary

word is then transmitted in serial form a bit at a time.

In PPM, PFM, and PCM, the shape of each pulse is identical. PCM, however, offers two significant advantages over PPM and PFM. First, the pulses remain fixed in time, and a pulse is either absent or present. This greatly enhances the noise immunity of the signal. Second, the predictable spacing between pulses greatly simplifies time division multiplexing. The major disadvantages of PCM are system complexity and bandwidth limitations.

Several pulse formats are used to implement PCM, the most important being return-to-zero (RZ) and non-return-to-zero (NRZ). A binary signal is either high (1) or low (0). A pulse, therefore, represents binary 1 while the absence of a pulse denotes binary 0.

Figure 2 shows three pulse formats. In the RZ mode, all bits return to zero before the next bit is transmitted. In the NRZ mode, a 1 remains high and a 0 remains low for the duration of the bit transmission interval. This means two consecutive 1 bits merge into a pulse having twice the duration of an individual bit position.

The RZ format is more efficient than the NRZ format since only half the time is required to transmit a single bit position. Both the NRZ and RZ modes require synchronized clocking at both the transmitter and receiver.

The Manchester format is a modification of the RZ format in which half of every bit position is denoted by a pulse. If the bit position contains a 0, the first half of the pulse is low and the second half is high. If it contains a 1, the first half is high and the second half is low.

Manchester coding eliminates the need for a separate clock

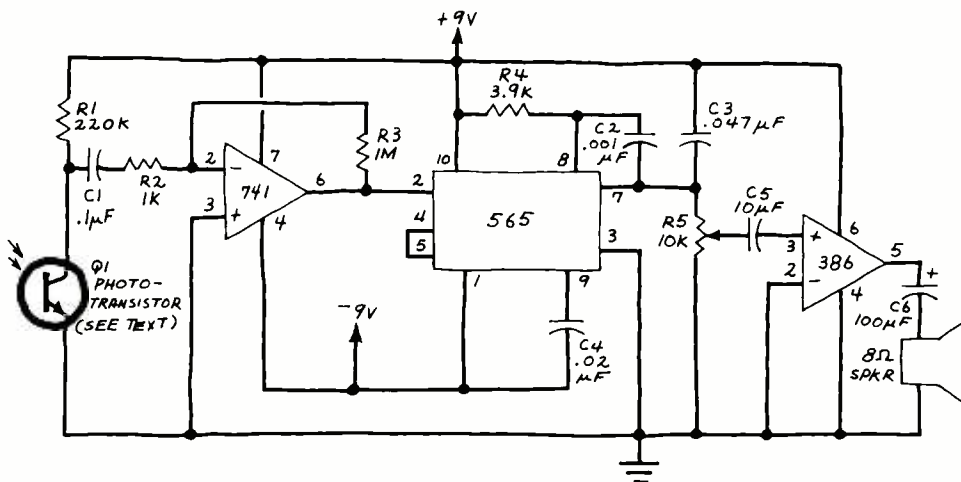


Fig. 5. Schematic of the receiver for the PFM infrared communication system.

Micromint will put both a computer development system and an OEM dedicated controller in the palm of your hand for only \$195

Z8 MICROCOMPUTER

- On board tiny BASIC interpreter.
- Parallel and serial I/O ports.
- 6 interrupts.

RS-232 CONNECTOR

- Just attach a CRT terminal and immediately write control programs in BASIC.

4K BYTES OF RAM

- Z6132 4K X 8 low power quasi-static RAM. EPROM pin compatible.

SWITCH SELECTABLE BAUD RATES

- 110-9600 BPS.

FULLY EXPANDABLE

- Data and address buses available for 124K memory and I/O expansion.
- 2 onboard parallel ports.

- 7.3728MHZ crystal for fast control operations.

JUMPER SELECTABLE MEMORY OPTIONS

- 4K RAM, 2716 or 2732 EPROM operation.

LOW POWER

- Consumes only 1½ WATTS at +5, +12 and -12V

Optional power supply

- (+5, +12 and -12V) \$35.

Please include \$4 for shipping and handling. Z8 is a trademark of Zilog Inc.

To Order:


Call Toll Free: 1-800-645-3479

(In N.Y. State Call: 1-516-374-6793)

For Information Call:

1-516-374-6793

MICROMINT INC.
917 Midway
Woodmere, N.Y. 11598



As featured in

Ciarcia's Circuit Cellar,
Byte Magazine,
July and August 1981.



CIRCLE NO. 40 ON FREE INFORMATION CARD

experimenter's corner

channel. Like the NRZ format, however, it requires twice the time space of the RZ format.

In a typical, practical PCM system, one second of voice requires 8000 samples of eight bits each for a total of 64,000 bits/second. Two voices require twice this figure or 128,000 bits/second. The two signals can be multiplexed onto the same channel by placing the individual bits in each voice signal in unique time slots within discrete pulse windows of the signal.

PCM greatly simplifies multiplexing. One established channel frequency, for example, is 44.736 megabits/second (the T3 rate). This permits the transmission of 672 voices over a single channel. The actual information content is 64,000 × 672 or 43,008 Mbits/sec. The remaining bits provide demultiplexing information for the receiver.

A Pulse-Modulated Communicator. Now that we've reviewed the different pulse-modulation methods, let's assemble a working system. Since pulse-frequency modulation is particularly easy to implement with low-cost components, we'll build a PFM infrared transmitter and receiver.

Figure 3 is the circuit for a straightforward PFM transmitter designed around the popular 555 timer IC. The 7555 CMOS version of the 555 can also be used. In my experience the 7555 gives better performance.

In operation, the 555 oscillates at a center frequency determined by the time constant of R5 and C2. Typically the center frequency is 40 kHz. Low-level audio signals appearing at the microphone are amplified by the 741 and passed into the modulation input of the 555 where they alter the chip's oscillation frequency. The pulse-frequency modulated signal appears at pin 3 where it is used to drive an infrared LED.

For best results, use an electret microphone (Radio Shack 270-092 or similar). A crystal microphone may also be used.

OLYMPIC SALES SINCE 1947 COMPANY

216 S. Oxford Ave.
Los Angeles, CA 90004
(213) 739-1130
PHONE ORDERS:
TOLL FREE
out of Cal 800-421-8045
in Calif. 800-252-2153
Telex: 67 34 77
Cable: "OLYRAV" LSA



WE HONOR



HEWLETT PACKARD

	Retail	Your Cost
HP-85 Microcomputer	3250.00	2595.00
HP-83 Microcomputer	2250.00	1795.00
16K Exp. mem. module	295.00	259.95
Graphics plotter 7225	2450.00	2089.95
Personality mod. for 7225	750.00	679.95
2631B Impact printer, hvy duty	3950.00	3295.00
Opt. 020 for 2631B	150.00	129.95
8 disk drives to choose from		
82902S	1300.00	1149.95
9895A 8" dual drive	6850.00	5595.00
Graphics tablet 9111A	2050.00	1699.95
HP-41CV 2.2K bytes of memory	325.00	259.95
HP-41C Calculator	250.00	188.95
Card reader for 41CV/41C	215.00	168.95
Printer for 41CV/41C	385.00	284.95
Optical wand for 41CV/41C	125.00	97.95
Quad Ram - 4 mem. mods.	95.00	84.95
Memory mod. for 41C		26.95
HP-97 Programmable printer	750.00	579.95
HP-67 Programmable calculator	375.00	297.95
HP-34C Programmable scientific	150.00	117.95
HP-38C Programmable business R/E	150.00	119.95
HP-32E Advanced scientific	55.00	48.95
HP-37E Business management	75.00	58.95

Apple Computer

APPLE COMPUTERS - II & III
We are an authorized Apple servicing dealer
18K-32K-48K-64K-128K Graphics tablet
Drive with controller DDS 3.3 and others
80 column cards VisiCalc and more and more
We have the best prices on Apple computers in America - "CALL US!"

SEIKO (USA) WATCHES

Current models & MORE! (Limited Offer!)

These models guaranteed by Seiko anywhere within USA

	Retail	Your Cost
FJ113 Divers watch, 300 ft. S/S	195.00	79.95
YH006 Ladies quartz LCD, gldtne	295.00	79.95
YH002 Ladies quartz LCD, gldtne	250.00	74.95
YH016 Ladies quartz LCD, gldtne	225.00	69.95
YH003 Ladies quartz LCD, slvrtne	215.00	69.95

And many more compare our prices with the nearest Seiko dealer.

CASIO WATCHES

We will beat any price on Casio watches!

	Retail	Your Cost
CA 90 Calc/stopwch w/alarm & more!	44.95	44.95
CA 901 Calc/stopwch w/alarm all metal	59.95	59.95
W 100 Divers stopwch 300 ft wtr res & more	34.95	34.95
W 150C Divers stopwch 300 ft wtr res S/S case	48.95	48.95
W 150 Divers stopwch 300 ft wtr res all metal	53.95	53.95

MATTEL INTELLIVISION

Most animated TV game
Retail: \$325.00
Y/C: \$239.95

SONY

MANY NEW ITEMS FROM SONY... call for information AT DISCOUNTED PRICES!

PAPER TIGER EPSON DIABLO SANYO CORVUS OHIO SCIENTIFIC & etc., etc., etc.

AMDEK(Leedex) Quality Monitors

100 12" B/W, 12 MHz	179.00	139.95
100-G 12" Green, 12 MHz	199.00	174.95
300-G 12" Green, 18 MHz	249.00	189.95
Color I 13" Color, NTSC comp. input, audio amp & speaker	449.00	339.95
Color II 13" Color, RGB input, hi res graphics, speaker	999.00	699.95

Texas Instruments

TI-99/4A Home Computer - NEW KEYBOARD!
Retail: \$950.00
Y/C: \$359.95

We carry a large inventory of software, & accessories

TI-59 Programmable calculator	295.00	179.95
TI-58C Programmable calculator	130.00	89.95
PC 100C Printer/plotter for 59/58	225.00	149.95

NEW! Calculator Watch w/Alarm TI 810-11
Many features & 1 yr guarantee from TI
29.95

TI 584-11 Alarm Chron. Dual Time Zone
19.95

ATARI Computer


	Retail	Your Cost
400 SPECIAL PRICE! 16K	595.00	339.95
No language inc., opt'l basic,		54.95
800 16K Computer	1080.00	759.95

ATARI VIDEO TAPES

TV GAME	Minimum 3 tapes/Mixed O.K.	
Retail: \$225.00	SDNY L500, 2 hr	\$11.89
Your Cost:	L750, 3 hr	14.69
\$137.95	RCA VK250, 6 hr	13.95

All goods subject to availability; this ad supercedes all previous ads; we are not responsible for typographical errors; we will meet or beat any advertised price if our competition has the goods on hand. Minimum shipg & handling \$4.95. All orders subject to verification and acceptance.

CIRCLE NO. 44 ON FREE INFORMATION CARD



Better quality op amps can be used in place of the 741 to give a lower transmitted noise level. The LED can be any GaAs, GaAs:Si or AlGaAs infrared emitter. For high power operation, select one of the new super LEDs made from AlGaAs such as Xciron's XC880 series or General Electric's F5D1/F5E1 series. See "Solid State Developments" of February and June 1981 for more information about these high-power emitters. So far, few component dealers stock the new high-power emitters. Radio Shack, however, sells the XC-880-A (catalog number 276-143). This diode emits 1 milliwatt at 20 mA forward bias. The XC-880-D emits a whopping 5 mW at that same current level.

The peak pulse current supplied to the LED by the 555 is about 50 to 60 mA. The pulse width is about 5 microseconds. The circuit in Fig. 4 employs a VFET transistor to raise the pulse current to about 450 mA. Even higher current levels can be obtained by increasing the voltage at V_{cc} .

Figure 5 is a PFM receiver using a 565 PLL tuned via $R4$ and $C4$ to the approximate center frequency of the transmitter. Incoming optical signals are detected by the phototransistor ($Q1$). The resulting photocurrent is converted to a voltage by load resistor $R1$ and coupled via $C1$ into the 741 op amp. The signal is then amplified 1000 times ($R3/R2$) and passed into one of the phase comparator inputs of the PLL.

The phase comparator generates an error voltage proportional to the difference between the PLL's on chip vco center frequency and the instantaneous transmitter frequency. The error voltage is fed back to the vco in a feedback loop which causes the vco to track the transmitter frequency. The error voltage represents the demodulated analog of the transmitter signal, so it is tapped via pin 7 for power amplification by the 386. Potentiometer $R5$ controls the gain of the system by varying the amount of signal which reaches the 386.

Several modifications can be made to the basic receiver circuit. To reduce the effect of sunlight upon the detector, $Q1$ can be replaced by a silicon photodiode. The diode should be connected in the reverse direction.

The gain of the 741 preamplifier can be altered by changing the ratio of $R3/R2$. The center frequency of the PLL's vco can be changed via $R4$ and $C4$. For best results, $R4$ should be at or near 4 k Ω , although Signetics observes $R4$ can range up to about 20 k Ω .

Testing the Communicator. Before applying power to the transmitter and receiver, carefully inspect both circuits for possible wiring errors or omissions. To avoid severe interference when using a phototransistor in the receiver, place an opaque hollow tube over $Q1$ to keep artificial light from striking $Q1$'s active region. A photodiode may not require this kind of protection.

For initial tests, disconnect the transmitter's microphone and connect the audio output of a transistor radio to the circuit via a 1-microfarad capacitor. The negative lead of the capacitor should be connected to $R1$ of the transmitter. The radio output should be connected to the positive lead of the capacitor and the transmitter's ground connection. For best results use a radio with an earphone jack and make your connections with the help of clip leads soldered to an appropriate plug.

Turn the radio on at low volume and select a station that gives clear reception. Then apply power to both the transmitter and receiver while pointing the transmitter's LED at the receiver's detector. At this point you should hear noise, oscillation or, ideally, the sound of the radio from the receiver's speaker. In any event, carefully adjust the setting of $R5$ in the transmitter in an effort to match the center frequency of the vco in the receiver's PLL, in this case about 40 kHz.

While adjusting $R5$ of the transmitter you will probably hear loud noises and whistles interspersed with very clear sounds of the radio. Select the best-quality transmission point with $R5$ of the transmitter and then adjust the gain of the receiver ($R5$ in Fig. 5) for comfortable listening. You can then experiment with the setting of the transmitter's $R1$ to find the optimum gain of the transmitter's preamplifier. \diamond

ANNOUNCING TWO NEW TERMINALS

Smart • Fast • Graphics • Matching Modem and \$295 Printer

Netronics announces a state of the art breakthrough in terminals, now at prices you can afford, you can go on-line with data-bank and computer phone-line services. It's all yours... "electronic newspapers," educational services, Dow-Jones stock reports, games, recipes, personal computing with any level language, program exchanges, electronic bulletin boards... and more every day!!!



Netronics offers two new terminals, both feature a full 56 key/128 character typewriter-style keyboard, baud rates to 19.2 kilobaud, a rugged steel cabinet and power supply. The simplest one, FASTERM-64, is a 16 line by 64 or 32 character per line unit, with a serial printer port for making hard copy of all incoming data, and optional provisions for block and special character graphics. The "smart" version, SMARTERM-80, features either 24 line by 80 characters per line or 16 by 40 characters per line, it offers on-screen editing with page-at-a-time printing, 12,000 pixel graphics, line graphics, absolute cursor addressing, underlining, reverse video, one-half intensity and much more... simply plug them into your computer or our phone modem and be on-line instantly. Use your TV set (RF modulator required) or our deluxe green-phosphor monitor pictured above. For hard copy just add our matched printer.

Price breakthrough!!! Own the FASTERM-64, a complete terminal kit, ready to plug in for just \$199.95 or order the SMARTERM-80 kit for just \$299.95, (both available wired and tested). Be on-line with the million-dollar computers and data services today... we even supply the necessary subscription forms.


More Good news: All the components in our terminals are available separately (see coupon), so you buy only what you need!!!

FASTERM-64 DISPLAY FORMAT: 64 or 32 characters/line by 16 lines 96 displayable ASCII characters (upper & lower case) 8 baud rates: 150, 300, 600, 1200, 2400, 4800, 9600, 19,200 (switch sel) LINE OUTPUT: RS232C or 20 ma current loop VIDEO OUTPUT: 1V PIP (EIA RS-170) CURSOR MODES: home & clear screen, erase to end of line, erase cursor line, cursor up & down, auto carriage return/line feed at end of line & auto scrolling REVERSE VIDEO BLINKING CURSOR PARITY: off, even or odd STOP BITS: 1, 1.5, 2 DATA BITS PER CHARACTER: 5, 6, 7 or 8 CHARACTER OUTPUT: 5 by 7 dot matrix in a 7 by 12 cell PRINTER OUTPUT: prints all incoming data 1K ON BOARD RAM

2K ON BOARD ROM CRYSTAL CONTROLLED COMPLETE WITH POWER SUPPLY OPTIONAL GRAPHICS MODE: Includes 34 Greek & math characters plus 30 special graphics characters ASCII ENCODED KEYBOARD: 56 key/128 characters **SMARTERM-80** DISPLAY FORMAT: 80 characters by 24 lines or 40 characters by 16 lines 128 displayable ASCII characters (upper & lower case) 8 baud rates: 110, 300, 600, 1200, 2400, 4800, 9600, 19,200 LINE OUTPUT: RS232C or 20 ma current loop VIDEO OUTPUT: 1V PIP (EIA RS-170) EDITING FEATURES: insert/delete line, insert/delete character, forward/back tab LINE OR PAGE TRANSMIT PAGE PRINT FUNCTION CURSOR POSITIONING: up, down, right, left, plus absolute cursor positioning with read back VISUAL ATTRIBUTES: underline, blink, reverse video, half intensity, & blank GRAPHICS: 12,000 pixel resolution block plus line graphics ON-SCREEN PARITY INDICATOR PARITY: off, even or odd STOP BITS: 110 baud 2, all others 1 CHAR. OUTPUT: 7 by 11 character in a 9 by 12 block PRINTER OUTPUT: 60 OR 50 Hz VERTICAL REFRESH BLINKING BLOCK CURSOR CRYSTAL CONTROLLED 2K ON BOARD RAM ASCII ENCODED KEYBOARD: 56 key/128 character 4K ON BOARD ROM COMPLETE WITH POWER SUPPLY

TELEPHONE MODEM 103 O/A FULL DUPLEX, FCC APPROVED DATA RATE: 300 baud INTERFACE: RS232C and TTY CONTROLS: talk/data switch (no need to connect and disconnect phone), originate/answer switch on rear panel NO POWER SUPPLY REQUIRED

QUIRE: ASCII KEYBOARD ASCII-3 56 KEY/128 CHARACTER ASCII ENCODED UPPER & LOWER CASE FULLY DEBOUNCED 2 KEY ROLLOVER POS OR NEG LOGIC WITH POS STROBE REQUIRES +5 & -12V DC (SUPPLIED FROM VIDEO BOARDS) PRINTER COMET I SERIAL I/O TO 9600 BAUD 80 CHARACTER COLUMN (132 COMPRESSED) 10" TRACTOR FEED UPPER/LOWER CASE INDUSTRY STANDARD RIBBONS 4 CHARACTER SIZES 9 BY 7 DOT MATRIX BI-DIRECTIONAL PRINTING



Continental U.S.A. Credit Card Buyers Outside Connecticut
CALL TOLL FREE 800-243-7428

To Order From Connecticut Or For Tech. Assist. Call (203) 354-9375

NETRONICS R&D LTD. Dept.
333 Litchfield Road, New Milford, CT 06776

Please send the items checked below:

- COMPLETE FASTERM-64 TERMINAL (includes FASTVID-64 video board ASCII-3 keyboard, steel cabinet and power supply) ... kit \$199.95 plus \$3 P&I ... wired & tested \$249.95 plus \$3 P&I ... graphics option: add \$19.95 to each of above
- COMPLETE SMARTERM-80 TERMINAL (Includes SMARTVID-80 video board, ASCII-3 keyboard, steel cabinet and power supply) ... kit \$299.95 plus \$3 P&I ... wired and tested \$369.95 plus \$3 P&I
- FASTVID-64 VIDEO BOARD (requires +5 & -12V DC) ... kit \$99.95 plus \$3 P&I ... graphics option add \$19.95 ... wired & tested \$129.95 plus \$3 P&I ... graphics option add \$19.95
- SMARTVID-80 VIDEO BOARD (requires +5 & +/-12V DC) ... kit \$199.95 plus \$3 P&I ... wired & tested \$249.95 plus \$3 P&I
- DELUXE STEEL TERMINAL CABINET ... \$19.95 plus \$3 P&I
- ASCII-3 KEYBOARD (requires +5 & -12VDC) ... kit \$69.95 plus \$3 P&I ... wired and tested \$89.95 plus \$3 P&I
- POWER SUPPLY (powers ASCII-3 keyboard & video boards) ... kit only \$19.95 plus \$2 P&I
- ZENITH VIDEO MONITOR (high resolution green phosphor) ... wired & tested \$149.95 plus \$6 P&I
- TELEPHONE MODEM MODEL 103 O/A ... wired & tested \$189.95 plus \$3 P&I
- DOT MATRIX PRINTER Comet I ... wired & tested \$299.95 plus \$10 P&I
- RF MODULATOR MOD RF-1 ... kit only \$8.95 plus \$1 P&I
- 3FT-25 LEAD MODEM/TERMINAL OR PRINTER/TERMINAL CONNECTOR CABLE ... \$14.95 ea plus \$2 P&I

For Canadian orders, double the postage. Conn. res. add sales tax.

Total Enclosed \$ _____

Personal Check Cashier's Check/Money Order
 VISA MasterCard (Bank No. _____)

Acct. No. _____ Exp. Date _____

Signature _____

Print Name _____

Address _____

City _____ State _____ Zip _____

DX LISTENING

By Glenn Hauser

More American Shortwave Stations on the Air Soon

PPRIVATE interest in shortwave broadcasting, long dormant in the United States, is growing. *WRNO*, New Orleans, could be on the air by the time you read this, although it has been plagued with a series of construction delays (see January PE for schedule). Both *WRNO*, and *WYFR* (Family Radio) with its "Northern Mexico" and "Canadian" services are using wide-angle log-periodic antennas that efficiently cover vast areas of the U.S. where domestic shortwave broadcasting is (technically) not allowed.

Meanwhile, another private commercial shortwave station is under construction in Miami, FL. *Radio Miami*, whose call may become *WRMF*, wants to reach affluent Latin Americans who are likely to go shopping in Florida, although its parent station, *WQBA*, is heavily Cuban-oriented. *Radio Miami*

may be on the air by year end, with 50 kilowatts on 31 and 49 meters.

Florida is also the likely site for the U.S. government's *Radio Marti*, designed to be a "Radio Free Europe" for Cuba—more credible than the Cuban exiles' clandestine stations, and more involved with Cuban issues than the *Voice of America*. It would probably operate daytime only from the Florida keys, using the low end of the medium-wave band (650 kHz) and would produce a high-power groundwave. However, 1040 is also being considered.

However, Cubans of all political persuasions find it offensive for the U.S. government to name this station after Cuba's 19th-century independence hero, whom they venerate. The Cuban government objects vehemently, too, and it could escalate the radio war by putting on a superpower 500-kilowatt station







and several other high-power transmitters which would disrupt U.S. domestic broadcasting.

A massive tower for the 500-kw station has already been constructed in a Havana suburb, probably for 550 kHz. Other projected high-power transmitting frequencies are 900 kHz for the *Radio Progreso* domestic net, and 1010 kHz, for a second Moscow relay. Technical and operational standards are so low in Cuba that there's plenty of trouble now, even without deliberate disruption. One evening, for instance, the *Radio Moscow* relay (9600 kHz) was apparently mistuned and it twice landed smack on top of WWV (10,000 kHz).

Jamming of the *Radio Marti* signal can also be expected, since the Castro government already jams two other less offensive U.S. stations (*WQBA*, 1140 kHz, and *VOA*, 1180 kHz). The U.S. government has threatened to jam the *Radio Moscow* relay on 600 kHz in retaliation. (Traditionally the U.S. has left jamming to the "bad guys." Besides, domestic U.S. stations on 600 kHz would hardly welcome the interference from jamming).

The original target date for *Radio Marti* was January 1, 1982, but the project has run into opposition in Congress. Even the U.S. diplomatic staff in Havana has come out against it. Florida

COMPARE PRICES!

 <p>TDK SAC 90's \$28</p>	<p>Technics \$217 Linear Tracking SLDL-I</p> 	<p>PIONEER Best Seller \$341 SX7</p> 
<p>RCA VHS Video Recorder \$1035 650</p> 	<p>6 X 9 Three Ways \$29 pr. 9G20TR</p> 	<p>SONY Beta Portable \$1035 SL2000 TT2000</p> 

TOLL FREE 800-356-9514 Weekdays 9-9
Saturdays 9-5

Over 100 Brands like:

Technics	Maxell	Sony	Cerwin	Acutex
Pioneer	Empire	Teac	Vega	Craig
Marantz	Altec	Akai	Onkyo	Scotch
Kenwood	Sharp	Dual	Audio	B.I.C.
Sansui	Phillips	Koss	Technica	Stanton
Jensen	Shure	TDK	Clarion	Pickering

WDS

WISCONSIN DISCOUNT STEREO

2417 w. badger rd. madison, wi 53713

608-271-6889

SAVE TIME AND MONEY!

6100
UNIVERSAL DESIGNER

- Easy transition from prototype to wiring diagrams
- Aids digital circuit design
- Save on digital bread boarding

6100 Universal Designer \$59.95
1 Q159S Breadboard 12.50
2 Q159B @2.99 5.98
1 Jumper Wire Ass't 9.95
DIGITAL DESIGN LAB NOW ONLY \$77.95
Kit \$49.95
Assembled \$59.95

SELF-TEACHING AID:
6101 DIGITAL LOGIC COURSE \$29.95
■ Learn digital logic with 26 self teaching experiments

0101 SOLID STATE
CLOCK/CALENDAR UNIT
BIG 2½" DISPLAY!

- 12/24 hour selectable
- Alarm output Kit \$49.95

Assembled \$79.95
Oak Case \$29.95



NEW! JUMPER WIRE DESIGN ASST.

Contains 350 wires cut to 14 different lengths, to fit breadboard modules. Pre-cut, pre-formed and individually color-coded. All wire solid tinned, 22 gauge with PVC insulation. Packed in convenient, sectioned box. \$9.95

Satisfaction Guaranteed on All Assembled Units

ETRONIX 14803 N.E. 40th PE022
Redmond, WA 98052

NAME _____
ADDRESS _____
CITY, ST, ZIP _____
CARD NO. _____ EXP _____
SIGNATURE _____

FOR FAST DELIVERY CALL TOLL-FREE **1-800-426-1044** VISA MSTRCD

CIRCLE NO. 58 ON FREE INFORMATION CARD

CIRCLE NO. 20 ON FREE INFORMATION CARD
POPULAR ELECTRONICS

broadcasters have offered to help offset some of the \$10 million needed to start the station from scratch. Meanwhile, *Radio Havana Cuba* has announced the subject of its annual essay contest for 1982: "Historically, what have relations been like between the U.S. and Latin America?" The deadline is April 30,

1982. Write *RHC* at Box 7026, Havana, for particulars.

The most active clandestine Cuban has been *La Voz de Cuba Independiente y Democrática* (*La Voz del Cid* for short—a play on words), with a Monday-Saturday broadcast schedule via its own secret transmitter. Programs typi-

cally last more than half an hour starting at 9 p.m. local (0200 GMT winter), on 7355 kHz (on 7350 kHz sometimes). This same group produces a different program at 0100 GMT via the commercial Dominican Republic station *Radio Clarin* on 11,700 kHz.

The *Voice of America*, known mainly

All styli are not created equal.



Round Shank UniRadial



Round Shank BiRadial



Round Shank Line Contact



Square Shank Line Contact

When you select a phono cartridge, the cost will be strongly influenced by which stylus design you choose. Least expensive is the UniRadial (spherical or conical). A simple design, simply made. Or you can opt for better high frequency tracing with a BiRadial (elliptical) tip. Its more complex shape takes longer to make, so costs more. Best performance comes with a Line Contact (Shibata) tip whose shape permits the best high frequency tracing, yet whose long, narrow bearing face reduces groove pressure for longer record and stylus life. Add a positively-indexed square shank, plus laser-beam alignment of micro-polished surfaces and you have the finest stylus design available today. Make your choice with Audio-Technica. You'll hear the difference.



CIRCLE NO. 8 ON FREE INFORMATION CARD

Make up to \$1250 an hour
Start your own money making business!

Be Your Own Boss!

Hundreds of Belsaw trained men have succeeded in this fascinating and highly profitable field. **YOU Can Do It Too!**

BE A LOCKSMITH

Never before have money-making opportunities been so great for qualified Locksmiths. Now lucrative regular lock and key business has multiplied a thousandfold as millions seek more protection against zooming crime. Yet there's only one Locksmith for every 17,000 people!

Train **FAST** at Home—Collect **CASH PROFITS** Right Away. You're "in business" ready to earn up to \$12.50 an hour a few days after you begin Belsaw's shortcut training. Take advantage of today's unprecedented opportunities in Locksmithing for year-round **EXTRA INCOME** in spare-time—or fulltime in a high-profit business of your own. Hundreds we've trained have done it! So can YOU! All tools plus professional Key Machine given you with course. These plus practice materials and equipment, plus simple, illustrated lessons, plus expert supervision, plus business-building guidance will enable you to **KEEP THE MONEY COMING IN!** Ideal for retirement—good jobs too. **SEND FOR EXCITING FACTS—No Obligation!** ALL SPECIAL TOOLS AND EQUIPMENT INCLUDED!

FREE BOOKLET!
 KEYS TO YOUR FUTURE

PRO KEY MACHINE YOURS TO KEEP!
 This Pro Key Machine can alone add up to \$200 a month to your income and it won't cost you a penny extra with your training. Find out all about it! **RUSH COUPON!**

10-DAY NO RISK TRIAL!
 Send for details!

RUSH COUPON! Send for your copy today!

Accredited Member National Home Study Council

BELSAW INSTITUTE
 1173 Field Bldg.
 Kansas City, MO. 64111

There is **NO OBLIGATION** and **NO SALESMAN** Will Call—ever!

FREE! BELSAW INSTITUTE
 1173 Field Bldg., Kansas City, Mo. 64111
 Please rush **FREE** Book "Keys to your Future."

NAME _____
 ADDRESS _____
 CITY-STATE-ZIP _____

CIRCLE NO. 9 ON FREE INFORMATION CARD

Four-Drive Double-Density Disk Controller for H/Z-89 Includes Parallel Printer Port
\$249.95

40- and 80-Track Add-On Drives for the H/Z-89 and H-8 from \$399

Now! Percom Disk Storage for Your Heath Computer.

At Percom we've been making mini-disk systems since 1977. Our proven disk controller design, featuring digital phase-lock loop data separation, gives rock-solid performance. Every Percom drive sold is double tested—to Percom specifications. And every drive receives a 48-hour operating burn-in, a qc check that virtually eliminates the possibility of shipping drives with latent defects. Get all the details about Percom's new Z line of quality mini-disk systems for Heath computers. Fill out and mail us the coupon now.



Toll-Free Order Number: **1-800-527-1222**

PRICES AND SPECIFICATIONS SUBJECT TO CHANGE WITHOUT NOTICE.
 © 1981 PERCOM DATA COMPANY, Inc.

Yes, I'd like to know more about Percom Z drives and the Percom Z controller.

Send me free literature.

Send to:

PERCOM DATA COMPANY, Inc., Dept 26P01
 11220 Pagemill Road, Dallas TX 75243

name _____
 street _____
 city _____ state _____
 zip _____ phone number _____
 () H/Z-89 () H-8

Here's why we're Number One.

When it comes to logic probes, more people buy Global Specialties. Because no one can match us for value. Our four logically-priced probes—including our remarkable new 150 MHz ECL—deliver more speed, accuracy, flexibility and reliability than others costing considerably more! So why compromise? Discover for yourself why we're the number-one logical choice!



Standard LP-1, \$50.00* with memory—captures pulses to 50 nsec, 10 MHz, guaranteed.

Economy LP-2, \$32.00* to 50 nsec, 1.5 MHz.

High-speed LP-3, \$77.00* with memory, guaranteed to 10 nsec (6 nsec. typical), 50 MHz!

New ECL LP-4, \$150.00* the new industry standard—with memory, guaranteed to 4 nsec (2 nsec. typical), 150 MHz!

GLOBAL SPECIALTIES CORPORATION

70 Fulton Terr. New Haven, CT 06509 (203) 624-3103, TWX 710-465-1227
OTHER OFFICES: San Francisco (415) 648-0611, TWX 910-372-7992
Europe, Phone Saffron Walden 0799-21682, TLX 817477
Canada: Len Finkler Ltd., Downsview, Ontario

Call toll-free for details
1-800-243-6077

During business hours

*Suggested U.S. resale. Prices specifications subject to change without notice
© Copyright 1981 Global Specialties Corporation

dx listening

as a shortwave station, is moving more and more into mediumwave to increase its audience among listeners to standard AM radio. In September 1981, a relay station went into operation in Botswana on 621 kHz, along with two Caribbean-area relays on 1180 kHz and 1580 kHz. A third medium-wave outlet in the Jamaica or the Cayman Islands is being planned. (Political stability makes the latter site more probable.)

If you can't hear the 1580 kHz Antigua relay, you may be able to hear its "local" program at 0000-0030 GMT as fed from Washington on 17,860 kHz, and (in single sideband) on 15,652 kHz. During the period in question, programming is not parallel with transmissions on the VOA's other English-language frequencies.

USICA, the VOA's parent agency, is slated to revert to its former name, USIA. It is hoped this will lessen its confusion abroad with the CIA. While USICA is taking a 12% budget cut (like most government agencies), next to nothing will come out of the VOA budget. In fact, the VOA will be hiring about 100 employees (mostly technical).

Another bit of U.S. territory, Saipan, is about to become a shortwave broadcasting center, with two new stations authorized by the Federal Communications Commission. The missionary Far East Broadcasting Co., already operating from the Philippines and several East Asian countries, is expanding to Saipan. And an organization called MARCOM is building a commercial shortwave station for broadcasts to Japan. Here, shortwave listening is a relatively widespread activity.

Some Little-Known Stations. Not all U.S. shortwave broadcasting is high-power and designed for a wide audience. For example, a little-known band straddling 26 MHz is allocated for two-way communications by broadcast stations with mobile units or remote transmitter sites and for the remote pickup of broadcast programs. While most stations now use vhf, uhf, microwave, or phone lines for such purposes, we were pleased to

hear one remote pickup active on a Saturday morning between 1430 and 1700 GMT, from Gus's Daughters' Grocery Store in Presque Isle, Maine, using narrowband FM on 26,240 kHz. It took a special occasion to inspire this transmission—the opening of a new building on the store's 50th anniversary. Besides the very limited groundwave at 26 MHz, this "local" signal had a potential audience of at least half the world (beyond the skip zone)!

Computer Tests. On September 10, 1981, Radio Netherlands undertook a novel experiment—broadcasting a basic computer program for range and bearing calculation, in three different formats, to find out whether listeners with home computers would be able to record and run the program successfully. Of the 235 listeners responding, 98 reported success (42%). Of the successes, 61 were with the TRS-80, 36 for the Pet, and only one for the Apple II. It was necessary to use patch cords rather than mike-to-speaker recording, wide bandwidths (over 5 kHz) were required, and treble boosting helped. Ten percent turned failure into success by re-recording their tapes at higher levels.

A second experiment, scheduled for Thursday, January 28, 1982, is a sunrise-sunset program suitable for the Sinclair ZX-81, TRS-80 Model I Level 2, Pet, and perhaps the Atari. Here are the times and frequencies: 2050 GMT on 21,685, 17,695, 17,605, 15,220, and 9,715 kHz. Also on Friday the 29th (but still Thursday in North America) at 0250 GMT on 9,590 and 6,165 kHz; and at 0550 GMT on 9,715 and 6,165 kHz. Address reports on your results to Media Network, Radio Netherlands, Box 222, 1200-JG Hilversum, Holland.

That station is also encouraging listeners to call in short comments or questions to an answering machine. The phone number is announced frequently, especially on the Tuesday "Shortwave Feedback" program where some of the taped calls are put on the air.

Belgium could easily broadcast to England right across the channel on

PAY TV — BAND MICROWAVE ANTENNAS

RECEIVE EXCELLENT RECEPTION OF "COMMERCIAL FREE" FIRST RUN MOVIES, SPORTS, & CONCERTS.



BWARE OF CHEAP IMITATIONS

- Fully Assembled MDS Rod
- Down Converter • Factory Built Tuner
- Full Guarantee • Easy to Follow Instructions
- All Mounting Hardware

ALSO: UHF DECODERS, BLACK BOX, CABLE DESCRAMBLERS, KITS, CIRCUIT BOARDS, PLANS, ANTENNAS. YOUR DECODER HEADQUARTERS FOR INFORMATION PACKAGE SEND \$2.00

FROM... **\$159⁹⁵**
W/ VOL. DISCOUNTS

FOR CREDIT CARD

ORDERS CALL TOLL FREE...
1-800-227-1617 Ext. 680

VISA OR MASTERCARD LIMITED TIME ONLY! Calif. Residents 1-800-772-3545 Ext. 680
1604-675 W. HASTINGS STREET VANCOUVER, BRITISH COLUMBIA
CANADA, V6B1N2 (604) 682-2559

THE VIDEO MAGICIAN

CALCULATOR SAVINGS



- HP-11C Slim Scientific ... \$107.95
- HP-12C Slim Financial ... 117.95
- HP-32E Scientific ... 42.95
- HP-33C Programmable ... 68.95
- HP-34C Adv. Program ... 114.95
- HP-37E Financial ... 58.95
- HP-41C Alpha Program ... 187.95
- HP-41CV (Full Memory) ... 237.95
- Card Reader/41 ... 164.95
- Printer/41 ... 289.95
- Optical Wand/41 ... 92.95
- Quad Memory/41C ... 76.95
- HP-67 Programmable ... 287.95
- HP-97 Desk Program ... 579.95
- HP-83 Desk Computer ... 1695.00
- HP-85 Desk Computer ... 2495.00
- 16K Memory Module ... 249.95
- 82901M Dual Disk Drive ... 1999.00
- 82905A Dot Matrix Printer ... 749.00
- HP-125 CP/M Computer ... 2985.00



Call for prices on new HP-41 peripherals.

TEXAS INSTRUMENTS

- TI-35 ... \$19.95
- TI-55-II ... 42.95
- TI-58C ... 89.95
- TI-59 ... \$179.95
- PC-100C ... 159.95
- LCD Prog ... 59.95
- TI-99/4A Console ... \$379.95
- Speak & Spell ... 59.95
- Business Analyst II ... 39.95

Call for Low Prices on all TI-99/4A Accessories!

- Sharp**
- PC-1211 Handheld Computer, 1424 Steps ... \$149.95
- CE-121 Cassette interface ... 39.95
- CE-122 Printer/cassette interface ... 109.95
- Casio**
- FX-602P Slim programmable, 512 steps ... 99.95
- FX-702P Handheld computer, 1680 steps ... 159.95
- FA-2 Cassette interface for 602/702 ... 44.95
- FP-10 Printer for 602/702 ... 79.95
- VL-1 Musical, 100 note memory ... 54.95
- MT-31 Compact musical keyboard ... 124.95
- MT-40 Compact musical keyboard ... 159.95
- W-100 Water sports alarm chrono, 325 feet ... 34.95
- CA-90 Calculator alarm chrono watch ... 39.95
- PearlCorder**
- S202 Microcassette tape recorder ... 79.95
- S802 Two-speed, two-hour recorder ... 99.95
- S801 Olympus' smallest, two-hour ... 139.95
- X-01 New electronic recorder ... 199.95
- Olivetti**
- Praxis 35 Electronic portable typewriter ... 579.95

For faster delivery use cashier's check or money order. Add shipping 1% of your order (\$3.75 minimum). East of Missp Riv. add \$1.50. CA res. add 6%. Subject to availability. VISA and MC accepted. USA Prices.

ORDER **800-421-5188** Outside
TOLL-FREE Information line (213) 633-3262 CA, AK, HI

tam's
INCORPORATED
Tam's Dept. PE-2
14932 Garfield Ave.
Paramount, CA 90723
(213) 633-3262

CIRCLE NO. 54 ON FREE INFORMATION CARD

dx listening

mediumwave, but until now its English programming has only been on shortwave. A mediumwave frequency was to be added January 1, entailing a retiming of the 1705-1750 GMT program (nominally for Africa but also heard in Europe and North America) to 2000-2045 and 2200-2245 GMT. During the winter, the shortwave version of these broadcasts may come in better in North America than the North American service at 0030-0115 GMT. However, the departure of David Monson has made these broadcasts less entertaining.

Soviet stations have been going out of their way to teach us their languages. The Radio Moscow World Service has a "Russian by Radio" course Fridays at 1232 and 2132 GMT, and Saturdays 0432 and 0932 GMT. If you've already mastered Russian, try the *Voice of Yerevan* for an "Armenian by Radio" course that started in October. Listen GMT Fridays (Thursday nights here) after 0330 GMT on 17,870, 15,240 and 15,100 kHz.

While clandestine monitoring is among the most exciting aspects of DX listening, you often must understand languages such as Arabic and Spanish. However, two unusual programs in English have been heard recently. The *Voice of Namibia*, from SWAPO via Angola, is on 9,535 kHz at 1600-1630 GMT (Sundays), reports Ron Howard in California. Such long-path reception (probably erratic) is best along the west coast. Syria is one of few countries now silent on shortwave. But there is a program opposing the Syrian government (from transmitters in Iraq), the *Voice of the Arab Syria*, that puts a brief English segment at the end of its Arabic broadcasts. Listen for this around 1950 GMT on 21,585 kHz. It is easily audible, especially in eastern North America.

Although its English department has been short-staffed, Ecuador's *HCJB* has been trying to broaden the appeal of its programming. DX Party Line, now less evangelical, has been reduced to two programs a week, Saturdays and Mondays at 2130 GMT. It is repeated the following GMT days at 0230 and 0630 GMT. "Música del Ecuador," reviewed favorably in this column last year before being dropped from the schedule, returned to the air in October 1981 at 0035 GMT on the North American service Saturday nights (GMT Sundays) on 17,880, 15,155, and 9,745 kHz. The magazine show, "Passport," has been revamped to include more features about Ecuador, including "the smells of Quito." Weeknight hours (0100-0200 GMT) include the following segments: "Ecuador Yesterday and Today" (daily), "Embassy Roundup" (Monday), "Profiles of South Americans" (Tuesday), "National Geographic News" (Wednesday), "Visiting Ecuador" (Thursday), and "Latin American Press Review" (Friday).

Another good English broadcast from Latin America comes from Brazil's *Radio Nacional*. Reception is usually ex-

SEE YOUR DEALER TODAY

DEMAND THE ORIGINAL



LET THE OTHERS PLAY GAMES!

WE MANUFACTURE ONLY THE VERY BEST ANTENNAS!

AM/FM AUTO RADIO
CITIZENS BAND
CORDLESS TELEPHONE

Dealer & Distributor Inquiries Invited
SEND FOR FREE CATALOG

Firestik Antenna Company
2614 East Adams/Phoenix, AZ 85034

Name _____
Street _____
City _____
State _____ Zip _____
Serving the CB and
Communications Market Since 1962.

5-YEAR REPLACEMENT WARRANTY

CIRCLE NO. 21 ON FREE INFORMATION CARD

Remove Vocals

Remove the lead vocal and substitute your own voice with most stereo recordings using our new, low cost **VOCAL ZAPPER™**. Great for practice, professional demos or just for fun.

WITH THE



FROM

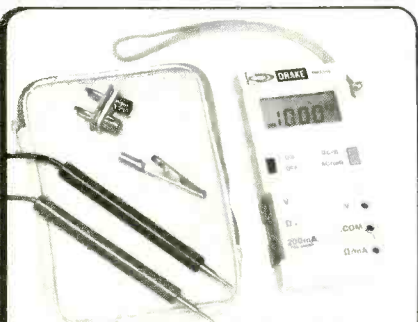
PAIA Electronics, Inc.
1020 W. Wilshire, Oklahoma City, OK 73116 - (405) 843-9626

- Rush my Vocal Zapper Kit, \$24.95 plus \$3 postage & handling enclosed.
- Send assembled Vocal Zapper, \$39.95 plus \$3 postage & handling enclosed.
- Send Free Catalog

name _____
address _____
city _____ state _____ zip _____

Visa MC card no. _____
PAIA Electronics, dept. 2P1020 W. Wilshire, Okla. City, OK 73116

CIRCLE NO. 45 ON FREE INFORMATION CARD



Digital Multimeter

The Drake DM2350 Digital Multimeter is a convenient, small handheld liquid crystal display meter ideal for the serviceman or hobbyist. This 3 1/2 digit meter is auto-ranging, auto-zeroing, has polarity indication, and an over-range warning signal. Battery life is greater than 300 hours with a "low battery" indicator. A continuity test sounds a signal when circuit resistance is less than 20 ohms. Dc accuracy is a basic 0.8%.

Batteries, probes, 20 amp current shunt, spare fuse and soft carrying case all included at \$95.95

Add \$2.50 shipping and handling per order.

Send check with order and provide street address for UPS shipment. Ohio residents add Sales Tax. Charge card buyers may call toll free.

1-800-543-5613




In Ohio, or for information call:
1-513-866-2421

R. L. DRAKE COMPANY

540 Richard Street, Miamisburg, Ohio 45342

INSTITUTIONAL AND DEALER INQUIRIES INVITED
CIRCLE NO. 61 ON FREE INFORMATION CARD

Power Line Filters



These filters protect any sensitive electronic equipment from power line transient damage and radio frequency interference. Both models offer common mode and differential mode surge suppression for power line "spikes". Rf interference is suppressed using both inductive and capacitive components. Ideal for computers, test equipment or TV.

LF2 a duplex outlet, 120V, 8 amps max. . . \$39.95
 LF6 three separately filtered duplex outlets, 120 V, total fused capacity 15 amps, power switch and indicator lamp . . . \$59.95
 Add \$2.50 shipping and handling per order.

Send check with order and provide street address for UPS shipment. Ohio residents add Sales Tax. Charge card buyers may call toll free.

1-800-543-5613



In Ohio, or for information call: 1-513-866-2421

R. L. DRAKE COMPANY

540 Richard Street, Miamisburg, Ohio 45342

INSTITUTIONAL AND DEALER INQUIRIES INVITED

CIRCLE NO. 60 ON FREE INFORMATION CARD

dx listening


cellent at 0200-0300 GMT on 17,830 and 15,290 kHz. There's a good mix of Brazilian music and brief talk features. On Sundays the talks are on a single subject, alternating with music. The Sunday schedule for January is "History of Brazilian Soccer" (10th), "Classics of Brazilian Music" (17th), "Medicinal Herbs in Brazil" (24th), "Brazilian Folk Music" (31st).

The easily heard *Voice of Nicaragua* (5,950 kHz, evenings) was expecting to begin an English broadcast last March, but has not followed through. However, *Radio Zinica*, a tiny station at Bluefields on the Caribbean coast, where English is the primary local language, does have an English hour, "Revolution Now," at 0100 GMT. Unfortunately, it was discovered by DX listeners just a few days before the broadcasting strike in Canada was settled last September. Now the BBC relay on 6,120 kHz has resumed, effectively blocking *Radio Zinica*.

English-Language Listings. the following changes and additions should be made to the listings that appeared in the June issue. To make the corrections as concise as possible, only the GMT, station name, and frequency correction are given.

- 1000-1100 R. Korea 9570 only
- 1130-1230 R. Thailand 9650 not 9655
- 1200-1235 R. Ulan Bator 12070, 6383, not 1220-1250
- 1235-1245 V. of Greece 21460, not 21455
- 1330-1430 R. Korea 9720 ex-1230-1330
- 1400-1430 BRT, Belgium 21525, 21810 (Mon.-Fri.) ex-1335-1405
- 1400-1435 R. Ulan Bator 12070, 7235
- 1445-1520 R. Ulan Bator 12070
- 1535-1545 V. of Greece 21460, not 21455
- 1600-1615 R. Pakistan 15565
- 1800-0200 AFRTS not 17765
- 1830-1837 UN Radio 15120 (Fri.) not 15410
- 1845-1930 BRT, Belgium 17595 (Sun.) ex-1705-1750
- 1900-1930 UN Radio 15120 (Fri.) not 15410
- 1900-1930 R. Afghanistan 9665 (via USSR)
- 2010-2140 R. Havana Cuba 11950
- 2015-1115 R. New Zealand 15485, not 11960
- 2200-2245 BRT, Belgium 15285, 6080 (not Sun.)
- 2200-2230 R. Argentina add 9690
- 2200-0200 AFRTS 25615
- 0100-0130 R. Argentina add 9690
- 0100-0200 R. Australia 21650, not 21740 and 17795
- 0130-0140 V. of Greece 7295, ex-9655
- 0130-0200 Radio Budapest 6000; ex-.6025
- 0200-0230 ..
- 0300-0330 ..
- 0400-0415/30 ..
- 0200-0300 R. Korea 15575, 11810
- 0230-0300 R. Sweden add 17840 USB
- 0300-0330 R. Portugal 6155 or 6005
- 0330-0400 UAE Radio, Dubai 11755
- 0340-0350 V. of Greece 7295, ex-9650
- 0400-0500 FEBA, Seychelles 11810, 15200
- 0400-0700 TWR, Bonaire 9755, ex-9700
- 0645-0730 R. Berlin International 11890, 6080
- 0645-0700 UN Radio 9450 (Sat.) not 15125
- 0707-0715 ..
- 0737-0745 ..
- 0800-0815 ..

Put Professional Knowledge and a COLLEGE DEGREE in your Electronics Career through HOME STUDY



Earn Your DEGREE

No commuting to class. Study at your own pace, while continuing your present job. Learn from easy-to-understand lessons, with help from your home-study instructors whenever you need it.

In the Grantham electronics program, you first earn your A.S.E.T. degree, and then your B.S.E.T. These degrees are accredited by the Accrediting Commission of the National Home Study Council.

Our free bulletin gives full details of the home-study program, the degrees awarded, and the requirements for each degree. Write for *Bulletin ET-82*.

Grantham College of Engineering
 2500 So. LaCienega Blvd.
 Los Angeles, California 90034

NEW INDOOR ACTIVE ANTENNA

Covers 300 KHz - 30 MHz. For SWL, BCL, VLF DXers.

Rivals long wires

\$79.95 (+ \$4.00 shipping)



MFJ-1020 NEW INDOOR ACTIVE ANTENNA sits on your desk ready to listen to the world. Rivals can often exceed, reception of outside long wire. Unique Tuned Active Antenna minimizes intermod, provides RF selectivity, reduces noise outside tuned band. Also use as preselector for external antenna. Covers 300 KHz to 30 MHz in five bands. Adjustable telescoping antenna. Controls: Tune, Band Selector, Gain, On-Off/Bypass. LED, FET, bipolar circuitry. Phono jack for external ant. 6x2x6 inches. 9-12 VDC or 9 V battery for portable use. 110 VAC with optional AC adapter. \$7.95.

Order from MFJ and try it. If not delighted, return within 30 days for refund (less shipping).

One year unconditional guarantee. Order yours today. Call toll free 800-647-1800. Charge VISA, MC. Or mail check, money order.

CALL TOLL FREE ... 800-647-1800

MFJ Enterprises, Inc.
 BOX 494, MISS. STATE. MS 39762

CIRCLE NO. 36 ON FREE INFORMATION CARD

WARNING!

Electric Power Pollution, Spikes, Interference & Lightning HAZARDOUS to HIGH TECH EQUIPMENT!!



MicroComputers, VTR, Hi-Fi, Lasers, Spectrometers are often damaged or disrupted due to Power Pollution.

High Tech components may interact!

Our patented ISOLATORS eliminate equipment interaction, curb damaging Power Line Spikes, Tame Lightning bursts & clean up interference.

Isolated 3-prong sockets; integral Spike/Lighting Suppressor. 125 V, 15 A, 1875 W Total, 1 KW per socket.

ISO-1 ISOLATOR. 3 Isolated Sockets; Quality Spike Suppression; Basic Protection \$69.95

ISO-3 SUPER-ISOLATOR. 3 DUAL Isolated Sockets; Suppressor; Commercial Protection \$104.95

ISO-17MAGNUM ISOLATOR. 4 QUAD Isolated Skts; Suppressor; Laboratory Grade Protection \$181.95

Master-Charge, Visa, American Express
 TOLL FREE ORDER DESK 1-800-225-4876 (except AK, HI, MA, PR & Canada)

SATISFACTION GUARANTEED!

Electronic Specialists, Inc.

171 South Main Street, Natick, MA 01760

Technical & Non-800: 1-617-655-1532

CIRCLE NO. 18 ON FREE INFORMATION CARD

PROJECT OF THE MONTH

By Forrest M. Mims

Bomb-Burst Synthesizer

HERE's a circuit that realistically synthesizes the whistle and explosion of an aerial bomb or shell. This attention-getting sound sequence is generated by an SN76488, the Texas Instruments complex sound generator chip. This chip is used in some video arcade games to synthesize the sounds of race cars, gun shots and explosions.

The circuit diagram for the bomb-burst synthesizer is shown below. The circuit is adapted from one suggested in a Texas Instruments application note. Closing and then opening *S1* starts the sound sequence. Initially a tone having a frequency of a few kilohertz is produced. The frequency of the tone decreases over a span of several seconds. The tone is then replaced by the sudden and very realistic sound of an explosion.

The sound patterns produced by the SN76488 are governed by the RC (resistor-capacitor) time constants of the on-chip voltage controlled oscillator (vco), super low-frequency oscillator (slf), noise-generator filter and monostable multivibrator (one-shot). The detailed operation of these and the various other circuits contained in the SN76488 is beyond the scope of this column. (Consult the Texas Instruments' data sheet for more information.) However, we can examine how the various RC components control the operation of the circuit.

As shown in the schematic, vco RC components *R3* and *C3* control the overall frequency range of the pre-burst tone. Reducing the time constant by reducing either or both *R3* or *C3* produces a high-pitched whistle.

The duration of the tone is determined by the RC time constant of the on-chip one-shot. Increasing the value of either or both *R5* or *C5* stretches the duration of the pre-burst tone (or whistle), thus simulating a high-altitude bomb drop.

The sound of the explosion is governed

by the noise generator's output filter, *R1* and *C1*. Reducing *R1*, for example, to less than 100 kilohms suppresses the low-frequency component of the noise and gives a sound which resembles a stretched gun shot. Increasing *R1* to a megohm or more produces a deep, rumbling explosion.

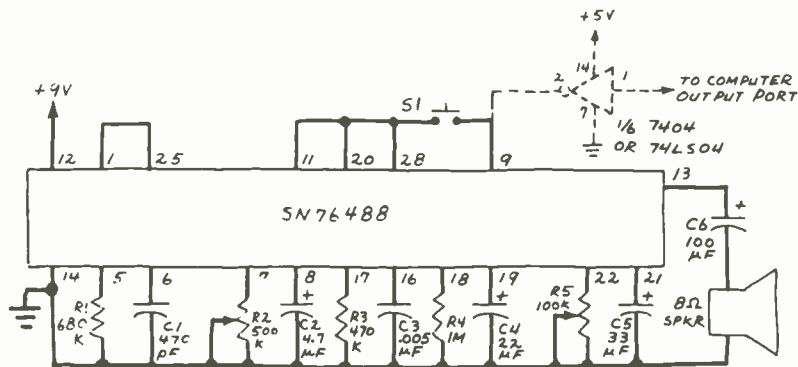
Duration of the explosion is controlled by the RC time constant of an on-chip decay circuit. Reducing *R2* or *C2* gives a very brief explosion which closely simulates a gun shot if the low-frequency component of the output from the noise generator is suppressed by reducing *R1*.

For best results, *R2* and *R5* should be trimmer resistors or potentiometers. For even more flexibility, *R1* and *R3* can also be pots.

An interesting variation of the tone-explosion sound sequence can be obtained by reducing *R4*. When, for example, *R4* is 2.2 kilohms, the gradually falling pitch of the whistle will be replaced by three up-down cycles of a siren followed by the explosion sound.

Other variations are also possible. Disconnect pins 1 and 25 and the explosion sound will be eliminated. Disconnect pin 11 to produce a continuous, nondecaying explosion after a silent delay period. Disconnect pin 20 to produce a gun shot or explosion after a silent delay. The length of the delay is controlled by *R2* and *C2*. Substitute pin 27 for pin 28 to give a descending whistle followed by a continuous explosion.

I've had so much fun with a bread-board version of this circuit that I'm going to assemble a permanent version in a small plastic enclosure. A pushbutton will permit manual activation of the sound sequence. A 7404 (or 74LS04) hex inverter connected to pin 9 will permit the sequence to be actuated by the output port on a computer. A gadget like this will make a great gift for a youngster. ♦



POPULAR ELECTRONICS

Be an Electrician

**CONSTRUCTION
MAINTENANCE
CONTRACTOR**

Train at home
in spare time

MAKE MORE MONEY! Check out Electrician's wages against the kind of money you make now!

Even before you're ready to go after a full-time job as an electrician, you could be making extra money doing odd jobs for friends and neighbors. And think of the money you'll be able to save doing your own electrical work. Learn to specify and install wiring, operate and control motors and generators, use and maintain transformers and storage batteries.

We show you how to troubleshoot for short circuits, overloads and open wires. You'll be ready to take almost any electrician licensing examination offered by state, city or county. Because opportunities vary from time to time and from one part of the country to another, we encourage you to check on the job market in your area. Mail coupon for free facts and results of survey showing employment success of our graduates.

NO NEED TO QUIT YOUR JOB OR REGULAR SCHOOL Everything explained in easy-to-understand language with plenty of drawings, diagrams and photos. Tools, materials, test equipment included with course. You learn at your own pace. No time wasted traveling to class. Teachers are as close as your telephone. No charge! Use our toll-free 24-hour home-study hotline as soon as you enroll. **MAIL COUPON TODAY!**

IGS SINCE 1891 **ELECTRICIAN SCHOOL**, Dept. PDOC1
IGS Center, Scranton, PA 18515

Rush free facts that tell how I can train at home in spare time to be an electrician. No obligation, no salesman will call!

NAME: _____ AGE: _____
ADDRESS: _____
CITY/STATE/ZIP: _____

POLY PAKS

FREE!
1982
DISCOUNT
ELECTRONICS
CATALOG

JOIN THE PAK!
Send for our Free catalog and become a member of our exclusive Pak. Our members receive Poly Paks' exciting catalog several times a year. We offer: Penny Sales, Free Premiums and Low, Low Prices on a wide variety of Electronic Products such as Computer Peripherals, Integrated Circuits, Speakers, Audio Equipment, Rechargeable Batteries, Solar Products, Semiconductors, and much, much more! Take advantage of our 25 years as America's foremost Supplier of discount electronics.

RUSH ME YOUR FREEDISCOUNT CATALOG!

NAME: _____
ADDRESS: _____
CITY: _____
STATE: _____ ZIP: _____

CLIP AND MAIL COUPON TODAY TO:
POLY PAKS, INC.
P.O. BOX 942, PO-2
S. LYNNFIELD, MA. 01940 (617) 245-3828

CIRCLE NO. 46 ON FREE INFORMATION CARD

There's no place like Radio Shack's Parts Place™

No waiting! Huge selection! Top quality and value!

A SPDT DIP relay

5 VDC, 56-ohm coil. Ideal for transistor projects and low-power switching. Contacts rated 1 amp at 125 VAC. For socket or PC board mounting. Just $3/8 \times 5/8 \times 7/16$ ".
275-216 2.99

B Mercury switch

Subminiature size, rated 100 milliamps at 24 VDC. Great for anti-tamper alarms and position sensing. 275-025 ... 89¢

C Lighted switch

SPST. Looks great in projects or vehicles. Red LED in handle glows when "on." Rated 5 amps. 12 VDC only.
275-680 2.99

D DPDT knife switch

For model railroads, reversing polarity, antenna switching, and many other low-voltage uses. 275-1537 99¢

E Six mini red lamps

Cute incandescents for model railroads, dials, winker-blinker boxes and more. 60 milliamps at 6 volts. 5" leads.
272-1144 ... Pkg. of 6/99¢

F "Helping Hands"

This sturdy, fully adjustable holder frees your hands for easier building and repair. Cast iron base, nickel-plated clamps. 64-2093 7.95

G 25-range VOM

Ready-to-use Micronta® multi-tester features a mirrored scale and 20,000 ohms per volt DC sensitivity. Measures 0 to 1200 volts DC in seven ranges, 0 to 1200 volts AC in five ranges. DC current, 0 to 250 milliamps in four ranges. Resistance in four ranges. Decibels, -20 to +63 in five ranges. $5\frac{1}{2} \times 3\frac{3}{8} \times \frac{1}{2}$ ". Requires "AA" battery. 22-202 27.95

H IF amplifier

MC1350. Operates from DC to beyond 60 MHz. 8-pin DIP with specs. 276-1758 2.19

J Video detector



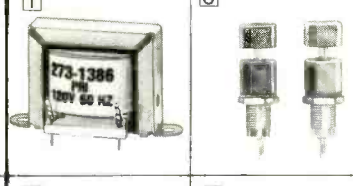
MC1330. Excellent linearity. Used in many late-model TV receivers. Separate video and AFT outputs. 8-pin with specs. 276-1757 2.49

K FM detector

MC1358/CA3065. IF amp, FM detector, audio driver in a 14-pin. 276-1759 1.79

L Ohm's law guide

Pocket slide rule solves Ohm's law and parallel resistance problems—a real timesaver for your workbench!
271-1211 49¢

M Three mini motors

Ideal for solar displays, models and more. $1\frac{1}{2}$ to 6 VDC. 273-208 Pkg. of 3/1.49

N Test clips

Spring action—a "must" for testing on crowded boards. $3\frac{1}{2}$ " long. One red, one black. 270-352 Pkg. of 2/1.69

O IF filter

SFE10.7MA5-A. Full-spec, 3-lead ceramic device for 10.7 MHz FM IFs. 272-1301 Pkg. of 2/1.99

P Schottky IC sale!

All are first-quality devices, include pin-out and specs.

Type	Cat. No.	Reg.	SALE
74LS00	276-1900	.79	.59
44LS02	276-1902	.79	.59
74LS04	276-1904	.79	.59
74LS08	276-1908	.79	.59
74LS32	276-1915	.89	.69
74LS74	276-1919	.79	.59
74LS75	276-1920	.99	.79
74LS90	276-1923	1.09	.89
74LS123	276-1926	1.49	1.19
74LS138	276-1939	1.19	.99
74LS161	276-1931	1.39	1.09
74LS164	276-1932	1.39	1.09
74LS175	276-1934	1.19	.99
74LS193	276-1936	1.49	1.19
74LS240	276-1940	1.99	1.49
74LS244	276-1941	1.99	1.49
74LS245	276-1942	2.99	1.99
74LS367	276-1835	1.29	.99
74LS373	276-1943	2.39	1.59
74LS374	276-1944	2.39	1.59

Q Logic probe

Indicates high, low or pulsed logic states with easy-to-read LEDs. Overload and reverse polarity protected.

22-301 19.95

R Portable mini vise

Handy for soldering, glueing, drilling. Instant vacuum mount on any smooth non-porous surface. 64-2094 2.99

S Tech books

Understanding Satellite Communications Systems. 256 pages. 62-2018 ... 2.95
Understanding Optronics. 62-1384 2.95
Understanding Computer Science. 62-1383 2.95

T Transformer

Primary: 120 VAC. Secondary: 24 VAC at 300 milliamps. Top quality. 273-1386 3.49

U Binding posts

Pushbutton release and secure contact. One red, one black. 274-660 Pkg. of 2/1.39

V PC transfers

Simply rub strips, circles, pads on your board and etch! 276-1577 Set of 4/2.49

W Project cabinet

Distinctive 2-tone styling with easy-to-work end panels. $2\frac{1}{4} \times 5 \times 5\frac{1}{4}$ ". 270-218 ... 7.95

Radio Shack®

A DIVISION OF TANDY CORPORATION • OVER 8200 LOCATIONS IN 73 COUNTRIES

Retail prices may vary at individual stores and dealers.

16K Memory

4116-200ns

8/15.95

ALL MERCHANDISE 100% GUARANTEED!

CALL US FOR VOLUME QUOTES

EPROMS

			Each	8 pcs
1702	256 x 8	(1ns)	4.95	4.50
2708	1024 x 8	(450ns)	2.99	2.75
2758	1024 x 8	(5V) (450ns)	9.95	8.95
TMS2516	2048 x 8	(5V) (450ns)	6.95	5.95
2716	2048 x 8	(5V) (450ns)	5.50	4.95
2716-1	2048 x 8	(5V) (350ns)	9.00	8.50
TMS2716	2048 x 8	(450ns)	9.95	8.95
TMS2532	4096 x 8	(5V) (450ns)	12.95	11.95
2732	4096 x 8	(5V) (450ns) (200ns)	CALL	CALL
2764	8192 x 8	(5V) (450ns)	CALL	CALL

DYNAMIC RAMS

				100 pcs
4027	4096 x 1	(250ns)	2.50	2.00
4116-120	16,384 x 1	(120ns)	8/29.95	CALL
4116-150	16,384 x 1	(150ns)	8/18.95	1.95
4116-200	16,384 x 1	(200ns)	8/15.95	1.80
4116-300	16,384 x 1	(300ns)	8/14.95	1.75
4164	64,536 x 1	(200ns)	CALL	CALL

STATIC RAMS

				100 pcs
2101	256 x 4	(450ns)	1.95	1.85
2102-1	1024 x 1	(450ns)	.89	.85
21L02-4	1024 x 1	(LP) (450ns)	1.29	1.15
21L02-2	1024 x 1	(LP) (250ns)	1.69	1.55
2111	256 x 4	(450ns)	2.99	2.49
2112	256 x 4	(450ns)	2.99	2.79
2114	1024 x 4	(450ns)	8/16.95	1.95
2114L-2	1024 x 4	(LP) (200ns)	8/19.95	2.35
2114L-3	1024 x 4	(LP) (300ns)	8/18.95	2.25
2114L-4	1024 x 4	(LP) (450ns)	8/17.95	2.10
2147	4096 x 1	(55ns)	9.95	CALL
TMS4044-4	4096 x 1	(450ns)	3.49	3.25
TMS4044-3	4096 x 1	(300ns)	3.99	3.75
TMS40L44-2	4096 x 1	(LP) (200ns)	4.49	4.25
TMM2016	2048 x 8	(200ns) (150ns)	CALL	CALL
HM6116	2048 x 8	(200ns) (150ns) (120ns)	CALL	CALL

LP = LOW POWER

CRYSTALS

32.768 KHZ	3.95
1.0 MHZ	4.95
1.8432	4.95
2.0	3.95
2.097152	3.95
2.4576	3.95
3.2768	3.95
3.579545	3.95
4.0	3.95
5.0	3.95
5.0688	3.95
5.185	3.95
5.7143	3.95
6.5536	3.95
8.0	3.95
10.0	3.95
14.31818	3.95
18.0	3.95
18.432	3.95
20.0	3.95
22.1184	3.95
32.0	3.95

MISC.

AY5-2376	12.50
11C90	13.95
XR2206	4.95
3242	7.95
3480	9.00
MC4024	3.95
MC4044	4.50
7103	9.50
7106	9.95
7107	12.95
76477	3.95
8038	3.95
95H90	7.99
9602	1.50

DISC CONTROLLERS

1771	24.95
1791	36.95
1793	44.95
1797	54.95

UARTS

AY3-1014	6.95
AY5-1013	3.95
TR1602	4.95
IM6402	7.95

INTERFACE

8T26	1.69
8T28	2.49
8T95	.99
8T96	.99
8T97	.99
8T98	.99
DM8131	2.95
DS8836	1.29

CLOCK CIRCUITS

MM5369	3.95
MM5375	3.95
MMS5832	7.45
7207	7.50
7208	15.95

CONVERTERS

MC1408 L8	4.95
DAC-0800	4.95
ADC-0804	4.95

February Specials

Z-80A-CPU	6.00
Z-80A-PIO	6.00
8214	2.95
8216	1.50
6800	4.95
6810	3.95

TMS 40L44-20

4096 x 1 low power 200ns RAMS

By Texas Instruments - not equivalent part number made by another manufacturer as sold by others:

4.49 each 125.00/32 pcs.

Specials end Feb. 28, 1982

Please state "February Specials

when ordering

800-538-5000

800-662-6279

(CALIFORNIA RESIDENTS)

CALL JDR BEFORE YOU BUY!

WE WILL BEAT ANY COMPETITORS' PRICES

6502

6502	6.95
6502-A	12.95
6504	6.95
6505	8.95
6507	9.95
6520	4.35
6522	9.95
6532	14.95
6551	11.85

Z80

Z80-CPU	8.95
Z80A-CPU	6.00
Z80-P10	6.50
Z80A-P10	6.00
Z80-CTC	5.95
Z80A-CTC	8.65
Z80-DART	15.25
Z80A-DART	18.75
Z80-DMA	17.50
Z80A-DMA	27.50
Z80-S10/0	23.95
Z80A-S10/0	28.95
Z80-S10/1	23.95
Z80A-S10/1	28.95
Z80-S10/2	23.95
Z80A-S10/2	28.95
Z80-S10/09	17.95
Z80A-S10/9	22.95

Z80B-CPU	18.95
Z80B-CTC	17.95
Z80B-P10	17.95

Z8671	39.95
Z6132	34.95

CMOS

74C00	.35	74C374	2.75	4019	.45	4098	2.49
74C02	.35	74C901	.80	4020	.95	4099	1.95
74C04	.35	74C902	.85	4021	.95	14409	12.95
74C08	.35	74C903	.85	4022	1.15	14410	12.95
74C10	.35	74C905	10.95	4023	.35	14411	11.95
74C14	1.50	74C906	.95	4024	.75	14412	12.95
74C20	.35	74C907	1.00	4025	.35	14419	4.95
74C30	.35	74C908	2.00	4026	1.65	4502	9.95
74C32	.50	74C909	2.75	4027	.65	4503	.65
74C42	1.75	74C910	9.95	4028	8.00	4508	1.95
74C48	2.10	74C911	10.00	4029	.95	4510	.95
74C73	.65	74C912	10.00	4030	.45	4511	.95
74C74	.85	74C914	1.95	4034	2.95	4512	.95
74C76	.80	74C915	2.00	4035	.85	4514	1.25
74C83	1.95	74C918	2.75	4040	.95	4515	2.25
74C85	1.95	74C920	17.95	4041	1.25	4516	1.55
74C86	.95	74C921	15.95	4042	.75	4518	1.25
74C89	4.50	74C922	5.95	4043	.85	4519	1.25
74C90	1.75	74C923	5.95	4044	.85	4520	1.25
74C93	1.75	74C925	6.75	4046	.95	4522	1.25
74C95	1.75	74C926	7.95	4047	.95	4526	1.25
74C107	1.00	74C927	7.95	4049	.55	4527	1.95
74C150	5.75	74C928	7.95	4050	.55	4528	1.25
74C151	2.25	74C929	19.95	4051	.95	4531	.95
74C154	3.25	74C930	19.95	4053	.95	4532	1.95
74C157	1.75	4000	.35	4060	1.45	4538	1.95
74C160	2.00	4001	.35	4066	.75	4539	1.95
74C161	2.00	4002	.25	4068	.40	4543	2.70
74C162	2.00	4006	.95	4069	.35	4555	.95
76C163	2.00	4007	.29	4070	.35	4556	.95
74C164	2.00	4008	.95	4071	.30	4581	1.95
74C165	2.00	4009	.45	4072	.30	4582	1.95
74C173	2.00	4010	.45	4073	.30	4584	.95
74C174	2.25	4011	.35	4075	.30	4585	.95
74C175	2.25	4012	.25	4076	.95	4702	12.95
74C192	2.25	4013	.45	4078	.30	4724	1.50
74C193	2.25	4014	.95	4081	.30	80C07	.95
74C195	2.25	4015	.95	4082	.30	80C95	.85
74C200	5.75	4016	.45	4085	.95	80C96	.95
74C221	2.25	4017	1.15	4086	.95	80C97	.95
74C373	2.75	4018	.95	4093	.95	80C98	1.20

74LS00 SERIES

74LS00	.25	74LS85	1.15	74LS166	2.40	74LS293	1.85
74LS01	.25	74LS86	.40	74LS168	1.75	74LS295	1.05
74LS02	.25	74LS90	.65	74LS169	1.75	74LS298	1.20
74LS03	.25	74LS91	.89	74LS170	1.75	74LS324	1.75
74LS04	.25	74LS92	.70	74LS173	.80	74LS352	1.55
74LS05	.25	74LS93	.65	74LS174	.95	74LS353	1.55
74LS08	.35	74LS94	.85	74LS175	.95	74LS363	1.35
74LS10	.25	74LS95	.85	74LS181	2.15	74LS364	1.95
74LS11	.35	74LS96	.95	74LS189	9.95	74LS365	.95
74LS12	.35	74LS107	.40	74LS190	1.00	74LS366	.95
74LS13	.45	74LS109	.40	74LS191	1.00	74LS367	.70
74LS14	1.00	74LS112	.45	74LS192	.85	74LS368	.70
74LS15	.35	74LS113	.45	74LS193	.95	74LS373	.99
74LS20	.25	74LS114	.50	74LS194	1.00	74LS374	1.75
74LS21	.35	74LS122	.45	74LS195	.95	74LS377	1.45
74LS22	.25	74LS123	.95	74LS196	.85	74LS378	1.18
74LS26	.35	74LS124	2.99	74LS197	.85	74LS379	1.35
74LS27	.35	74LS125	.95	74LS221	1.20	74LS385	1.90
74LS28	.35	74LS126	.85	74LS240	.99	74LS386	.65
74LS30	.25	74LS132	.75	74LS241	.99	74LS390	1.90
74LS32	.35	74LS136	.55	74LS242	1.85	74LS393	1.90
74LS33	.55	74LS137	.99	74LS243	1.85	74LS395	1.65
74LS37	.55	74LS138	.75	74LS244	.99	74LS399	1.70
74LS38	.35	74LS139	.75	74LS245	1.90	74LS424	2.95
74LS40	.35	74LS145	1.20	74LS247	.76	74LS447	.37
74LS42	.55	74LS147	2.49	74LS248	1.25	74LS490	1.95
74LS47	.75	74LS148	1.35	74LS249	.99	74LS668	1.69
74LS48	.75	74LS151	.75	74LS251	1.30	74LS669	1.89
74LS49	.75	74LS153	.75	74LS253	.85	74LS670	2.20
74LS51	.25	74LS154	2.35	74LS257	.85	74LS674	9.65
74LS54	.35	74LS155	1.15	74LS258	.85	74LS682	3.20
74LS55	.35	74LS156	.95	74LS259	2.85	74LS683	2.30
74LS63	1.25	74LS157	.75	74LS260	.65	74LS684	2.40
74LS73	.40	74LS158					

2716 EPROMS 450NS (5V)

8/4.95 ea.

ALL MERCHANDISE 100% GUARANTEED!

CALL US FOR VOLUME QUOTES

8000

8035	16.95
8039	19.95
8080A	3.95
8085	12.95
8085A-2	16.95
8086	99.95
8088	39.95
8155	11.95
8156	11.95
8185	29.95
8185-2	39.95
8741	39.95
8748	29.95
8755	44.95

8200

8202	45.00
8205	3.50
8212	1.85
8214	3.85
8216	1.80
8224	2.50
8226	1.80
8228	4.90
8237	19.95
8238	4.95
8239	4.85
8243	4.45
8250	14.95
8251	4.75
8253	9.25
8253-5	9.85
8255	4.75
8255-5	5.25
8257	8.75
8259	6.90
8272	39.95
8275	29.95
8279	9.50
8279-5	10.50
8282	6.65
8283	6.65
8284	5.70
8286	6.65
8287	6.50
8288	25.00
8289	49.95

TV CIRCUITS

MC1330	1.89
MC1350	1.29
MC1358	1.79
LM360	1.29
LM366	1.50
LM565	.99
LM7-1	.29
LM1C10	2.90
LM1E00	2.99
LM1E99	1.49



APPLE FAN \$69.00

- EXTRA PLUG-IN CARDS CAN CAUSE YOUR APPLE TO OVERHEAT
- ULTRA-QUIET APPLE FAN DRAWS COOL AIR THROUGH YOUR COMPUTER
- ELIMINATES DOWN TIME
- SAVES REPAIR CHARGES
- INCREASES RELIABILITY
- CLIPS ON — NO HOLES OR SCREWS
- COLOR MATCHES APPLE
- LONG LIFE LOW NOISE MOTOR



* APPLE IS A TRADEMARK OF APPLE COMPUTER INC.

EPROM ERASERS

PE-14	78.50
PE-14T (with timer)	108.50
PE-24T (with timer)	154.50

ALL ARE HIGH QUALITY UNITS ENCLOSED IN A BLACK ANODIZED ALUMINUM ENCLOSURE.

OUR AD MAY BE IMITATED BUT OUR SERVICE CAN NEVER BE DUPLICATED.

6800

6800	5.70
6802	10.95
6808	9.95
6809	24.95
6809E	29.95
6810	4.60
6820	4.95
6821	4.95
6828	9.95
6834	16.95
6840	14.95
6843	42.95
6844	44.95
6845	16.95
6847	15.95
6850	4.75
6852	5.75
6860	10.95
6862	11.95
6875	6.95
6880	2.95
68BC0	10.95
68B21	12.95
68B50	12.95

LEDS

JL mbo Red	10/1.00
JL mbo Green	6/1.00
JL mbo Yellow	6/1.00
5C 82-7760 .43°C	.79
MAN74 .3°C	.99
MAN72 .3°C	.99

VOLTAGE REG'S

7805T	.75	7905T	.89
7808T	.95	7912T	.89
7812T	.75	7915T	1.19
7815T	.95	7924T	1.19
7824T	.95		
7805K	1.35	7905K	1.49
7812K	1.35	7912K	1.49
7815K	1.35	7915K	.79
78L05	.65	79L12	.79
78L12	.65	79L15	.79
78L15	.65		
LM309K	1.45	LM317K	3.95
LM317T	1.95	LM323K	4.95
		LM337K	3.95

T = TO-220 K = TO-3 L = TO-92

LINEAR

LM301V	.34
LM308V	.98
LM309K	1.49
LM311	.64
LM317T	1.95
LM317K	3.95
LM318	1.49
LM324	.59
LM323K	4.95
LM337	.99
LM337K	3.95
LM379	2.29
LM380	1.29
LM386V	1.50
LM555V	.39
LM556	.69
LM565	.99
LM566V	1.49
LM567V	1.29
LM723	.49
LM733	.98
LM741V	.29
LM747	.79
LM748V	.59
LM1310	2.90
MC1330V	1.89
MC1350V	1.29
MC1358	1.79
LM1414	1.59
LM1458V	.69
LM1488	.99
LM1489	.99
LM1800	2.99
LM1889	2.49
LM3900	.59
LM3909V	.98
LM3914	3.95
LM3915	3.95
LM3916	3.95
75451V	.39
75452V	.39
75453V	.39

74S00 SERIES

74S00	.44	74S74	.69	74S163	3.75	74S257	1.39
74S02	.48	74S85	2.39	74S168	4.35	74S258	1.49
74S03	.48	74S86	1.44	74S169	5.44	74S260	1.83
74S04	.79	74S112	1.59	74S174	1.09	74S274	19.95
74S05	.79	74S113	1.98	74S175	1.09	74S275	19.95
74S08	.48	74S114	1.50	74S181	4.47	74S280	2.90
74S09	.98	74S124	2.77	74S182	2.35	74S287	4.75
74S10	.69	74S132	1.24	74S188	3.35	74S288	4.45
74S11	.88	74S133	.98	74S189	14.35	74S289	6.98
74S15	.70	74S134	.69	74S194	2.35	74S301	6.95
74S20	.68	74S135	1.48	74S195	1.39	74S373	3.45
74S22	.98	74S138	1.08	74S196	4.30	74S374	3.45
74S30	.48	74S139	1.25	74S197	4.25	74S381	7.95
74S32	.98	74S140	1.45	74S201	14.35	74S387	5.75
74S37	1.87	74S151	1.19	74S225	8.35	74S412	2.98
74S38	1.68	74S153	1.19	74S240	3.38	74S471	9.95
74S40	.44	74S157	1.19	74S241	3.75	74S472	16.85
74S51	.78	74S158	1.45	74S244	3.38	74S474	17.85
74S64	.79	74S161	2.85	74S251	1.30	74S482	15.60
74S65	1.25	74S162	3.70	74S253	7.45	74S570	7.80
						74S571	7.80

TRANSISTORS

PN2222	10/1.00	100/	8.99
2N2222	.25	50/10.99	
2N2907	.25	50/10.99	
2N3055	.79	10/	6.99
2N3904	10/1.00	100/	8.99
2N3906	10/1.00	100/	8.99
1N4148 (1N914)		10/	1.00
1N4004		25/	1.00

7400 SERIES

7400	.19	7451	.23	74136	.50	74186	18.50
7401	.19	7453	.23	74141	.65	74190	1.15
7402	.19	7454	.23	74142	2.95	74191	1.15
7403	.19	7460	.23	74143	2.95	74192	.79
7404	.19	7470	.35	74144	2.95	74193	.79
7405	.22	7472	.29	74145	.60	74194	.85
7406	.22	7473	.34	74147	1.75	74195	.85
7407	.22	7474	.35	74148	1.20	74196	.79
7408	.24	7475	.49	74150	1.35	74197	.75
7409	.19	7476	.35	74151	.65	74198	1.35
7410	.19	7480	.59	74152	.65	74199	1.35
7411	.25	7481	1.10	74153	.55	74221	1.35
7412	.30	7482	.95	74154	1.40	74246	1.35
7413	.35	7483	.50	74155	.75	74247	1.25
7414	.55	7485	.65	74156	.65	74248	1.85
7416	.25	7486	.35	74157	.55	74249	1.95
7417	.25	7489	4.95	74159	1.65	74251	.75
7420	.19	7490	.35	74160	.85	74259	2.25
7421	.35	7491	.40	74161	.70	74265	1.35
7422	.29	7492	.50	74162	.85	74273	1.95
7423	.29	7493	.49	74163	.85	74276	1.25
7425	.29	7494	.65	74164	.85	74279	.75
7426	.29	7495	.55	74165	.85	74283	2.00
7427	.29	7496	.70	74166	1.00	74284	3.75
7428	.45	7497	2.75	74167	2.95	74285	3.75
7430	.19	74100	1.00	74170	1.65	74290	.95
7432	.29	74107	.30	74172	5.95	74293	.75
7433	.45	74109	.45	74173	.75	74298	.85
7437	.29	74110	.45	74174	.89	74351	2.25
7438	.29	74111	.55	74175	.89	74365	.65
7440	.19	74116	1.55	74176	.89	74366	.65
7442	.49	74120	1.20	74177	.75	74367	.65
7443	.65	74121	.29	74178	1.15	74368	.65
7444	.69	74122	.45	74179	1.75	74376	2.20
7445	.69	74123	.55	74180	.75	74390	1.75
7446	.59	74125	.45	74181	2.25	74393	1.35
7447	.69	74126	.45	74182	.75	74425	3.15
7448	.69	74128	.55	74184	2.00	74426	.85
7450	.19	74132	.45	74185	2.00	74490	2.55

HOURS: Mon. - Fri., 9 to 5; Sat. 11 to 3

VISIT OUR RETAIL STORE!



JDR MICRODEVICES, INC.
1224 S. Bascom Ave.
San Jose, CA 95128
800-538-5000 • 800-662-6279 (CA)
(408) 995-5430 • Telex 171-110

TERMS: For shipping include \$2.00 for UPS Ground, \$3.00 for UPS Blue Label Air. \$10.00 minimum order. Bay Area residents add 6 1/2% sales tax. California residents add 6% sales tax. We reserve the right to limit quantities and substitute manufacturer. Prices subject to change without notice. Send SASE for complete list.

National Semiconductor Clock Modules

12VDC AUTOMOTIVE/INSTRUMENT CLOCK

APPLICATIONS:

- In-dash autostocks
- After-market auto/RV clocks
- Aircraft marine clocks
- 12VDC oper. instru.
- Portable/battery powered instrumts.

Features: Bright 0.3" green display. Intrinsic crystal time-base. ±0.5 sec./day accur. Auto. display brightness control logic. Display color filterable to blue, blue-green, green & yellow. Complete - just add switches and lens.

MA1003 Module (3.85" Lx1.75" Hx.38" D), \$16.95

CLOCK MODULES

MA1023 .7" Red Digital LED Clock Module	8.95
MA1026 .7" Dig. LED Alarm Clock/Thermometer	18.95
MA5036 .3" Red Digital LED Clock/Timer	6.95
MA1002 .5" Red Digital LED Clock & Xformer	9.95
MA1010 .8" Red Digital LED Clock	7.95
MA1032 CBA .5" Digital LCD Clock	17.95
MA1043 .7" Green Digital LED Clock	8.95

TRANSFORMERS

102-P20 Xformer for MA1023, 1043 & 5036 Mods.	3.49
102-P22 Xformer for MA1026 Clock Modules	3.49
102-P24 Xformer for MA1010 Clock Modules	3.49

Sun Power Your Electronics! SOLAR CELL PANEL KIT

Features:

- Output: 10VDC, to 100mA in Series 5VDC, to 200mA in Parallel
- Panel may be easily connected in Series or Parallel
- Over 11 square inches of active cell surface
- Voltage line tap @ 0.5V increments
- Provision for charging batteries
- Overall panel size: 4 1/4" L x 4 1/2" W x 1/8" D

The JE305 Solar Cell Panel Kit contains 20 solar cells. On the panel board are power line taps which allow the user to select voltages (one voltage at a time) from 0.5VDC to 10VDC. The applications of each panel can be further expanded by coupling additional panels in series for more voltage or in parallel for more current. The premium grade solar cells provide the current necessary for the operation of most portable transistor radios, small battery powered cassette tape players and unlimited experimental solar projects.

JE305 \$39.95

EPROM Erasing Lamp

- Erases 2708, 2716, 1702A, 5203Q, 5204Q, etc.
- Erases up to 4 chips within 20 minutes.
- Maintains constant exposure distance of one inch.
- Special conductive foam liner eliminates static build-up.
- Built-in safety lock to prevent UV exposure.
- Complete - only 7.5" H x 2.7" B x 2" D
- Complete with holding tray for 4 chips.

UVS-11EL Replacement Bulb \$16.95

UVS-11E \$79.95

JOYSTICKS

JS-5K 5K Linear Taper Pots \$5.25

JS-100K 100K Linear Taper Pots \$4.95

JVC-40 40K (2) Video Controller in case \$4.95

ALLIGATOR CLIP TEST LEADS

15" LONG LEADS

Heavy-duty leads, color coded. Insulated alligator clip on each end. 15" long. Two each black, red, blue, white and yellow.

#ALCP (10 per pack) \$2.95/pkg.

JE215 Adjustable Dual Power Supply

General Description: The JE215 is a Dual Power Supply with independent adjustable positive and negative output voltages. A separate adjustment for each of the supplies provides the user unlimited applications for IC current voltage requirements. The supply can also be used as a general all-purpose variable power supply.

FEATURES:

- Adjustable regulated power supplies, pos. and neg. 12VDC to 15VDC.
- Power Output (each supply): 5VDC @ 500mA, 10VDC @ 750mA, 12VDC @ 500mA, and 15VDC @ 175mA.
- Two, 3 terminal adj. IC regulators with thermal overload protection.
- Heat sink regulator cooling
- LED "on" indicator
- Printed Board Construction
- 120VAC input
- Size: 3-1/2" W x 5-1/16" L x 2" H

JE215 Adj. Dual Power Supply Kit (as shown) . . . \$24.95

(Picture not shown but similar in construction to above)

JE200 Reg. Power Supply Kit (5VDC, 1 amp) . . . \$14.95

JE205 Adapter Brd. (to JE200) ±5.9 & ±12V. \$12.95

JE210 Var. Pwr. Sply. Kit, 5-15VDC, to 1.5amp. \$19.95

MICROPROCESSOR COMPONENTS

8080A/8080A SUPPORT DEVICES

INS8000A CPU	4.95
DP8212 8-Bit Input/Output	3.25
DP8214 Priority Interrupt Controller	3.95
DP8216 8-Bit Direct/Indirect Address Driver	3.95
DP8224 Clock Generator/Driver	3.95
DP8226 Bus Controller	3.49
DP8228 System Controller/Bus Driver	4.95
DP8238 System Controller	5.95
INS8243 I/O Expander for 48 Series	9.95
INS8250 Asynchronous Comm. Element	16.95
DP8251 Parallel I/O (LSART)	4.95
DP8253 Prog. Interval Timer	8.95
DP8255 Prog. Peripheral I/O (PPH)	5.95
DP8256 Prog. DMA Controller	8.95
DP8259 Prog. Interrupt Controller	8.95
DP8275 Prog. CRT Controller	29.95
DP8279 Prog. Keyboard/Display Interface	4.95
DP8303 System Timing Element	6.95
DP8304 8-Bit Bi-Directional Receiver	3.95
DP8307 8-Bit Bi-Directional Receiver	3.95
DP8308 Octal Latched Peripheral Driver	5.25
DP8310 Octal Latched Peripheral Driver	5.25

6800/6800 SUPPORT DEVICES

MC6800 MPU	7.95
MC6802 CPU with Clock and RAM	14.95
MC6801A 128-Byte Static RAM	4.50
MC6802 Peripheral Inter. Adapt (MC6802)	7.45
MC6808 Peripheral Interrupt Controller	17.95
MC6809 8-Bit CPU (MC6809A/B)	14.95
MC6850 Asynchronous Comm. Adapter	6.95
MC6862 Synchronous Serial Data Adapter	6.95
MC6860 2400bps Digital Modem	12.95
MC6862 2400bps Modulator	12.95
MC6880A Quad 3-State Bus Trans. (MC6878)	2.25

DATA ACQUISITION (CONTINUED)

ADC0808CN 8-Bit A/D Converter (8-Ch. Multil.)	5.25
ADC0812CN 8-Bit A/D Converter (16-Ch. Multil.)	6.95
DAC1001CN 10-Bit D/A Conv. Micro. Comp. (0.20% Lin.)	11.95
DAC1002CN 10-Bit D/A Conv. Micro. Comp. (0.20% Lin.)	11.95
DAC1003CN 10-Bit D/A Converter (0.20% Lin.)	4.99
DAC1004CN 10-Bit D/A Converter (0.20% Lin.)	4.99
DAC1005CN 10-Bit D/A Converter (0.20% Lin.)	5.99
COM0401 8-Bit Binary Multiplexer	1.39
A-V-51013 30K BAUD UART	1.49

RAM'S

1101 256x1 Static	6.95
1201 512x1 Static	9.95
1204 1024x1 Dynamic	3.95
2001 (801) 256x4 Static	3.95
2102 1024x1 Static	1.75
2120 1024x1 Static	1.95
2111 (811) 256x4 Static	3.95
2112 1024x4 Static MOS	4.99
2114 1024x4 Static 4MOS	4.99
2114 1024x4 Static 200ns Low Power	3.95
2114 1024x4 Static 200ns Low Power	3.95
2114 1024x4 Static 200ns Low Power	6.95
2114 1024x4 Static 200ns Low Power	3.95
4184-1 (UPD4184) 16Kx1 Dynamic 250ns (MM5200-4)	2.95
4184-3 64K Dynamic 250ns	19.95
MM2167 4096x1 Fast 10ns	7.95
5101 256x4 Static	3.95
MM5261 1024x1 Dynamic Fully Decoded	7.95
5204 256x4 Dynamic	4.95
MM5204 4096x1 Dynamic	4.95
MM5206-2 (4118) 8K Dynamic 150ns (UPD4184-3)	2.95
MM5206-3 8K Dyn. 200ns (Single +5V)	2.95
HMG164 16-Bit (2Kx8) Static 200ns	14.95
8255 8255 8-Bit RAM (16x40C)	3.49
MM5211 (MM5211) 8K Dynamic 16-pin	3.95
TM5404-45NL 4K Static	3.95
TM5405 1024x4 Static	9.95

PROMS/EPROMS

120A 256x1 Erasable PROM	4.95
2708 8K EPROM	8.95
TM5271E 16K EPROM (+5V, +12V)	9.95
27E101E (27E101) 8K EPROM (Single +5V)	8.95
27E101E (27E101) 8K EPROM	17.95
2708 8K EPROM (40ns) (Single +5V)	7.49
2708 8K EPROM (Hitachi) (HM2708)	49.95
2708 8K EPROM	49.95
82511 (82511) 32x8 PROM (Open Collector)	3.95
82511 4096 Bipolar PROM	14.95
82511 (82511) 8K Dynamic Bipolar PROM	3.95
82518 8K EPROM	16.95

— Over 30 More PROMS Listed in Our Catalog —

MICROPROCESSOR CHIPS

280 (780C) CPU (MM3800-4) (4MHz)	11.95
280A (780A) CPU (MM3800-4) (4MHz)	14.95
CDP1802 CPU	19.95
2850 MPU	16.95
1102901ADC CPU—8-Bit Slice (Com. Temp. Grade)	6.95
MC55502 MPU w/Clock (64K Bytes Memory)	11.95
INS8030-4 CPU—8-Bit (8MHz)	24.95
INS8030-4 CPU—8-Bit (8MHz)	24.95
INS8040-4 CPU (256 Bytes RAM)	24.95
INS8070A CPU—64 Bytes RAM	24.95
INS8070A CPU w/Basic Micro Interpreter	24.95
9808 MPU—16-BIT	9.95
TM59902J MPU—16-BIT	29.95

SHIFT REGISTERS

MM5508 Dual 256-Bit Dynamic	5.00
MM5509 Dual 512-Bit Dynamic	5.00
MM5508H Dual 100-Bit Static	2.00
MM5510H Dual 64-Bit Accumulator	2.00
MM5510H Dual 64-Bit Dynamic	2.00
MM5510H 1024-Bit Dynamic Accumulator	1.95
MM5510H 500/512-Bit Dynamic	1.95
MM5510H Octal 8-Bit	9.95
MM5510H 256/512-Bit Dynamic	9.95
MM5510H 256/512-Bit Dynamic	1.95
2818 Hex 32-Bit Static	2.95
2820V Dual 128-Bit Static	3.95
2824V 512-Bit Dynamic	9.95
2825V 1024-Bit Dynamic	2.95
2827V Dual 256-Bit Static	4.95
2828V Dual 256-Bit Static	4.00
2829V Dual 2048-Bit Static	6.00
2830V Quad 80-Bit Static	4.95
3131C PIC F16 (Quad I/O)	4.95

DATA ACQUISITION

AF101CN Universal Active Filter 2.5K	5.95
AF121CN Touch Tone Low Band Filter	19.95
AF122CN Touch Tone High Band Filter	19.95
LMC803CN Super Calc Amp	1.95
LM134Z Constant Current Source	1.30
LM138Z Temperature Transducer	1.40
LF138N JFET Input Amp	1.95
LF38N Temp. & Hold Amplifiers	3.95
LM393N Temp. Comp. Ref. Int. (30pm/°C)	5.00
ADC08MLCN 8-Bit A/D Converter (1.5%)	4.95
DAC08MLCN 8-Bit D/A Converter (0.8% Lin.)	2.25

TELEPHONE/KEYBOARD CHIPS

AV-5-9100 Push Button Telephone Dialer	14.95
AV-5-9200 Rotary Dialer	14.95
AV-5-9300 Keyboard Encoder (88 keys)	11.95
HD005-5 Keyboard Encoder (18 keys)	7.99
HD005-6 Keyboard Encoder (18 keys)	7.99
MM55190N Push Button Pulse Dialer	1.95
MM55269N 96/144-Key Serial Keyboard Encoder	7.95

ECCO Rocker DIP Switch — "Mini-Dip™" 2400 Series

THE MOST UNIQUE DIP SWITCH AVAILABLE!

Mini-DIP is designed to retrofit all brand types of DIP switches. Unique features include locking not design to prevent accidental activation and gold self-wiping contact. One-piece housing and press-fit terminals prevent contamination. 2-10 station Form "A" and 1-5 station Form "C" terminals on 100 x 300 (2.54 x 1.52) centimeters + PCB or dip socket mountable + Positive clearing/wiping action with gold contact + Total seal and bottom seal

Part No.	Pos.	Configuration	Socket	Price	Part No.	Pos.	Configuration	Socket	Price				
2400-1	2	12	8 pin	79	10/7	6.95	2400-6	6	123456	14 pin	1.09	10/7	9.95
2400-2	3	123	8 pin	79	10/7	9.95	2400-7	7	1234567	14 pin	1.19	10/10	9.95
2400-4	4	1234	8 pin	79	10/7	8.95	2400-8	8	12345678	18 pin	1.29	10/11	9.95
2400-ABCD	4	ABCD	8 pin	99	10/7	8.95	2400-9	9	123456789	18 pin	1.39	10/12	9.95
2400-5C	6	C54321	14 pin	1.09	10/7	9.95	2400-10	10	0123456789	20 pin	1.49	10/13	9.95

JE608 PROGRAMMER 2704/2708 EPROM PROGRAMMER

GENERAL APPLICATIONS:

- Program EPROMS 2704 and 2708.
- Developmental system for microprocessor circuits
- Test the contents of a pre-programmed EPROM
- Compare EPROM(s) for content differences
- To emulate a programmed EPROM
- To store program in RAMS for alterations
- Three separate Display Registers: 8 LED's for Hex Key entries, 10 LED's (2*2) for Address Register and 4 LED's for Data Memory Register. The Data Memory Register displays the content of the RAMs from the EPROM Chip. Development of microprocessor systems by means of a ribbon cable from the programmer panel test socket to the EPROM socket on the microprocessor board. Rapid check verification of program data after transfer from master to RAM's or write into RAM with keyboard entry. Allows manual stepping manipulation (up and down) at any address location. Stand-alone EPROM Programmer containing Hexadecimal Keyboard assembly, Programmer Board assembly with 4 power supplies and a 150VAC Socket Panel Board assembly. The Test Socket is zero force insertion type. Power requirements: 110VAC, 60Hz, 6W. Compact desk-top enclosure. Color-coordinated designer's case with light tan panels and molded and piece in mocha brown. Size: 3 1/4" H x 11" W x 8 1/4" D. Weight: 5 lbs.

The JE608 EPROM Programmer is a completely self-contained unit which is independent of computer control and requires no additional systems for its operation. The EPROM can be programmed from the Hexadecimal Keyboard or from a pre-programmed EPROM. The JE608 Programmer can emulate a programmed EPROM by the use of its internal RAM circuits. This will allow the user to test or preset a program for a system, prior to programming a chip. Any changes in the program can be entered directly into the memory circuits with the Hexadecimal Keyboard so that rewriting the entire program will not be necessary. The JE608 Programmer contains a Programmer Board w/25 IC's & includes power supplies of: -5V, +5V, +12V and +26V. The Hexadecimal Keyboard and LED Test Socket Panel Board are separate assemblies within the system.

JE608K Kit \$399.95

JE608A Assembled and Tested \$499.95

JE608-16K ADAPTER BOARD For 2716/2758 EPROMS

GENERAL DESCRIPTION: The JE608-16K Adapter Board allows the JE608 Programmer to be modified for the additional programming of the 2716 and 2758 EPROMS. The adapter provides for adding an address switch for the 2716 and also for selecting the proper power and timing pulses to be applied to the EPROM. Programming an emulating the 2716 16K EPROM is done separately to each half (1024x8) of the EPROM because of the existing 8K RAM capacity in the JE608 Programmer.

JE608-16K Adapter Board Kit \$29.95

JE608-Upgrade (Send assembled JE608 to factory for adapter installation) \$99.95

JE608A-16K Mod. Assembled JE608 w/Adapter (JE608-16K) Installed \$599.95

\$10.00 Min. Order — U.S. Funds Only
Calif. Residents Add 6% Sales Tax
Postage—Add 5% plus \$1.50 Insurance

Spec Sheets — 25¢
Send \$8¢ Postage for your
FREE 1982 JAMECO CATALOG

aneco ELECTRONICS

PHONE ORDERS WELCOME (415) 592-8097

MAIL ORDER ELECTRONICS — WORLDWIDE
1355 SHOREWAY ROAD, BELMONT, CA 94002
PRICES SUBJECT TO CHANGE

BOOKS

National Semiconductor — Interall — Intel

30001 National CMOS Data Book (640 pages) 74C, CD4000, and A/D Converters	99.95
30002 National Interface Data Book (704 pages) DP, DS8000, DS3600, DS7500, etc.	99.95
30003 National Linear Data Book (576 pages) LM, LF, AD, DAC, LCH Series	49.95
30004 National Series 80 — Board Level Computer (224 pages) . . .	44.95
30006 National TTL Logic Data Book (624 pages) 7400 LS, L, H, S, and DM8000 Series	89.95
30007 Buy Books 3! 30001, 3.5 as a set	\$19.95/ea.
30009 Interall Data Book (1074 pages)	99.95
010400 Intel Component Data Catalog Full data sheets for Intel's products include: microproc., peripherals & indust./mil. products (1328 pages)	\$16.00
206610 Intel Peripheral Design Handbook Full data sheets, appl. notes for Intel peripheral device components (644 pages)	\$7.50

AC and DC Wall Transformers

With Universal Plug and 9V Battery Snap

Selective voltages: 6.9, 12VDC
Polarity selection (+/-), six-foot line from adapter to plugs six-foot line from adapter to battery snap. 120V/60Hz/300mA.

Part No.	Input	Output	Price
AC 250	117V/60Hz	12VAC 250mA	\$3.50
AC 500	117V/60Hz	12VAC 500mA	\$4.95
AC1000	117V/60Hz	12VAC 1 amp	\$5.95
AC1700	117V/60Hz	9VAC 1.7 amp	\$3.95
DC9020	120V/60Hz	9.5VDC 300mA	\$8.95
DC9000	117V/60Hz	9VDC 200mA	\$3.25
DC9010	120V/60Hz	9VDC 500mA	\$3.95

CONNECTORS

DB25 D-Subminiature Plug	\$2.95
DB25S D-Subminiature Socket	\$3.50
D2018-2 Screw Lock Hdw. (2) DB25P/ S	2/9.95
DB51226 Cover for DB25P/S	\$1.75
D22/44SE P.C. Edge (22/44 Pin)	\$2.95
UG8/U BNC Plug	\$1.79
UG8/U BNC Jack	\$3.79
UG175/U UHF Adapter	\$ 49
SO239 UHF Panel Recp.	\$1.29
PL258 UHF Adapter	\$1.60
PL259 UHF Plug	\$1.60
UG261/U BNC Plug	\$1.79
UG1094/U BNC Bulkhead Recp.	\$1.29

TRS-80 16K Conversion Kit

Expand your 4K TRS-80 System to 16K.
Kit comes complete with:
* 8 ea. MM5290 (UPD4161/4166) 16K Dyn. Rams (*NS)
* Documentation for Conversion

TRS-16K2 *150NS	\$29.95
TRS-16K3 *200NS	\$24.95
TRS-16K4 *250NS	\$19.95

JE610 ASCII Encoded Keyboard Kit

The JE610 ASCII Keyboard Kit can be interfaced into most any computer system. The kit comes complete with industrial grade keyboard switch assembly (62 keys), IC's, sockets, connector, electronic components and a double-sided printed wiring board. The keyboard assembly requires +5V @ 150mA and -12V @ 10 mA for operation. Features: 60 keys generate the 126 characters, upper and lower case ASCII set. Fully buffered. Two user-definable keys provided for custom applications. Caps lock for upper-case-only alpha characters. Utilizes a 2376 (40-pin) encoder read-only memory chip. Outputs directly compatible with TTL/DTL or MOS logic arrays. Easy interfacing with a 16-pin dip or 18-pin edge connector. Size: 3 1/4" H x 14 1/2" W x 8 3/4" D

JE610/DTE-AK (After assembled as pictured above) . . . \$124.95

JE610 Kit 62-Key Keyboard, PC Board, & Components (no case) . . . \$79.95

DTE-AK (case only — 3 1/4" H x 14 1/2" W x 8 3/4" D) \$49.95

JE212 — Negative 12VDC Adapter Board Kit

For JE610 ASCII KEYBOARD KIT
Provides -12VDC from incoming 5VDC . . . \$9.95

JE600 Hexadecimal Encoder Kit

FULL 8-BIT LATCHED OUTPUT 19-KEY KEYBOARD

The JE600 Encoder Keyboard Kit provides two separate hexadecimal digits produced from sequential key entries to allow direct programming for 8-bit microprocessor or 8-bit memory circuits. Three additional keys are provided for user operations with one having a bistable operation. Debounce circuit provided for all 9 keys. 9 LED readouts to verify entries. Easy interfacing with standard 16-pin IC connector. Only +5VDC required for operation. Size: 3 1/4" H x 8 3/4" W x 8 3/4" D

JE600/DTE-HK (After assembled as pictured above) . . . \$99.95

JE600 Kit 19-Key Hexadec. Keyboard, PC Board & Cmpnts. (no case) . . . \$59.95


K19 19-Key Keyboard (Keyboard only) . . . \$14.95

DTE-HK (case only — 3 1/4" H x 8 3/4" W x 8 3/4" D) \$44.95

17400

SN7400N	.20	SN7412N	.29	SN74156N	.25
SN7401N	.20	SN7413N	.35	SN74157N	.25
SN7402N	.25	SN7414N	.35	SN74160N	.69
SN7403N	.25	SN7415N	.49	SN74161N	.89
SN7404N	.25	SN7416N	.35	SN74162N	.89
SN7405N	.29	SN7417N	5.00	SN74163N	.89
SN7406N	.35	SN7480N	.50	SN74164N	.89
SN7407N	.35	SN7481N	.99	SN74165N	.89
SN7408N	.29	SN7482N	.69	SN74166N	1.25
SN7409N	.25	SN7483N	.69	SN74167N	.79
SN7410N	.25	SN7484N	.35	SN74170N	.95
SN7411N	.29	SN7485N	1.75	SN74171N	4.95
SN7412N	.35	SN7490N	.49	SN74172N	1.39
SN7413N	.40	SN7491N	.59	SN74173N	1.39
SN7414N	.40	SN7492N	.45	SN74174N	.99
SN7415N	.29	SN7493N	.45	SN74175N	.99
SN7416N	.29	SN7494N	.69	SN74176N	.79
SN7417N	.29	SN7495N	.69	SN74177N	.79
SN7418N	.25	SN7496N	.69	SN74179N	1.49
SN7419N	.25	SN7497N	1.00	SN74181N	2.25
SN7420N	.29	SN74100N	3.49	SN74182N	.79
SN7421N	.29	SN74101N	.89	SN74184N	2.49
SN7422N	.29	SN74102N	.89	SN74185N	2.49
SN7423N	.29	SN74103N	.89	SN74186N	2.49
SN7424N	.29	SN74104N	.89	SN74187N	2.49
SN7425N	.29	SN74105N	.89	SN74188N	2.49
SN7426N	.29	SN74106N	.89	SN74189N	2.49
SN7427N	.29	SN74107N	.89	SN74190N	2.49
SN7428N	.29	SN74108N	.89	SN74191N	2.49
SN7429N	.29	SN74109N	.89	SN74192N	.89
SN7430N	.25	SN74110N	.35	SN74193N	.89
SN7431N	.25	SN74111N	.35	SN74194N	.89
SN7432N	.25	SN74112N	.35	SN74195N	.89
SN7433N	.25	SN74113N	.35	SN74196N	.89
SN7434N	.25	SN74114N	.35	SN74197N	.89
SN7435N	.25	SN74115N	.35	SN74198N	.89
SN7436N	.25	SN74116N	.35	SN74199N	1.49
SN7437N	.25	SN74117N	.35	SN74200N	1.49
SN7438N	.25	SN74118N	.35	SN74201N	1.49
SN7439N	.25	SN74119N	.35	SN74202N	1.49
SN7440N	.25	SN74120N	.35	SN74203N	1.49
SN7441N	.25	SN74121N	.35	SN74204N	1.49
SN7442N	.25	SN74122N	.35	SN74205N	1.49
SN7443N	.25	SN74123N	.35	SN74206N	1.49
SN7444N	.25	SN74124N	.35	SN74207N	1.49
SN7445N	.25	SN74125N	.35	SN74208N	1.49
SN7446N	.25	SN74126N	.35	SN74209N	1.49
SN7447N	.25	SN74127N	.35	SN74210N	1.49
SN7448N	.25	SN74128N	.35	SN74211N	1.49
SN7449N	.25	SN74129N	.35	SN74212N	1.49
SN7450N	.25	SN74130N	.35	SN74213N	1.49
SN7451N	.25	SN74131N	.35	SN74214N	1.49
SN7452N	.25	SN74132N	.35	SN74215N	1.49
SN7453N	.25	SN74133N	.35	SN74216N	1.49
SN7454N	.25	SN74134N	.35	SN74217N	1.49
SN7455N	.25	SN74135N	.35	SN74218N	1.49
SN7456N	.25	SN74136N	.35	SN74219N	1.49
SN7457N	.25	SN74137N	.35	SN74220N	1.49
SN7458N	.25	SN74138N	.35	SN74221N	1.49
SN7459N	.25	SN74139N	.35	SN74222N	1.49

Phone Tunes



As Seen on "Good Morning America" Replaces the Telephone Ringer Bell with a Selection of 30 Familiar Tunes

Each Unit will play any of the following tunes:

- Rule Britannia
- O Canada
- Colonel Bogey
- Westminster Chimes
- Mexican Hat Dance
- Twinkle, Twinkle Little Star
- Deutschlandlied
- God Save the Queen
- Close Encounters
- Happy Birthday
- Wedding March
- Single Bells
- Auld Lang Syne
- Soldiers Chorus
- Salter's Hornpipe
- Charge!
- Greenies
- Lorelei
- Eyes of Texas
- St. Patrick's Day
- Oranges and Lemons
- Wilhelmus
- Heart Sonata
- The Marseillaise
- Pomp & Circumstance
- William Tell Overture
- Bach Toccata in D Minor
- The Star Spangled Banner
- Blue Danube Waltz
- Beethoven's 5th
- The Marseillaise

Replaces monotonous telephone ringer bell. Easily connects to any standard telephone. Can be used alongside regular phone or replace a remote ringer elsewhere in building or outside. FCC approved. Can be used on any telephone system - worldwide. Use different tune to identify extension phones. Microprocessor controlled. Adjustable volume control and variable tune speed control. Operates on two 9-volt batteries or AC Adapter (not included).

PT030 Phone Tunes **\$49.95**
AD30 AC Adapter **\$8.95**

DISCRETE LEADS

XC556R	200"	red	5/51	MV500	085"	red	6/51
XC556G	200"	green	4/51	XC209R	.125"	red	5/51
XC556Y	200"	yellow	4/51	XC209G	.125"	green	4/51
XC556C	200"	clear	4/51	XC209Y	.125"	yellow	4/51
XC22R	200"	red	5/51	XC526R	.185"	red	5/51
XC22G	200"	green	4/51	XC526G	.185"	green	4/51
XC22Y	200"	yellow	4/51	XC526Y	.185"	yellow	4/51
MV100B	170"	red	4/51	XC526C	.185"	clear	4/51

C.A. - Common Anode
 D.C. - Double Digit
 RHD - Right Hand Decimal

DISPLAY LEDS

Type	Polarity	Ht	Price	Type	Polarity	Ht	Price
MAN 1	C.A.-red	.270	2.95	DLG507	C.A.-green	.500	1.25
MAN 2	5x7 D.M.-red	.300	4.95	DL704	C.C.-red	.300	1.25
MAN 3	C.C.-red	.125	.25	DL707	C.C.-red	.300	1.25
MAN 32	C.A.-orange	.300	.99	DL728	C.C.-red	.500	1.49
MAN 54	C.C.-green	.300	.99	DL741	C.C.-red	.600	1.25
MAN 71	C.A.-red	.300	.75	DL747	C.A.-red	.600	1.49
MAN 72	C.A.-red	.300	.75	DL750	C.C.-red	.600	1.49
MAN 74	C.C.-red	.300	1.25	DL037	C.A.-orange	.800	1.49
MAN 82	C.A.-yellow	.300	.49	DL038	C.C.-orange	.800	1.49
MAN 84	C.C.-yellow	.300	.99	DL33B	C.C.-red	.110	.35
MAN 3620	C.A.-orange	.300	.49	FND358	C.C. ± 1	.357	.99
MAN 3630	C.A.-orange ± 1	.300	.99	FND357	C.C.	.357	.75
MAN 3640	C.C.-orange	.300	.99	FND500	C.C. (FND503)	.500	.99
MAN 4510	C.A.-orange	4.000	1.25	FND507	C.C. (FND510)	.500	.99
MAN 5610	C.A.-orange	DD .560	.99	HDSF-3401	C.C.-red	.800	1.50
MAN 6630	C.A.-orange ± 1	.560	.99	HDSF-3403	C.C.-red	.800	1.50
MAN 6640	C.C.-orange	DD .560	.99	HDSF-3406	C.C.-red ± 1	.800	1.50
MAN 6550	C.C.-orange ± 1	.560	.99	5082-7751	C.A., R.H.D.-red	430	1.25
MAN 6560	C.A.-orange	.560	.99	5082-7761	C.C., R.H.D.-red	430	1.25
MAN 6710	C.A.-red	DD .560	.99	5082-7300	4x7 NumMatrix (RHD)	.600	22.00
MAN 6740	C.C.-red	DD .560	.99	5082-7302	4x7 NumMatrix (LHD)	.600	22.00
MAN 8750	C.C.-red ± 1	.560	.99	5082-7340	4x7 Hexcd. (0-9/A-F)	.600	22.00
DLG300	C.C.-orange	.500	1.25	Photo Xistator Opto-Isol.			
DLG307	C.C.-orange	.500	1.25	Optically Isol. Triac Driver			
DLG500	C.C.-green	.500	1.25	MOC3010			

COMPUTER GRADE CAPACITORS

MFD	WVDC	PRICE	MFD	WVDC	PRICE	MFD	WVDC	PRICE
250	150	1.95	10,000	15	2.95	24,000	20	2.95
500	150	1.99	10,000	16	1.95	27,000	10	2.95
1,000	150	1.99	11,000	19	1.95	32,000	10	2.95
1,500	150	2.25	11,000	25	1.95	40,000	75	3.95
2,000	150	2.25	13,000	16	1.95	50,000	20	2.95
2,500	150	2.25	13,000	25	1.95	60,000	75	3.95
3,000	150	2.25	14,000	25	1.95	50,000	15	2.95
3,500	150	2.25	15,000	10	1.95	60,000	75	3.95
4,000	150	2.25	15,000	16	1.95	80,000	5	1.95
4,500	150	2.25	16,000	16	1.95	80,000	10	1.95
5,000	150	2.25	18,000	30	1.95	80,000	15	1.95
5,500	150	2.25	18,000	35	1.95	80,000	5	1.95
6,000	150	2.25	20,000	35	1.95	80,000	10	1.95
6,500	150	2.25	20,000	35	1.95	80,000	10	1.95
7,000	150	2.25	20,000	35	1.95	80,000	10	1.95
7,500	150	2.25	20,000	35	1.95	80,000	10	1.95
8,000	150	2.25	20,000	35	1.95	80,000	10	1.95
8,500	150	2.25	20,000	35	1.95	80,000	10	1.95
9,000	150	2.25	20,000	35	1.95	80,000	10	1.95
9,500	150	2.25	20,000	35	1.95	80,000	10	1.95
10,000	150	2.25	20,000	35	1.95	80,000	10	1.95

OVER 200 OTHER VALUES AVAILABLE - CALL OR WRITE FOR YOUR REQUIREMENT

LOW PROFILE (TINI) SOCKETS

1-24	25-49	50-100
8 pin LP	17	16
14 pin LP	20	21
16 pin LP	22	21
18 pin LP	29	28
20 pin LP	34	32
22 pin LP	37	36
24 pin LP	38	37
28 pin LP	45	44
36 pin LP	60	59
40 pin LP	63	62

SOLDERTAIL STANDARD (TINI)

1-24	25-49	50-100
8 pin ST	27	25
14 pin ST	30	27
16 pin ST	35	32
18 pin ST	45	42
20 pin ST	55	50
24 pin ST	1.39	1.26
40 pin ST	1.59	1.45

WIRE WRAP SOCKETS (GOLD) LEVEL #3

1-24	25-49	50-100
8 pin WW	.59	.54
10 pin WW	.69	.63
14 pin WW	.79	.73
16 pin WW	.85	.77
18 pin WW	.99	.90
20 pin WW	1.19	1.08
22 pin WW	1.40	1.35
24 pin WW	1.39	1.26
28 pin WW	1.69	1.53
36 pin WW	2.19	1.99
40 pin WW	2.29	1.89

SOLDERTAIL (GOLD) STANDARD

1-24	25-49	50-100
8 pin SG	.39	.35
14 pin SG	.49	.45
16 pin SG	.54	.49
18 pin SG	.59	.53
24 pin SG	.79	.75
28 pin SG	1.10	1.00
36 pin SG	1.65	1.40
40 pin SG	1.75	1.59

1/4 WATT RESISTOR ASSORTMENTS - 5%

ASST. 1	5ea.	27 Ohm	33 Ohm	39 Ohm	47 Ohm	56 Ohm	50 pcs.	\$1.95
ASST. 2	5ea.	68 Ohm	82 Ohm	100 Ohm	120 Ohm	150 Ohm	50 pcs.	\$1.95
ASST. 3	5ea.	1.2K	1.5K	1.8K	2.2K	2.7K	50 pcs.	\$1.95
ASST. 4	5ea.	3.3K	3.9K	4.7K	5.6K	6.8K	50 pcs.	\$1.95
ASST. 5	5ea.	8.2K	10K	12K	15K	18K	50 pcs.	\$1.95
ASST. 6	5ea.	22K	27K	33K	39K	47K	50 pcs.	\$1.95
ASST. 7	5ea.	56K	68K	82K	100K	120K	50 pcs.	\$1.95
ASST. 8	5ea.	150K	180K	220K	270K	330K	50 pcs.	\$1.95
ASST. 9	5ea.	390K	470K	560K	680K	820K	50 pcs.	\$1.95
ASST. 10	5ea.	1M	1.2M	1.5M	1.8M	2.2M	50 pcs.	\$1.95
ASST. 11	5ea.	2.7M	3.3M	3.9M	4.7M	5.6M	50 pcs.	\$1.95

ASST. 8R Includes Resistor Ass'ts. 1-7 (350 pcs.) \$10.95 ea.

\$10.00 Min. Order - U.S. Funds Only
 Calif. Residents Add 6% Sales Tax
 Postage-Add 5% plus \$1.50 Insurance

Spec Sheets - 25¢
 Send 8¢ Postage for your
 FREE 1982 JAMECO CATALOG

Jameco ELECTRONICS
 PHONE ORDERS WELCOME
 (415) 592-8097

MAIL ORDER ELECTRONICS - WORLDWIDE
 1355 SHOREWAY ROAD, BELMONT, CA 94002
 PRICES SUBJECT TO CHANGE

INTERSIL

Part No.	Function	Price
70451D1	CMOS Precision Timer	14.95
7045EV/Kit*	Stopwatch Chip, XTL	24.95
7106CP/L	3 1/2 Digit A/D (LED Drive)	34.95
7106EV/Kit*	IC, Circuit Board, Display	34.95
7107CP/L	3 1/2 Digit A/D (LED Drive)	15.95
7107EV/Kit*	IC, Circuit Board, Display	29.95

OPERATION ASSIST

If you need information on outdated or rare equipment—a schematic parts list etc.—another reader might be able to assist! Simply send a postcard to Operation Assist! POPULAR ELECTRONICS 1 Park Ave. New York NY 10016. For those who can help readers please respond directly to them. They'll appreciate it! (Only those items regarding equipment not available from normal sources are published.)

RCA model MI12188 audio power amplifier. Need schematic and operation service manual. S.A. Kizis, Dowling College, Oakdale, NY 11769.

Roberts Model 440 recorder/amplifier. Need Part No. 40-43 (solenoid is a 170 ohm coil). J.G. Morgan, 1001 Woodgren Dr., Roseville, CA 95678.

Precision Apparatus Co., Inc., Model ES-550B oscilloscope. Need operation and service manuals. Bill Jones, 47 Mack St., Plains, PA 18705.

NRI Model 212 VOM. Need operation manual and schematic. Mike Adams, Route 4, Box 764, Panama City, FL 32405.

Sears Silvertone 12 tube radio. Need any information available. (1930 model) Howard Hartzell, R. 2, Box 489, Milflinburg, PA 17844.

Triplet Model 3441 oscilloscope. Need owners manual. Mark Dudley, 25 Forest St., South Burlington, VT 05401.

Electro-Voice Model EUR-2A stereo receiver. Need schematic. Terry Sickafuse, 750 Charlotte Dr., Hermitage, PA 16148.

Honeywell Model 3500 digital voltmeter. Need operation and service manuals. John Pankow, Box 86, Chiefland, FL 32626.

Philco Model PMS2048LVC-3205 shift register. Need specifications. Dennis P. Dierks, 1614-68th Ave. N.E., Minneapolis, MN 55432.

Bigston Model BR-260, Serial #49120 cassette recorder. Need drive belt or source. Don F. Lehman, 378 Fairway Dr., Columbus, OH 43214.

National Cash Register Baudot Printer Model T6-MM-73-S01-N6, keyboard # K6-M6-64-S01-N4. Need schematic. W. Rivers, 604 W. 147th St., New York, NY 10031.

Hewlett Packard Model 400D VTVM. Need instruction book and schematic. J. P. Andraso, 54-31 65th Pl., Maspeth, NY 11378.

Paco Model SA-40 amplifier. Need operating manual, schematic and service manual. G. Balok, 72000 Lassier, Romeo, MI 48065.

Hickock Model 6005 tube tester. Need schematic and roll charts. Larry Shannon, 5615 Truscott Terrace, Lakeview, NY 14085.

RCA Model 280 console radio. Need owners manual, parts list, diagram, and service information. Harry T. Hubbard, W9ABF, Illinois Veterans Home, Cottage 90, Section 109-4, Quincy, IL 62301.

Precision Apparatus Model 860 multi-range volt-ohm-ampmeter. Need schematic or construction book. Allan Madsen, 4608 38th Ave NE, Salem, OR 97305.

Knight Model R-100A receiver. Need assembly and operation manuals. G. Ziolkowski, 700 E. Oakwood Rd., Oak Creek, WI 53154.

RCA Model 153 test oscillator. Need schematic and service manual. Dick Berzsanyi, 5240 Kenicott, Brighton, MI 48116.

Knight Model KN2500 CB radio. Need schematic and manual. Randy Stanley, 226 Rockwell Rd., Wilmington, NC 28405.

Lafayette Model 550 power amplifier. Need power transformer. Chris Lynt, 1316 Janney's Lane, Alexandria, VA 22302.

Roberts Model No. 450A, Serial No. 8387-0559 tape deck. Need schematic. Tony Morales, 1761 Virgo St., Venus Gardens, Rio Piedras, PR 00926.

Omnitec Model 701 acoustic modem. Need schematic, operating manual or any information available. Ron Hackett, 104 Fruit St., Port Jefferson, NY 11777.

Hallcrafters Model S-38 receiver. Need schematic, alignment information and manual. Audiovox MCB-1000 and Sonic Model 23 CB's. Need schematics. Thomas Sessa, 44 Ridge Rd., Yonkers, NY 10705.

Record-A-Call Model 80A telephone answering machine. Need schematic. Joseph Seidman, 8239 Brattle Rd., Pikesville, MD 21208.

FXR Model SG-215, serial #2A signal generator. Need service manual. T.S. Sebo, #100-804 18 Ave., South-West, Calgary, Alberta, Can. T2T0E8.

Tenneloc Model MS-2 scanner. Need schematic and service manual. R. Latini, Box 6109, Hamden, CT 06517.

Hallcrafters Model SX25 receiver. Need voltage and resistance tables. RCA Radiola 60 radio. Need power transformer or power supply chassis. John MacJannett, 15910 Colfax St., Lowell, IN 46356.

RCA Model K-105 radio. Needs schematic diagram. M.J. Alexander, 164 Division St., Kingston, PA 18704.

Knight Model T-60 transmitter. Need schematic and operating manual. Fred Beighley, 2102 Old Oak Dr., Valparaiso, IN 46383.

Akal Model X355 tape recorder. Need schematic and service information. Leigh Kingsnorth, 10548 Oakhurst Rd., Largo, FL 33540.

QUEST ELECTRONICS FULL LINE ALL PARTS & COMPUTER PRODUCTS

P.O. Box 4430
Santa Clara, CA 95054
Will call: 2322 Walsh Ave.
(408) 988-1640

Same day shipment. First line parts only. Factory tested. Guaranteed money back. Quality IC's and other components at factory prices.

INTEGRATED CIRCUITS

74LS00 TTL	MOS MEMORY	PROG	MICROPROCESSOR	IC SOCKETS	DISPLAY LEDS
74LS00 25	RAM 1702A	4.50	6502	9.95	MAN7274
74LS01 25	2101-1 1.95	2332	19.75	6.95	CC 300 1.25
74LS02 25	2102-1 85	2708	3.95	8.13	DL707 DL707A
74LS03 25	2102A-1 1.45	2719T	8.50	9.50	CA CC 500 1.90
74LS04 35	2102AB-2L 1.65	2719 S Volt	5.95	6.95	DL747 750
74LS10 25	2104A-1 4.95	82716 5 volt	45.95	11.95	FND358
74LS13 45	2107B-4 3.75	7232	16.50	4.95	FND500 S07
74LS14 99	2111-1 3.95	8798	7.49	8.50	FND503 S10
74LS20 25	2112-2 2.99	8741A	39.95	3.95	CC CA 800 2.20
74LS23 25	2114-1 2.24	8748	55.00	9.95	CC CA 800 1.25
74LS28 35	2114L 300ms 4.25	8748-B	55.00	8.95	7520 Clairex photocells
74LS30 25	2114L 450ms 2.37	8755A	49.95	9.95	IL1111 Hex
74LS32 55	4116 200ms 2.95	N82523	2.95	2.25	MAN6540
74LS38 35	84116 200ms 16.95	N825123	3.95	3.90	MAN640
74LS74 45	MMS262 40	N825126	5.75	82.16	CC 30 99
74LS75 55	MMS260 3.00	N825129	4.75	8224	CC 40 1.20
74LS90 60	MMS320 9.95	N825131	4.95	8228	CC 40 1.20
74LS93 65	MMS330 5.94	N825136	8.75	8251	CC 56 99
74LS94 85	PC4110-3 4.00	N825137	8.75	8253	CC 56 99
74LS107 40	PC4110-4 5.00	DM6577	2.90	8255	CC 60 99
74LS124 45	PS101L 6.95	8223	3.50	8257	CC 60 99
74LS132 75	82525 2.90	INTERFACE	1802CE plus 13.95	32 MHz	DR Wire Wrap Tools in stock.
74LS138 49	3102A 1.50	9032	1802E plus 17.95	32 MHz	Complete line of AP Products in stock.
74LS151 75	MMS7100 4.50	9036	1802E plus 17.95	32 MHz	KEYBOARDS
74LS155 79	GMV38500-1 9.95	8097	65	1861P 9.50	56 Key ASCII keyboard kit 174.95
74LS157 75	8368 3.00	8098	65	1861P 9.50	Fully assembled 84.50
74LS163 95	4100 10.00	8109	1.25	2097152 MHz	Enclosure Plastic 59.95
74LS163N 95	4100 16.00	8110	1.75	25 per type 025	Metal Enclosure 59.95
74LS174 95	4100 16.00	8111	1.75	25 per type 025	2.4576 MHz
74LS190N 100	UART FIFO	8113	4.95	100 per type 015	3.2768 MHz
74LS221N 119	AF5-1013	8123	1.75	350 pin type 015	5.0688 MHz
74LS239N 69	819-1014	8124	1.75	350 pin type 015	5.185 MHz
74LS367N 69	3341	8125	3.20	1 per type 6.75	5.7443 MHz
		8126	1.69	1 per type 14	131818 MHz
		8127	1.35	1 per type 15	15.132 MHz
		8128	99	22	1184 MHz
		8129	1.65		

Linear CMOS and 7400 complete lines in stock. Send for catalog.

Modem Kit \$60.00

State of the art, orig. answer. No tuning necessary. 103 compatible 300 baud. Inexpensive acoustic coupler plans included. Bd. Only \$17.00. Article in June *Radio Electronics*.

Z80 Microcomputer

16 bit I/O, 2 MHz clock, 2K RAM, ROM Breadboard space. Excellent for control. Bare Board \$28.50. Full Kit \$99.00. Monitor \$20.00. Power Supply Kit \$35.00. Tiny Basic \$30.00

Video Modulator Kit \$9.95

Convert TV set into a high quality monitor w/o affecting usage. Comp. kit w/full instr.

Multi-volt Computer Power Supply

8v 5 amp, ±18v .5 amp, 5v 1.5 amp, -5v 5 amp, 12v 5 amp, -12v option, ±5v. ±12v are regulated. Basic Kit \$35.95. Kit with chassis and all hardware \$51.95. Add \$4.00 shipping.

60 Hz Crystal Time Base Kit \$4.40

RCA Cosmac 1802 Super Elf Computer Kit \$106.95

The Quest Super Elf is the right choice for the person who has a need to learn more about computers. From an understanding of the hardware and how it goes together to beginning programming with machine language on up through basic.



Tremendous Value

The Super Elf is a tremendous value as it combines video, digital displays, LED displays, and music, all on a single board for \$106.95. Its unique ability for single step debugging, display of state and mode of the computer and display of addressing as an inexpensive option gives it an "easy to use" capability not available anywhere at the price.

Inexpensive Expansion

The Super Elf expansion capability is virtually unlimited and you can do it inexpensively one step at a time. Expansion includes cassette interface, additional memory, color video, Basic, ASCII keyboard, printer, floppy, S-100 bus, RS232, etc.

Strong Software Support

The Super Elf comes complete with power supply and detailed 127 page instruction manual which includes over 400 pages of

software, including a series of lessons to help get you started and a music program and graphics target game. Many schools and universities are using the Super Elf as a course of study. OEM's use it for training and R&D. A monthly newsletter, Questdata is devoted exclusively to software for the Super Elf and there are many software books available at low cost. You can do a tremendous amount with the software available and there is more coming every day. Of course, you can do your own programming which is fun and very rewarding.

Free 14 Page Brochure

Send or call for a free brochure on all details and pricing of the Super Elf and its expansion. We will get it right out to you!

Rockwell AIM 65 Computer

6502 based single board with full ASCII keyboard and 20 column thermal printer. 20 char. alphanumeric display ROM monitor, fully expandable. \$419.00. 4K version \$449.00. 4K Assembler \$35.00. 8K Basic Interpreter \$89.00.

Elf II Adapter Kit \$24.95

PROM Eraser assembled 25 PROM capacity \$37.50 (with timer \$69.50). 6 PROM capacity OSHA/UL version \$78.50 (with timer \$108.50).

TERMS: \$5.00 min. order U.S. Funds. Calif. residents add 6% tax.

\$10.00 min. VISA and MasterCard accepted. \$1.00 insurance optional.

Shipping: Add 5%; orders under \$25.00—10%.

FREE: Send for your copy of our NEW 1982 QUEST CATALOG. Include 88¢ stamp.

CIRCLE NO. 49 ON FREE INFORMATION CARD

OVER 2,000 DIFFERENT SOFTWARE PROGRAMS IN STOCK

for ATARI • APPLE • PET
TRS-80 • HEWLETT PACKARD
and others

for brochure write or call
COMPUTER CENTER
DigByte Systems Corp
31 East 31st Street 480 Lexington Avenue
(between Madison & Park Ave.) (American Brands Bldg., between 46th & 47th St.)
New York, N.Y. New York, N.Y.
in N.Y. Call (212) 889-8130
Outside N.Y. Call Toll Free (800) 221-3144

CIRCLE NO. 125 ON FREE INFORMATION CARD

**You can pay more —
But you can't get more!**



Model III 16K
\$839
Model III 48K
2 disc & RS232C
\$2100



Color Computer 4K
\$310
w/16K Ext. Basic
\$459

BUY DIRECT. These are just a few of our great offers which include Printers, Modems, Computers, Peripherals, Disc Drives, Software and more. **CALL TOLL FREE 1-800-343-8124**

We have the lowest possible fully warranted prices and a full complement of Radio Shack Software.

computer plus
Write for your free catalog
245A Great Road
Littleton, MA 01460
617 • 486 • 3193

CIRCLE NO. 126 ON FREE INFORMATION CARD

**DISCOUNT PRICES
HOLIDAY SUPER SALE
APPLE II PLUS 48K
\$1,099.00**



apple computer
Authorized Dealer

FREDERICK COMPUTER PRODUCTS
5726 Industry Lane, Frederick, Maryland 21701
CALL (301) 694-8884

CIRCLE NO. 127 ON FREE INFORMATION CARD

Save On Hewlett-Packard & TRS-80™ Computers



For the best deals on Hewlett Packard HP-85, HP-125 and Radio Shack™ TRS-80 Computers, **CALL OR WRITE US:**

Pan American Electronics
Dept. 64 • 1117 Conway • Mission, TX 78572
Telex Number 767339
Toll Free Order Number 800/531-7466
Texas & Principal Number 512/581-2766
TM — Trademark of Tandy Corporation

CIRCLE NO. 128 ON FREE INFORMATION CARD

MICROSETTE CASSETTES

Length	Qty 10	Qty 50
C-10	\$ 7.50	\$32.50
C-20	9.00	39.00
C-60	13.50	57.00
C-90	17.50	77.50

5-screw shell, boxes, labels, product warranty, UPS shipping included. Please no P.O. box. CA Customers add taxes.

MICROSETTE CO.
475 Ellis St., Mt. View,
CA 94043 (415) 968-1604

CIRCLE NO. 129 ON FREE INFORMATION CARD

POCKET COMPUTER NEWSLETTER
P.O. BOX 232 Summit, LI 06483

Our 2nd Year!

FOR POCKET COMPUTER USERS!
News and Product Reviews
Programs, Tips
Operating Techniques
Interviews
Customizing Your Mail
Share Cuts
Practical Programs
Technical Details
Inside Information
Application Forums
and more!

FREE PREMIUM!
1982 subscribers will receive the special MATH1 package of PC programs. You qualify to receive this valuable free gift if you check either box 2 or 3 below! Don't delay! Get started learning how to enjoy your pocket computer today. Use this handy subscription card!

MC/VISA Phone Subscriptions: (203) 888-1946

1981 Charter Subscriber (Issues 1 - 10) \$20.00 for U.S. delivery. (U.S. \$24.00 to Canada, U.S. \$30.00 elsewhere.)

1981/82 Charter Subscriber (Issues 1 - 20) \$40.00 in U.S. (U.S. \$48.00 to Canada, U.S. \$60.00 elsewhere.)

1982 Regular Subscriber (Issues 11 - 20) \$30.00 in U.S. (U.S. \$36.00 to Canada, U.S. \$45.00 elsewhere.)

Sample issue \$3.00 in U.S. (U.S. \$4.00 elsewhere.)

Orders must be accompanied by payment in full. We do not issue invoices for the POCKET COMPUTER NEWSLETTER. Thank you for your remittance.

Name _____
Addr _____
City _____ State _____ Zip _____
MC/VISA # _____ Expires _____
Signature _____

CIRCLE NO. 130 ON FREE INFORMATION CARD

Boutique Software™

.....
CPM-Northstar-TRS80-Apple
Business-Utilities-Games
The Obscure-The Unusual and Rare
.....

Get our NEW catalog and receive a FREE sample copy of the next Software Review. Send name and address — please indicate computer you own or plan to buy. Enclose 50¢ for shipping/handling. Send to:

SOFTWARE REVIEW

704 Solano Ave., Albany, CA 94706
(415) 527-8717

CIRCLE NO. 131 ON FREE INFORMATION CARD

BUY DIRECT SAVE

TRS-80 DISCOUNT DIRECT PRICES


Learn To WRITE FOR
"Do It Yourself" FREE
And Save Money CATALOG

1-800-841-0860 TOLL FREE

YOUR TRS-80
COMPUTER
HEADQUARTERS
MICRO MANAGEMENT SYSTEMS INC.
DEPT. NO. 12
Downtown Plaza Shopping Center
115C Second Ave S W • Cairo, Georgia 31728
912-377-7120 Go. Phone No

CIRCLE NO. 132 ON FREE INFORMATION CARD

WE ACCEPT TAX REFUNDS



SPEND YOUR TAX DOLLARS WITH US. WE SPECIALIZE IN QUALITY APPLE SOFTWARE FOR THE:

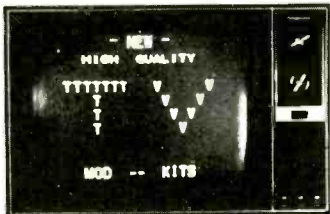
A Doctor G Attorney
B Dentist H Stock Broker
C Student & Teacher I Accountant
D School Administrator J For novice programmers
E Secretary Try our teaching programs
F Construction Worker in BASIC

We also accept checks, Visa and Mastercard. Call TOLL FREE for Complimentary Brochure. (800) 854-0561 In CA (800) 432-7257 Ext.802
For further information call (714) 365-6668

Monument COMPUTER SERVICE
Village Data Center • P.O. Box 603 • Joshua Tree, CA 92252

CIRCLE NO. 133 ON FREE INFORMATION CARD

CONVERT ANY TV
TO A HIGH QUALITY MONITOR



Kit permits Dual Mode operation on B&W or Color sets
• Hi resolution • Up to 80 characters per line • Wide bandwidth • Direct Video • Safe Easy installation

34.95
ACVM

A full line of low cost Monitors and Receiver/Monitors available

Send for complete Audio/Video equipment catalog.

VAMP Inc.
Box 411, Los Angeles, CA 90028
(213) 466 5533

CIRCLE NO. 134 ON FREE INFORMATION CARD

MICROPROCESSOR IC's
RAM's • ROM's • EPROM's
MICROPROCESSOR SUPPORT IC's
COMPLETE LINE OF ELECTRONIC
PARTS, SUPPLIES &
TECHNICAL BOOKS

WRITE FOR
FREE
CATALOG

P.O. BOX 1957P
HAWTHORNE,
CA 90250



or indicate on info card

SUNTRONICS CO., INC.
12621 CRENSHAW BOULEVARD
HAWTHORNE CALIFORNIA 90250
IN CALIFORNIA OUTSIDE CALIFORNIA TOLL FREE
(213) 644-1149 1-800-421-5775

CIRCLE NO. 135 ON FREE INFORMATION CARD

COMPUTERWARE
products for
COLOR
COMPUTER

SOFTWARE

Color Invaders • Color Pac Attack • Monitor •
Adventure Games • Text Editors • Assemblers •
PASCAL • Magikube • Finance Programs • Color
Data Organizer • Graphic Games • Disassembler

HARDWARE

32 K RAM Expansion Board • 16 K RAM Set •
Cables • Interfaces • Power Pack ROM Cartridge
• Printers

ACCESSORIES

Books • Cassettes • Supplies • Service Manuals

Shipping from stock

Call or Write

COMPUTERWARE
Dept. C • Box 668
Encinitas, CA 92024 • (714) 436-3512

[Computerware is a trademark of Computerware]

CIRCLE NO. 136 ON FREE INFORMATION CARD

Electronics Classified

CLASSIFIED RATES: Per Word, 15 Word Minimum. **COMMERCIAL:** \$3.50. **EXPAND-AD:** \$5.25. **DISPLAY:** 1" x 2 1/4", \$425.00. 2" x 2 1/4", \$850.00. 3" x 2 1/4", \$1,275.00. **GENERAL INFORMATION:** Frequency rates and prepayment discounts available. Payment must accompany order except credit card—Am. Ex., Diners, MC, VISA (include exp. date)—or accredited ad agency insertions. Copy subject to publisher's approval; must be typewritten or printed. First word set in caps. Advertisers using P.O. Boxes MUST supply permanent address and telephone number. Orders not acknowledged. They will appear in next available issue after receipt. Closing date: 1st of the 2nd month preceding cover date (e.g., Mar. issue closes Jan. 1). Send order & remittance to: Classified Advertising, Popular Electronics Magazine, 1 Park Avenue, New York, NY 10016. Direct inquiries to Rose Lynch, (212) 725-7666.

FOR SALE

FREE DISCOUNT ELECTRONICS CATALOG. Over 4 1/2 million satisfied customers. Low, low prices on I.C.'s LED read-outs, computer peripherals, audio components, solar products and much, much more. Poly Paks, Box 942 PEC, Lynnfield, Mass. 01940.

GOVERNMENT and industrial surplus receivers, transmitters, spooferoscopes, electronic parts. Picture Catalog 25 cents. Meshna, Nahant, Mass. 01908.

ELECTRONIC PARTS, semiconductors, kits. FREE FLYER. Large catalog \$1.00 deposit. BIGELOW ELECTRONICS, Bluffton, Ohio 45817.

RADIO—T.V. Tubes— 49 cents each. Send for free catalog. Cornell, 4213 University, San Diego, Calif. 92105.

SAVE UP TO 50% on name brand test equipment. Free catalog and price list. Salen Electronics, Box 82, Skokie, IL 60077.

TELETYPE EQUIPMENT: Copy Military. Press. Weather. Amateur. Commercial Transmissions. Catalog \$1.00. **WEATHER-MAP RECORDERS:** Copy Satellite Photographs. National-Local Weather Maps. Learn How! \$1.00. Atlantic Sales, 3730 Nautilus Ave., Brooklyn, NY 11224. Phone: (212) 372-0349.

BUILD AND SAVE TV EARTH STATION. DETECTIVE ELECTRONICS. Video Recorders. Color Cameras, advanced Telephone Projects. **BROADCAST Electronics.** 50 page color catalog of unusual electronic projects AIR MAILED \$3.00; with 3 hour audio cassette dramatization of our catalog \$5.00. Don Britton Enterprises, PO Drawer G, Waikiki, Hawaii 96815.

POLICE/FIRE SCANNERS, crystals, antennas, CBs, Radar Detectors, HPR, Box 19224, Denver, CO 80219.

PRINTED CIRCUIT supplies, chemicals, tools, artwork, plating solutions. Major credit cards. Catalog \$2.00, refundable. CIRCOLEX, Box 198, Marcy, NY 13403.

RECONDITIONED TEST EQUIPMENT \$1.00 for catalog. **WALTER'S TEST EQUIPMENT.** 2697 Nickel, San Pablo, CA 94806. (415) 758-1050.

NEW ELECTRONIC PARTS. Continuously stocked. Stamp brings catalog. Daytapro Electronics, 3029 N. Wilshire Ln., Arlington Hts., IL 60004.

SPEAKERS SAVE 50%. Build your own speaker system. Write: McGee Radio Electronics, 1901 McGee Street, Kansas City, Missouri 64108.

ELECTRONIC CATALOG. Over 4,500 items. Parts, & components. Everything needed by the hobbyist or technician. \$2.00 postage & handling (United States Only), refundable with first \$15.00 order. T & M Electronics, 472 East Main St., Patchogue, NY 11772. (516) 289-2520.

PRINTED CIRCUIT BOARDS, your artwork. Quick delivery. Reasonable. Atlas Circuits, Box 892, Lincolnton, NC 28092. (704) 735-3943.

Telephone Listening Device

Record telephone conversations in your office or home. Connects between any cassette or tape recorder and your telephone or telephone LINE. Starts automatically when phone is answered. Records both sides of phone conversation. Stops recorder when phone is hung up. This device is not an answering service.



Each
\$19.95
Qty. Disc Avail.

Super Powerful Wireless Mic

10 times more powerful than other mics. Transmits up to 1/4 mile to any FM radio. Easy to assemble kit. 15V battery (not incl.)

Call (305) 725-1000 or send \$19.95 + \$1.00 shipping per item to USI Corp., P.O. Box PE-2052, Melbourne, FL 32901. COD's accept. For catalog of transmitters, voice scramblers and other specialty items, enclose \$2.00 to USI Corp.



Size 2" x 3" x 1"

CHEMICALS. Apparatus. Project Books. Wide Selection. Catalog send \$1.00 to Pioneer Corp., 14a Hughey Street, Nashua, NH 03060.

TEST EQUIPMENT, new and used. Catalog \$1.00. PTI, Box 8756, White Bear Lake, MN 55110.

POLICE SCANNERS WHOLESALE PRICES. VISA MC Phone orders accepted. (415) 573-1624. Free catalog. Scanners Unlimited, 1199A Laurel Street, San Carlos, CA 94070.

RF POWER TRANSISTOR - TUBE CATALOG FREE. MRF453, MRF455A, SK1451 - \$14.00; MRF454, SRF2072/ MRF2769 - \$17.00; MRF245, MRF247 - \$27.00; 2N4048 - \$6.20; Exclusive Repair Center for PALOMAR PRIDE, etc. Westcom, 1320 Grand, San Marcos, CA 92069. (714) 744-0728.

Satellite TV

FOR THE HOME

Sick of Network TV?

Our receiver lets you get over 75 channels of television directly from earth-orbiting cable TV satellites! HBO, Showtime, super stations, sports and movies worldwide.



We don't just sell information! We Manufacture Hardware!

From offshore oil rigs, data links to hotels and backyard installations, we wrote the book. Constantly updated, our 94 Page technical information book and catalog gives you all the facts. Inexpensive dishes, feeds, telemetry software, kits and more. Recommended reading by NASA, The Office of Consumer Affairs and quality companies like Rockwell/Collins. Send \$7.95 today!

CALL
24-hr. C.O.D. Hotline
(305) 339-7600



SPACECOAST
RESEARCH CORPORATION
P.O. Box 442-A, Altamonte Spgs, FL 32701

ROBOT KITS, PARTS, MATERIALS BOOKS. Send \$3 for subscription to catalog and newsletter. ROBOT MART, 19 West 34th St., New York, NY 10001.

SATELLITE TELEVISION . . . HOWARD COLEMAN boards to build your own receiver. For more information write ROBERT COLEMAN, Rt. 3, Box 58-APE, Travelers Rest, S.C. 29690.

GATED PULSE SUPPRESSED KIT: \$39.00. **SINEWAVE SUPPRESSED KIT:** \$37.00. Both include parts, manual and etched board. Manual only \$4.60. **MICROWAVE TV DOWN-CONVERTER KIT:** \$69.00. Catalog \$2.00. J&W ELECTRONICS, Box 6, Cumberland, RI 02864.

MICROWAVE DOWNCONVERTERS BUILT— IN preamp-highest gain. Downconverter board, plans - \$15.00. Power Supply Board, Plans - \$5.00. Antenna Cookbook - \$5.00. All three for \$20.00. **MICRO ENGINEERING,** P.O. Box 17231, Minneapolis, MN 55417.

MICROWAVE TV SYSTEM

SYSTEM 20

- Precision 25" Parabolic Antenna
- Prebuilt Converter and Preamp
- Assembled Power Supply
- Low-loss Coaxial Cables
- One Year Warranty
- Completely Built and Tested

\$289.95
\$5.00 shipping

DATA SERVICE CO.
3110 Evelyn Street
Roseville, MN 55113
612-636-9469

Buy Gov's Surplus

SAVE To 85%

Send 60¢ For Big Bargain Catalog

1000's Of Bargains: Surplus, Excess Inventory, Brand Name New Equipment

COMPRESSORS • WINCHES • GEAR MOTORS
TELEPHONES • WELDERS • POWER PLANTS
SURVEYING INSTRUMENTS • ELECTRONICS
FIRE BUGGLER ALARMS • PAINT GUNS
TARPS • BINOCULARS • TOOL BOXES
HYDRAULICS • AIR TOOLS • PUMPS

SURPLUS CENTER Box 82209-PE Lincoln, Nebraska Zip Code 68501

SATELLITE TELEVISION INFORMATION — Build or buy your own Earth Station. US. \$4.00. Satellite Television, RD 3, Oxford, NY 13830

FREE CATALOG 99 cent kits. Parts. Bargains Galore! ALL-KIT. 434 West 4th St., West Islip, New York 11795.

FREE KIT CATALOG contains test equipment. Phone 415-447-3433. DAGE SCIENTIFIC INSTRUMENTS, Box 1054P, Livermore, CA 94550.

UNSCRAMBLE

SCANNER ACCESSORIES
FREE LITERATURE
501-623-6027

DNE, INC., RT. 7, BOX 610
HOT SPRINGS, ARK. 71901

POLICE CODE

PRINTED CIRCUIT BOARDS etched from any artwork in this issue, single or double sided. Send \$14.98 each with your order to: Merrimac Eng., 10 South Island Ave., Batavia, IL 60510.

PICTURE TUBE REBUILDING equipment new and used. ATOLL TELEVISION, 6425 Irving Park, Chicago, Illinois 60634.

AMATEUR MICROWAVE T.V. ANTENNAS. Receive uninterrupted movies, fully guaranteed. Also in kit form. For information and plans send \$8.00 to: MDS Specialist, P.O. Box 67, Southaven, MS 38671.

LOOKING FOR THE BEST BUYS in transistors, IC's, diodes. Call 800-458-6053, in PA (814) 837-6820. MC/VISA honored. Saving, service, quality, as only B&D can do. B & D Enterprises, P.O. Box 305, Kane, PA 16735.

SATELLITE T.V. Books, parts, low noise microwave transistors. Specs and catalog \$2.00. Elite Electronics, RR1 St. George, Ontario, Canada N0E1N0.

SOUND SYNTHESIZER KITS — Surf \$19.95. Wind \$19.95. Wind Chimes \$24.95. Musical Accessories, many more. Catalog free. PAIA Electronics, Box J14359, Oklahoma City, OK 73114.

RESISTORS. 1/4W, 1/2W5% C.F. 3cea., 1% Metal films. NO MINIMUMS. Cabinet assortments Quantity Discounts. Details from: JR INDUSTRIES, 5834-E, Swancreek, Toledo, OH 43614.

Amateur MICROWAVE TV 2300 MHZ Downconverter Kit	Superior Microwave Products. Inc.
\$35.00	SMP P.O. Box 1241 Vienna, VA 22180
VISA MC	Orders: 1-800-368-3028 Inquiries: 1-703-255-2918 and Virginia Call

ANTI GRAVITY

ELECTRONIC LEVITATION

No moving parts, magnets, gases or exotic fuels BUILD FLYING MODELS. Plans, schematics, diagrams, performance charts & more in PRIMER VOL. 105 pgs 8 x 10 mimeo \$20 ppd. GUARANTEED! VISA MC add \$5 FOREIGN ADD \$10 SAUCER TECHNOLOGY, Box 132-M, Eureka Springs, Ark. 72632

AMPLIFY WEAK FM car reception with the "BOOSTER" Plans, \$2.00. 10700 Galahad, Little Rock, Arkansas 72209.

SATELLITE RECEIVERS. SAT-TEC R2BR \$795.00. Also Avantek 120" LNA's \$650.00. Call Dick Suba, (315) 357-3481.

SCANNER ACCESSORIES, both kits and factory assembled. Free catalog. Capri Electronics, Route 1P, Canon, GA 30520.

COMPACT LSI MICROWAVE TV Downconverter fully assembled and tested, no parts change for zone modification. US \$180.00 Airpost with 200P manual. Money order to: Reliant Engineering Company, P.O. Box 33610, Sheungwan, Hong Kong

HENLEY'S 20th CENTURY BOOK of 10,000 Recipes, Formulas & Process for almost everything used in the home, farm, workshop or industry. Satisfactory Guaranteed. Send \$15.00 to: Nile Corp, 14a Hughey St., Nashua, NH 03060

NON-COMMERCIAL Television Projects: UHF Sinewave Systems; 2300 MHZ Microwave Downconverter. Best systems available; no internal connections to TV! Plans \$10.00 each; both \$15.00 PARTS, KITS AVAILABLE; MC/VISA accepted on parts purchases. Send SASE for parts pricing and more information on these and other unique plans. COLLINS ELECTRONICS, Box 6424, San Bernadino, CA 92412.

INTERCOM! — Your pushbutton telephones can double as an intercom for under \$20.00 in parts! Plans and instructions. \$5.00. dB Enterprises, Box 453, Westwood, NJ 07675.

SHORTWAVE LISTENERS! Free catalog. High quality SWL equipment! Radio West, 2015 S. Escondido Blvd, Escondido, CA 92025. (714) 741-2891. The Only all SWL store in the Known World.

PCB 15c sq-in FREE DRILLING. SATISFACTION GUARANTEED. International Enterprise, 6452 Hazel Circle, Simi Valley, CA 93063.

BOOTLEGGERS BIBLE FOR CB MODIFICATIONS. \$12.95. CB Radio Repair Manual, \$8.95. Leneer Plan Book, \$11.95. Also Kits, complete units, and more. Catalog \$1.00 at: A.P. Systems, POB 263PE, Newport, RI 02840.

HOW TO PROGRAM YOUR PET, VIC or OSI C1P C4P. Easy, Fun; Guaranteed. FREE details. Write: TIS, Dept. PE1, Box 921, Los Alamos, NM 87544.

Enjoy Satellite TV Now



Better than Cable TV—Over 200 TV and radio services. Why waste money? Learn the whole story and build a video system the family can enjoy. No commercials. FREE movies, sports and Vegas shows—worldwide, crystal clear reception connects to any TV set. Big (8 x 11 in.) book loaded with details, photos, kits—

TELLS EVERYTHING! Satisfaction Guaranteed. Send \$8.95 TODAY! Add \$2.00 for 1st class (air mail) or call our 24 hour C.O.D. rush order line (305) 862-5068.

GLOBAL ELECTRONICS,
P.O. Box 219-K, Maitland, Florida 32751

PROTOTYPE/INSTRUMENT PC BOARDS. 7.8"x4.5" glasepoxyFR4 snglsided. Four interleaved power supply busses. Onboard voltage regulation area. Configured for 13 sngldual Opamps, comparators, 10 16pinDIPs, etc. 1-5 \$17.75. 6-10 \$15.50, 10-inf. \$13.25. CHROMATICS CORPORATION, P.O. Box 3009, Cambridge, MA 01239. (617)876-3113.

VARIETY ELECTRONIC SURPLUS parts and pieces. Monthly picture flyer. Send \$2.00 for 6 issues. Star-Tronics, P.O. Box 683, McMinnville, OR 97128.

MICROWAVE TV ANTENNA \$169.95
18" Dish Type Antenna, Probe Mounted Down Converter, 6 Month Warranty

MICROWAVE TV MANUAL \$16.25
Plans and Concepts

SUBSCRIPTION TV MANUAL \$14.95
Theory, Schematics, Etc.

KITS AVAILABLE

INFORMATION PACKAGE \$2.00
Send Check or MO. Add 5% Shipping. CA Residents Add Tax.

ABEX, P.O. Box 26601-PE, San Francisco, CA 94126

MICROWAVE 2Ghz. BEST IN THE WEST! Downconverter kits \$39.00. Complete with antenna and control box \$99.00. Factory assembled - 90 day warranty, \$159.00. GALAXY ELECTRONICS, 6007N, 61st Ave., Glendale, AZ 85301. (602)247-1151.

AIM YOUR SATELLITE TELEVISION ANTENNA ACCURATELY using azimuth and elevation data computed for your location ANYWHERE WORLDWIDE. Chart shows which of 44 satellites are within your reception area. You will also receive our 7 page booklet showing future launches, frequencies, formats, antenna feedline data, list of satellite TV suppliers, \$10.00. COMPUSAT, 643 South Route 83, Elmhurst, IL 60126.

DON'T BE A PATCH CORD SNATCHER. BE PREPARED! Ten top quality shielded 36" stereo patch cords with phono plugs for \$19.95 plus \$2.00 shipping. J&J ELECTRONICS, Box 504, Winchester, MA 01890.

SATELLITE TV ANTENNA - We make the best 10 foot fiber glass dish in the Midwest!!! Receive 75 TV channels direct from the satellite. We have openings for dealers. For complete spec's and satellite TV information send \$2.25 for postage & handling to: SPACE ANTENNAS, 127 W. 10th, KCMO, 64105.

BLUEBOX generator. Not advised to obtain free phone service, for testing troubleshooting and amateur applications. plans \$6.00. REDBOX generator. Not advised to obtain free phone service for testing and trouble-shooting, plans \$6.00. LINEAR AMP, simply constructed mostly from T.V. and radio parts, plans \$5.00. Send check or money order to: J&R Electronics, P.O. Box 323, Wonder Lake, IL 60097.

The First Low Distortion Car Speakers.

Good news travels fast and sounds great when it's from Speakerlab—now with new speaker systems handmade for your car and featuring polypropylene woofers, custom crossovers, and more. If you have quality car audio electronics DON'T WASTE MONEY on poor speakers. Write for our FREE Speaker Catalog.



speakerlab
Dept. CPE21, 735 N. Northlake Way
Seattle, Washington 98103

McKAY SETS THE STANDARD FOR COMPACT AM RECEIVING ANTENNAS

DA100D OUTDOOR ANTENNA and DA9-DL4 LOOP ANTENNA

For specs & details contact these dealers
HARVEY RADIO & BARRY ELECTRONICS New York City
HENRY RADIO Los Angeles CA
GILFER ASSOCIATES Park Ridge NJ
EDMOND SCIENTIFIC CO. Barrington NJ
ELECTRONIC EQUIPMENT BANK Vienna VA I.D.C. Area
PROMAR Tampa FL
FRANK L. BEIER RADIO INC. Jefferson LA
THE BASE STATION Concord CA
J-MAR ELECTRONICS Toronto Canada
INTERNATIONAL RADIO WORLD INC Vancouver Canada

800/854-7769 Local • 714/621-6711
except Telex • 910-581-4990
Calif., Alaska, Hawaii

G. E. McKay & Co.
111 S. College Ave
PO Box 5000
Claremont, CA 91711




PRINTED CIRCUIT BOARDS manufacture and design. Also provide special services, i.e., prototypes, photo of artwork, photo-coated copper. Fast turnaround, exceptional quality. Call or write today. Digitronics, Box 2494, Toledo, Ohio 43606. (419) 473-0985.

BEARCAT 100 \$292.95, 350 \$409.95. Regency D810 \$309.95. Radar detectors. Guilderland Communications, 7570 Glencrest Ave., Liverpool, NY 13088.

RETICON CAMERA, LC600C256-2 with 12.5 mm "C" mount lens & hood. Has 256 byte. CCD and will take external clocking and synchronization. Call or write: Bill Mahi, Regal Rugs, Inc., North Vernon, Indiana 47265. (812) 346-3601.

60HZ CONVERTER MODULE to IC-I-I-HZ \$15.00. Logic probe that is compatible with TTL-HTL-CMOS. with voltages of 4.5v-15v \$15.00. Voltage Divider Module single ended power supply into a Bipolar supply 5v to 15v. 500 MA \$12.00. ORE. P.O. Box 8411, Portland, ME 04104.

REVERBERATION FOR ORGANS AND KEYBOARDS-Simply connected to any electronic organ, even those with multiple output channels. Room size and reverberation time adjustable. Nothing comparable in this price range is offered on the market. Send for free brochure. DEVTRONIX ORGANS INC., Dept. 20, 6101 Warehouse Way, Sacramento, CA 95826.

 <p>MICRO-VIDEO II</p> <p>\$169.95</p>	<p>Cable TV Equipment In Stock</p> <p>Complete Satellite Systems</p> <ul style="list-style-type: none"> • Micro-Wave TV System • Precision Parabolic Antenna • Advanced Down Converter • Power Supply • Low-Loss Coaxial Cables • Complete - Ready To Install <p>Call Toll-Free 1-800-626-5533</p> <p>SOUND & VIDEO RESEARCH P.O. Box 19462 Louisville, KY 40219</p>
--	---

RF MODULATORS for SATELLITE TELEVISION, MICROCOMPUTERS CCTV. Also monitors, cameras, kits. FREE CATALOG. Phone (402) 987-3771. Dealers Welcomed. ATV RESEARCH, 13-P Broadway, Dakota City, NE 68731.

TV SATELLITES - Send \$4.00 for catalog to: T.J. SATELLITES, 350 San Miguel Ct.#1, Milpitas, CA 95035.

COMPUTER EQUIPMENT

SURPLUS COMPUTER PERIPHERALS: Selectric! I/O typewriter bargains. World's largest selection. Send 25c for bargain-packed flyer. CFR, Box 144, Newton, NH 03858.

SAVE 90% Build Your own Minicomputer. Free Details. Diga-tek. 2723 West Butler Dr., Suite 20C, Phoenix, AZ 85021.

USED COMPUTER TERMINALS. Printers. Modem. Surplus Electronic parts. Catalog \$1.00. RONDURE COMPANY, THE COMPUTER ROOM, 2522 Butler St., Dallas, TX 75235. (214) 630-4621.

COMMODORE COMPUTERS. Disk drives, printers. Call for low prices on latest models. 802-658-6908.

Z-80A 4MHz MICROPROCESSORS. \$6.85. 2716 EPROM. \$6.99. Other hardware, software bargains. Brochure. COMPUTER HEROES. 1961 Dunn Road, E. Liverpool, OH 43920.

HP-41C/CV SOFTWARE. Application programs for electronics, engineering, business. FREE CATALOG. Software Specialists, Inc., Box 329, Springboro, OH 45066.

PERSONAL COMPUTER ABC'S. Simplified, must have reference manual for beginners. \$2.00. FENCO-PE2. Box 309, Bellevue, WA 98009.

AMATEUR RADIO

RADIO AMATEUR CALLBOOKS: 1982 Directories of Radio Amateurs around the world. U.S. Callbook \$22.00; Foreign Callbook \$21.00, shipping included. See your dealer or write for FREE catalog. Radio Amateur Callbook, Dept. PE, 925 Sherwood Dr., Lake Bluff, IL 60044.

CALL US FIRST. For low Ham prices. All major brands. Call TOLL FREE 6-10PM. Mon/Wed/Fri - 1-800-231-3057. Madison Electronics. 1508 McKinney, Houston, TX 77010. (713) 658-0268 Daytime.

C.B. EQUIPMENT

GET MORE CB CHANNELS AND RANGE! Frequency Expander, boosters, speech processors, how-to-books, plans, modifications. Catalog \$2. CB CITY, Box 31500PE, Phoenix, AZ 85046.

BOOTLEGGERS BIBLE FOR CB MODIFICATIONS. \$12.95. CB Radio Repair Manual. \$8.95. Leneer Plan Book, \$11.95. Also Kits, complete units and more. Catalog \$1.00 at: A.P. Systems. POB 263PE, Newport, RI 02840.

CABLE TV

 <p>39⁹⁵ ADD \$2.50 FOR POSTAGE</p> <p>30 CHANNEL CABLE TV CONVERTER</p>	<p>FREE! UNUSUAL 96 PAGE ELECTRONIC PARTS & IDEAS CATALOG!</p>
<p>ORDER No. 198AE047</p> <p>ETCO ROUTE 9N, PLATTSBURGH, N.Y. 12901 Tel.: (518) 561-8700.</p>	

PLANS AND KITS

PRINTED CIRCUIT Boards from sketch or artwork. Kit projects. Free details. DANOCINTHS Inc., Dept. PE, Box 261, Westland, MI 48185.

LASERS HANDBOOK with burning, cutting, Ruby Reds, CO's complete plans, books, and parts. Send \$4.00 to: Famco, Dept. PE, Box 1902, Rochester, NH 03867.

GIANT SCREEN TV projection system converts any television into 7-foot picture. Lens & instructions \$14.95. (Dealers welcome). Bell Video, 4616 Belair Rd., Baltimore, MD 21206.

PROFESSIONAL GIANT SCREEN PROJECTION TV... Don't be fooled by cheap imitations... Build the best!... Simple Construction!... FREE information!... POLI-VISION. 168E Dunmore St., Throop, PA. 18512.

FM STEREO TRANSMITTER KIT. Range up to 1/3 mile. broadcast quality, 30 db separation, 300 mv audio input sensitivity. Tunes 88-108 Mhz. highly stable, 50 ohm out. Requires +15V. Complete kit \$9.95. Commercial quality AM TRANSMITTERS also available. Free info. STELLATRON, 4942 Whitsett-205, N. Hollywood, CA 91607. 213 506-0415

PROFESSIONAL LIMITER-COMPRESSOR-EXPANDER KITS. Pro specs and features. balanced input, adjustable threshold, slope (1:1 to 100:1). attack and release. Models from \$79 and up. Rack mounting available. Free Info. STELLATRON, 4942, Whitsett-205, N. Hollywood, CA 91607.

MICROWAVE TELEVISION "DOWNCONVERTERS" under \$50.00. High quality, easily assembled. Catalogue: \$2.00 (refundable). NDS, Box 12652-E, Dallas, TX 75225.

MICROPROCESSOR Trainer. Learn by constructing and programming a microcomputer for under \$70.00. Instructions plans \$6.00. MicroDevelopment Corporation, Box 419, Edwardsburg, MI 49112.

KERLIAN PHOTOGRAPHY as a hobby. Complete plans for Do-it-yourself machine. Includes easy instructions and ways to improve quality of prints. \$5.00. C.E.I.C. Electronics, P.O. Box 805, Missouri City, Texas 77459.

	<p>WE RSI</p> <p>ORGAN & PIANO KITS</p> <p>WORLD FAMOUS instruments you build yourself. Save up to 2/3! Modular concept - add new features as desired. No obsolescence. Free literature - Specify Piano or Organ.</p> <p>WE RSI electronics, Inc., Dept. M19 Box 5318, Lancaster, PA 17601</p>	
---	---	--

PROFESSIONAL MUSIC SYNTHESIZER PLANS. This manual contains complete plans and schematics for 5 professional music synthesizers - Polyphonic, Monophonic, Duophonic 12 and 4 voice, and bass synthesizer. Send \$15.98 to SYNTEX, 702 117th Place S.W., Everett, WA 98204.

PHONE-CASSETTE INTERFACE. Records whenever phone is offhook. Send \$1.00 for plans to: Funtronics, P.O. Box 84, Seattle, WA 98125.

5 WATT WIRELESS MICROPHONE. Transmits greater distances with reliability. Plan set \$8.00. Gregg Richardson, P.O. Box 1251, Kulaia, Hawaii 96734.

WOOD STOVE ALERT: Audio/visual warning of low wood conditions or dangerous flue temperature. Plans \$9.50. Kit \$49.50. Electric Energy, P.O. Box 658, Medford, OR 97501-0044.

30 TUNE MELODY MICROPROCESSOR \$6.95EA. Two for \$6.50 EA, 6 for 6.00EA. Add \$1.50 shipping. Specs only 50c. SRJ International Corp., Dept P, 1936 Hillman Ave., Belmont, CA 94002.

ROBOTS, eproms. PC boards, games, tools, more. Catalog \$2. Cosmic Enterprises, Box 9045, Stockton, CA 95208-1045.

ELECTRONICS COURSES. \$35.50 EACH. Write for free Brochure. Electronics Home Study, Box 1974B, Fargo, North Dakota 58107.

CUSTOM TV SCHEDULES FOR HBO & Showtime. Send for FREE sample. P.O. Box 947, Gresham, OR 97030.

PROJECTION TV... Convert your TV to project 7 foot picture... Results equal to \$2,500 projector... Total cost less than \$200. PLANS & LENS \$16.00. Illustrated information FREE. Macrocomff, Washington Crossing, Pennsylvania 18977. Creditcard orders 24 hours. 215-736-3979.

ALARMS

BURGLAR, FIRE, CAR! Finest equipment! Save! Free Catalog. AAS, 186A Oxmoor Road, B'ham, AL 35209.

UNIQUE AUTO ALARM. Simple Kit disables Ignition, has Keyswitch OR Keyless Operation. Entrance Reminder. Three Types of Reset, uses Horn or Siren. VERY EFFECTIVE! Plans, Parts, Circuit Board \$29.00. Plans \$4.00. ALARMS, P.O. Box 43, West Bridgewater, MA 02379.

Burglar - Fire Protection

	<p>Protect Your Life, Home, Business, Auto, etc.</p> <ul style="list-style-type: none"> • Our catalog shows how. Install your own alarm systems and devices and save \$\$\$\$. • We offer FREE write-in engineering service. <p>FREE CATALOG Lowest Prices on Reliable, High-Quality Alarm Systems and Devices</p> <p>Burdex Security Co. Box 82802-PE Lincoln, Ne. 68501</p>
--	---

SAVE HUNDREDS! New wireless security system for home. Install in minutes. Free catalog. Davis, Box 3363, Simi, CA 93063.

INFRARED outdoor security system. Build it inexpensively yourself. Information 10c SASE. Plans \$5.00. HR Engineering. Box 272, Dayton, Ohio 45409.

HIGH FIDELITY

TOP QUALITY SPEAKERS AND KITS. Send \$2.00. Speaker Warehouse, 809 North Route 441, Hollywood, FL 33021.

DIAMOND NEEDLES and STEREO CARTRIDGES at DISCOUNT PRICES for SHURE, PICKERING, STANTON, EMPIRE, GRADO, AUDIO TECHNICA, ORTOFON, ACUTEX and ADC. Send for free catalog. LYLE CARTRIDGES. Dept. S., Box 69, Brooklyn, NY 11218. For fast COD service Toll Free 800-221-0906. 9AM - 8PM except Sunday.

NEW BOOK. Get the Most Out Of Your Stereo. Send \$3.00. Tim Brockopp, Route 6, Box 284, Alexandria, Minnesota 56308.

WANTED

GOLD, Silver, Platinum, Mercury, Tantalum wanted. Highest prices paid by refinery. Ores assayed. Free circular. Mercury Terminal, Norwood, MA 02062.

TUBES

RADIO & T.V. Tubes — 49 cents each. Send for free Catalog. Cornell, 4213 University, San Diego, Calif. 92105.

TUBES: "Oldies". Latest. Supplies, components, schematics. Catalog Free (stamp appreciated). Steinmetz, 7519-PE Maplewood, Hammond, Ind. 46324.

TUBES-RECEIVING. Industrial and Semiconductors Factory Boxed. Free price sheet including TV, Radio and audio parts list. Translaterco, Inc., 1365 39th St., Brooklyn, New York 11218. Telephone: (212) 633-2800. Toll free: 800-221-5802.

HUGE INVENTORY! Thousands of types. Wholesale prices. FREE CATALOG! ETCO Electronics, DEPT. 290, Plattsburgh, NY 12901.

GOVERNMENT SURPLUS

GOVERNMENT SURPLUS! Millions of items (including Jeeps)... low as 1c on dollar! Most complete Directory available \$2.00. DISPOSAL, Box 19107-HB, Washington, DC 20036.

JEEPS, CARS FROM \$35.00 - 700,000 ITEMS! - Government Surplus - MOST COMPREHENSIVE DIRECTORY AVAILABLE tells how, where to buy - your area - \$3 - MONEY BACK GUARANTEE - "SURPLUS INFORMATION SERVICES." Box 3070GE38, Santa Barbara, California 93105.

GOVERNMENT SURPLUS. ELECTRONICS! JEEPS \$17.00! Buy Direct from Government, Your Area. 900,000 Items! Largest OFFICIAL Directory. Including Government Oil Lottery Report. \$2.00 (Guaranteed). Government Reprints, Department A18, 4620 Wisconsin Northwest, Washington, DC 20016.

PERSONALS

MAKE FRIENDS WORLDWIDE through international correspondence, illustrated brochure free. Hermes-Verlag, Box 110660-Z, D-1000 Berlin 11, W. Germany.

CORRESPONDENCE FOR FRIENDSHIP IN PHILIPPINES. MALAYSIA. Free information. AACC-(PE). Box 1542, Canoga Park, Calif. 91304.

PENFRIENDS — ENGLAND — USA, through correspondence. Send age, interests. Free reply. Harmony, Box 89PE, Brooklyn, New York, 11235.

CORRESPONDENCE for friendship! Mexico, Philippines, Europe, USA. Free information. International, Box 1716-EL, Chula Vista, CA 92012.

CORRESPONDENCE FOR FRIENDSHIP with sincere, intelligent singles in Philippines. Free information. Filam, Box A3713-PE, Chicago, Illinois 60690.

INSTRUCTION

LEARN WHILE ASLEEP! HYPNOTIZE! Astonishing details, strange catalog free! Autosuggestion. Box 24-ZD, Olympia, Washington 98507.

ADVERTISERS INDEX

UNIVERSITY DEGREES BY MAIL! Bachelors, Masters, Ph.D.'s. Free revealing details. Counseling, Box 317-PE02, Tustin, California 92680.

LEARN ELECTRONIC ORGAN SERVICING at home. Completely revised course covers latest models including digital, LSI's, synthesizers, etc. NILES BRYANT SCHOOL, PO Box 20153, Sacramento, CA 95820.

Be an FCC LICENSED Electronic Technician



Earn up to \$600 a Week & More!
No costly school — The Original FCC Tests—Answers exam manual that prepares you at home for FCC General Radiotelephone License. Newly revised multiple-choice exams cover all areas tested on the actual FCC Goyt exam! No previous experience required. \$12.95 post-paid. Moneyback Guarantee.
Dept. P P.O. Box 26348, San Francisco, CA 94126

COMM-TECH PRODUCTIONS

MEDICAL ELECTRONICS TECHNOLOGY, home study. Troubleshoot medical instruments. WTI, P.O. Box 124, Pine-dale, CA 93650

COLLEGE DEGREES BY SPECIAL EVALUATION OF EXISTING Credentials & Job Experience. Fast, Inexpensive, (614) 863-1791. Guidance Box 13151-A2, Columbus, Ohio 43213.

LEARN BASIC ELECTRONICS easy to understand booklet. Packed with illustrations. Ideal for beginner and hobbyist. \$5.00. How To Company, P.O. Box 2592, Newport Beach, California 92663-1592. 7 day money back guarantee

COLLEGE DEGREE in ELECTRONICS by Home Study

- Fully Accredited by Accrediting Commission of NHSC
- Grantham's home-study program leads first to the A.S.E.T. and then to the B.S.E.T. degree
- Get complete details. Write for *Bulletin 82-A*.

Grantham College of Engineering
2500 La Cienega Bl, Los Angeles, CA 90034

FOR INVENTORS

PATENT AND DEVELOP your invention. Registered Patent Agent and Licensed Professional Engineer. Send for FREE PATENT INFORMATION every inventor should have. Richard L. Miller, P.E., 3612-E Woolworth Building, New York, NY 10007. (212) 267-5252.

INVENTIONS WANTED

FREE CONSULTATION • NO IDEA TOO SMALL

Disclosure registration. Potential cash or royalties from manufacturers seeking new ideas. For free information on how to register your ideas. Call or write

AMERICAN INVENTORS CORP.

59 Interstate Dr. Dept PE
West Springfield, MA 01089 (413) 737-5376
A Fee Based Service Company

BUSINESS OPPORTUNITIES

FREE CATALOGS. Repair air conditioning, refrigeration. Tools, supplies, full instructions. Doolin, 2016 Canton, Dallas, Texas 75201.

MECHANICALLY INCLINED individuals desiring ownership of Small Electronics Manufacturing Business — without investment. Write: BUSINESSES, 92-K2 Brighton 11th, Brooklyn, New York 11235.

ERASE DEBTS with little-known law — create wealth!! Details FREE — Blueprints, No. EE2, LaGrangeville, NY 12540.

FREE BOOK "2042 Unique Proven Enterprises." Fabulous "unknowns," second inflation income. Haylings-M. Carlsbad, CA 92008.

MAILORDER OPPORTUNITY! Start profitable home business without experience or capital. Write for free book, case histories, plus complete details. No obligation. Mail Order Associates, Dept 666, Montvale, NJ 07645.

WANT YOUR OWN RADIO STATION? Investment/experience unnecessary. Free information. "Broadcasting", Box 130-A2, Paradise, CA 95969.

T.V. MEN - HI-PROFITS - ONE MAN FACTORY. Rebuild CRTs for \$3.00. Purchase Patented equipment. Original manufacturers. New/used. Free training. C.R.T., 4071 Elston, Chicago 60618. (312) 583-6565.

BORROW \$30,000 without interest! All eligible. Repay anytime. Free details. Infohouse, Box 1004-PE2, New York, NY 10003.

LCD watch US \$2.50 Penwatch US \$3.60 for catalogue US \$1.00. Reliant (Engineering) Company, Box 33610, Sheungwan Post Office, Hong Kong.

START YOUR OWN BUSINESS. Send \$1.50 for info. To: Timm Enterprises, P.O. Box 2813, Idaho Falls, Idaho 83401.

BORROW BY MAIL! \$500.00 - \$50,000.00. No collateral, bad credit no problem!! Write: Gelco Financial Services, Box 34293-CD, Indpls., IN 46234.

BORROW \$25,000 "OVERNIGHT." Any purpose. Keep indefinitely! Free Report! Success Research, Box 29070-GB, Indianapolis, IN 46229.

BUMPER STICKER PRINTING DEVICE. Cheap, Simple, Portable. Free details: Bumper, POB 22791(PE), Tampa, FL 33622

MAKE YOUR FORTUNE IN COMPUTERS. Free report tells how. SeaBird Press, Box 461R, Lexington, MA 02173.

PROJECTION TV . . . Make \$200.00+ per evening assembling Projectors . . . Easy . . . Results equal to \$2,500 projectors . . . Your total cost less than \$15.00 — PLANS, LENS & Dealers Information \$14.00 . . . Illustrated information FREE . . . Macrocomcfx, Washington Crossing, Pennsylvania 18977. Creditcard orders 24 hours 215-736-2880.

EMPLOYMENT OPPORTUNITIES

JOBS OVERSEAS - Big money fast. \$20,000 to \$50,000 plus per year. Call 716-842-6200, ext. 1740.

NATIONWIDE EMPLOYER LISTINGS! FREE DETAILS. AVI, Box 264P2, Buffalo, NY 14215.

POSITION OPEN

TECHNICAL SPECIALIST - The Department of Mineral Sciences at The American Museum of Natural History is seeking a Technical Specialist to operate, maintain, repair, upgrade and provide instruction for an automated 9-channel ARL-SEMQ microprobe. Additional duties will include support for x-ray diffraction equipment, other departmental equipment, sample preparation facilities, and an inter-departmental Scanning Electron Microscope. Supervisory responsibilities as well as other related duties may be assigned. **QUALIFICATIONS:** A Baccalaureate degree is required. Candidates should also have a working knowledge of electronics, high-vacuum technology and of minicomputer programming. Training and/or experience in materials analysis and geology is desirable. The starting salary will be competitive and dependent upon qualifications. Benefits will include 4-weeks annual vacation, sick leave, and company-paid major medical and dental coverages. Candidates are invited to submit a resume, a statement of salary requirements, and the names of persons familiar with your work to: Dr. Martin Prinz, Chairman, Department of Mineral Sciences, THE AMERICAN MUSEUM OF NATURAL HISTORY, Central Park West at 79th Street, New York, New York 10024. THESE MATERIALS SHOULD BE SUBMITTED BY MARCH 15, 1982. An Equal Opportunity (M/F/H) Affirmative Action Employer.

REAL ESTATE

BIG NEW . . . FREE SPRING CATALOG! Top real estate values coast to coast! Please specify types, property and location desired. UNITED FARM AGENCY, 612-EP West 47th, Kansas City, MO 64112.

RUBBER STAMPS

RUBBER STAMPS, BUSINESS CARDS. Many new products. Catalog. Jackson's, E-100, Brownsville Rd., Mt. Vernon, Ill. 62864.

MUSICAL INSTRUMENT

MUSICAL INSTRUMENTS' HOT LINE! Incredible prices: Amps, PA gear. All instruments. Huge selection. Sam Ash, established 1924. 800-645-3518. NYS: (212) 347-7757.

MOTION PICTURE/VIDEO

VIDEOTAPES - 8MM/16MM MOVIES. TWO 72 page catalogs \$1.00. Both \$1.50. Reelimages, Box 137-PE, Monroe, Connecticut 06468.

MISCELLANEOUS

MPG INCREASED! Bypass Pollution Devices easily. REVERSIBLY!! Free details — Posco GEE2, LaGrangeville, NY 12540.

SPACE SHUTTLE COLUMBIA! First flight captured in six (8½x11) breathtaking color photographs. Limited Edition. Hurry! \$5.00. Lance Graham, 1010 S. Magnolia #10, Fullerton, CA 92633.


STAND OUT FROM THE CROWD! Now your Expand-Ad® can be more outstanding on a BENDAY screened background like this! Call (212) 725-3927 for more information.

RS no.	ADVERTISER	PAGE no.
2	Albia Electronics	62, 63
	Albia Inset	between p. 62 & 63
4	All Electronics Corp.	41
5	Antenna Specialists	96
6	AP Products	95
7	Apple Computer	Cover 2, 1
59	Atari	17
8	Audio-Technica	103
9	Beisaw	103
10	Bishop Graphics	53
64	BSR (USA) Ltd.	7
	Classified Advertising	118-121
12	Castle Marketing	18
	Cincinnati Microwave	15
	Cleveland Institute of Electronics, Inc.	36-39
1	Communications Electronics	19
	COMPUTER MART	117, 118
14	Compuque	86
13	Crown International	77
15	Cynex	65
16	Digi-Key Corp.	110
17	Discwasher	Cover 4
18	Electronic Specialists	108
19	Epson	16
20	Etronix	102
21	Firestik	107
22	Fotomat	20, 21
29	Gladstone	87
24, 25	Global Specialties	75, 104
	Grantham College of Engineering	108
26, 27, Heath Co.		12, 13, 33, 92
28		
23	Hewlett-Packard	Cover 3
30	Illinois Audio	88
32	Jameco Electronics	114, 115
33	JDR Microdevices	112, 113
34	J&R Music World	88
	JS & A National Sales	25
36	MFJ Enterprises	108
	McGraw-Hill	26-29
38	McIntosh Laboratory, Inc.	96
40	Micro Mint	100
	National Education Corp.	109
	Natl. Technical Schools	78-81
50	NEC America	44
	Netronics, R & D Ltd.	43, 85, 101
	NRI Schools	8-11
43	OK Machine	91
44	Olympic Sales	100
	Omega Sales Corp.	2
45	PAIA	107
	Percom	103
39	Personal Computer Systems	90
46	Poly Paks	109
47	Progressive Edge (The)	30
48	Protecto Enterprises	86
49	Quest Electronics	116
	Radio Shack	111
60, 61	R.L. Drake	107, 108
42	Scientific Systems	88
51	Shure Bros.	97
	Simple Simon Kits	68
	Sinclair Research	4, 5
52	Sony	84
53	Tab Books	73
54	Tams	107
55	TDK	42
	Tektronics	3
56	Video Magician	104
57	Wabash Tape	58
62	Westland Electronics	83
58	Wisconsin Discount Stereo	102

ELECTRONICS WORLD[®] *Personal Electronics News*

TRY-OUT CAR AUDIO allows equipment to be checked in your vehicle before you make a purchase. A portable car stereo idea from Bose, with fast and easy setup, gives you a chance to hear its 1401 Direct/Reflecting Car Stereo System in your own car before actually plunking down the money to have one permanently installed. Lightweight and self-contained, the system includes four wired and removable speakers, a booster/equalizer, and the Bose CRC tuner/cassette player. For a test listen, you place two speakers on the car's rear shelf and two near the front doors. Volume, low-frequency and spatial adjustments can be made when the car is stationary and when it is on the road.

VCR COPYRIGHT RULING from a 3-judge panel that stated it's illegal to record copyrighted material from TV broadcasts is being challenged by Sony Corp. Sony, filing for a rehearing, urged that a full 24-member panel of the Ninth Circuit Court of Appeals consider the issue. Interestingly, the chairman of Walt Disney Productions, a plaintiff, indicated he would support legislation making it legal to use a VCR to record copyrighted material in the home.



HANDS-ON MATHEMATICS for kids and other smart people is offered in an exhibit at the Boston Museum of Science. Called "Mathematica: A World of Numbers... and Beyond," it features an array of interactive devices, demonstrations, and models that involve the visitor in basic mathematical and scientific theories and principles to help him understand them. Integral calculus, for example, is illustrated by lowering wire frames into a soap solution. The soap film stretches across the frame to form the connecting surface with the least area. The principle of the Moebius Band is demonstrated by a 15-ft high model with a three-dimensional red arrow that travels continuously over its surface. The exhibit is sponsored by IBM.

RCA SHIPS TWO-MILLIONTH CED DISC, thereby providing a basis for a production goal of 10-million discs for 1982. Also planned for '82 is a new stereo model to be introduced to retailers in May. The current monophonic model, the SFT100, will be updated and released at about the same time. To date, RCA has produced 174 video disc titles under its own and MGM/CBS labels.

QUBE INTERACTIVE TELEVISION has been expanded to allow subscribers at home to retrieve a variety of consumer information directly from data banks, including that provided by national news organizations such as The New York Times and Washington Post. The new service, which is a joint project of Warner Amex, Atari, and CompuServe, was demonstrated live in Columbus, OH. An Atari 800 personal computer was used to access information from CompuServe data banks, which then appeared on a television screen. This included: news, weather, sports, food recipes and shopping tips, financial information, computer games, etc.

LOW-POWER TV STATIONS must comply with "sure and substantive interference standards and protections" according to the National Association of Broadcasters (NAB). The FCC, to which the NAB has made its appeal, would be responsible for ensuring that the transmission of full-service TV beyond the Grade B contour continues to be protected against low-power TV interference. NAB is therefore in favor of mileage separation requirement for transmitters; and against the use of additional receiving antenna directivity as an allocations tool.

SATELLITE SPACING may be reduced to 2° if the FCC has its way. The proposal would have the effect of doubling the present number of 4/6-GHz slots in geosynchronous orbit by eliminating the present requirement that there be 4° of longitude between each satellite. The loss of signal integrity and operational flexibility would be offset by recent improvements in antenna performance, according to the FCC. The step is necessary because of the sharp increase in geosynchronous satellite traffic expected during this decade: the FCC has already approved the construction of 25 new satellites and the launching of 20 others.

FRIENDLINESS.

Informative HP manuals, helpful error messages, and automatic syntax checking make BASIC language programming easy.

EXPANDABILITY.

Just plug in the HP interface bus (HP-IB) and add up to 14 peripherals without disassembly.

FULL-SCREEN EDITING.

Edit the easy way – without retyping entire statements. Insert, change, or delete characters at the touch of a key.

HP SOFTWARE.

Powerful, time-saving solutions to your everyday problems.

12-DIGIT ACCURACY.

(Not just 9!) Thanks to BCD math capability.

INTEGRATED GRAPHICS.

Analyze a better way – with graphics. Document your results with hard-copy plots.

PORTABILITY.

Keyboard, CRT, printer and storage – all in a 20-lb. package. So you'll have computing power wherever you need it... office, lab, field, or home.



Hewlett-Packard put it all together.

The HP-85 personal computing system.

Leave it to Hewlett-Packard to put a lot of power in a little package. Plus flexibility, portability, and all the other features you'd expect to find in a personal, professional, integrated computing system.

Turn it on and the HP-85 is ready to go. You're off and running using HP software or creating your own programming solutions. There's no bootstrapping. And since the operating system and powerful BASIC language exist in ROM, they use almost none of the available RAM.

If you've been looking for a friendly, integrated

computer with power and dependability, look at the HP-85.

We put it all together for you!

For further information, phone toll-free, 800-547-3400, Dept. 254F, except Alaska/Hawaii. In Oregon, call 758-1010. Or, write Hewlett-Packard, Corvallis, OR 97330, Dept. 254F.

61/22

When performance must be measured by results.



HEWLETT PACKARD

CIRCLE NO. 23 ON FREE INFORMATION CARD

www.americanradiohistory.com

Static Free Stereo Sounds



Discwasher Zerostat Anti-Static Instrument

In truth, your stereo is only as good as your music source. Snaps, crackles, pops and hisses caused by static on records can reduce even the best stereo to sounding like an 1877 gramophone. However, by using Discwasher® V.R.P.™ Valuable Record Protectors, the Discwasher® Zerostat® Anti-Static Instrument, and the Discwasher® D'Stat® II Turntable Mat, you can effectively minimize or eliminate static problems, leaving your records static free for clean stereo sounds.

Discwasher® V.R.P.™ Valuable Record Protectors are super smooth, scratch free inner sleeves that effectively reduce the formation of static charges when records are removed and replaced.

The Discwasher® Zerostat® Anti-Static Instrument neutralizes static by showering records with positive and negative charges with the simple squeeze and release of a trigger.

The Discwasher® D'Stat® II Turntable Mat not only reduces static charges during actual record playback but it also reduces sonic and mechanical feedback between the record and the turntable platter.

Discwasher V.R.P.
Valuable Record Protectors



Discwasher D'Stat II Turntable Mat

discwasher®

PRODUCTS TO CARE FOR YOUR MUSIC

1407 North Providence Road, Columbia, MO 65201 USA

A DIVISION OF JENSEN an ESMARK Company

CIRCLE NO. 17 ON FREE INFORMATION CARD