

Popular Electronics®

WORLD'S LARGEST SELLING ELECTRONICS MAGAZINE DECEMBER 1981/\$1

THE ELECTRONIC WORLD

A User's Guide to Computer Languages

Detect Car-Battery Drain Before It's Too Late

Comparing New High-Tech Audio Cassettes



MINNEAPOLIS
1088 22ND AV SE
KENNETH J LYNES
490684 LNE 10882099 04

ests IBM's
y Personal Computer

Baked Apple.

Last Thanksgiving, a designer from Lynn/Ohio Corporation took one of the company's Apple Personal Computers home for the holidays.

While he was out eating turkey, it got baked.

His cat, perhaps miffed at being left alone, knocked over a lamp which started



a fire which, among other unpleasantries, melted his TV set all over his computer. He thought his goose was cooked.



But when he took the Apple to Cincinnati Computer Store, *mirabile dictu*, it still worked.

A new case and keyboard made it as good as new.

Nearly 1,000 Apple dealers have complete service centers that can quickly fix just about anything that might go wrong, no matter how bizarre.

So if you're looking for a personal computer that solves problems instead of creating them, look to your authorized Apple dealer.

You'll find everything well-done.

The personal computer.



In a world where sound reaches new levels every day, ADC delivers the ultimate high.

The ultimate high is total control. And an ADC Sound Shaper® Frequency Equalizer lets you control your sound and custom-tailor your music with the mastery of a pro.

And no better way demonstrates the benefits of an ADC Sound Shaper than taping. Even without a studio environment, you can recreate your personal recordings by changing the frequency response curve of the source material — making the sound more like the original and more agreeable to your ears.

Our complete ADC Sound Shaper IC line* has an equalizer that is right for you and your system. The SS-110 ten-band full octave equalizer, a step up from our SS-1, features LED-lit slide controls and one-way tape dubbing. If you desire even more control, our twelve-band SS-II and top-of-the-line SS-III include two-way tape dubbing and sub-sonic filters. Our SS-III Paragraphic™ with 24 ancillary switches that enable you to control 36 bands per channel combines



the ease and control of a graphic equalizer with the precision and versatility of a parametric. All at a price you can afford.

All of our equalizers feature LED-lit slide controls allowing for visual

plotting of the equalization curve. And all ADC Sound Shapers embody the outstanding ADC technology that has made us the leaders in the industry.

To really complete your custom-tailored control-ability, our ADC Real Time Spectrum Analyzer is a must. Equipped with its own pink noise generator and calibrated microphone, the SA-1 provides a visual presentation of the changing spectrum through 132 LED displays. So you can actually see proof of the equalized sound you've achieved.

With an ADC Sound Shaper and an ADC Real Time Spectrum Analyzer, you can attain a new level of control. And ultimately, isn't that the musical high you've always wanted?

Sound Shaper®
Frequency Equalizers
and Spectrum Analyzer



ADC
A BSR COMPANY

Sound thinking has moved us even further ahead.

Write for a free 24-page booklet, "Shaping Sound at Home: A Guide to Equalization" (A \$2.50 value.)

BSR (USA) Ltd., Blauvelt, N. Y. 10913, BSR (Canada) Ltd., Rexdale Ontario

©Sound Shaper is a registered trademark of Audio Dynamics Corporation. *IC indicates new Sound Shaper® series.

CIRCLE NO. 64 ON FREE INFORMATION CARD

Popular Electronics®

WORLD'S LARGEST-SELLING ELECTRONICS MAGAZINE

Feature Articles

HOLIDAY GIFTS FOR ELECTRONICS ENTHUSIASTS	59
COMPARING HIGH-TECH AUDIO CASSETTE TAPES / <i>Craig Stark</i> <i>Performance tests on latest top-quality cassette tapes.</i>	63
POPULAR ELECTRONICS 1981 ANNUAL EDITORIAL INDEX	103

The Electronic World

COMPUTER LANGUAGE CONFUSION . . . SORTING IT OUT / <i>Stanley Veit</i> <i>Discussion of high-order computer languages and their availability.</i>	39
--	----

Construction Articles

AN EARLY-WARNING CAR BATTERY-DRAIN INDICATOR / <i>Thomas R. Fox</i> <i>Provides advance warning of rapidly discharging battery.</i>	69
DESIGNING WITH THE 8080 MICROPROCESSOR / <i>Randy Carlstrom</i> <i>Part 4: A Typical Program.</i>	74
A LED PENDULUM METRONOME / <i>Fred Blechman</i> <i>A modern version of the old mechanical music timer.</i>	79

Equipment Reviews

MITSUBISHI MODEL LT-5V RECORD PLAYER	12
RCA CTC-111A 19" COLOR TV RECEIVER	23
IBM PERSONAL COMPUTER	31
GLOBAL MODEL 4401 FREQUENCY STANDARD	92

Columns

COMPUTER BITS / <i>Carl Warren</i> <i>Beef Up Your H-89.</i>	85
COMPUTER SOURCES / <i>Leslie Solomon</i>	88
FUNDAMENTAL FACTS / <i>Walter Buchsbaum</i> <i>The Basic Network Laws.</i>	91
SOLID-STATE DEVELOPMENTS / <i>Forrest M. Mims</i> <i>Liquid Crystals.</i>	94
EXPERIMENTER'S CORNER / <i>Forrest M. Mims</i> <i>Experimenting With a Joystick</i> <i>Part 2: Some Typical Applications.</i>	97
PROJECT OF THE MONTH / <i>Forrest M. Mims</i> <i>A Light-Sensitive Tone Generator.</i>	106


Departments

EDITORIAL / <i>Art Saisberg</i> <i>The IRS Cometh.</i>	6
NEW PRODUCTS	8
ADVERTISER'S INDEX	119
PERSONAL ELECTRONIC NEWS	120

COVER PHOTO BY JAY BRENNER Copyright © 1981

COPYRIGHT © 1981 BY ZIFF-DAVIS PUBLISHING COMPANY. All rights reserved. Popular Electronics (ISSN 0032-4485) December 1981, Volume 19, Number 12. Published monthly by Ziff-Davis Publishing Co., at One Park Ave., New York, NY 10016. Richard P. Friese, President; Selwyn Taubman, Treasurer; Bertram A. Abrams, Secretary. One year subscription rate for U.S. and Possessions, \$15.00; Canada, \$20.00; all other countries, \$23.00 (cash orders only, payable in U.S. currency). Second Class Postage Paid at New York, N.Y. 10016 and at additional mailing offices. Authorized as second class mail by the Post Office Dept., Ottawa, Canada, and for payment of postage in cash. POPULAR ELECTRONICS including ELECTRONICS WORLD, Trade Mark Registered. Indexed in the Reader's Guide to Periodical Literature. Ziff-Davis also publishes Boating, Car and Driver, Cycle, Flying, Popular Photography, Skiing, Stereo Review, Electronic Experimenter's Handbook, and Tape Recording & Buying Guide. Forms 3579 and all Subscription Correspondence: POPULAR ELECTRONICS, Circulation Dept., P.O. Box 2774, Boulder, CO 80302. Please allow at least eight weeks for change of address, enclosing, if possible, an address label from a recent issue. Permissions. Material in this publication may not be reproduced in any form without permission. Requests for permission should be directed to John Babcock, Rights and Permissions, Ziff-Davis Publishing Co., One Park Ave., New York, NY 10016.

Give Record Abrasion the Brush Off



Brush away stylus contamination with the SC-2™ Stylus Care System. Two drops of SC-2 fluid on the special nylon fiber brush effectively loosens and wipes away harmful coatings.

Protect your stereo system and maintain its sound with the SC-2 Stylus Care System.

For a free copy of our "Guide to Record Care" write to Discwasher.

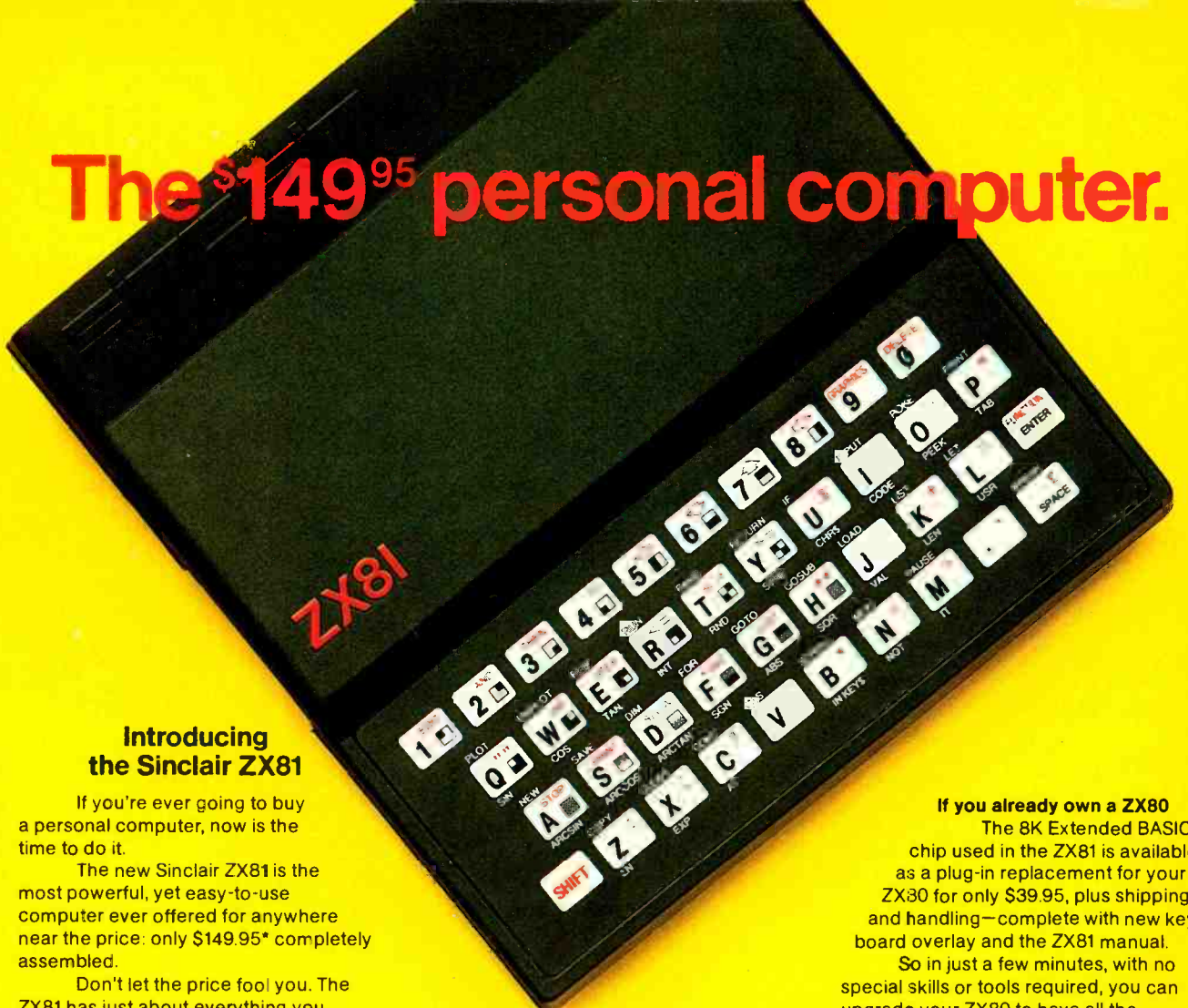


discwasher®
PRODUCTS TO CARE FOR YOUR MUSIC.
1407 North Providence Road.
Columbia, MO 65201 USA

A DIVISION OF JENSEN an ESMARK Company

CIRCLE NO. 11 ON FREE INFORMATION CARD

The \$149⁹⁵ personal computer.



Introducing the Sinclair ZX81

If you're ever going to buy a personal computer, now is the time to do it.

The new Sinclair ZX81 is the most powerful, yet easy-to-use computer ever offered for anywhere near the price: only \$149.95* completely assembled.

Don't let the price fool you. The ZX81 has just about everything you could ask for in a personal computer.

A breakthrough in personal computers

The ZX81 is a major advance over the original Sinclair ZX80—the world's largest selling personal computer and the first for under \$200.

In fact, the ZX81's new 8K Extended BASIC offers features found only on computers costing two or three times as much.

Just look at what you get:

- Continuous display, including moving graphics
- Multi-dimensional string and numerical arrays

*Plus shipping and handling. Price includes connectors for TV and cassette, AC adaptor, and FREE manual.

- Mathematical and scientific functions accurate to 8 decimal places
- Unique one-touch entry of key words like PRINT, RUN and LIST
- Automatic syntax error detection and easy editing
- Randomize function useful for both games and serious applications
- Built-in interface for ZX Printer
- 1K of memory expandable to 16K

The ZX81 is also very convenient to use. It hooks up to any television set to produce a clear 32-column by 24-line display. And you can use a regular cassette recorder to store and recall programs by name.

If you already own a ZX80

The 8K Extended BASIC chip used in the ZX81 is available as a plug-in replacement for your ZX80 for only \$39.95, plus shipping and handling—complete with new keyboard overlay and the ZX81 manual.

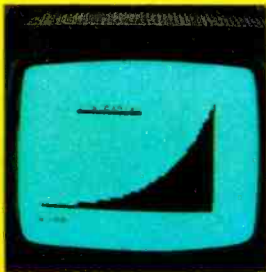
So in just a few minutes, with no special skills or tools required, you can upgrade your ZX80 to have all the powerful features of the ZX81. (You'll have everything except continuous display, but you can still use the PAUSE and SCROLL commands to get moving graphics.)

With the 8K BASIC chip, your ZX80 will also be equipped to use the ZX Printer and Sinclair software.

Warranty and Service Program**

The Sinclair ZX81 is covered by a 10-day money-back guarantee and a limited 90-day warranty that includes free parts and labor through our national service-by-mail facilities.

**Does not apply to ZX81 kits.



NEW SOFTWARE: Sinclair has published pre-recorded programs on cassettes for your ZX81, or ZX80 with 8K BASIC. We're constantly coming out with new programs, so we'll send you our latest software catalog with your computer.



ZX PRINTER: The Sinclair ZX Printer will work with your ZX81, or ZX80 with 8K BASIC. It will be available in the near future and will cost less than \$100.



16K MEMORY MODULE: Like any powerful, full fledged computer, the ZX81 is expandable. Sinclair's 16K memory module plugs right onto the back of your ZX81 (or ZX80, with or without 8K BASIC). Cost is \$99.95, plus shipping and handling.



ZX81 MANUAL: The ZX81 comes with a comprehensive 164-page programming guide and operating manual designed for both beginners and experienced computer users. A \$10.95 value, it's yours free with the ZX81.

The \$99⁹⁵ personal computer.

Introducing the ZX81 kit

If you really want to save money, and you enjoy building electronic kits, you can order the ZX81 in kit form for the incredible price of just \$99.95* It's the same, full-featured computer, only you put it together yourself. We'll send complete, easy-to-follow instructions on how you can assemble your ZX81 in just a few hours. All you have to supply is the soldering iron.

How to order

Sinclair Research is the world's largest manufacturer of personal computers.

The ZX81 represents the latest technology in microelectronics, and it picks up right where the ZX80 left off. Thousands are selling every week.

We urge you to place your order for the new ZX81 today. The sooner you order, the sooner you can start enjoying your own computer.

To order, simply call our toll free number, and use your MasterCard or VISA.

To order by mail, please use the coupon. And send your check or money order. We regret that we cannot accept purchase orders or C.O.D.'s.

CALL 800-543-3000. Ask for operator #509. In Ohio call 800-582-1364. In Canada call 513-729-4300. Ask for operator #509. Phones open 24 hours a day, 7 days a week. Have your MasterCard or VISA ready.

These numbers are for orders only. For information, you must write to Sinclair Research Ltd., One Sinclair Plaza, Nashua, NH 03061.

sinclair

AD CODE	12PE	PRICE†	QTY.	AMOUNT
		ZX81	\$149.95	
		ZX81 Kit	99.95	
		8K BASIC chip (for ZX80)	39.95	
		16K Memory Module (for ZX81 or ZX80)	99.95	
		Shipping and Handling	4.95	\$4.95
		To ship outside USA add \$10.00		
		TOTAL		

MAIL TO: Sinclair Research Ltd., One Sinclair Plaza, Nashua, NH 03061.

NAME _____

ADDRESS _____

CITY/STATE/ZIP _____

† U.S. Dollars



EDITORIAL

The IRS Cometh

Most readers determine their true income-tax bite on a calendar-year basis, so December 31 likely spells the end of the tax year for you. Therefore, you still have time to avail yourself of tax reductions related to your special interest in electronics for the year 1981.

Obviously, one cannot claim deductions for a purely avocational pursuit. But since so many readers use electronic-related equipment for business purposes, you may well have a legal opportunity to reduce your income tax. This is an advantage you might take even though you are an employee!

I remember a study made of purchasers of the MITS "Altair" computer in early 1975 in which more than 40% of respondents indicated that they purchased the computer for either business or combined business and personal use. Doubtless, this percentage has increased today.

"Business" means an activity for profit, of course. This might even be a requirement by an employer for the end user to do work at home that requires use of a computer. If this can be a proven fact, discuss the activity with your accountant. It could mean that the computer may be depreciated as business equipment. Furthermore, there's an ex-

tra depreciation that can be taken during the first year of a purchase, which has two clear advantages: Recouping more of your investment during the year you bought it and, if taken in '81, a more desirable year for tax deductions than 1982. Consider software tax deductions, too, as well as diskettes, printer paper, and so on.

Must you have a professional calculator, such as a Hewlett-Packard HP-41CV, which is not inexpensive, for your job? Well, this could be considered a tool of the trade, much as a plumber's or carpenter's tools. Do you pay dues to a professional organization such as the IEEE? Subscribe to publications to help you keep up with your profession, such as POPULAR ELECTRONICS? Buy texts on electronics? Don't overlook these possible deductions, either.

Additionally, do you earn extra income by servicing electronic equipment, producing computerized mailing lists for local business people, etc.? If you do, then you open up a new world of possible tax deductions, such as your telephone expenses, business entertainment, promotional material, automobile depreciation and expenses, test instruments, hand tools, home utility costs, etc. If the foregoing are also used for personal rea-

sons, then you would have to apportion a percentage of the expenses used for business purposes.

One doesn't even have to make a profit all the time to justify being in "business," so long as there is some profit for two or more years within a five-year period. Thus, you might be able to report some losses within a five-year period, decreasing your tax burden along the way.

A personally rewarding way to earn income as a result of your experience in electronics, of course, is to write articles for POPULAR ELECTRONICS. To get started, simply send a brief summary of your proposed article to my attention. If it's a construction project, include approximate cost to the builder and a legible schematic. There's no better way to prove that you're using your electronic gear (and typewriter, desk, et al.) for profit-making than to have your byline accompanying a published article, as well as a payment stub as proof of income.

Do check all this out with an accountant for the tax implications. There's a fair chance you're giving money to the IRS that rightly belongs to you.

Art Salsberg
**Season's Greetings
 and
 Happy New Year**

Popular Electronics

JOE MESICS
Publisher

ARTHUR P. SALSBERG
Editorial Director

LESLIE SOLOMON
Senior Technical Editor

JOHN R. RIGGS
Managing Editor

EDWARD I. BUXBAUM
Art Director

JOSEPH DESPOSITO
Technical Editor

DAVID M. WEBER
Features Editor

ANDRE DUZANT
Technical Illustrator

CARMEN ROBLES
Production Editor

JEFF NEWMAN
Editorial Assistant

Contributing Editors

**Carl Warren, Stan Prentiss, Glenn Hauser,
 Julian Hirsch, Forrest Mims, Walter Buchsbaum**

MARIE MAESTRI
Executive Assistant

Editorial and Executive Offices
 One Park Avenue
 New York, New York 10016
 212 725-3500

Publisher
 Joe E. Mesics
 212 725-3568

New York Office
 Advertising Manager:
 Richard Govatski (725-7460)
Sales:
 Tom Ballou (725-3578)
 Ken Lipka (725-3580)

Midwestern Office
 Suite 1400, 180 N. Michigan Ave.,
 Chicago, IL 60601 (312 346-2600)
 Sales: Ted Welch

Western Representative
 Norman S. Schindler & Associates, Inc.
 7050 Owensmouth Ave., #209
 Canoga Park, CA 91303 (213 999-1414)
 Sales: Norm Schindler, Jon Marshall

Representation in Japan
 James Yagi
 Oji Palace Aoyama
 6-25, Minami Aoyama, 6 Chome, MinatoKu
 Tokyo, Japan (407-1930/6821, 582-2851)

Ziff-Davis Publishing Company

Richard P. Friese	President
Albert S. Traina	President, Consumer Magazine Division
Furman Hebb	Executive Vice President
Phillip T. Heffernan	Senior Vice Presidents
Sidney Holtz	
Edward D. Muhlfeild	
Philip Sine	
Robert Bavier	Vice Presidents
Baird Davis	
George Morrissey	
Selwyn Taubman	Treasurer
Bertram A. Abrams	Secretary

Editorial correspondence: POPULAR ELECTRONICS, 1 Park Ave., New York, NY 10016. Editorial contributions must be accompanied by return postage and will be handled with reasonable care; however, publisher assumes no responsibility for return or safety of manuscripts, art work, or models submitted.

The publisher has no knowledge of any proprietary rights which will be violated by the making or using of any items disclosed in this issue.



Member Audit Bureau of Circulations

Synthesized Hand-Held Scanner!

Chances are the police, fire and weather emergencies you'll read about in tomorrow's paper are coming through on a scanner right now. All scanners sold by **Communications Electronics** bring the real live excitement of action news into your home or car. With your scanner, you can monitor the exciting two-way radio conversations of police and fire departments, intelligence agencies, mobile telephones, energy/oil exploration crews, drug enforcement agencies and more.

Some scanners can even monitor aircraft transmissions! You can actually hear the news before it's news. If you do not own a scanner for yourself, now's the time to buy your new scanner from **Communications Electronics**. Choose the scanner that's right for you, then call our toll-free number to place your order with your Master Card or Visa. A scanner is an excellent holiday gift.

We give you excellent service because **CE** distributes more scanners worldwide than anyone else. Our warehouse facilities are equipped to process thousands of scanner orders every week. We also export scanners to over 300 countries and military installations. Almost all items are in stock for quick shipment, so if you're a person who prefers fact to fantasy and who needs to know what's really happening around you, order your scanner today from **CE!**

NEW! Bearcat® 350

The Ultimate Synthesized Scanner!
Allow 30-60 days for delivery after receipt of order due to the high demand for this product.
List price \$599.95/CE price \$419.00
7-Band, 50 Channel • Alpha-Numeric • No-crystal scanner • AM Aircraft and Public Service bands • Priority Channel • AC/DC Bands: 30-50, 118-136 AM, 144-174, 421-512 MHz.
The new Bearcat 350 introduces an incredible breakthrough in synthesized scanning: Alpha-Numeric Display. Push a button—and the Vacuum Fluorescent Display switches from "numeric" to word descriptions of what's being monitored. 50 channels in 5 banks. Plus, Auto & Manual Search, Search Direction, Limit & Count, Direct Channel Access, Selective Scan Delay, Dual Scan Speeds, Automatic Lockout, Automatic Squelch, Non-Volatile Memory. Reserve your Bearcat 350 today!

Bearcat® 300

List price \$549.95/CE price \$339.00
7-Band, 50 Channel • Service Search • No-crystal scanner • AM Aircraft and Public Service bands • Priority Channel • AC/DC Bands: 32-50, 118-136 AM, 144-174, 421-512 MHz.
The Bearcat 300 is the most advanced automatic scanning radio that has ever been offered to the public. The Bearcat 300 uses a bright green fluorescent digital display, so it's ideal for mobile applications. The Bearcat 300 now has these added features: Service Search, Display Intensity Control, Hold Search and Resume Search keys, Separate Band Keys to permit lock-in/lock-out of any band for more efficient service search.



NEW! Bearcat® 350

Bearcat® 250

List price \$429.95/CE price \$269.00
6-Band, 50 Channel • Crystalline • Searches Stores • Recalls • Digital clock • AC/DC Priority Channel • Delay • Count Feature
Frequency range: 32-50, 146-174, 420-512 MHz.
The Bearcat 250 performs any scanning function you could possibly want. With push button ease you can program up to 50 channels for automatic monitoring. Push another button and search for new frequencies. There are no crystals to limit what you want to hear. A special search feature of the Bearcat 250 actually stores 64 frequencies and recalls them, one at a time. Overseas customers should order the Bearcat 250FB at \$379.00 each. This model has 220 V AC/12 V DC power supply and 66-88 MHz low band coverage.

NEW! Bearcat® 20/20

List price \$449.95/CE price \$279.00
7-Band, 40 Channel • Crystalline • Searches AM Aircraft and Public Service bands • AC/DC Priority Channel • Direct Channel Access • Delay
Frequency range: 32-50, 118-136 AM, 144-174, 420-512 MHz.
The Bearcat 20/20 automatic scanning radio replaces the Bearcat 220 and monitors 40 frequencies from 7 bands, including aircraft. A two-position switch, located on the front panel, allows monitoring of 20 channels at a time.

Bearcat® 210XL

List price \$349.95/CE price \$219.00
6-Band, 18 Channel • Crystalline • AC/DC
Frequency range: 32-50, 144-174, 421-512 MHz.
The Bearcat 210XL scanning radio is the second generation scanner that replaces the popular Bearcat 210 and 211. It has almost twice the scanning capacity of the Bearcat 210 with 18 channels plus dual scanning speeds and a bright green fluorescent display. Automatic search finds new frequencies. Features scan delay, single antenna, patented track tuning and more!

Bearcat® 160

List price \$299.95/CE price \$184.00
5-Band, 16 Channel • AC only • Priority Dual Scan Speeds • Direct Channel Access
Frequency range: 32-50, 144-174, 440-512 MHz.
Would you believe...the Bearcat 160 is the least expensive Bearcat crystalline scanner.

This scanner presents a new dimension in scanning form and function. Look at the smooth keyboard. No buttons to punch. No knobs to turn. Instead, finger-tip pads provide control of all scanning operations, including On/Off, Volume and Squelch. Of course the Bearcat 160 incorporates other advanced Bearcat features such as Priority, Direct Channel Access, Dual Scan Speeds, Lockout, Scan Delay and more.

NEW! Bearcat® 100

The first no-crystal programmable handheld scanner.
Allow 60-120 days for delivery after receipt of order due to the high demand for this product.
List price \$449.95/CE price \$299.00
8-Band, 16 Channel • Liquid Crystal Display Search • Limit • Hold • Lockout • AC/DC
Frequency range: 30-50, 138-174, 406-512 MHz.
The world's first no-crystal handheld scanner has been compressed into a 3" x 7" x 1 1/4" case more scanning power than is found in many base or mobile scanners. The Bearcat 100 has a full 16 channels with frequency coverage that includes all public service bands (Low, High, UHF and "T" bands), the 2-Meter and 70 cm. Amateur bands, plus Military and Federal Government frequencies. It has chrome-plated keys for functions that are user controlled, such as lockout, manual and automatic scan. Even search is provided, both manual and automatic. Wow...what a scanner!

The Bearcat 100 produces audio power output of 300 milliwatts, is track-tuned and has selectivity of better than 50 dB down and sensitivity of 0.6 microvolts on VHF and 1.0 microvolts on UHF. Power consumption is kept extremely low by using a liquid crystal display and exclusive low power integrated circuits.

Included in our low CE price is a sturdy carrying case, earphone, battery charger/AC adapter, six AA ni-cad batteries and flexible antenna. For earliest delivery from **CE**, reserve your Bearcat 100 today.

Bearcat® 5

List price \$134.95/CE price \$94.00
4-Band, 8 Crystal Channels • Lockout • AC only
Frequency range: 33-50, 146-174, 450-508 MHz.
The Bearcat 5 is a value-packed crystal scanner built for the scanning professional — at a price the first-time buyer can afford. Individual lockout switches. Order one crystal certificate for each channel.

Bearcat® Four-Six ThinScan™

List price \$189.95/CE price \$124.00
Frequency range: 33-47, 152-164, 450-508 MHz.
The incredible, Bearcat Four-Six Thin Scan™ is like having an information center in your pocket. This four band, 6 channel crystal controlled scanner has patented Track Tuning on UHF, Scan Delay and Channel Lockout. Measures 2 3/4 x 6 1/4 x 1 1/2". Includes rubber ducky antenna. Order crystal certificate for each channel. Made in Japan.

TEST ANY SCANNER

Test any scanner purchased from **Communications Electronics** for 31 days before you decide to keep it. If for any reason you are not completely satisfied, return it in original condition with all parts in 31 days, for a prompt refund (less shipping/handling charges and rebate credits).

Fanon Slimline 6-HLU

List price \$169.95/CE price \$109.00
Low cost 6-channel, 4-band scanner!
The Fanon Slimline 6-HLU gives you six channels of crystal controlled excitement. Unique Automatic Peak Tuning Circuit adjusts the receiver front end for maximum sensitivity across the entire UHF band. Individual channel lockout switches. Frequency range 30-50, 146-175 and 450-512 MHz. Size 2 3/4 x 6 1/4 x 1 1/2". Includes rubber ducky antenna. Order crystal certificates for each channel. Made in Japan.

Fanon Slimline 6-HL

List price \$149.95/CE price \$99.00
6-Channel performance at 4-channel cost!
Frequency range: 30-50, 146-175 MHz.
If you don't need the UHF band, get this model and save money. Same high performance and features as the model HLU without the UHF band. Order crystal certificates for each channel. Made in Japan.

OTHER SCANNERS & ACCESSORIES

NEW! Regency† D810 Scanner	\$319.00
NEW! Regency† D300 Scanner	\$219.00
NEW! Regency† D100 Scanner	\$169.00
NEW! Regency† H604 Scanner	\$129.00
Regency† M400 Scanner	\$259.00
Regency† M100 Scanner	\$199.00
Regency† R1040 Scanner	\$149.00
SCMA-6 Fanon Mobile Adapter/Battery Charger	\$49.00
CHB-6 Fanon AC Adapter/Battery Charger	\$15.00
CAT-6 Fanon carrying case with belt clip	\$15.00
AUC-3 Fanon auto lighter adapter/Battery Charger	\$15.00
PSK-6 Base Power Supply/Bracket for SCMA-6	\$20.00
SP50 Bearcat AC Adapter	\$9.00
SP51 Bearcat Battery Charger	\$9.00
SP58 Bearcat 4-6 ThinScan™ carrying case	\$12.00
MA506 Regency carrying case for H604	\$15.00
FB-E Frequency Directory for Eastern U.S.A.	\$12.00
FB-W Frequency Directory for Western U.S.A.	\$12.00
FFD Federal Frequency Directory for U.S.A.	\$12.00
TSG "Top Secret" Registry of U.S. Government Freq.	\$10.00
B-4 1.2 V AAA Ni-Cad batteries (set of four)	\$9.00
A-135cc Crystal certificate	\$3.00
Add \$3.00 shipping for all accessories ordered at the same time.	

INCREASED PERFORMANCE ANTENNAS

If you want the utmost in performance from your scanner, it is essential that you use an external antenna. We have six base and mobile antennas specifically designed for receiving all bands. Order #A60 is a magnet mount mobile antenna. Order #A61 is a gutter clip mobile antenna. Order #A62 is a trunk-lip mobile antenna. Order #A63 is a 3/4 inch hole mount. Order #A64 is a 3/8 inch snap-in mount, and #A70 is an all band base station antenna. All antennas are \$35.00 and \$3.00 for UPS shipping in the continental United States.

BUY WITH CONFIDENCE

To get the fastest delivery from **CE** of any scanner, send or phone your order directly to our Scanner Distribution Center. Be sure to calculate your price using the CE prices in this ad. Michigan residents please add 4% sales tax. Written purchase orders are accepted from approved government agencies and most well rated firms at a 10% surcharge for net 10 billing. All sales are subject to availability, acceptance and verification. All sales on accessories are final. Prices, terms and specifications are subject to change without notice. Out of stock items will be placed on backorder automatically unless **CE** is instructed differently. Most products that we sell have a manufacturer's warranty. Free copies of warranties on these products are available prior to purchase by writing to **CE**. International orders are invited with a \$20.00 surcharge for special handling in addition to shipping charges. All shipments are F.O.B. Ann Arbor, Michigan. No COD's please. Non-certified and foreign checks require bank clearance. Minimum order \$35.00.

Mail orders to: **Communications Electronics**, Box 1002, Ann Arbor, Michigan 48106 U.S.A. Add \$7.00 per scanner or phone product for U.P.S. ground shipping and handling, or \$14.00 for faster U.P.S. air shipping to some locations. If you have a Visa or Master Card, you may call anytime and place a credit card order. Order toll free in the U.S.A. Dial 800-521-4414. If you are outside the U.S. or in Michigan, dial 313-994-4444. Dealer inquiries invited. Order without obligation today!

Scanner Distribution Center™ and CE logos are trademarks of Communications Electronics.† Bearcat is a federally registered trademark of Electra Company, a Division of Masco Corporation of Indiana.‡ Regency is a federally registered trademark of Regency Electronics Inc.

Copyright © 1981 Communications Electronics™



COMMUNICATIONS ELECTRONICS™

854 Phoenix □ Box 1302 □ Ann Arbor, Michigan 48106 U.S.A.
Call TOLL-FREE (800) 521-4414 or outside U.S.A. (313) 994-4444

We're first with the best.™

NEW PRODUCTS

Additional information on new products covered in this section is available from the manufacturers. Either circle the item's code number on the Free Information Card or write to the manufacturer at the address given.

Mitsubishi Receiver



The top-of-the-line DA-R35 has linear switching circuitry, a built-in moving-coil head amp, quartz-synthesized tuning with fluorescent digital display, and seven AM and seven FM presets. The R35 offers 85 watts per channel and features two-speaker relay switching, 12 dB/octave high and low filters, separate record selector with two-tapedeck duplication, mode switch, ten-position loudness compensation, and an input selector with separate MM and MC switches. Specs (amp section): frequency response 20 to 20,000 Hz \pm 3 dB; THD, 0.005%. The tuner section offers automatic scan, LED signal-strength and multipath indicators, and auto i-f and high-blend circuits with LED indicators and manual defeat. Specs include a THD of 0.10% on wide-band stereo, and a capture ratio of 1.5 dB. \$650.

CIRCLE NO. 91 ON FREE INFORMATION CARD

Household Remote Control


The System X-10 from BSR is designed for use in conjunction with a remote-control setup (also from BSR) for home appliances. If you are away, but able to telephone your home, it is now possible to turn any or all of your appliances on or off as long as they are plugged into the base sta-



tion. The system is comprised of a calculator-sized telephone transmitter and a base station connected to the owner's telephone. To operate it, the owner dials a three-number security code into the base station before leaving the house. When it receives a call, the base station waits 40 seconds and then answers. The owner places the transmitter to the telephone mouthpiece, enters the code and punches in the desired commands. It works the same way with answering machines; the owner ignores the outgoing message and proceeds as above. The transmitter, designated Model TR274, has to be used with the TR270 telephone responder/controller. As a set they cost \$100. A transmitter alone costs \$30, and any number of them can be used with the TR270.

CIRCLE NO. 92 ON FREE INFORMATION CARD

Front-Operation Betamax




Sony's new Betamax video cassette recorder, the SL-5000, loads from the front, where controls are also located. The SL-

5000 has all the usual features associated with Betamax: BetaScan, pause control, freeze frame, and an electronic tuner/timer with a 14-pushbutton channel selector. The unit records in Beta II or Beta III, and plays back in the mode of either Beta I, II, or III. A 24-hour timer can be set to program at the same time of day, as long as there is tape on the feed side of the cassette. A four-digit counter keeps track of the tape contents. \$895.

CIRCLE NO. 94 ON FREE INFORMATION CARD

VIC 20 Printer



Commodore's Computer Systems Div. has announced availability of a printer for its personal computer, the VIC 20. The printer, designated VIC 1515, can print any of the alphabetic, numeric, and graphic symbols common to the VIC 20. It uses a dot-matrix format and has a speed of 30 cps. Options allow the VIC 1515 to print extra-wide and reversed (negative) characters. \$395.

CIRCLE NO. 93 ON FREE INFORMATION CARD

Earth Station Receiver

The ESR24 earth station receiver from R.L. Drake operates over a frequency range of



3.7 to 4.2 GHz and features digital channel display, preset and variable audio subcarrier selector, afc, and full metering. For installation versatility, the down converter module (included) may be mounted internally or at the antenna. Accessories (optional) include a remote control, a remote tuning meter, and splash-proof housing. \$1000.

CIRCLE NO. 95 ON FREE INFORMATION CARD

Polyphonic Moog Synthesizer



The Realistic MG-1 Synthesizer (42-2000) by Moog is being introduced at Radio Shack stores. The unit is said to be able to recreate the sounds of musical instruments—from a piccolo to a tuba to an organ—as well as creating special effects such as churning helicopters, raging storms, etc. Its polyphonic quality permits it to play whole chords, rather than simply one note at a time. The MG-1 features a 2½-octave full-chromatic keyboard with three-octave tone sources that produce variable wave shapes (square, triangular, random). Also offered is a detune control for a dissonant or full-interval offsetting of pitch. A modulation section creates vibrato and tremolo, pulsating notes, random tone sequences, and glide effects. The four-control filter alters timbre by controlling cutoff frequency, peak emphasis, and contoured

MFJ SHORTWAVE ACCESSORIES

NEW Indoor Tuned Active Antenna. Rivals, can even exceed reception of outside long wire.

Rivals long wires

\$79⁹⁵



MFJ-1020 NEW INDOOR ACTIVE ANTENNA sits on your desk ready to listen to the world. Rivals, can often exceed, reception of outside long wire. Unique Tuned Active Antenna minimizes intermod, provides RF selectivity, reduces noise outside tuned band. Also use as preselector for external antenna. Covers 300 KHz to 30 MHz in five bands. Adjustable telescoping antenna. Controls: Tune, Band Selector, Gain, On-Off/Bypass. LED, FET, bipolar circuitry. Phono jack for external ant. 6x2x6 inches. 9-12 VDC or 9 V battery for portable use. 110 VAC with optional AC adapter, \$9.95.



\$99⁹⁵

MFJ-1040 RECEIVER PRESELECTION. Improves weak signal reception, rejects out-of-band signals, reduces image response, 1.8 to 54 MHz. Up to 20 db gain. Low noise MOSFET. Gain control. Bandswitch. Can use 2 ant., 2 rcvrs. ON-OFF/Bypass. 20 db attenuator. LED. Coax, phono jacks. 8x2x6 in. Also for XCVRS to 350 watts input. Auto bypass. Delay control. PTT jack. **MFJ-1045, \$69.95.** Same as MFJ-1040, less attenuator, xcvr auto bypass, delay control, PTT. Use 1 ant., 1 rcvr. 5x2x6 in. 9V bat. Both requires 9-18 VDC or 110 VAC with optional AC adapter, \$9.95.

\$89⁹⁵



MOBILE SWL CONVERTERS to hear the shortwave world while you drive. **MFJ-304** (\$69.95) covers 19, 25, 31, 49 meter bands. **MFJ-308** (\$89.95) adds 13, 16, 41, 60 meters. Two dual-gate MOSFETS give excellent sensitivity, selectivity with car receiver. Push button band selector. Tune with car radio. Plugs between antenna and radio. 12 VDC. **304** is 5 1/4 x 1 1/4 x 4". **308** is 6 1/4 x 1 1/4 x 5". **Free catalog.**

MFJ-10, 3 foot coax with connectors, \$4.95.

Order from MFJ and try it. If not delighted, return within 30 days for refund (less shipping).

One year unconditional guarantee.

Order yours today. Call toll free 800-647-1800. Charge VISA, MC. Or mail check, money order. Add \$4.00 each for shipping and handling.

CALL TOLL FREE ... 800-647-1800

Call 601-323-5869 for technical information, order/repair status. Also call 601-323-5869 outside continental USA and in Mississippi.

MFJ ENTERPRISES, INCORPORATED

Box 494, Mississippi State, MS 39762

CIRCLE NO. 30 ON FREE INFORMATION CARD

cutoff. The contour section adjusts tonal rise and fall times; and a sustain feature can be switched in and out. Volume control is available at both headphone and phono-type output jacks that permit direct connection to most sound systems. Dimensions are 20 1/2" L x 12" W x 5" D. \$500.

CIRCLE NO. 96 ON FREE INFORMATION CARD


Logic-Control/Metal-Cassette Deck



The Luxman Div. of Alpine Electronics of America introduces its K-117 two-headed cassette deck that offers full-logic solenoid controls, metal-tape capability, and Dolby B noise reduction. A front-panel bias control switch permits a user to alter frequency response of any tape to $\pm 15\%$ of the normal bias point. A fluorescent peak-level indicator adds 3-dB calibration for metal tape, up to ± 8 dB. Other features include an MPX filter, and independent left and right input level controls. Specs: 0.04% wow and flutter, 70 dB S/N (Dolby metal), 20 Hz to 20 kHz response (metal), and 0.7% THD (LH tape) at the 1-kHz/0-dB level. Dimensions are 18" W x 5" H x 10 1/2" D. \$400.

CIRCLE NO. 97 ON FREE INFORMATION CARD

Video Control Center



The Model VCC-1 Video Control Center from Amco Electronics is a passive 4-input/3-output rf switcher for use with home video systems. Any four sources such as antenna (vhf and uhf), cable, VCR, disk, computer, video games, etc. can be selected independently for viewing on two TVs; and any three can be selected for VCR recording. Internal shielding maintains isolation of at least 60 dB between ports (channels 2-13). Weight is two lb. Dimensions are 8" W x 2 1/2" H x 5 1/2" D. \$100.

CIRCLE NO. 98 ON FREE INFORMATION CARD

Portable Digital Lab


B&K-Precision has introduced a lab-logic analyzer, the LA-1000. Designed for use by field engineers in the maintenance of microcomputers, it features a 20-MHz single-channel logic analyzer (TTL, CMOS) that



can present data in both time and state domains. State data are formatted in hexadecimal on the four-digit LED display. Timing diagrams can be displayed on most conventional oscilloscopes. The memory permits storage of 16 "words," at 16 bits per "word," providing a total memory capacity of 256 bits. The signature analyzer is formatted in hexadecimal and offers continuous and hold modes. It is compatible with TTL, MOS, or CMOS, and has self-test capability. Autoranging circuitry eliminates the need for a separate DVOM; ac and dc voltage and resistance are displayed on a 3 1/2-digit LED. After a user selects a function and interfaces to a circuit being tested, a built-in microprocessor automatically selects the range providing maximum resolution. Accuracy is claimed to 0.1% dc, 0.5% ac; and to within 0.3% for resistance. The frequency counter also provides autoranging measurements from 1 Hz to 25 MHz. Resolution is given as 1 Hz. The unit weighs 14 lb. \$1,745.

CIRCLE NO. 99 ON FREE INFORMATION CARD

Laser-Designed Speakers



Celestion Industries claims to have corrected the minor distortions that affect vibration modes of loudspeaker surfaces by using laser interferometry. The Ditton 110 speaker is an acoustic suspension system with an 8" PVC-surround cone woofer and a 1" dome tweeter, aligned vertically. Specifications: frequency response, 72-20,000 Hz; crossover frequency, 2.3 kHz; impedance, 5 ohms; amplifier requirements, 10 to 50 W/ch; dimensions, 16 3/4" H x 9 1/2" W x 8 3/4" D. \$350 a pair.

CIRCLE NO. 100 ON FREE INFORMATION CARD

Listen to your planet on a short-wave receiver!

Communications Electronics, the world's largest distributor of radio scanners, is pleased to introduce Panasonic Command Series shortwave receivers. Panasonic lets you listen to what the world has to say. Unlike a scanner, a Command Series radio lets you listen to shortwave broadcasts from countries around the world, as well as the U.S.A. It's the space age shortwave performance you've been waiting for...at a down to earth price you can afford.

All Panasonic shortwave receivers sold by Communications Electronics bring the real live excitement of international radio to your home or office. With your Command Series receiver, you can monitor exciting radio transmissions such as the BBC, Radio Moscow, Ham Radio and our own Armed Forces Radio Network. Thousands of broadcasts in hundreds of different languages are beamed into North America every day. You can actually hear the news *before* it's news. If you do not own a shortwave receiver for yourself, now's the time to buy your new receiver from CE. Choose the receiver that's right for you, then call our toll-free number to place your order with your credit card.

We give you excellent service because CE distributes more scanners and shortwave receivers worldwide than *anyone* else. Our warehouse facilities are equipped to process thousands of orders every week. We also export receivers to over 300 countries and military installations. Almost all items are in stock for quick shipment, so if you're a person who needs to know what's *really* happening around you, order today from CE.

Panasonic® RF-6300


Allow 30-120 days for delivery after receipt of order due to the high demand for this product.

List price \$749.95/CE price \$499.00


Bands: LW 150-410 KHz., MW 520-1610 KHz.

SW1-5 1.6-30 MHz., FM 87.5-108 MHz.

The new Panasonic RF-6300 Command Series PLL synthesized 8-band portable communications receiver, lets you hear the world. The RF-6300 has features such as microcomputer pre-set tuning and PLL quartz synthesized digital tuner. Microcomputer stores up to 12 different frequencies for push-button recall. FM/MW/LW/SW1-5 reception. Manual tuning knob. Wide/Narrow bandwidth selector. Double superheterodyne system. Fast/Slow manual tuning. Built-in quartz digital alarm clock. 5 inch dynamic PM speaker. 3 antennas. Multi-voltage. Detachable AC cord. Operates on 6 "D" batteries (not included). Made in Japan.



Panasonic
RF-6300



RF-4900

Panasonic® RF-4900

List price \$549.95/CE price \$389.00

Bands: MW 525-1610 KHz., SW1-8 1.6-30 MHz.

FM 88-108 MHz.

The Panasonic RF-4900 shortwave receiver features a 5-digit fluorescent display for all 8 SW bands, as well as for AM/FM, AC or battery operation. Full coverage from 1.6 to 30 MHz on SW. Covers SSB and CW. Premix Double Superheterodyne. Fast/slow 2 speed tuning. AFC Switch on FM, narrow/wide selectivity switch for AM and SW. Antenna trimmer. Calibration control. FET RF circuit. Mode switch for AM-CW/SSB. BFO Pitch control. ANL switch for AM. RF gain control. Tuning-Battery meter with meter function switch. Separate bass and treble tone control. Dial light switch. Digital display on/off switch. Separate power switch. Rack type handle. Made in Japan.

Panasonic® RF-3100

Allow 30-120 days for delivery after receipt of order due to the high demand for this product.

List price \$369.95/CE price \$269.00

Bands: MW 525-1610 KHz., SW1-29 1.6-30 MHz.

FM 88-108 MHz.

The Panasonic RF-3100 portable 31-Band portable radio has PLL Quartz-Synthesizer tuning that "locks" onto SW stations. Operates on AC or battery. SW frequencies from 1.6 to 30 MHz. are in 29 bands. All-band 5-digit frequency readout. Horizontal design with front mounted controls for shoulder strap operation. Double superheterodyne for clean SW reception. BFO pitch and RF gain controls. Separate bass and treble controls. Wide/Narrow bandwidth selector. Meter for tuning and battery strength. LED operation indicator. Meter light switch. 3 1/2" PM dynamic speaker. Comes with detachable shoulder belt. Battery power (8 "D" batteries not included). Made in Japan.


Panasonic® RF-2900

List price \$349.95/CE price \$249.00

Bands: MW 525-1610 KHz., SW1-3 3.2-30 MHz.

FM 88-108 MHz.


The Panasonic RF-2900 is a portable five-band shortwave radio with digital five digit fluorescent frequency display. Full coverage from 3.2 to 30 MHz. on SW. Covers SSB and CW. Double superheterodyne receiver. Fast/slow two speed tuning. AFC switch on FM, narrow/wide selectivity switch for AM and SW. FET RF circuit. BFO switch and pitch control. RF gain control. Tuning battery meter. Separate bass/treble tone control. SW calibration control. Dial light switch. Digital display on/off switch. Separate power switch. Detachable dial hood included. Rack type handle. Includes whip antenna and ferrite core antenna, speaker, earphone, recording output jacks, AC line and detachable adjustable shoulder belt. Made in Japan.



Command Series
RF-2900

CIRCLE NO. 3 ON FREE INFORMATION CARD

Panasonic Command Series



Panasonic
RF-3100

TEST ANY RECEIVER

Test any receiver purchased from Communications Electronics for 31 days before you decide to keep it. If for any reason you are not completely satisfied, return it in original condition with all parts in 31 days, for a prompt refund (less shipping and handling charges).

NATIONAL WARRANTY SERVICE

All Panasonic receivers listed in this ad are backed by a two-year limited warranty on parts and labor. In addition, this warranty is backed by a broad network of Panasonic service centers. For two years after original purchase, Panasonic will repair or replace your receiver if purchased and retained in the U.S.A. Customer must take it to an authorized service center. Warranty does not cover damage from abuse, misuse, or commercial use. Proof of purchase is needed for in-warranty service.

BUY WITH CONFIDENCE

To get the fastest delivery from CE of any receiver send or phone your order directly to our Consumer Products Division. Be sure to calculate your price using the CE prices in this ad. Michigan residents please add 4% sales tax. Written purchase orders are accepted from approved government agencies and most well rated firms at a 10% surcharge for net 10 billing. All sales are subject to availability, acceptance and verification. Prices, terms and specifications are subject to change without notice. Out of stock items will be placed on backorder automatically unless CE is instructed differently. International orders are invited with a \$20.00 surcharge for special handling in addition to shipping charges. All shipments are F.O.B. Ann Arbor, Michigan. No COD's please. Non-certified and foreign checks require bank clearance.

Mail orders to: Communications Electronics, Box 1002, Ann Arbor, Michigan 48106 U.S.A. Add \$12.00 per receiver for U.P.S. ground shipping and handling. If you have a Master Card or Visa, you may call anytime and place a credit card order. Order toll free in the U.S.A. Dial 800-521-4414. Outside the U.S. or in Michigan, dial 313-994-4444. Dealer inquiries invited. Order your Panasonic Command Series receiver today at no obligation.

CE logos are trademarks of Communications Electronics. Panasonic is a registered trademark of Panasonic Company, a Division of Matsushita Electric Corporation of America.

Copyright © 1981 Communications Electronics™



COMMUNICATIONS ELECTRONICS™

Consumer Products Division


854 Phoenix □ Box 1002 □ Ann Arbor, Michigan 48106 U.S.A.
Call TOLL-FREE (800) 521-4414 or outside U.S.A. (313) 994-4444

We're first with the best.™

Audio Product of the Month

CHOSEN BY THE EDITORS OF POPULAR ELECTRONICS

Mitsubishi LT-5V Record Player



THE Mitsubishi LT-5V record player offers a novel mechanical format. Vertically positioned, its linear-tracking servo-driven tonearm is suspended from its pivots with the cartridge hanging down. The heavy cast turntable is belt-driven by a dc servo motor and controlled by an LSI logic system through light-touch pushbuttons. Because of its vertical alignment, the platter is rigidly fastened to the drive shaft and the record is clamped to the rubber mat by a swing-away arm that locks to the center spindle when the record player is operating.

The depth of the LT-5V is very small (only 8") so it can be installed on ordinary bookshelves. However, since its height is 17", a large vertical clearance is needed. Each of the four rubber feet is separately adjustable for leveling. Turntable width is 18½", and it weighs 27½ pounds. \$450.

General Description. Other than its unusual orientation, the drive system of the Mitsubishi LT-5V is conventional. The servo-controlled dc motor drives a heavy inner flywheel through a belt. The external platter and rubber mat (which together weigh about 4 pounds) mount on an extension of the drive shaft. The center spindle screws into the end of the drive shaft to hold the platter in place.

An illuminated stroboscope pattern on the internal flywheel is visible through a window on the vertical "motorboard." It is marked for 33⅓ and 45 rpm at 50 or 60 Hz. Near the viewing window is a clear plastic prism that causes a light beam to shine across the mat. The mat and platter are perforated at four places

POPULAR ELECTRONICS

Pocket Concert Hall

PRICE SLASHED

Was \$199, then \$179---We cut it to only \$118
NOW JUST \$69

Cybernet has a problem. They built over 100,000 of these fabulous Pocket Concert Halls. They built them to be better than the Sony Walkman, but by the time they got them here, the price had already come down on the Walkman (it's now as low as \$139 in some areas) and lots of cheap Hong Kong-made recorders had hit the market.

The Cybernet was built to sell for \$200 and wholesale for \$119. It has a very sophisticated dual flywheel tape drive system and superb electronics. The best way to test a portable is to play music and shake it. If the music wows badly, or even stops, you have a cheap unit.

Both Sony's and Cybernet's can pass this test. Not may others can. So, if you want the best sound and the most stable unit, Cybernet has 35,000 left. And at only \$69 (\$2.50 P&H), it's an incredible bargain. Remember this is a \$200 retail unit, and the January 1981 wholesale price sheet shows dealer cost at \$119.97. We'll be glad to send you a copy if you'd like to see it. Use DAK's Super Sale Order Number 9192. Of course you get DAK's 30 day risk free trial and Cybernet's one year warranty described below.

First there was silence. Then from nowhere, there explodes an awesome kaleidoscope of sound. Violins from the left, trumpets from the right, while the sounds of a vocalist seem to come from somewhere above.

You've just experienced a breathtaking experience in sound. It's better than sitting in the middle of a full symphony orchestra.

As you take off the almost weightless 1½ ounce headphones and tentatively look around for the orchestra, the realization of the experience sinks in.

Now you can enjoy more beautiful sound from your cassettes while you are jogging or washing the car than when you are sitting in front of your stereo.

SOMERSAULTS AND CARTWHEELS
 If you were on a diet yesterday, you probably lost more weight than the trifling 16 oz. of the Pocket Concert Hall.

The Concert Hall goes where you go with a protective leatherette case that easily hangs on your belt or rides comfortably in your pocket. It also comes with an adjustable shoulder strap.

Whether you're into gymnastics, long walks, or just mowing the lawn, you'll enjoy the unbelievably rich stereo sound of the Pocket Concert Hall. And, to prove our point, we offer you a 30 day risk free trial.

ENGINEERED FOR STRESS

Most fine stereo equipment is designed to be lovingly placed on a shelf and never moved. Obviously, this isn't a practical way to listen when you're walking your dog or riding a bike.

The Pocket Concert Hall incorporates a special dual flywheel tape movement system with a unique anti-rolling mechanism resembling a fine clock. It keeps the music smooth and stable, even when you're doing cartwheels.

The Pocket Concert Hall is specifically designed for rough treatment. Other machines are really redesigned dictation recorders. The Pocket Concert Hall is designed to provide superb stereo music while you're on the move.

You can expect years of enjoyment from this finely crafted revolutionary new sound machine.



MUSIC AT YOUR COMMAND

You won't be 'roughing it' when you leave home. You can play all your cassettes since there is an equalization switch for Metal/Chrome or standard.

The sound is crisp and clean with a frequency response of 30-14,000hz. The entire system is operated by 4 AA batteries (included).

There are convenient lock-in fast forward and rewind buttons, plus cue and review. If you want to listen to a song again, just press the review button without ever leaving play.



You can listen to the outside world by pushing the talk switch without taking off the feather-light stereophones. Dual volume controls, auto-stop and a battery condition/operation indicator light round out a full compliment of convenience features to enhance your musical enjoyment.

MULTINATIONAL GUARANTEE

Cybernet is an extremely large Japanese Company with a large presence here in the U.S. They manufacture component systems valued in the thousands of dollars and sophisticated wireless transmission systems.

Cybernet backs the Pocket Concert Hall not with the usual limited 90 day parts and labor guarantee, but with a limited full one year guarantee.

DAK is America's largest direct selling manufacturer of magnetic products. We add our own 30 day 100% satisfaction guarantee to protect your purchase.

TRY THE POCKET CONCERT HALL RISK FREE

Take your Pocket Concert Hall on walks, to the mountains or as you commute to work. Enjoy your favorite music wherever you are and experience incredible concert hall realism.

If for any reason you aren't 100% satisfied, simply return it in its original box for a courteous refund.

To order your Pocket Concert Hall risk free with your credit card, call our toll free hotline, or send your check for ~~only \$118. Plus \$2.50 for postage and handling. Order No. 9114.~~ (CA res add 6% sales tax).

Why settle for a radio station's choice of music and commercials when you can choose your favorite music on cassettes anywhere, any time.

DAK
INDUSTRIES
INCORPORATED

Call TOLL-FREE (800) 423-2636
 In California Call (213) 984-1559
 10845 Vanowen St., North Hollywood, CA 91605

CIRCLE NO. 58 ON FREE INFORMATION CARD

on each of four radii, allowing the light to pass through to photo sensors located below the motor board. This prevents operation of the unit without a record in place and protects the stylus from contact with the mat. The arm merely travels to the center of the platter with the cartridge raised, and returns to rest, shutting off the motor. If a 12-inch disc is on the turntable, the arm descends at the lead-in groove (since all the light "windows" are blocked by the record). A 7-inch record will block only the innermost holes, switching the turntable speed to 45 rpm and indexing the arm to a 7-inch diameter.

Special combinations of size and speed (such as 12-inch 45 rpm, 7-inch 33 $\frac{1}{3}$ rpm, or any 10-inch discs) must be played manually, using procedures described in the instruction manual. This also applies to translucent or colored records, or records of nonstandard size.

The tonearm is driven on a track rod by a small servo motor operating through a worm gear and a fine stainless-steel wire. The arm is free to pivot slightly (parallel to the record surface) and optical sensors on the arm carriage detect any deviation from the vertical position—in which the pickup is tangent to the record groove. The arm servo motor drives the carriage to reduce the tracking error toward zero. The servo operates both toward and away from the center of the record, and can accommodate slightly eccentric records, as well.

The arm itself is a short, straight tube equipped with a universal four-pin bayonet-mount headshell (cartridges with integral plugs can also be used). The cartridge is installed in its shell with the aid of a plastic gauge to set its longitudinal position and its distance from the shell mounting surface. First the arm is balanced with the cartridge hanging down vertically by turning a weight threaded into the structure at the rear of the arm. After balancing, the tracking force scale on the weight is set to zero, and the entire weight is then turned to provide the desired tracking for the stylus. The scale is calibrated from 0 to 2.5 grams at 0.1-gram intervals.

One advantage of the vertical record player is that the cartridge does not have to be counterbalanced, since its mass acts along the axis of the arm tube and pivot. Therefore, cartridges can be interchanged merely by plugging them in, with no need for re-balancing.

The tonearm has a relatively low mass, being just long enough to locate the stylus on a record radius, with no unnecessary overhang or bends to add mass to the arm. This provides very good tracking on warped records. The absence of an antiskating bias gives added

stability in the presence of vibration or jarring.

The vertical format of the LT-5V also serves to isolate the unit from base-conducted vibration. Vertical motion has virtually no effect on the cartridge output, since it acts along the axis of the rigid arm tube. Horizontal motion can have the same effect as on any other record player.

OPERATING FEATURES

Controls (Flat pushbuttons)

START: Initiates operating cycle and slews arm inward when held in.

STOP: Initiates end of operation and slews arm outward when held in.

SPEED: Changes speed between 33 $\frac{1}{3}$ and 45 rpm on alternate operations (turntable always starts at 33 $\frac{1}{3}$ rpm)

REPEAT: Causes record to be repeated indefinitely (second touch cancels).

LIFT/CUE: Raises and lowers pickup on alternate operations.

Speed Vernier Wheels: Marked "33" and "45"; produce $\pm 3\%$ shift in the nominal speeds.

Indicator Lights: On panel above operating buttons. Arrows show up or down arm position, direction of slew inward or outward. Dot shows status of REPEAT function. Arm deviation from tangency is shown by arrows flanking TRACKING ERROR line.

Disc Clamper: Swinging arm that locks to center spindle and clamps disc to turntable. Carries index scale for arm cueing. Matching scale above arm carriage.

Arm Lock/Power Switch: Shuts off power when arm is clamped to post. Turntable is switched on by releasing arm lock.

Tracking Force: Dial on adjustable weight mounted on arm pivot housing, used to balance arm vertically before setting tracking force.

Cover: A top-hinged clear plastic cover, that covers the arm and about half the turntable when lowered.

The record clamp is claimed to act as a stabilizer, exerting a damping action on the disc by pressing its center to the turntable platter. Mitsubishi has also used the clamp bar to help solve a problem peculiar to the vertical format—how to cue the pickup to a specific diameter of a record. Under normal circumstances the stylus cannot be seen, calling for some guesswork if cueing is to be done by eye. However, the clamp bar carries a scale, extending across the recorded surface of a record, and calibrated linearly from 0 to 10 with spac-

ings of 0.5 units. By sighting across the top of the scale to the disc, one can estimate the numerical reading corresponding to any band or section of the record.


Along the upper part of the record player, next to the rear (top) of the tonearm, is an identical scale. When read against a line marked on the rear of the arm carriage, this scale shows the position of the cartridge along the playing radius. Although the two scales are on opposite sides of the disc, their readings are mirror images and therefore equivalent. By transferring the reading from the clamp scale to the fixed scale, the pickup can be lowered to the record with reasonable assurance of contacting the selected passage.

The operating controls of the Mitsubishi LT-5V are flat pushbuttons that require little pressure and almost no movement. When the unit is activated by unlocking the arm clamp (thereby lighting a "power-on" indicator), a touch on START turns on the motor and causes the arm to scan in to the lead-in groove and descend to playing height. At the end of the record, it lifts, returns to the rest, and shuts off the motor. This can also be done at any time by touching STOP. These buttons serve as slewing controls, since holding in either START or STOP causes the arm to move continuously inward or outward, stopping when the button is released. A touch on LIFT/CUE is required to lower the pickup to the record after it has been slewed.

Small green arrows above the control panel show the operating mode of the record player. The "up" and "down" arrows show the status of the LIFT/CUE control, and "left" and "right" arrows next to them show the slew direction of the arm. A green dot lights when REPEAT is engaged. Finally, the TRACKING ERROR "0" bar lights up when the arm is tangent to the groove (its normal condition). Arrows on either side are lit when the tracking error exceeds the rated maximum of 0.1 degree. This can happen when the pickup enters the eccentric groove at the end of a record, or while the arm is being slewed.

Laboratory Measurements. We installed several different cartridges and found the process straightforward and rapid. The measurements were made using an ADC Integra XLM III, which has an integral plug-in "shell".

Because of the unusual orientation of the record player, it was not possible to measure the actual tracking force or the effective arm mass. However, all the cartridges performed properly when the tracking force dial was set properly, and we have no reason to doubt its accuracy.



LocLocTM

Turn those plain looking belt loops into the latest jewelry fad with America's newest way to tell time.

It's already a fad in Australia. And the minute you unlock its secret, you'll understand why.

The product is a digital watch in a lock called the LocLoc. The LocLoc hangs from your belt loop and the digital display is upside down to everybody but you.

Want the time, flip up the LocLoc and glance down. There's no watch to wear on your wrist, nothing to lug in your pocket and it makes a great way to keep track of the time while wearing a beautiful new piece of jewelry on your jeans. You can wear the LocLoc on everything from a pair of Calvin Kleins, to formal evening attire or even as a piece of jewelry around your neck.

The LocLoc is a full 5-function digital watch with night light—all housed in a solid brass case. The case is water resistant and comes in three textures: gold-tone, silver-tone, and anodized black.

Just twist the clasp on the lock and it opens. Then slip it over your belt loop. You'll enjoy the freedom of having

nothing on your wrist and the convenience of always having the correct time at a glance.

Want more? The LocLoc comes in a see through vault-like container that fits into a denim drawstring tote bag. In fact, it's packaged as a perfect gift for both men and women—and for any age group.

Try one at no risk. Send your check for **\$29.95** for the silver-tone version or **\$39.95** for the anodized black or gold-tone version, plus \$3.00 postage and handling. (Illinois residents add 6% sales tax.) Credit card buyers may use our toll-free number below.

We'll send you your LocLoc digital watch and clear vault-like container all packaged in its handy gift denim drawstring tote bag. After you receive it, attach it to your belt loop. Feel the freedom of not wearing a watch on your wrist. See how easy it is to glance down at the time and notice what a great accessory and piece of jewelry it makes. If you're not absolutely convinced that LocLoc is perfect for you,

return it for a full refund, including your \$3.00 postage and handling charge. But if you really like it, order more for gifts or for your friends.

Each LocLoc has a one-year limited warranty. Your LocLoc was designed to take plenty of abuse. In fact, the case is actually housed in a solid brass lock. But if service is ever required, our service-by-mail center is as close as your mailbox. JS&A is America's premiere electronics company and a company built upon service.

If you're looking for a really innovative gift—one that you yourself will enjoy—order a LocLoc today.

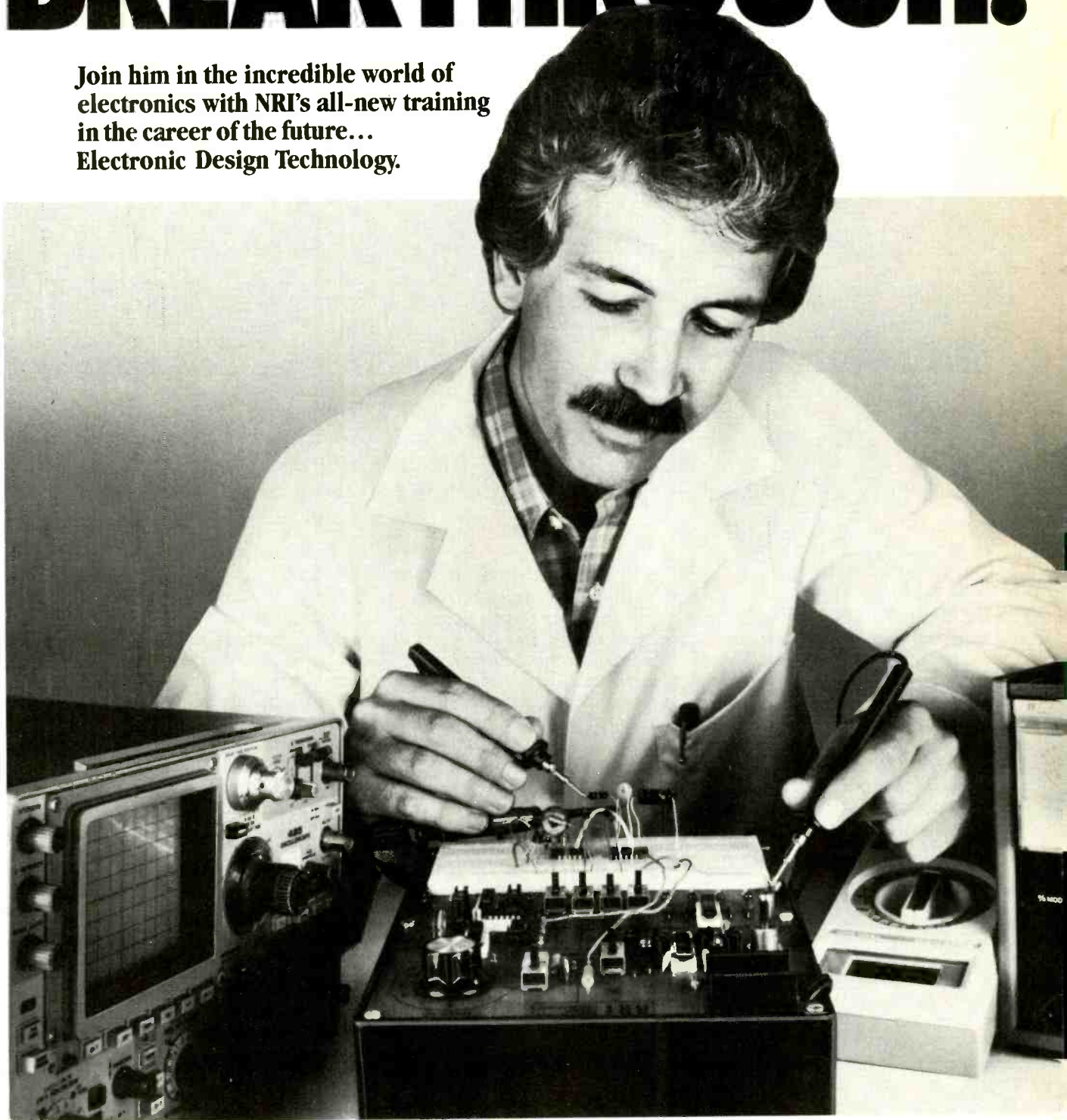
JS&A PRODUCTS
THAT THINK

Dept. PE One JS&A Plaza
Northbrook, Ill. 60062 (312) 564-7000
Call TOLL-FREE 800 228-5000
In Nebraska Call 800 323-6400

© JS&A Group, Inc., 1981

This man is looking for **AN ELECTRONIC BREAKTHROUGH.**

Join him in the incredible world of
electronics with NRI's all-new training
in the career of the future...
Electronic Design Technology.



It's an electronic world we live in. And the designers of electronic circuits, controls, and systems are the people who are shaping it. Take your place in this exclusive company with this exciting new training from NRI.

You can learn Electronic Design Technology at home, in your spare time. Without quitting your job, tying up your evenings at night school, or wasting gas traveling to classes. Because NRI comes to you, makes you a class of one with a complete, effective, low-cost learning program designed exclusively for home study. You get it all... at your convenience.

Hands-On Training

NRI trains you for action. You get real-life experience that builds priceless confidence, gives you working knowledge of lab practices and techniques. It's all built into the NRI Design Lab,[®] a complete combination of equipment, hardware, training, and reference materials. You'll design your own circuits from the very beginning, progressing from basic passive networks through key circuits like power supplies, amplifiers, oscillators, digital and logic circuits, phase-locked loops and more. You'll move on to linear and digital integrated circuits, the heart of modern electronic equipment. You'll prototype your designs and verify operation, learning professional test and measurement procedures as you progress.



Professional Equipment Included

All the way, you work with professional-quality instruments like the Beckman 6-function, 26-range LCD digital multimeter. It gives you fast, accurate measurements of voltages, currents, and resistances, even forward voltage



Training includes NRI Design Lab, Beckman digital multimeter, Texas Instruments scientific calculator that you use and keep.

drops across in-circuit diodes and transistors.

You'll breadboard your designs on the unique NRI Circuit Designer. It features built-in multiple power supplies, variable signal generator, logic switches and LED indicators. It handles almost any circuit you can design... linear and digital integrated circuits as well as discrete components such as transistors and diodes.

Analysis and design work is speeded with the Texas Instruments TI-30 scientific calculator. This engineer's instrument includes full trigonometric functions, logarithms, square root, squares, powers, memory, and more. All this fine equipment is part of your training, yours to keep and use in your work.

NRI Fast-Track Training

This is the unique NRI lesson concept that simplifies and speeds learning. From the very basics to advanced, state-of-the-art electronics, each lesson is especially prepared for individualized instruction. Each subject is covered fully and thoroughly, but extraneous material is eliminated, language is clear and to the point, organization is logical and effective. From Fundamentals of Electronic Circuits through Microprocessors, your lessons are designed with you in mind.

No Experience Necessary

You don't have to be an engineer (or even a college student) to succeed. High school graduates with some algebra handle it without any trouble. We start you at the beginning, let you advance just as quickly as you're ready. We even include the NRI Math Refresher Module to help you brush up on your math and teach you any new concepts you may need.

Free Catalog, No Salesman Will Call

Our free, 100-page catalog gives you all the details, including lesson outlines, equipment specifications, and career opportunities. Send for it today and find the breakthrough for your future. If card has been removed, please write to us.



NRI SCHOOLS
McGraw-Hill Continuing
Education Center
3939 Wisconsin Ave.
Washington, DC 20016

We'll give you tomorrow.

MITSUBISHI (continued)

The capacitance to ground of the arm and signal cable wiring was 215 pF per channel. The low frequency resonance of the arm and cartridge system was 12 Hz, with an amplitude of 7 to 8 dB.

Turntable rumble was very low, measuring -38 dB unweighted and -63 dB with ARLI weighting. The major rumble component was at 10 Hz, with a smaller one at 30 Hz. The flutter was 0.13% weighted peak (DIN) and 0.09% weighted rms (JIS). It mostly occurred at rates of 4 and 10 Hz, and its spectrum dropped off rapidly above 15 Hz.

The speed vernier controls had maximum ranges of +3.9 to -6.5% (33 1/3 rpm) and +5.6 to -6.9% (45 rpm), both well beyond the rated 3% range. However, the strobe markings were very difficult to see—lit by a dim red light and recessed so far into the body of the player that they could be viewed only from a narrow angle directly above the window.

The operating controls worked smoothly and silently. Because of the very small force needed to activate the

buttons, there was never any tendency to jar the record player when using the controls. The START cycle required about 8 seconds, and the STOP cycle some 13 seconds. The arm slewing functions were easy to use, but they were very slow—requiring some 18 seconds to cover the surface of a 12" record. The arm lift and cueing mechanism worked very well—operating in less than 2 seconds with only a slight repeat of the record (2 or 3 seconds) each time the arm was raised and lowered in place.

The protective system that prevents the pickup from descending to an empty but rotating platter worked well. The instructions warn against trying to move the arm manually (which could damage its drive system since the arm is constrained at all times by the stainless steel drive wire). However, if the arm is not moved beyond its region of free movement, no harm will result. With the record player operating, we found manual cueing faster and more convenient than the slow internal slew system. If the pickup is lifted by its finger lift and slowly moved in either direction, the servo causes the arm to follow and there is

no need to approach the mechanical limits of the arm's movement. Lateral pick-up displacement required to light the TRACK ERROR indicators was about ±0.8 degrees. Whether the servo actually responds to a smaller error could not be determined.

Since one of the claims made for the superiority of the vertical turntable mounting is its resistance to vibration, we were especially interested to see how it would fare when placed on vibrators used to measure base isolation. It performed very well, and we consider the manufacturer's claims for this feature to be justified, i.e., a single transmission mode in the 20-to-30-Hz range was measured through the rubber mounting feet. Isolation from vertical vibration was excellent.

User Comment. It would be easy to dismiss the novel design of the Mitsubishi LT-5V as a "gimmick" or novelty to catch the attention of a prospective buyer. While there may be some validity in that assumption, it is a fact that the LT-5V does a superb job of record playing, and would be hard to surpass in any of its measured characteristics.

The advantages claimed for it in improved base isolation are quite real. Although we could not measure its isolation at infrasonic frequencies, we found that vigorous pounding on the supporting shelf usually had no effect on the contact of the pickup with the groove, nor on the sound we heard from the speakers. We conclude that this is a very well engineered record playing system.

To us, one of the chief attractions of the LT-5V is that it fits easily on a narrow shelf. The drawback is that it requires at least 17" of vertical clearance. In any case, the consumer now has a choice not previously available.

In using the unit, we found only a few minor inconveniences resulting from its format. Because the spindle has a notched tip that locks the pivoted clamp holding the record in place, you have to wiggle the record a bit to remove it from the turntable. Also, the arm indexing scales, while accurate, are inconvenient to use unless they are at eye level. Otherwise, parallax becomes a problem. Finally, the stroboscope markings are much too difficult to see, and should be lit more brightly if they are to remain in their present location.

The appearance, construction, finish, and smoothness of operation of the Mitsubishi LT-5V are suggestive of a more expensive record player. If its special qualities meet one's needs, it might well be the system of choice for many users.—Julian D. Hirsch

CIRCLE NO. 101 ON FREE INFORMATION CARD

The Perfect Holiday Gift...

Mini-Pro 3 Tool Kit

Produced by R & K Supply Co. Inc. Tool Kit Dept.
Channellock, Xcelite, Petersen, Clauss and Crescent Tools

Featuring:

- Lifetime guarantee on all these tools by R & K Supply Co.
- Full refund if not completely satisfied.
- 20 of the most durable tools available:

Allen Hex Key Set (std.)	6 Pliers	Tape Measure
Feeler Gauge (blade type)	Scissors	Vise Grip®
Knife (electrician 2-blades)	Screwdrivers	Wire Stripper
Nut Driver Kit	2 Phillips	Wrench (adjustable)
	3 Regular	Zipper Tool Case

\$159.00

Call Today and Place Your Holiday Order

Available ONLY through R & K Supply

TOLL FREE NUMBERS
1-800-321-1233

In Ohio, Call 1-800-362-1715

R & K SUPPLY COMPANY
16600 Sprague Road—Cleveland, Ohio 44130

MasterCard
VISA
AMERICAN EXPRESS

ODYSSEY²

THE EXCITEMENT OF A GAME. THE MIND OF A COMPUTER.

Simulated TV picture
© 1981 K. A. P. CONSUMER ELECTRONICS CORP.



ALL FOR THE PRICE OF AN ORDINARY VIDEO GAME.

Some video games are exciting but short on challenge.

Odyssey², on the other hand, lets you choose your excitement from more than 40 arcade, sports, education and new Master Strategy games that are full of challenges as well as fun, so they keep you coming back for more.

And some video games have an abundance of brainpower, but cost an arm and a leg. Only Odyssey² includes, at no extra cost, a full 49-character alphabet and number computer keyboard that gives you access to the mind behind the games.

And now there's The Quest For The Rings™ from Odyssey². It's the first in our new Master Strategy Series™ of video games that combine computer technology, your TV set and an advanced game board to transport you to a startlingly realistic alternate world.

Odyssey² Video game fun. Computer keyboard challenge. All for the price of an ordinary video game. It's waiting for you now, at your Odyssey² dealer.

Odyssey² games include:

- The Quest For The Rings • Speedway*
- Spin-Out* • Crypto-Logic* • Las Vegas Blackjack • Armored Encounter • Sub-chase • Football • Bowling • Basketball • Math-A-Magic • Echo • Computer Intro • Matchmaker • Logix • Buzzword • Baseball • Computer Golf • Cosmic Conflict • Take The Money And Run • I've Got Your Number • Invaders From Hyperspace • Thunderball • Showdown in 2001 A.D. • War Of Nerves • Alpine Skiing • Helicopter Rescue • Out Of This World • Hockey • Soccer • Dynasty • Volleyball • Electronic Table Soccer • Pocket Billiards • Pachinko • Blockout • Breakdown • Casino Slot Machine • UFO • Alien Invaders—Plus.


*Included with original Odyssey² purchase.



The excitement of a game.
The mind of a computer.

CIRCLE NO. 43 ON FREE INFORMATION CARD

SOUND UNLEASHED



You may not realize it, but you've only been listening to music in two dimensions. In fact, owners of the most sophisticated systems utilizing the latest enhancement techniques are also only hearing two-dimensional sound, totally lacking the missing third dimension, Omnisonic Imagery™. Even owners of the most modest stereo systems will recognize the 801 Omnisonic Imager™ as one of the most significant improvements in music reproduction in years. This advance, available after extensive research by Omnisonix in the field of psychoacoustics, is intended to provide the enjoyment and feeling of live musical performance. To vastly upgrade the performance of your stereo system, simply connect the 801 to the tape or preamp input/output jacks and listen to clear, distinct sound images that seem to surround you, even while moving about. In fact, the impact is so great that the sound seems to come from outside the

speaker plane, often overhead and to the rear. Your home virtually becomes a concert hall.

Hearing is convincing

To experience the dramatic presence and detail that have been missing from your records, digitally recorded discs, and pre-recorded tapes, take a few of your favorites to an Omnisonix dealer for a demonstration: you are in for a musical delight. And amazingly enough, any tape you record through an Omnisonic Imager will retain the Omnisonic quality when it is played back on a conventional stereo system. The 801 Omnisonic Imager also adds a dimension to FM, monophonic AM and TV sound, with a simple adjustment.

Highway imagery

The new Imager 801-A™ does for your car stereo what the 801 does for your home music system. It raises the sound from the floor level to the ear level. The variable

imager control allows you to vary the image to any auto environment.

Hear what you've been missing

Join the growing thousands of music listeners who have found it completely affordable to enjoy the delight of Omnisonic Imagery and discover what they had been missing with conventional stereo.

Since all Omnisonic Imagers are designed and built for lasting performance under strict quality control conditions, Omnisonix offers a lifetime warranty on the active proprietary circuitry.


**Call today, toll free
1-800-243-0688**

For additional information and the name of your nearest Omnisonix dealer. Write: P.O. Box 430, Northford, Ct. 06472 or call 203-239-6213 in Connecticut.

OMNISONIX, LTD.
Setting Sound Free

CIRCLE NO. 38 ON FREE INFORMATION CARD

Popular Electronics Tests



RCA CTC-111A 19" Color TV Receiver

THE CTC-111A 19" color chassis for 1981/82 offers 127-channel tuning, CCD comb-filtering, and pseudo-stereo sound. It's quite different from either last year's top-of-line CTC-101 or the more recently developed XL-100 CTC-108.

The table model examined here measures 17"H x 17"D x 26"W. It has a black-striped silver front, and walnut-colored plastic top and sides. Large, red LED channel numbers are located above a push/pull on-off and volume control switch that's situated immediately to the left of a 12-button direct-channel address and a programmable up/down slow and rapid scan arrangement. Directly below and behind a 5" x 2.5" plastic door are controls for channel-select, sharpness, brightness, contrast, color, tint, and treble/bass. Suggested retail price is \$580.

General Description. *127-Channel Tuning.* When the on/off switch is pulled, audio comes on immediately and the picture appears in about four seconds, a vast improvement over previous 11-second warmups for older-type cathode ray tubes. Channels are selected by up/down pushbuttons, activating a frequency-synthesis manual-scan tuning system that covers all vhf, uhf, midband, superband, and hyperband CATV chan-

nels. Selected u/v frequencies may either be added or deleted in the receiver's electronic tuner by simply pressing an add or erase button. And when a channel is entered in memory, the select/lock switch fixes it in position. Memory is retained even if the receiver is disconnected from the ac line. On the set's back are switches for cable-TV-mode tuning and "ColorTrak" defeat.

Electronically, the MST007 composite tuner is divided into three sections: uhf, vhf, and superband/hyperband. Shielding separates the uhf section from the other two. Not only does the tuner furnish the usual 82 u/v channels, but also cable channels A-1 through A-5, A through I, J through W, and W+1 through W+17, for a total of 127. The cable/normal switch does not affect vhf channels 2 through 13, but must be set to *normal* position for uhf. In addition, a sync detector has been added from a transistor on the chassis to defeat aft during improper sync cable search.

Channel scan can be expanded automatically in discrete steps from -2 MHz below video carrier to +2.25 MHz above. After full search, the sync detector cuts off and the system returns to normal operation. Then, even carriers without apparent sync may be received. But such special sync operates *only* in the CATV position.

Other Features. The CTC-111A's SAW (surface wave) filter input, its transistorized preamplifier, the i-f, aft, agc/video detector IC, and the 28-pin LSI chroma and luminance processor are incorporated into the same monolithic chips used in the CTC-108 (POPULAR ELECTRONICS, June 1980). The charge-coupled-device comb filter was used first in the RCA CTC-101 chassis. (See PE, October 1981 review of Toshiba's CB965 TV set for details on how the comb filter works.) Finally, there is an automatic peaking detector, a vastly improved sound detector and output, and a new horizontal/vertical oscillator and regulator control IC—all new for this series.

Auto Peaker. Vertical detail resolution from the comb filter is extracted through a nonlinear processor. This is summed with the delayed luminance in a U701 peaker IC. Further correction is supplied from an automatic peak-frequency detection circuit, the idea being to offer uniform horizontal resolution from one TV station to the next, and to compensate for any poor SWR of the receiving antenna. This occurs without the user having to adjust preferred sharpness for individual channels.

Consequently, a peaking circuit has been designed that consists of three transistors, and related components.

HEATH/ZENITH A GIANT STEP FORWARD

Computer power, printer speed, hard disk storage – all in one system.

The three elements you need for smooth, rapid data handling are together now in one Heath/Zenith system. For word processing, business and financial applications, or custom programming – this is the performance standard evolving in computer technology. It's what you expect from a *strong partner*.

All-In-One Computer

The heart of the system is the Heath/Zenith 89 Computer, a complete, stand-alone unit with professional keyboard, smart video terminal and 5¼-inch disk drive. It's easy to use for people having little or no experience – yet it can also run extended languages like BASIC, COBOL, FORTRAN and Pascal.

The 89 comes with 48K bytes RAM, expandable to 64K. It has two Z80 microprocessors, one for computer functions, one for terminal functions. And three serial I/O ports for interface with printers and modem.

The video display features a 12-inch diagonal, high-resolution CRT that's easy on the eyes. It displays up to 2,000 characters at a time, 24 lines (plus 25th status line) by 80 characters, with full cursor control. Also 33 block graphic characters for charts and graphs.

The heavy-duty keyboard follows standard typewriter format for easy operator training. All terminal functions are programmable from keyboard or I/O ports.

The 5¼-inch floppy diskette stores 100K bytes of information and interfaces on line with the Heath/Zenith 67 Hard Disk System.

Winchester Disk System

The 67 Disk System features one hard disk and one 8-inch, soft-sectored floppy for total on-line storage of 10.782 megabytes (formatted). That's a huge data base.

The floppy is double-sided, double-density and can also operate in single-sided or single-density modes, compatible with standard IBM 3740 format.


The 67 features write-protect switches for both drives to prevent accidental erasure of information. The average access time of the hard disk drive is 70 milliseconds.

High-speed printer

The Heath/Zenith 25 Printer is a heavy-duty, high-speed, dot matrix printer that gives you sharp, clear printouts. It prints over 150 characters per second with whisper-quiet smoothness.

The entire 95-character ASCII set prints in upper case and lower case with descenders, in a 9 x 9 matrix. Also, 33 block graphic characters let you create graphs and charts. All functions and timing are microprocessor-controlled.

It uses standard edge-punched papers and features a convenient cartridge ribbon for easy, no-mess replacement.



ANNOUNCES IN SYSTEM PERFORMANCE

Versatile software and accessories

The Heath/Zenith System offers you a choice of operating systems, including popular CP/M.

There are programs for word processing, business applications, and versatile utility functions. And the Heath User's Group offers a library of over 500 low-cost programs for home, work or play.

For your custom programs, Microsoft languages are available in BASIC (compiler and interpreter), FORTRAN and COBOL. Or learn to write and run your own programs with special self-study programming courses for Assembly, BASIC, Pascal or COBOL.

Free demonstration awaits you at your Heathkit Electronic Center

Pick the store nearest you from the list at right. And stop in today for a demonstration of the new Heath/Zenith System. If you can't get to a store, send \$1.00 for the new Zenith Data Systems Catalog of assembled commercial computers and also receive free the latest Heathkit Catalog. Write to Heath Co., Dept. 010-844, Benton Harbor, MI 49022.



Visit Your Heathkit Electronic Center*

where Heath/Zenith Products are displayed, sold and serviced.

- | | | |
|--|--|---|
| PHOENIX, AZ
2727 W. Indian School Rd.
602-279-6247 | MISSION, KS
5960 Lamar Ave.
913-362-4486 | CLEVELAND, OH
28100 Chagrin Blvd.
216-292-7553 |
| ANAHEIM, CA
330 E. Ball Rd.
714-776-9420 | LOUISVILLE, KY
12401 Shelbyville Rd.
502-245-7811 | COLUMBUS, OH
2500 Morse Rd.
614-475-7200 |
| CAMPBELL, CA
2350 S. Bascom Ave.
408-377-8920 | KENNER, LA
1900 Veterans Memorial Hwy.
504-467-6321 | TOLEDO, OH
48 S. Byrnes Rd.
419-537-1887 |
| EL CERRITO, CA
6000 Potrero Ave.
415-236-8870 | BALTIMORE, MD
1713 E. Joppa Rd.
301-661-4446 | WOODLAWN, OH
10133 Springfield Pike
513-771-8850 |
| LA MESA, CA
8363 Center Dr.
714-461-0110 | ROCKVILLE, MD
5542 Nicholson Lane
301-881-5420 | OKLAHOMA CITY, OK
2727 Northwest Expressway
405-848-7593 |
| LOS ANGELES, CA
2309 S. Flower St.
213-749-0261 | PEABODY, MA
242 Andover St.
617-531-9330 | FRAZER, PA
630 Lancaster Pike (Rt. 30)
215-647-5555 |
| POMONA, CA
1555 N. Orange Grove Ave.
714-623-3543 | WELLESLEY, MA
165 Worcester Ave.
617-237-1510 | PHILADELPHIA, PA
6318 Roosevelt Blvd.
215-288-0180 |
| REDWOOD CITY, CA
2001 Middlefield Rd.
415-365-8155 | DETROIT, MI
18645 W. Eight Mile Rd.
313-535-6480 | PITTSBURGH, PA
3482 Wm. Penn Hwy.
412-824-3564 |
| SACRAMENTO, CA
1860 Fulton Ave.
916-486-1575 | E. DETROIT, MI
18149 E. Eight Mile Rd.
313-772-0416 | WARWICK, RI
558 Greenwich Ave.
401-738-5150 |
| WOODLAND HILLS, CA
22504 Ventura Blvd.
213-883-0531 | HOPKINS, MN
101 Shady Oak Rd.
612-938-6371 | DALLAS, TX
2715 Ross Ave.
214-826-4053 |
| DENVER, CO
5940 W. 38th Ave.
303-422-3408 | ST. PAUL, MN
1645 White Bear Ave.
612-778-1211 | HOUSTON, TX
1704 W. Loop N.
713-869-5263 |
| AVON, CT
395 W. Main St. (Rt. 44)
203-678-0323 | BRIDGETON, MO
3794 McKelvey Rd.
314-291-1850 | SAN ANTONIO, TX
7111 Blanco Road
512-341-8876 |
| HIALEAH, FL
4705 W. 16th Ave.
305-823-2280 | OMAHA, NE
9207 Maple St.
402-391-2071 | MIDVALE, UT
58 East 7200 South
801-566-4626 |
| PLANTATION, FL
7173 W. Broward Blvd.
305-791-7300 | ASBURY PARK, NJ
1013 State Hwy. 35
201-775-1231 | ALEXANDRIA, VA
6201 Richmond Hwy.
703-765-5515 |
| TAMPA, FL
4019 W. Hillsborough Ave.
813-886-2541 | FAIR LAWN, NJ
35-07 Broadway (Rt. 4)
201-791-6935 | VIRGINIA BEACH, VA
1055 Independence Blvd.
804-460-0997 |
| ATLANTA, GA
5285 Roswell Rd.
404-252-4341 | AMHERST, NY
3476 Sheridan Dr.
716-835-3090 | SEATTLE, WA
505 8th Ave. N.
206-682-2172 |
| CHICAGO, IL
3462-66 W. Devon Ave.
312-583-3920 | JERICHO, L.I. NY
15 Jericho Turnpike
516-334-8181 | TUKWILA, WA
15439 53rd Ave. S.
206-246-5358 |
| DOWNERS GROVE, IL
224 Ogden Ave.
312-852-1304 | ROCHESTER, NY
937 Jefferson Rd.
716-424-2560 | MILWAUKEE, WI
5215 W. Fond du Lac
414-873-8250 |
| INDIANAPOLIS, IN
2112 E. 62nd St.
317-257-4321 | N. WHITE PLAINS, NY
7 Reservoir Rd.
914-761-7690 | <small>*Units of Veritechnology Electronics Corporation in the U.S.</small> |

Prices and specifications subject to change without notice.

HEATH/ZENITH

Your strong partner

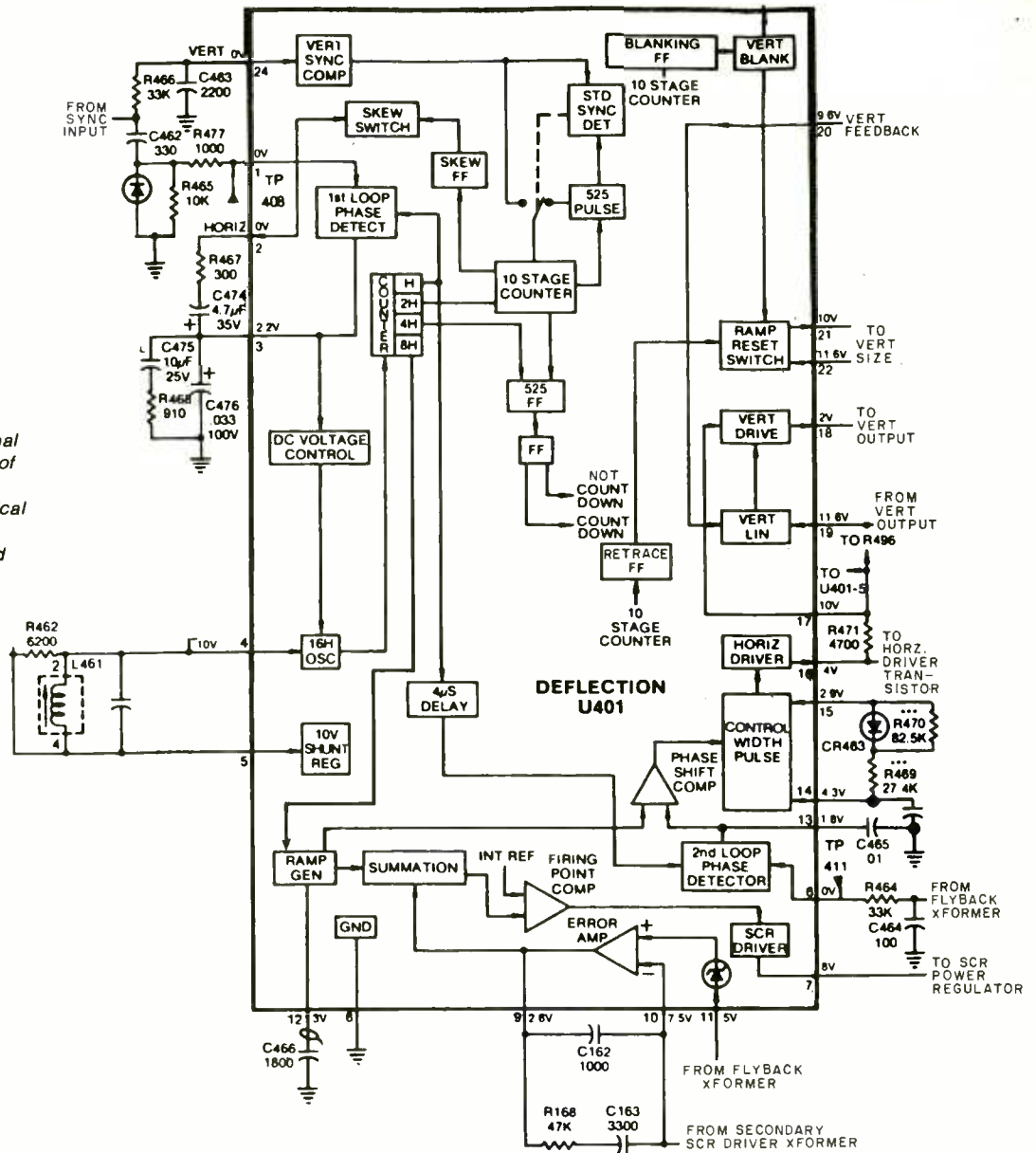


Fig. 1. Functional block diagram of the 3-part horizontal/vertical phase-lock, count-down and regulator IC.



Internal view of the CTC-111A chassis.

A Horizontal/Vertical Oscillator and Regulator Control, a U401 IC, was first used successfully in RCA's 9-inch CTC-115 color chassis that was introduced earlier this year. It's a rather complex 24-pin IC, with three feedback loops. The first two of these are used for sync control and the third operates an SCR voltage regulator.

Circuit operation begins with a $16 \times 15,734$ -Hz horizontal-frequency LC461 tank circuit that oscillates at 251.744 kHz as sync input enters the monolithic chip in Fig. 1 between R466 and C462. A standard sync detector receives normal sync and compares it with internal frequencies (derived from double the normal horizontal frequency and divided by 525). Seven fields of 262.5 lines each constitute an acceptably good signal, while a defective one overlaps and free-runs temporarily, pending extended 568-line countdown and lockup. When

MILLIONS



From the dawn of recorded stereo, millions of audiophiles have turned to Shure phono cartridges to get the most from their stereo systems—and for good reason. We introduced the first moving magnet cartridge, the first truly high fidelity low mass stereo cartridge, and a host of other innovations, right up to today's Hyperelliptical stylus tip, Dynamic Stabilizer, and SIDE-GUARD stylus protection system. From the original M3D, the first high fidelity stereo cartridge (which is still available) to the V15 Type IV, Shure has been the leader in phono cartridge technology.

Our complete phono cartridge line, with over 100 models for all applications, is by far the widest selection offered by any phono cartridge manufacturer in the world. For more than 25 years, Shure has been the performance, technological, and sales leader in high fidelity phono cartridges...and that's why millions of audiophiles around the world have made us their source of sound. See your Shure dealer about upgrading your system with the number one name in phono cartridges.



Shure Brothers Inc., 222 Hartrey Avenue, Evanston, IL 60204
In Canada: A. C. Simmonds & Sons Limited

Manufacturer of high fidelity components, microphones, loudspeakers, sound systems and related circuitry.

**RCA MODEL FFR495W (CTC-111A)
19" COLOR TV TABLE MODEL
LABORATORY DATA**

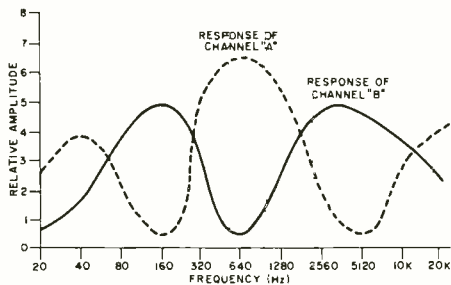


Fig. 2. Frequency response of the synthesis stereo circuit.

Parameter	Measurement
Tuner/receiver sensitivity (min. signal for snow-free picture):	vhf (Ch. 6): -11 dBmV uhf (Ch. 30): -3 dBmV
Voltage regulation w/signal input (line varied from 105 to 130 V):	Low voltage: 125-V supply—99.6% 16-V supply—95% High voltage: 29-V supply—96.8%
Luminance bandpass at video detector:	4 MHz
Luminance bandpass at CRT:	4 MHz (approx.)
S/N at CRT:	46 dB
Convergence:	99%
Horizontal overscan:	8%
Pincushion/barreling:	None
Agc response (before sync clipping or white/black level shifts):	66 dB
CRT color temperature measurement (with normal picture on screen):	6500°K
Dc restoration:	88%
CB interference (at 60 ft):	Slight on Ch. 2
Power requirements (signal applied)	125 W (max.)

NOTE: Instruments used in these measurements are: Tektronix 7L12 and 7L5 spectrum analyzers; Tektronix/Teletquipment D66, D67 oscilloscopes; Sadelco FS-3D-VU 1/a meter; Winegard DX-300 amplifier; Data Precision 245, 258, 1750 multimeters and 585 frequency counter; B&K-Precision 1248, 1250 color bar generators and 3020 function generator; Sencore VA48 (modified), CG189 color bar and signal generators, PR57 variable power supply; Tektronix C-5A camera.




Fig. 3. Multiburst test at the video detector (top) and CRT (bottom).

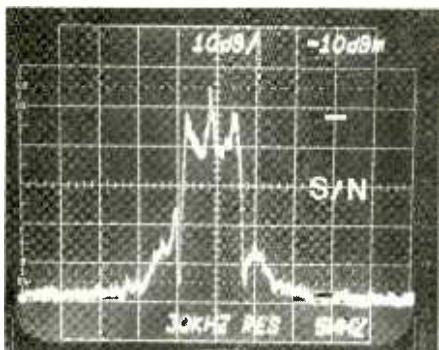


Fig. 4. Spectrum analyzer display of luminance at the CRT.

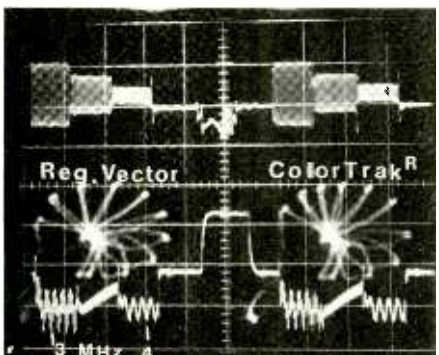


Fig. 5. Swept chroma test at video detector and CRT. Vector test is at center.

channel or other changes cause sync interrupt, the vertical sync pulse is first detected between the 513 and 568 count. The vertical ramp will then reset at a 525 count. Following seven consecutive fields of coincidence between the 525 count and detected vertical sync, the countdown is locked up in standard mode. To get out of the countdown mode, there must be two consecutive fields that are *not* apparent in the 525 count. Following the 525-line flip-flop, the count/no-countdown flip-flop makes the decision and, if the result is no, it resets the counter.

Frequency synthesis within the U401 begins with the high-frequency LC461 tank oscillator via the 16H oscillator block and goes from there to the counter and chain of dividers.

Dual Dimension Sound was first introduced in RCA's CTC-101 series in 1979, and has seen major improvements for the 1981/1982 line. This pseudo-stereo effect is created by synthesizing audio sound separation into two channels so that one speaker handles midfrequency audio between 60 and 200 Hz and 1.2 and 10 kHz, as shown in Fig. 2. This is done by selective filter separation, with two electrical paths each going to a single-output amplifier.

Both L and R jacks seem to have adequate power to drive stereo hi-fi amplifiers with a quasi-stereo effect.

The limiter/amplifier, FM detector, and dc volume control and tone controls are contained in a TDA2791 16-pin IC package. The power amplifier, a TDA2611A, is capable of 5 watts output (here about 3.5 W) and comes in a 9-pin in-line package, with a dc operating voltage of 24 V, and a THD of 0.3%.

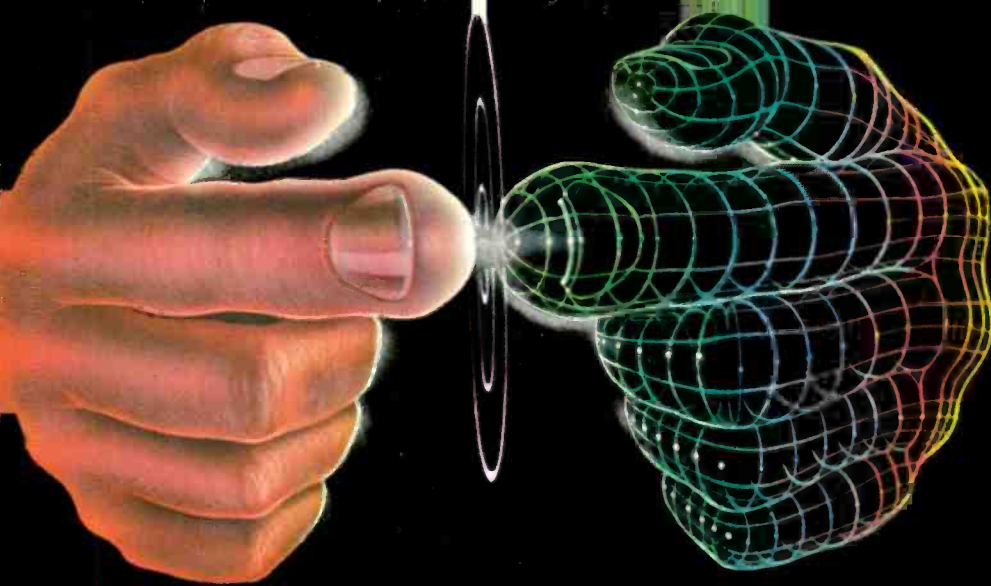
Laboratory Measurements. RCA's charge-coupled comb filter supplies about 4 MHz (Fig. 3) to the CRT without crosstalk between chroma and monochrome. A high voltage of 29 kV and a warm white color CRT temperature measured at 6500°K (5800°K is average) produced a well-illuminated picture with fine contrast. Video S/N is 46 dB (Fig. 4); and vhf tuner/system signal pickup is -11 dBmV. An agc swing of 66 dB gives a fast response to aircraft flutter. Convergence is accurate; and overscan is a precise 8%.

The ColorTrak mixing circuit in the 42-pin LSI squeezes only oranges and reds together (losing the usual 30° separation (Fig. 5) between the first four petals of the 10-spoke vector). Blues and green, however, are not disturbed.

Comments. This new TV chassis is evidently a fine one, fortified by its 127-channel electronic tuner, pseudo-stereo sound capability, good cable-TV response, better-than-average dc restoration, a CRT that brings out the best in color, and a handful of very satisfactory specifications in other areas.

Nothing is perfect, though. Serviceability on the chassis might be improved, for example, and we would like to have seen a "cold" chassis for safety's sake when servicing. Too, front-end filtering against CB intrusion on Ch. 2 could be better, and audio is not completely muted when the volume switch is turned down. But these aside, the RCA CTC-111A receiver is a fine chassis, featuring a sharp, bright picture, as well as better-than-average sound for a table-top model.—*Stan Prentiss*

CIRCLE NO. 103 ON FREE INFORMATION CARD



Productivity at your fingertips.

The NEC PC-8000 Series is the best-selling micro-computer system in Japan, a country where productivity is something of a national pastime.

Now American ingenuity has provided it — and you — with the NEC General Accounting System, an efficient and comprehensive small business software package that's as simple to use as it is comprehensive.

All operations take place in English, in logical sequence. Each of your clients can utilize his own combination of journals and ledgers, most suitable to his unique accounting requirements.

The chart of accounts and financial statements can be entirely customized. Multiple bank accounts, 8 separate payroll accounts, and as many as 10 individual profit centers can be tracked with separate statements, along with a consolidated one.

Individual client information is input and stored on its own data diskette. Maintenance, balancing, formatting, and report generation is handled by another diskette. This allows your client to make all entries during the month, on his computer system, at his place of business, while providing you, as the outside CPA, with the ability to print and study reports in your own office.

Generally accepted U.S. accounting principles have been used throughout, of course. This not only makes good business sense, it makes it simple to convert to the NEC system.

For more information, about this package, or any of the other business software now available for the PC-8000 Series, contact an NEC America dealer.



NEC

NEC America, Inc.
Personal Computer
Products

1401 Estes Avenue
Elk Grove Village IL 60007
(312) 228-5900

CIRCLE NO. 57 ON FREE INFORMATION CARD

www.americanradiohistory.com

YOU ALREADY OWN HALF OF THE WORLD'S MOST ADVANCED HOME ENTERTAINMENT SYSTEM.

You're already halfway to Magnavision® right now. Because all you have to do is plug it into your present color TV set.

Magnavision is a turntable. A video turntable as well as an audio one. It plays discs that show pictures on your TV. With stereo sound capability.

And what pictures. Magnavision delivers a picture that's clearer and crisper than video tape TV, even TV itself. And the Magnavision picture lasts, because the discs are impervious to wear.

See the buttons on the front of the Magnavision unit? They give you total control over what you watch and how you watch it. Consider the possibilities: Reverse. Slow motion. Individual frame-by-frame indexing. More. And you can exercise control from anywhere in the room, since Magnavision Model 8005 (shown here) gives you a full-feature remote control.

AMAZING: PICTURES WITH STEREO SOUND.

Magnavision even gives you high-fidelity stereo sound.

Just run it through your present stereo system and choose from one of the many stereo videodiscs (concerts, musicals, shows). You can't get stereo with video tape, and stereo TV is years away. Imagine, now you can see Liza Minnelli* for example, as well as hear her in stereo concert!

All of this wonderwork comes from Magnavision's laser-optical scanner. It is a beam of light that works like an audio player's "needle." But Magnavision's laser-optical scanner has none of the archaic limitations of a needle.

Magnavision is full of ideas. It can be a learning machine as well as an entertain-

ment source. Many of the discs are interactive. You can carry on a dialogue with them. *How To Watch Pro Football†*, *The First National Kidisc†*—games, puzzles, questions and answers for your children, *The Master Cooking Course†*, and *Jazzercise†* are just four examples.

You can put as many different kinds of programs on your television screen with Magnavision as you can imagine. Choose from over 120 videodisc albums now. They range from classic movies to new releases. From sports instruction to art gallery tours. From cartoons to concerts. And new programs are continually being developed exclusively for videodiscs.



So put your half of the world's most advanced home entertainment system together with Magnavision soon. For the name of your nearest dealer, please call toll-free 800-447-4700 (in Illinois, 800-322-4400).

© 1981 N.A.P. CONSUMER ELECTRONICS CORP.
*Liza In Concert © Pioneer Artists †Optical Programming Associates ©

MAGNAVISION



THIS LASERVISION MARK CERTIFIES COMPATIBILITY WITH OTHER LASER OPTICAL VIDEO PRODUCTS BEARING THE MARK

MAGNAVOX

The brightest ideas in the world are here today.



CIRCLE NO. 27 ON FREE INFORMATION CARD

www.americanradiohistory.com

Popular Electronics Tests

The IBM Personal Computer

THE long-awaited entry of IBM into the microcomputer field—rumored since 1976—has occurred. Happily, we were able to spend considerable “hands-on” time with it and can share the results with our readers without delay. This 16-bit microcomputer (based on an Intel 8088) is designed for business, school, and home use. It will be available from ComputerLand dealers and business-equipment outlets of Sears, Roebuck Co., as well as through IBM’s sales centers and a sales unit in its Data Processing Division.

The basic expandable system consists of a detached keyboard (cable-connected to the System Package) and the System Package that contains 16K of RAM, 40K of ROM (carrying the operating system and BASIC), a TV receiv-

er adapter, and a cassette port. The cassette recorder is not supplied. This basic package has a suggested retail price of \$1565.

The full system includes 64K of RAM, a 12” monochrome video monitor (mounted within the System Package), and an Epson MX-80 printer (carrying the IBM logo). The complete system has a suggested retail price of \$4500 (the single-disk version is \$3005). Options include a full-color monitor and adapter, joysticks, and a light pen. The independent enclosures are pearl-white to match any environment.

General Description. The microprocessor-controlled keyboard has 83 keys including 10 for numeric entry and cur-

sor-control and 10 for special functions (user definable). Each key features autorepeat. The sloped keyboard has both tactile and “click” touch feedback, concave tops, and 1/4” key travel. Furthermore, the keyboard can be positioned flat on the operating surface or via a pair of detent supports, at a shallow but comfortable angle. Some keytop legends are unusual. For example, there is no key marked RETURN but there is a large-size key marked with the international “return” symbol (a left-facing arrow). A four-character keyboard buffer is provided, and many keys have four selectable functions—normal, shifted, control, and alternate.

Of the 256 characters available, 16 are for game and special-character graphics that include the four playing-



card suits, music symbols, etc.; 16 are used as a word-processing editing set; 96 are conventional ASCII upper/lower case, numerics, and symbols; 32 form an international character set for foreign languages; 16 form an extended Spanish and special character set; 48 are line graphics; and the remaining 32 are devoted to a mix of Greek and scientific symbols.

Physically, the keyboard is 20" W × 2" H × 8" D, and it weighs about 6 pounds. It is cable-connected to the System Package via a six-foot coiled telephone-like cable. A pencil "ledge" is provided above the keyboard, and four synthetic cork, nonskid bumpers are located near each bottom corner.

The Systems Package contains the 8088 and its associated logic on a "motherboard" having five bus-expansion slots. The system switching power supply, a fan, the cassette I/O port, a 2 1/4" speaker, and up to two 5 1/4" disk drives are located in this enclosure.

The disk drives use double-density, single-sided diskettes in a Tandon 5 1/4" drive. There are 512 bytes/sector, 8 sectors/track, 40 tracks/diskette, with 160K-byte capability and 320K bytes maximum. A LED "in-use" indicator signals disk activity. Power requirement is 63.5 watts.

The 8088 CPU combines a 16-bit internal architecture with an 8-bit bus interface. There are 16-bit wide registers, data paths, ALU, and a set of powerful 16-bit instructions identical with the 8086 CPU. The 20-bit memory address range and the 16-bit I/O port address range allows for 1-megabyte of memory and 64K I/O ports. In this

computer, the 8088 operates with a 4.77-MHz clock. The RAM memory uses a ninth bit for parity checking, and can be expanded to 256K bytes. The 40K ROM contains the IBM operating system and BASIC.

On power-up, 2K of ROM provides a series of 14 diagnostic tests including the processor, an 8K ROM checksum, DMA, 16K RAM, ROM checksum, interrupt controller, timers, video RAM, cursor, video sync, remaining RAM, keyboard, cassette port, and disk system. Any problems are reported via the speaker and video display. The test takes about 15 seconds.

Physically, the System Package is 20" W × 16" D × 5.5" H and weighs 21 pounds without the disk drives, 25 pounds with one drive, and 28 pounds with two drives installed.

The monochrome monitor uses an 11 1/2"-wide screen having a P39 (green) phosphor. An anti-glare screen surface and contrast and brightness controls are supplied. The display is 25 lines by 80 columns using a 7 × 9 character within a 9 × 14 character box. Underline, blinking, high-intensity, reverse video, and nondisplay for security are provided. Characters can be displayed in three background shades. Graphics resolution is 720 by 350 pixels, and a 4K screen buffer is supplied.

The CRT sweep speeds are unusual in that the horizontal sweep speed is 18 kHz, while the vertical sweep is 50 Hz. The bandwidth of 18 MHz makes for an excellent, crisp display. An optional add-on card is provided for using conventional NTSC monitors.

When using BASIC, each of the 10

user-definable keys can be made to display its function along the 25th line. This feature can be defeated.

Three types of software are provided. Cassette BASIC is provided in 32K ROM and uses the cassette for data storage with no disk facility. Disk BASIC comes on the DOS diskette and requires 32K of RAM. It provides access to both cassette and disk, has an RTC for date and time, and supports RS-232 as well as two additional drives. Advanced BASIC also comes on the DOS diskette and requires 48K of RAM. It features automatic event trapping and the use of function keys, joysticks, light pen, etc. It provides advanced graphics and supports graphic commands CIRCLE, GET, PUT, PAINT, and DRAW. It also provides music support via the PLAY statement.

Other software includes VisiCalc, EasyWriter word-processing package, Accounts Receivable/Payable and General Ledger from Peachtree Software, the Microsoft Adventure game package, a Communications package that uses the Asynchronous Communications Adapter, plus a PASCAL compiler. Both CP/M-86 and UCSD p-System are being adapted.

IBM will also solicit software from outside sources. To do this, IBM has created a new department called Personal Computer Software Publishing Department (Dept. 765, Armonk, NY 10504). IBM employees and external authors, from professional programmers to hobbyists, can submit programs for consideration.


The IBM 80 CPS Matrix Printer is actually the popular Epson MX-80 featuring bidirectional printing, a one-line buffer, horizontal and vertical tabs, a choice of 40/66/80/132 characters per line, 12 character styles, and variable vertical spacing. The character set includes 96 standard ASCII, 64 graphic symbols, and 9 special symbols all using a 9 by 9 matrix. A "ripple print" test is provided.

The Asynchronous Communications Adapter supports RS-232C and is fully programmable with 5, 6, 7, or 8 bit characters, even/odd/no parity, and 1 1/2/2 stop bits. Baud rate is from 50 to 9600.

The 450-page loose-leaf manual is excellent and is exceptional in its clarity of explanation. It is very detailed and profusely illustrated.

Evaluation. Visually, the IBM Personal Computer is attractive. The three basic units (Keyboard, Systems Package, and the video monitor) complement each other with their pearl-white, smooth, round-cornered enclosures. The keyboard attaches via a coiled cable and it can be angled to the workspace in either of two positions—both very comfortable, and based on research developed in Sweden (of course, if you're a Mediterranean type . . .).

In the basic system, on power up,



IBM Personal Computer plug-in modules. Lower row, left to right are: game adapter, asynchronous communications card, printer adapter card, and 32K memory board. Upper left is the 64K memory board and upper right is the disk drive adapter. Top center is the monochrome display/prINTER adapter, and lower center, the color graphics board.

BASIC is automatically booted. In the disk system, BASIC resides on the same diskette as the DOS and has to be called as usual. The IBM DOS "looks" a lot like CP/M, but it isn't.

We used the system with both monochrome and a Hitachi color monitor. The video display in both cases was clean and crisp and easily usable to all four edges. Owing to the unusual horizontal/vertical sweep speeds, a conventional video monitor cannot be used unless an adapter is plugged in. In the chroma mode, the colors are exceptionally distinct and the alphanumerics and graphics are crisp. The disk drives are unusually quiet, with each drive having a LED to signal disk activity.

The Microsoft BASIC is very fast, with a lot of the speed due to the 4.77-MHz clock. In the graphics mode, BASIC statements allow the creation of graphic figures that can be stored as an array, and "called," in a manner similar to machine-language routines. The speed of animation is about as fast as machine-language routines. We were impressed by the smooth animated transitions of a "car" while operating a slot-car-racing game on screen. It puts comparable micros to shame.

The BASIC contains some 147 statements, functions, and variables. Among the novel instructions are CIRCLE, where

the user can define the parameters of the circle which can then be colored by a PAINT instruction. The circle can be opened up and generally manipulated. Since both alphanumerics and graphics can exist simultaneously, circle segments can be labelled. This is great for business applications when you want to see how the "pie" is divided. Several other graphic commands allow the creation of a limitless number of designs. The computer can also create music up to 32 tones in one voice (with graphics if desired). The SOUND command allows determining the tone frequency and duration. There are also commands for the joystick (STICK), and light pen (PEN). A light-pen adapter is available for the latter mode.

We ran the IBM demo programs, which are very impressive, but didn't have the time to write any lengthy programs of our own. Simple benchmark tests showed this machine to run as fast as (or faster than) the speediest micro hardware/software combinations we have tested to date.

We did write several short programs that used color, and they were great.

The ten "function keys" on the left side of the keyboard may initially add some confusion for the operator, as might some keys with international symbols. However, one adapts very quickly

to this, especially since codes at the bottom of the screen enable one to really reduce typing.

We found the green-phosphor screen easy on the eyes, fortified by highlighting functions such as underlining, blinking reverse images, and high intensity.

The only negative comment we can make about this system is the fact that, at the present, the user is locked into software that works with the IBM DOS. We were told that CP/M-86 is just down the pike and may be available by the time this review is in print. [Editor's Note: As we went to press, more information became available. See "Computer Sources" in this issue.] With this CP/M, the five expansion slots, and the services of some outside software authors, this new computer will be a force to be reckoned with. Furthermore, there is no doubt that a "cottage industry" will spring up about the IBM bus just as occurred with some other small computers. Also, it would be nice to have an 8" disk option, as 330K dual-disk capacity doesn't seem to be quite enough if one expands memory to its full 256K.

We found the IBM Personal Computer to be an excellent example of what small computers are about. This is a lot of machine for the money.

—Les Solomon

CIRCLE NO. 102 ON FREE INFORMATION CARD

OLYMPIC SALES COMPANY

SINCE 1947

216 S. Oxford Ave.
Los Angeles, CA 90004
(213) 739-1130

PHONE ORDERS:
TOLL FREE
out of Cal 800-421-8045
in Calif. 800-252-2153
Telex: 67 34 77
Cable: "OLYRAV" LSA

HEWLETT PACKARD

	Retail	Your Cost
HP-85 Microcomputer	3250.00	2595.00
HP-83 Microcomputer	2250.00	1795.00
16K Exp. mem. module	295.00	258.95
Graphics plotter 7225	2450.00	2089.95
Personality mod. for 7225	750.00	679.95
2631B Impact printer, hvy duty	3950.00	3295.00
Dpt. 020 for 2631B	150.00	129.95
8 disk drives to choose from		
829025	1300.00	1149.95
9895A 8" dual drive	6850.00	5595.00
Graphics tablet 9111A	2050.00	1699.95
HP-41CV 2.2K bytes of memory	325.00	259.95
HP-41C Calculator	250.00	188.95
Card reader for 41C/41C	215.00	168.95
Printer for 41C/41C	385.00	284.95
Optical wand for 41C/41C	125.00	97.95
Quad Ram = 4 mem. mods.	95.00	84.95
Memory mod. for 41C		26.95
HP-97 Programmable printer	750.00	579.95
HP-67 Programmable calculator	375.00	297.95
HP-34C Programmable scientific	150.00	117.95
HP-38C Programmable business R/E	150.00	119.95
HP-32E Advanced scientific	55.00	48.95
HP-37E Business management	75.00	58.95

apple computer

APPLE COMPUTERS - II & III
We are an authorized Apple servicing dealer
18K-32K-48K-64K-128K Graphics tablet
Drive with controller DDS 3.3 and others
80 column cards VisiCalc and more and more
We have the best prices on Apple computers in America - "CALL US!"

SEIKO (USA) WATCHES

(Limited Current models & MORE! Offer!)
These models guaranteed by Seiko anywhere Your within USA

	Retail	Cost
FJ113 Divers watch, 300 ft. S/S	195.00	79.95
YH006 Ladies quartz LCD, gldtne	295.00	79.95
YH002 Ladies quartz LCD, gldtne	250.00	74.95
YH016 Ladies quartz LCD, gldtne	225.00	69.95
YH003 Ladies quartz LCD, slvrtne	215.00	69.95

And many more compare our prices with the nearest Seiko dealer.

casio WATCHES

We will beat Your any price Cost

	Retail	Cost
CA 90 Calc/stopwch w/alarm & more! on Casio watches!	44.95	
CA 901 Calc/stopwch w/alarm, all metal	59.95	
W 100 Divers stopwch 300 ft wtr res & more	34.95	
W 150C Divers stopwch 300 ft wtr res S/S case	48.95	
W 150 Divers stopwch 300 ft wtr res all meta	53.95	

Texas Instruments

	Retail	Your Cost
TI-99/4A Home Computer - NEW KEYBOARD!	\$950.00	\$ 369.95

We carry a large inventory of software, & accessories

	Retail	Your Cost
TI-59 Programmable calculator	295.00	179.95
TI-58C Programmable calculator	130.00	89.95
PC 100C Printer/plotter for 59/58	225.00	149.95

NEW! Calculator Watch w/Alarm TI 810-11
Many features & 1 yr guarantee from TI

TI 584-11 Alarm Chron. Dual Time Zone	29.95	19.95
---------------------------------------	-------	-------

ATARI Computer

	Retail	Your Cost
400 SPECIAL PRICE! 16K	595.00	339.95
No language inc., opt'l basic,		54.95
800 16K Computer	1080.00	759.95

ATARI VIDEO TAPES

	Your Cost
TV GAME	
Minimum 3 tapes/Mixed O.K.	
SONY L500, 2 hr	\$11.89
L750, 3 hr	14.69
RCA VK250, 6 hr	13.95

All goods subject to availability; this ad supercedes all previous ads; we are not responsible for typographical errors; we will meet or beat any advertised price if our competition has the goods on hand. Minimum shipg & handling \$4.95. All orders subject to verification and acceptance.

SOFTWARE

It makes your

MICRO

Software is the key to using your computer's power. Our CP/M® Compatible Software Catalog is your single source for locating your micro-computer software solutions. We're Digital Research, and our CP/M operating system is used by over 200,000 microcomputer owners. Our catalog lists over 100 domestic and foreign companies with software for commerce, industry, government, the professions and specialty applications. Send this coupon and \$5 to: Digital Research, P.O. Box 579U, Pacific Grove, CA 93950. (Calif. residents add 30¢ sales tax.)

Name: _____

Title: _____

Company: _____

Address: _____

City/State/Zip: _____

Check Enclosed

Card Number _____ Exp. Date _____

CP/M is a registered trademark of Digital Research.
© Copyright 1981 Digital Research

CIRCLE NO. 36 ON FREE INFORMATION CARD

CIRCLE NO. 54 ON FREE INFORMATION CARD

33

www.americanradiohistory.com

If you have put off learning more electronics for any of these reasons, act now!

- I don't have the time.
- High school was hard for me and electronics sounds like it may be hard to learn.
- I can't afford any more education.
- I have a family now.
- I'm here. You're there. I've never learned that way before. I'm not sure it will work for me.

Read the opposite page and see how you can get started today!

Be honest with yourself. Are the reasons really excuses? You already know enough about electronics to be interested in reading this magazine. So why not learn more? If you need encouragement, read on and see how excuses can be turned into results.

You don't have the time. Be realistic. All you have in life is a period of time. Use it. Try to know more tomorrow than you do today. That's the proven way to success. CIE studies require just about 12 hours of your time a week, two hours a day. You probably do have the time.

Electronics sounds like it may be hard to learn. You already know something about electronics or you wouldn't be reading this. Now, build on that. CIE Auto-Programmed® Lessons help you learn. Topics are presented in simple, logical sequence. All text is clear and concise for quick, easy understanding. You learn step by step, at your own pace. No classes to attend. Nobody pressures you. You can learn.

You can't afford any more education. Actually, you can't afford NOT to gain the skills that can put you ahead of the others. You know what inflation is doing to you now. Education—learning a skill—is an inflation-fighter that can be yours. If you are not able to pay full tuition now, CIE will lend you funds on a monthly payment plan.

You have a family now. All the more reason why you have the responsibility to advance yourself. For the sake of your family. Do you want them to have what you had or have more than you had? The choice is yours. Electronics is a rewarding career choice. CIE can help you to get started on that career.

You're there. We're here. How does CIE help you learn? First, we want you to succeed. You may study at home, but you are not alone. When you have a question about a lesson, a postage stamp gets you your answer fast. You may find this even better than having a classroom teacher. CIE understands people need to learn at their own pace. When CIE receives your completed lesson before noon any day of the week, it will be graded and mailed back the same day with appropriate instructional help. Your satisfaction with your progress comes by return mail. That's how CIE helps you learn.

NOW, IF YOU AGREE CIE TRAINING CAN WORK FOR YOU, HOW ELSE CAN CIE HELP YOU?

Cleveland Institute of Electronics is the largest independent home study school in the world that specializes exclusively in electronics. Although "big" does not always mean "best," it is evidence that CIE is a strong, successful institution with the people and resources to help you succeed.



Step-by-step learning includes "hands-on" training.

The kind of professional you want to be needs more than theory. That's why some of our courses include the Personal Training Laboratory, which helps you put lesson theory into actual practice. Other courses train you to use tools of the trade such as a 5MHz triggered-sweep, solid-state oscilloscope you build yourself—and use to practice troubleshooting. Or a Digital Learning Laboratory to let you apply the digital theory that's essential today for anyone who wants to keep pace with electronics in the eighties.



Your FCC License can impress employers.

For some electronics jobs, you must have your FCC License. For others, employers usually consider it a mark in your favor. Either way, your License is government-certified proof of your knowledge and skills. More than half of CIE's courses prepare you to pass this exam. Surveys show that some 80% of CIE graduates who take the exam are successful.

Find out more! Today. Now.

There's a card with this ad. Fill it in and return. If some other ambitious person has already removed it, use the coupon.

You'll get a copy of CIE's free school catalog, along with a complete package of personal home study information.

For your convenience, we'll try to arrange for a CIE representative to contact you to answer any questions you may have.

If you are serious about a rewarding career, about learning electronics or building on your present skills, your best bet is to go with the electronics specialists—CIE. Mail the card or coupon today or write CIE (please mention the name and date of this magazine), 1776 East 17th Street, Cleveland, Ohio 44114.

This could be the best decision you've made all year.

Associate Degree

Now, CIE offers an Associate in Applied Science Degree in Electronics Engineering Technology. In fact, all or most of every CIE Career Course is directly creditable towards the Associate Degree.

"If you're going to learn electronics, you might as well learn it right!"

*John Cunningham
Senior Technical Director*



PE-52

CIE Cleveland Institute of Electronics, Inc.

1776 East 17th Street, Cleveland, Ohio 44114

YES... I want to learn from the specialists in electronics—CIE. Send me my FREE CIE school catalog...including details about the Associate Degree program...plus my FREE package of home study information.

Print Name _____

Address _____ Apt. _____

City _____

State _____ Zip _____

Age _____ Phone (area code) _____

Check box for G.I. Bill bulletin on Educational Benefits: Veteran Active Duty

MAIL TODAY!

37

Your prayers have been answered.

If you own or use a micro-computer, then chances are that from time to time, you've wished that someone could simplify programming.

Because as useful as micro-computers are, they can only ever be as good as the programs they run.

Well then, how does this sound?

No more program-coding. No more debugging. And no more time wasting.

Arguably more comprehensive and advanced than anything else of its kind, The Last One is a computer program that writes computer programs. Programs that work first time, every time.

By asking you questions in plain English about what you want your program to do, The Last One uses your answers to generate a ready-to-use program in BASIC.

What's more, with The Last One, you can change or modify your program as often as you wish. Without effort, fuss or any additional cost. So as your requirements change, your programs can too.

And if, because of the difficulties and costs of buying, writing and customising software, you've put off purchasing a computer system up to now, you need delay no longer.

Available now.

The Last One costs \$600 plus local taxes where applicable and is now available from better computer stores.


For further information, write to D.J. 'AI' Systems Ltd.,
Two Century Plaza, Suite 480,
2049 Century Park East,
Los Angeles, CA 90067.
Tel: (213) 203 0851.

THE LAST ONE[®]

THE ELECTRONIC WORLD

COMPUTER
LANGUAGE
CONFUSION...
SORTING
IT
OUT

BASIC
APL
Forth
COBOL
Pascal
FLEX
Ada
PL/1
C
ALGOL
LISP
PILOT
LOGO
FORTRAN



BY STANLEY S. VEIT



Turn your Apple into the world's most versatile personal computer.

The SoftCard™ Solution. SoftCard turns your Apple into two computers. A Z-80 and a 6502. By adding a Z-80 microprocessor and CP/M to your Apple, SoftCard turns your Apple into a CP/M based machine. That means you can access the single largest body of microcomputer software in existence. Two computers in one. And, the advantages of both.

Plug and go. The SoftCard system starts with a Z-80 based circuit card. Just plug it into any slot (except 0) of your Apple. No modifications required. SoftCard supports most of your Apple peripherals, and, in 6502-mode, your Apple is still your Apple.

CP/M for your Apple. You get CP/M on disk with the SoftCard package. It's a powerful and simple-to-use operating system. It supports more software than any other microcomputer operating system. And that's the key to the versatility of the SoftCard/Apple.

BASIC included. A powerful tool, BASIC-80 is included in the SoftCard package. Running under CP/M, ANSI Standard BASIC-80 is the most powerful microcomputer BASIC available. It includes extensive disk I/O statements, error trapping, integer variables, 16-digit precision, extensive EDIT commands and string functions, high and low-res Apple graphics, PRINT USING, CHAIN and COMMON, plus many additional commands. And, it's a BASIC you can compile with Microsoft's BASIC Compiler.

More languages. With SoftCard and CP/M, you can add Microsoft's ANSI Standard COBOL, and FORTRAN, or

Basic Compiler and Assembly Language Development System. All, more powerful tools for your Apple.

Seeing is believing. See the SoftCard in operation at your Microsoft or Apple dealer. We think you'll agree that the SoftCard turns your Apple into the world's most versatile personal computer.

Complete information? It's at your dealer's now. Or, we'll send it to you and include a dealer list. Write us. Call us. Or, circle the reader service card number below.

SoftCard is a trademark of Microsoft. Apple II and Apple II Plus are registered trademarks of Apple Computer. Z-80 is a registered trademark of Zilog, Inc. CP/M is a registered trademark of Digital Research, Inc.

MICROSOFT

CONSUMER PRODUCTS

Microsoft Consumer Products, 400 108th Ave. N.E.,
Bellevue, WA 98004. (206) 454-1315

CIRCLE 37 ON READER SERVICE CARD

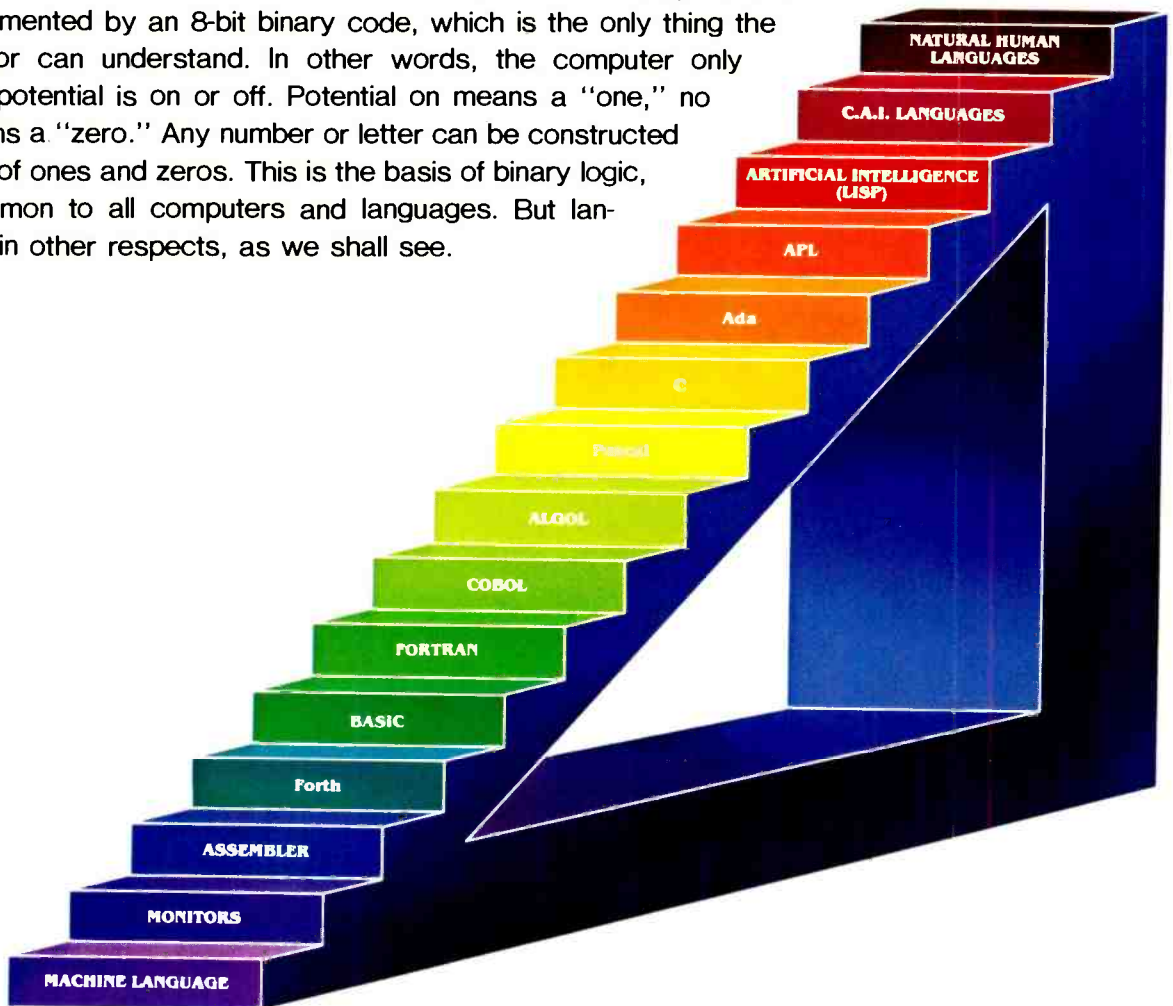
THE ELECTRONIC WORLD

IT WOULD BE nice if people and computers shared a common language. However, since human languages are so complex, it has been necessary to invent computer languages. Most people who buy personal or small-business computers have little choice of computer languages. Someone has already made the decision for them so that, when they turn on the machine, an announcement such as "RADIO SHACK LEVEL II" or "APPLESOFT" is seen on the monitor.

In this article, we will discuss computer languages as thoroughly as possible to provide an understanding of what is available and to enable the computer user to choose the language most appropriate for his needs. The diagram below shows the various levels of computer languages from machine language at the bottom to some types at the top that actually resemble human language. We will examine each step and weigh its cost in computer resources and flexibility.

At the heart of your small computer is the microprocessor chip. It *is* the computer. Everything else, except the memory, supports the chip. It may be an 8080, Z80, 8085, 6502, 6800, etc. What these chips have in common is more important than their differences. They are all 8-bit chips with an 8-bit bi-directional data bus and 16-bit address bus. They all use instructions of one, two, or three bytes that perform similar operations. All of the microprocessors consist of an arithmetical logic unit, control circuits, and various registers. The 8-bit bus means that the word size is 8 bits (one byte) and the data bus is used to send 8 bits of data to or from external memory or input/output devices. The 16-bit address bus means that the microprocessor can directly address 65,536 (2^{16}) unique memory locations.

All of the computer instructions are unique to a particular microprocessor and are implemented by an 8-bit binary code, which is the only thing the microprocessor can understand. In other words, the computer only knows if the potential is on or off. Potential on means a "one," no potential means a "zero." Any number or letter can be constructed from a series of ones and zeros. This is the basis of binary logic, and it is common to all computers and languages. But languages differ in other respects, as we shall see.





Direct Programming in Machine Language

THE METHOD of directly programming the microcomputer in binary form (or its equivalent) is called machine language. Everything else must be translated into machine language before it can be used by the microprocessor.

Programming in machine language consists of supplying the microprocessor with machine instructions, memory locations, and data in certain forms and sequences. The microprocessor cannot distinguish between instructions and data except through the form of the program. The instructions are unique to each microprocessor and are built into the chip, with the "power" of the microprocessor defined by the number and complexity of the instructions it can perform.

Early minicomputers and microcomputers used a set of front-panel switches to represent the binary digits. If a switch was set in one direction it was a "one." In the other direction, it was a "zero." When the row of switches was set to represent the desired binary number

for the starting memory location, another switch was operated to cause the computer to go to the specified memory location.

The data switches were then set to represent the first instruction. To enter the instruction into the computer, a switch marked ENTER had to be operated. After each ENTER, the system automatically stepped to the next memory location. The data switches were set to the next binary number and so forth, until the program was entered one binary number at a time. There was usually a set of LEDs associated with the switches to indicate that the program had been entered correctly. When the correct binary number was stored in each successive memory location, another switch was pressed and the computer ran the program. It was a good thing there was not much memory available at the time since the process of manual entry forced the programmer to keep the programs very short. Even today, however, simple single-board computers can be programmed this way.



The Monitor Operating Program

MODERN computers permit direct access to the microprocessor through an operating program called a Monitor. The program is usually stored in Read Only Memory (ROM) and starts to run as soon as the computer power is turned on. Since it is more difficult to work with strings of binary numbers, it has become common practice to shorten the machine codes by using octal notation (base 8) or hexadecimal notation (base 16). Figure 1 shows a short program in binary, octal, and hexadecimal notations.

The Monitor program, written in machine language and burned into the ROM has commands that allow the user to do many things. In minimal computers using cassette-tape data storage, the monitor may act as the

operating system. Some of the programming functions in the Monitor permit a user to examine the contents of any memory location, step through the memory showing the contents of one location at a time, and load the memory location with instructions or data in the form of two hex digits (or three octal digits). Each of the hex digits represents four bits (one nybble) of the eight-bit code (one byte) contained in the memory location. The user can also go to any memory location, display its contents, and change it if desired. The Monitor program can also move blocks of code from one memory location to another. Moreover, it can usually operate the cassette machine to store programs.

It is thus possible to enter a machine-language program from the keyboard. To do this, starting at the memory location desired as the program origin, a user enters the hex equivalent of the binary instructions and data comprising the program. As each two hex numbers are entered, the Monitor steps to the next memory location in sequence. If there are any "jump" instructions, the programmer must figure them out and tell the Monitor what memory location to go to and return. After entering the program and checking it, by going to the starting location and again stepping through the program while observing the indicator lights or CRT screen, it can be run by returning to the starting memory location and giving the GO command. If the program runs correctly, it may be saved on a cassette tape so that the next time it may be loaded from tape instead of from the keyboard. This procedure is an improvement over the front panel switches, but not a big one.



Fig. 1. A short program in three numbering systems: binary, octal and hexadecimal.

Some computers do not come with Monitor programs so it may be necessary to purchase them either as a tape or in the form of a plug-in ROM.

In cases where only BASIC is provided (the TRS-80 MOD 1, for example), you might want to enter a machine-language program to do something that you can't do in BASIC. The PEEK statement is provided to examine the contents of any memory location and the POKE statement is provided to change its contents, should you wish to. To enter the machine language program you have to POKE each memory location with the correct instruction, or data byte. When the program is loaded, it can be run by using the RUN statement in BASIC; or your version of BASIC may permit a CALL to a machine language program which may be in a separate library of machine language routines.

It should be noted that in Microsoft BASIC (including Radio Shack and Applesoft), the contents of memory for PEEK and POKE statements are expressed in decimal rather than in hex or octal. It is therefore necessary to convert the code in the machine-language program into decimal format before using PEEK and POKE. It is also necessary to be familiar with the memory map of the computer you are using so that POKES are not made into reserved memory areas.



Assembly Language and Assemblers

THE DEVELOPMENT of a machine-language program requires the programmer to write the source listing so that he can figure out the memory locations, how many of them are required for each instruction, and how many memory locations are required for the data. To do

this using binary numbers makes the program almost impossible to read, so symbols were invented to stand for the instructions. These symbols are called mnemonics (memory aids), and each microprocessor has a unique set of them. Usually several manufacturers will

Fig. 2. Program source for Fig. 1 written on an editor.



Fig. 3. Same program as in Fig. 1 in assembly language.



make the same chip, but all of them use the mnemonics of the originator. These instruction sets are published by the semiconductor manufacturers and are made available to users.

Four identical programs are shown in Figs. 2 through 5. They represent the program source as written on an editor, as well as the assembled, BASIC, and Pascal versions.

The process of using mnemonics and a particular syntax to write a program is called Assembly Language. The form of an Assembly Language line for one instruction is shown below

```

LABEL OPERAND ARGUMENTS , COMMENTS
SEARCH:
    LXI      B,0          ,INITIALIZE
                        COUNT TO
                        ZERO
    
```

In the example, taken from Fig. 1, the Operand is from the Intel 8080 instruction set, where LXI means Load Immediate. The arguments B,0 indicate that the register pair BC are to be loaded with zero. Sometimes, when the value of an argument is not known, a symbolic expression is used to represent it. The label field is optional and represents the location of the memory address of the instruction (which may be unknown), and which will change from application to application. In addition, each Assembler will have a set of pseudo-ops which do not produce machine code. The pseudo-op replaces the instruction mnemonic in the operand field. For example, the pseudo-op ORG (origin) tells the assembler that the program starts at a given location, e.g., ORG 100H (where H stands for hexadecimal).

The pseudo-op END ends the program, while EQU equates the symbolic name in the program to the argument given (i.e., EQU KBD 1 equates the name KBD to the value 1). At assembly time, the name KBD is placed in a Symbol Table and the value 1 is associated with it.

The program that translates the assembly language source code into the machine language object code is called the Assembler. Sometimes a simple Assembler is provided as part of a Monitor program, but most often the Assembler is a stand-alone program sold for your computer, or provided with the Operating System. CP/M and UCSD Pascal Operating Systems include Assemblers, and they also take care of the input/output connection and disk storage management required by the assembled programs.

A typical Assembler is a two-pass program. The first pass figures the length of the instruction and updates the

location pointer in the microprocessor. It will also construct a Symbol Table, putting each symbolic name in alphabetic order. By the end of the first pass, all the symbols should have been given a value; if not, it is called an unresolved reference, and an error message will be printed.

On the second pass, the Assembler again reads the source statements and translates them into object code in machine language, filling in the memory reference addresses with values from the operand field of the source, or with symbolic values from the Symbol Table. If there is an error, an error message is printed. If not, the object code version is printed (See Fig. 3) and the result is saved on the disk.

The object code presents the machine code in a form that can be read by a Loader program and run on the computer.

Some Assembler programs have the capability of creating and using a collection of routines called macros, and are therefore called Macro Assemblers. These are defined as one or more valid statements that may be called up by using a single symbol within the assembly-language program.

The macro has to have been previously defined by the user, within the body of the program. The macro call is the statement that names the macro as the statement operator and gives it the necessary arguments. Such a call within a program causes a macro to be included at the point of the call. It will cause one or more machine instructions to be assembled and the binary code to be generated.

Not every Assembler program is a Macro Assembler and they are not usually included within an operating system. For example, in CP/M the Assembler is not a Macro Assembler (MAC is the Macro Assembler sold by Digital Research, the authors of CP/M).

If you want to use one, you have to buy it as an option. However, once a programmer becomes an accomplished assembly-language user, the extra expense of a Macro Assembler is worthwhile.

A Macro Assembler allows the use of a subroutine (macro) many times in a Linker program by simply calling it by an assigned name. However, most programmers have collections of subroutines that they would like to use over again within many programs.

This program permits the user to have a library of macros stored on a disk. The Linker ties them into a program at assembly time. Of course, the Linker you use must be compatible with the Assembler program in your machine.

One thing that keeps programmers from using assem-

Fig. 4. The sample program is written here in BASIC.



Fig. 5. Same program as before is shorter in Pascal.



bly language to a greater extent is that finding and correcting errors—debugging—is like trying to map a can of worms. Don't worry. There are Debugging programs that make life easy. Using these, you can trace the execution of a program, and see the instructions executed. A program can be traced one step, or more, at a time, and can be modified to correct errors. Breakpoints

can be set to stop on an error, and the contents of registers and memory can be displayed. The CP/M debugger is called DDT (Dynamic Debugging Technique), and it's a good one, but it is not the only one in use. There are others with equal capacity and features. Some are sold separately and others are part of operating-system packages. Check the package before buying.



Disk-Operating Systems (DOS)

DISK-OPERATING systems are a topic that must be included in any discussion of computer languages because they are really the control language that makes everything else work.

Before the use of floppy disks for microcomputers, the Monitor program could handle the simple I/O and language support, but with the use of disks everything changed.

The operating system controls the allocation of the system resources. It operates the disk system, keeping track of the storage and retrieval of programs and data. It also creates, opens and closes files. The DOS contains all of the system utilities used to format diskettes, to copy files and entire disks, and to make a back-up copy of the disk system. In addition it provides the input/output connection for all of the languages running on the computer.

A DOS is indeed a complete language, full of commands that must be used in correct syntax to direct the operation of the system. Many of the commands require a complete set of extensions and modifiers. Since the DOS is not one program, but a software system, learning it requires study and experience before a user or programmer can become skilled in its use. CP/M, for example, comes with six manuals to explain its operation. The same can be said of UNIX and almost any complete disk-operating system.

When you buy a computer with floppy disks, it must include a disk-operating system. To get the most out of the operating system you must make a commitment to it that will cost a lot of money, and take a lot of time. The choice of an operating system, more than anything else, may determine the success or failure of your computing program.

The language and the application programs that you choose all depend upon the operating system that runs on the computer. Since the disk-operating system also controls the input/output methods, it indirectly determines the type of peripherals you can use.

Often we read about some great new language we would like to use, or an application program that is just what we need. Upon reading a little more, we find that it runs on a different operating system, uses a different disk format, or needs more memory than the system allows. Sorry, but you are just not going to run that soft-

ware. With some computers, it is possible to change your operating system. Of course, you may lose your investment in languages and application software, but it could still be worth it. If you have an 8080, Z80, 8085, or 8088 system running in an S-100 bus, you have several choices. You can use CP/M, or one of its offspring such as CDOS, SDOS, IMDOS, OS, MPP/M, and TP/M. The same chip family can also use OASIS, MV FAMOS, UCSD-P System, CIS COBOL, and many others.

The TRS-80 Mod I, II, and III have TRSDOS in several versions, to say nothing of NEWDOS, VDOS and LDOS. And they can also use CP/M. Zenith/Heath has its own system called HDOS, and you can also choose CP/M or UCSD P-system. If you use a 6800 or 6809 on the SS-50 bus there is FLEX, UNIFLEX, OS-9, UCSD P-system, and a few others. The 6502-based APPLE II offers a choice of APPLE DOS and the UCSD P-system, but you can also plug in a Z80 and run CP/M. APPLE III uses a new system called SOS. The OSI computers have several versions of OS-65 and the UCSD P-system. Challenger III models, which have several microprocessors, can also run CP/M on the Z80. Commodore PET/CBM machines can use only the version of PET DOS they were made to use, and nothing else.

If you begin to get the idea that CP/M is almost a de facto standard for microcomputers, you are correct. That is why IBM and Xerox made sure their new micros could use it. CP/M offers the widest choice of languages and application software; and it will remain that way for some time because software authors write for the market where there are the most customers. The UCSD Pascal system (now called the UCSD P-system) is available as an alternate operating system on most computer systems—underscoring Pascal's rising popularity.

With the advent of 16-bit chips and multi-user systems, new DOS's are being introduced. We do not know what will be the "CP/M" of the future, but there are already indications that today's CP/M software will be able to run under the new improvements.

The UNIX operating system from Bell Labs has many advantages—among them, excellent language and application support. (Cromemco's CROMIX is based on it.) It is predicted that UNIX will become the major operating system for minicomputers and microcomputers. However it runs only on 16-bit machines with memory in excess of 64K, and is intended primarily for multi-user systems. There are some "UNIX lookalikes" that may run on 8-bit machines, but they have not become widely used. In the future, UNIX-based systems may replace CP/M, although MP/M II and CPM-86 are also contenders for future dominance, and they would not make all the present software obsolete.



BASIC (Beginners All-Purpose Symbolic Instruction Code)

BASIC is the most popular of all computer languages. It is also the most versatile. Not really one language, BASIC is a tribe of languages having a common root. They range from Tiny BASIC, which fits into a single-chip computer, to a multi-dimensional disk BASIC for a large main-frame computer.

BASIC was invented in 1963 at Dartmouth College by Professors Kemeny and Kurtz to enable noncomputer science students to use the school computer, which was one of the first interactive time-sharing systems.

BASIC was based on an earlier language, FORTRAN (discussed next), and it can do many of the same things. It has been so effective that it was extended by Digital Equipment Corp. (among others) and soon became a standard language for minicomputers.

The first microcomputers had only enough memory for small machine-language programs. With the introduction of the Altair microcomputer and the S-100 bus by MITS, more memory was added and Altair BASIC from Microsoft became the micro standard. Today, most of the microcomputers on the market use some form of Microsoft BASIC. It has been configured for 8080, Z80, 6502, and 6800, as well as for some of the 16-bit chips of tomorrow. Versions exist in ROM, and there are some on cassettes, floppy disks, and hard disks. Other notable versions are DEC BASIC-Plus, Commercial BASIC (Basic Four), E-BASIC and CBASIC-2 (both intermediate code types). There are also North Star BASIC, Benton Harbor BASIC, Alpha BASIC, TSC BASIC, TI BASIC, and many more.

There are both interpretive and compiled versions of BASIC and some that use a combination of both methods. An interpretive language translates the program source from the high-level language syntax into machine-readable code, on a line-by-line basis. When the RUN command is given, the interpreter translates the first line into machine code and the computer executes it. Then the second line is translated and executed, then the rest of the program, one line at a time. If an error is found, the process stops and an error message is printed. If the BREAK key (or "control C" is pressed) the program stops and the line number where the halt occurred is reported.

The interpretive process must be repeated each time the program is run. However, if changes or corrections are needed, only a few words or lines need be modified. The interpreter is quite large and it must always be present in the memory.

A compiled language has several parts associated with the writing and running of a program. First, there is the original document consisting of statements written in

the language format. This is called the "source" and it is composed using an editor program. After it is checked and stored on a disk, the source is compiled (or translated) into a machine-code version called the "object" code. The object code is also stored on the disk. When the program is to be run, the object code is loaded from the disk into the computer memory. Then the RUN command is given. This is much faster than the interpreted method because only the object code has to be loaded into the computer. However, if any change is needed, it is made on the source code and the program must be recompiled. The old object code is destroyed.

There is a third method of translation called intermediate that is a combination of compiler and interpreter. Both E-BASIC and CBASIC2 (among the most popular BASIC dialects) use this method. In intermediate code languages, the source is written and compiled as if it were a compiled language. However, the compiler produces an intermediate-code version rather than a machine-language version. Both the source and the intermediate code are saved on the disk. When the program is run, another program is also loaded at the same time as the intermediate code. This is called a Run-time Package and it is an interpreter that translates the intermediate code into machine code on a line-by-line basis and executes it. You may ask "why go to all that trouble?" The answer is that it makes it very easy to transport the language from one computer to another.

When we examine the reasons for the universal popularity of BASIC we find that it is mainly because BASIC is so friendly. Other computer languages are complicated. They use unfamiliar words, symbols and syntax, but BASIC speaks English. It is a very simple English, using only a few hundred words instead of the thousands of words in human language, but you can understand it from the start.

BASIC does have some defects caused by its inherent lack of structure. It is often said that, in BASIC, programmers have too much freedom to jump around. If a complex BASIC program is not well documented with comments, after a while it is even hard for the author to understand what has been done. To overcome this, Structured BASIC was developed. However, purists claim that the best cure for the defects of BASIC is not to use it.

As in FORTRAN, the common mathematical rules are generally followed, except that multiplication uses "*" as a sign instead of "x." Trigonometry, arrays, matrices and other advanced operations can be done in many versions. With the extensions added over the years, BASIC has become an almost universal language.

The letters of the alphabet are used in equations. If you run out of A through Z, some versions let you use two letters, or a letter and a number.

Although BASIC is simple, it must be "spoken" with precision. It will not tolerate sloppiness. There are a few ground rules that must be followed.

A BASIC program (Fig. 4) consists of statements on numbered lines which are executed one at a time. The program can be made to jump around successive statements, or to other sections of the program, and then return to execute the next line in the program. Control of the program operation is executed via a few easily learned commands, such as PRINT, RUN, GOTO, GOSUB, RETURN, READ, and INPUT. A beginner who has never operated a computer can be writing programs after one or two hours of instruction.

One of the most useful features is BASIC's ability to access machine-language routines through call instruc-

tions and PEEK and POKE commands. Some versions have the ability to chain BASIC programs together into a complete software system.

The original operating mode of BASIC was as an interactive interpreter. In the interactive mode of operation, the user types a line and then presses the RETURN key or its equivalent. This returns control to the computer which acts upon what the user has typed. The BASIC then returns control to the user, who types the next line.

Many of the more complex versions of BASIC have been written as compilers. Previously, many commercial publishers of business software were afraid to publish application programs in interpretive BASIC because the source had to be supplied to run the program. The introduction of compiled BASIC and intermediate versions removed this condition and has been an important factor in the growth of microcomputer software development for the entire field.



FORTRAN (FORmula TRANslator)

THIS was one of the first high-level languages to achieve standardization and wide acceptance. It was mainly designed for scientific and mathematical use with large computers, and is always a compiled language. Many business calculations are performed in the FORTRAN language.

FORTRAN is a statement-oriented language, using alphanumeric, mathematical symbols, and logical ex-

pressions. Only lines with labels that are referenced elsewhere in the program are numbered in ascending order. FORTRAN executes statements in order and is much more rigid in format than BASIC. The sequence of the program statements is: 1. Specification, 2. Statement Function Definition, 3. Executable Statements. In addition, it is possible to call machine-language subroutines, or FORTRAN subroutines from a previously compiled library.

Early microcomputers did not have the memory capacity to run FORTRAN programs and, therefore, made do with BASIC. With the development of larger memories and the ability to run compiled languages, it became possible to run FORTRAN on smaller computers. There are now many FORTRAN compilers used with microcomputers. But because of the wide availability of compiled BASIC and its ability to do anything that FORTRAN can do, weaknesses aside, the latter has not replaced BASIC in popularity.



COBOL (COmmon Business Oriented Language)

DESIGNED to be used in a business environment, within a short time after COBOL's introduction it seemed that every computer installation had evolved its own version. To straighten out the confusion and under the lead-

ership of the U.S. Navy, a new standard language of business was created, known as ANS (American National Standard) COBOL. Today, many versions of COBOL have extensions beyond the standard, but this is clearly indicated in the instruction manuals.

COBOL is a statement-oriented, compiled language, very rigid in format, designed to match the flow of data in normal business transactions. This data is collected, punched into cards, and processed under COBOL programs in a batch mode on mainframe computers.

Interactive COBOL was only recently developed, matching the development of key-to-disk data input (replacing punch cards). This type of COBOL can run on minicomputers.

COBOL has only been available on micros for a short time and it has been used for many business applications from large computer sources. Little original programming has yet been done with microcomputer COBOL, so it is early to say if it will prove to be as popular on micros as it is on larger machines. Where software packages written in COBOL have been sold, often only the object code has been supplied, while the language has been transparent to the user.

COBOL programs are separated into divisions. The first is the Identification Division which always includes the author's name, and the date when the program was compiled. In addition, this division lists the Installation,

Date Written, Security level and Remarks, if desired.

The second is the Environmental Division which specifies the hardware needed by the program, and how it relates to the files. The Configuration Section and Special Names are also part of this division. The Input/Output Section is needed if files are used. For each file there is a SELECT entry and an ASSIGN clause.

The Data Division includes the File Section and the Working Storage section. Finally, the Procedure Division completes the program. All of this must be done within rigid specifications. This creates a self-documenting program that only requires an additional explanation of why certain procedures were selected for a problem.

The trouble with using COBOL for interactive microcomputer programs is that all these requirements were originally developed for a punch-card operation in a batch mode, where the programming and operating functions are separated. In an interactive operating mode, these requirements take up space and use a lot of the computer memory. This is one of the reasons there has been no rush to adopt the COBOL now available for microcomputers.



APL (A Programming Language)

APL was created at IBM by Kenneth Iverson. It remained an internal language until it was released in the 1960s as an interactive, time-sharing language running on large mainframe computers. APL was originally a scientific language noted for its ability to create and manipulate multidimensional matrices.

A number of the IBM people who had been involved in the development of APL left the company and started time-sharing services devoted to the language. These services extended APL, added file structures, and made it into a business-oriented language. APL is especially valued by insurance companies and airlines for their complex routing and scheduling problems.

APL has been implemented on mainframes and large minis, but only on two microcomputers. Recently, however, two versions were released to run under CP/M. There are several problems with APL as a popular language. First, it has a character set which is different from any other. Some of the characters require two key-strokes with a backspace in the middle and this is not compatible with most terminals. It does not use the ASCII code (the industry standard) but instead uses Z-code,

which is completely different. Second, all operations in APL are evaluated from right to left. In our culture we are used to evaluating things from left to right and this can be confusing. Third, APL uses very complex operators that permit programmers to express complicated ideas on a single line. This has led to a very compact code that is hard to read unless it has frequent comments.


APL is always an interpretive language, using a lot of memory space and running slower than compiled languages. It gives each user a large block of memory called the Workspace as soon as he signs-on the system. In addition, it does not save individual programs (called functions), but instead saves the entire Workspace. This also uses up memory space.

APL has been restricted to large computers until recently. Thus, it does not have the wide application of COBOL, FORTRAN, or BASIC. In addition, with the development of Pascal, C, and Ada, which can also use multidimensional arrays, one of the main advantages of APL has been usurped. It should be mentioned that the new IBM small computers no longer support APL and that cassette software in APL for the Model 5100 is also no longer supported.

STRUCTURED LANGUAGES

Structured language is based on a hierarchy of operations starting with the general and proceeding to the specific. There has been a movement in computer science toward languages that fully utilize data structures and require a user to declare all the specifications for a program change. Pascal, PL/1, C, and Ada are languages of

this type; and they are replacing the older languages for both business and scientific computing. Structured languages, especially Pascal, are becoming the major instructional languages in computer science departments. Accordingly, they are expected to encroach on FORTRAN, COBOL, and possibly even BASIC in time as the most

important languages. Pascal is already supported on all major minicomputers, microcomputers, and a great many mainframes. PL/1, which was originally a language for very large computers, has been adapted for smaller machines. And the U.S. Defense Dept. will make Ada mandatory for all its offices and contractors by 1985. 



Pascal- BASIC's Successor?

ABOUT the same time that FORTRAN was being developed in the United States, another language was designed to implement solutions to complex algorithms. It was called ALGOL (Algorithmic Language) and it became popular in Europe. It is an excellent language, but somewhat difficult to learn. In 1971, Niklaus Wirth of Zurich, Switzerland, invented Pascal as a tool for teaching ALGOL and to demonstrate the principals of structured language. In 1975, the standard Pascal was defined in *Pascal User Manual and Report* by Kathleen Jensen and Niklaus Wirth. Pascal is an easy language to learn and it is suitable for defining the data structures needed for problem solutions. The language was named for Blaise Pascal, the French mathematician who invented one of the first mechanical computing devices. So the name is not an acronym and, therefore, all letters are not capitalized.

Pascal compilers were written for mainframe computers and the language gained popularity in the computer community. At the University of California, San Diego, Dr. Kenneth L. Bowles started to implement Pascal on mini and microcomputers. The result has been the UCSD Pascal System. This is not only an implementation of Pascal, but an entire operating system that includes several Editors, a File Handling System, an Assembler, a Compiler, and a Debugger. UCSD Pascal now runs on Apple, North Star, Texas Instrument, Radio Shack TRS-80 Mod II, OSI, DEC, Western Digital Microengine, and many other personal computers. Other versions of Pascal are used on minicomputers, large mainframes, and microcomputers. Almost every manufacturer of computers supports some kind of Pascal in addition to whatever other language he uses.


Like BASIC, Pascal "speaks" English, and uses the conventional mathematical symbols. It can do trigonometry and advanced mathematical operations, and deal with character data and strings. Pascal operates on standard data types such as integer, real, and Boolean, but gives the programmer the freedom to define new data types. The programmer can also define new functions and procedures.

Pascal is a compiled language, but it does not usually compile into machine code. Instead, it compiles into an intermediate pseudo-code called p-code. The p-code is then saved on the disk file system. At run-time, the p-code file is interpreted into the machine code of the computer.

As with all other intermediate-code languages, this method makes the language portable. To move Pascal to a new computer, all you have to do is write a new interpreter from p-code to the machine language, a far simpler task than adapting a complete language. In one computer, the Western Digital Microengine, p-code is the machine language of the microprocessor, allowing it to run without the interpretive step.

There are other versions of Pascal that do compile into machine code, called "native-code compilers." They run very fast, but are not transportable from machine to machine. Pascal-Z, produced by Ithaca Inter-systems Inc. for the Z-80, is of this type.

Pascal is fast becoming the most popular language for application software, a fact that is not always apparent because only the object code and a run-time package are delivered with the application system. (This provides a measure of protection for the software publisher). Figure 5 shows the same problem used in preceding references, done in Pascal.



The C Language

THE language called C is a computer language designed at Bell Laboratories to operate upon the powerful OS called UNIX. It is a structured language with some resemblance to Pascal. However, Pascal uses both functions and procedures, while the C language

achieves modularity only through the use of functions. It builds the entire program structure through the use of functions even to the point of having no Print or Read statements. It does input and output through use of functions. It does have "if-then-else," "while loops," global and local variables and data types, pointers and arrays. Like Pascal, it can replace single statements with compound statements to promote program flow. C is a compiled language in which programs are composed using an Editor and then are compiled into machine code versions to be run on the computer. It has no I/O structure

of its own; instead, it uses the I/O of whatever operating system it is implemented on.

A C program is a set of functions. The ability of the programmer to create his own functions according to his needs make C an unusually flexible language. There are no line numbers in C. The program starts with the name of the function, then a square bracket to start function definition. This consists of compound statements between two square brackets. Statements are nested to any depth required and are treated just like simple statements. There are libraries of standard functions and those functions previously defined by the user. All of these can be called for use in the program. There can be both Global and Local variables and there can be arguments for the functions. There are also Expressions which are used to calculate and store data. C can call

machine-language routines when needed as well as any of the personal or standard function libraries.

While C originated on the UNIX OS, it has been transported to run on other operating systems such as CP/M and Unix-like systems. Many application software packages for micros have now been written in the C language and sold only in object code form. As the UNIX OS and its look-alikes become more popular, the C language will become more widely used. With Pascal, the original idea of a language that was transportable between machines seems to be lost as more and more incompatible versions come into use. With C this has not happened. The entire language was written by one person and there is one book specifying it: *The C Programming Language* by Brian W. Kernighan and Dennis M. Ritchie (Prentice-Hall, 1978).



Ada— The Rising Star

THE COBOL language became a standard business language because it was required by government agencies in the 1960's. Now, the U.S. Department of Defense has decided that a new language is needed to coordinate the application needs of the Army, Navy, and Air Force. The process of development for this language was started in 1975 when suggestions were solicited from the three military services, industry, and academia. At the same time, an intensive study of existing languages was made to determine if any of them met the requirements for a universal language, and if not, to develop specifications for one. It was recommended that either Pascal, ALGOL 68, or PL/1 be used as the starting point for the new design. Pascal was the one put forward, and the new language was developed from it. Called the "Green" language, it was renamed Ada in honor of the first computer programmer, Lady Ada

Augusta Byron, Countess Lovelace, daughter of the poet Lord Byron. Since then, Ada has been undergoing extensive tests and compilers have been written for several mainframe computers.

Dr. Kenneth Bowles, the leader of the project that developed UCSD Pascal, has left the University of California and is working on implementing Ada on some of the advanced microcomputers using Western Digital microprocessors and the Motorola 68000 chip. Other versions will follow. This kind of support, and the fact that Ada will be mandatory for the Defense Dept. and all its contractors by 1985, portends a very important role for the new language.

Ada looks like Pascal. It has a declarative part and a statement part. It is a strongly typed language because all identifiers must be declared and their attributes specified. The two most important control structures are the conditional statements (which select alternative actions) and loop statements (which specify repetition of an action). Ada uses many types of functions and subprograms called Procedures. In addition, Ada also has two kinds of modules called Packages and Tasks.

Packages are used to define logically related collections of resources for use in computation. Tasks are separate jobs that are done at the same time in either a time-sharing environment, or a distributed processing system. The collective term for this is 'Multitasking' and ADA has been designed to set up and run such jobs as part of a program. Similar things can be done by Pascal, C, or PL/1, but Ada is the first language created to manage the complex computing activities that use multiple processors with almost unlimited memory resources.



Forth— An Independent Language

THIS is another language created by one man, Charles H. Moore, and it was first used to control the telescope at Kitts Peak Observatory. It has since developed

a following of programmers who have carried its banner at all computer meetings and shows, more like a cult than a computer language user group.

Forth is not an easy language to learn as it is quite dissimilar from anything we are used to. In addition, it does its calculations in Reverse Polish Notation (RPN). It is sometimes called the unfinished language because the programmer has almost unlimited freedom to create new Words. *Everything* in Forth is a Word (which is

another term for a function). It is not much good as a number cruncher, but it can link to subroutines in other languages for the heavy math. It greatly reduces the cost and work of subroutines. The programmer keeps on defining new words by using old ones, and before you notice, the job is done. You do not have to do much original work to write a new program because when the system comes up, so does all the work you have ever done before, just as if it had always been part of the language! Now you see why programmers take the trouble to learn this strange language.

When you look at a Forth program, it is confusing because everything seems to run together, but after a while it begins to make sense.

In Forth, most operations communicate by using the Stack (that section of memory where you store numbers in last-in-first-out order). While all languages use the stack, its operation is usually incorporated into the language itself. Not so in Forth, where the programmer controls the stack directly.

There are some normal things about Forth. It is a

structured language with no GOTOS or labels for statements. It is an interpretive language that is later compiled into machine-readable code, and therefore needs very little space in the computer memory. A full Forth can fit into a 16K machine and have room for 8K of programs. In addition, it is low cost. The Forth Interest Group has made versions available for almost every microprocessor. Even the commercial versions are cheap and offer a lot of features for the money.

One other characteristic of Forth is that it is a Threaded Language. This means that programs are constructed from a few subroutines which are connected together by a series of subroutine calls to perform a larger task. This entity is then called by a larger routine and connected to others to form a still larger entity. Threadedness is not restricted to Forth, but while other languages can use it, all Forth versions do use it.

When you go to a computer show and you see the cult members who have found the One True Language and wear the funny buttons, don't laugh. Perhaps they have found it and the rest of us are just lazy.



LISP (LIST Processing Language)

THE language of artificial intelligence research, LISP was based upon John McCarthy's work on nonnumeric computer languages published in 1960. The language LISP was implemented at MIT and is described in the LISP 1.5 Programmers Manual. It has since been configured on many mainframe computers, minicomputers and microcomputers.

LISP is a nonmathematical language composed of words, like any language. In LISP there are two kinds of words: atoms and lists. Atoms are the basic entities of LISP. Basically, any combination of the characters of the alphabet, A,B,C... X,Y,Z with any of the ten digits 0,1...9 is an atom, as long as it starts with a letter. A list is the second type of word in LISP, and it is built up from atoms and other lists. A list consists of a left par-

enthes followed by any number of atoms and lists, terminated with a right parenthesis. The language has functions, variables, and arithmetic operators, but it looks strange to BASIC programmers because all the arithmetic operations are in Reverse Polish Notation (RPN). A LISP sentence looks like a list, but it carries meaning and it is actually an elementary program. All LISP functions have a single value and a program consisting of functions applied to arguments. The LISP language has many built-in functions, and the programmer can create functions at will.

The printout of a LISP program looks unusual, but if the LISP includes a "Prettyprint program," which formats a program by indenting subsections, the listing will look much more conventional.

MODEL II



***611⁰⁰ DISCOUNT**
Off List
64K 1 DRIVE \$3288.00

No Taxes on Out of State Shipments
Immediate Shipment On Most Items

TRS-80[®] DISCOUNT

BUY DIRECT

We carry the full line of TRS-80 Computers. All other software, furniture, and accessories at discount from catalog price. We stock most items to assure you fast delivery and save you money.


WRITE FOR A FREE CATALOG

1-800-841-0860 Toll Free Order Entry
MICRO MANAGEMENT SYSTEMS, INC.

DEPT. NO. 12

DOWNTOWN PLAZA SHOPPING CENTER
115 C SECOND AVE. S.W.
CAIRO, GEORGIA 31728
GA. & EXPORT PHONE NO. (912) 377-7120

MODEL III



26-1061 4K I..... \$609.00
26-1062 16K III..... 849.00
26-1066 48K III
2 Drives, RS232..... 2069.00

Largest Inventory in S.E. U.S.A.



PILOT (Programmed Inquiry, Learning Or Teaching)

PILOT was the first computer language dedicated to computer-aided instruction, and was developed at the University of California, San Francisco. It has been implemented on many computers ranging from very large mainframes to the simplest micros. This interactive language enables a person without prior computer experience to develop and test dialogue programs for teaching, since its structure and syntax are easy to explain to a student.

Using PILOT, the teacher can present the student with a reading passage, give him time to study it and then ask him multiple-choice questions based upon the passage. The program can include computer responses keyed to the answer the student has given. It can also scan his response and give him advice or comment based upon that response. It can introduce a mathematical problem and offer the solution on a step-by-step basis or give the student an opportunity to discover as many of the steps as he can, with hints from the computer.

PILOT instructions are divided into six categories:

1. Core Instructions. These basic functions are single-letter instructions and are standard for all of the ver-

sions of PILOT. Thus the programs are portable from machine to machine. The instructions are:

T: TYPE (includes Y: and N:)
A: ACCEPT
M: MATCH
J: JUMP
U: USE
E: END
C: COMPUTE
R: REMARK

There are also multiword instructions called "keywords" that have been added to PILOT for special applications and are not included in all versions.

2. Cursor and video instructions to determine where the text will appear on the screen.

3. Instructions that set various kinds of parameters related to the computer such as output ports, display speed, or memory locations.

4. File system instructions relating to storing and retrieving programs and data.



LOGO- A Learning Language

THE LOGO language represents a completely different path to learning than does PILOT. Its inventor, Seymour Papert, believes that CAI techniques, like PILOT, only transfer the old methods of teaching to the computer without using the unique capabilities of this new tool to combine text, form, color, and sound into a new learning system. For the last ten years at MIT, he and his colleagues have been working to perfect the techniques used in LOGO. The result is a language in which a five-year-old can quickly learn to write a program. Yet it is sophisticated enough for higher instruction.

In the child's version, LOGO uses basic modes called sprites and turtles. The sprites are forms that the child


creates that move around the screen at any speed the child selects. The turtle is a figure that the child can interact with, moving it over the screen, coloring it, and making it draw or erase lines.

The teacher can also program more complex functions (programs) that children can interact with through simple keyboard responses. Children learn color, direction, letters, words, and sounds through this medium and usually find it fun. It also teaches them planning, and the use of the computer which will be one of their major educational tools throughout their school years.

At this time, LOGO is available for the T.I. 990/4 computer, and there is a version for the more popular Apple II that MIT has not yet released.

(Continued on page 56)

The most comprehensive and useful
computer reference in the world.



- A mammoth volume covering everything from Access Methods to Working Set, in 1,523 pages, 470 articles and over 1,000 illustrations, tables and charts.
- Authoritatively compiled by over 200 internationally respected authorities.

Take the
**ENCYCLOPEDIA
OF COMPUTER
SCIENCE**

—a \$60.00 value—
yours for only

\$295

when you join **The Library of Computer and Information Sciences**. You simply agree to buy 3 more books—at handsome discounts—within the next 12 months.

Find the answers to virtually all your data processing questions in the **ENCYCLOPEDIA OF COMPUTER SCIENCE**.

Thousands of photos, diagrams, graphs and charts completely illuminate the **ENCYCLOPEDIA's** clear and thorough coverage of every area of the computer sciences—software, hardware, languages, programs, systems, mathematics, networks, applications, theory, history and terminology.

Appendices provide abbreviations, acronyms, special notations and many numerical tables. An additional highlight is a complete cross-reference system that assists the reader seeking in-depth information.

What is The Library of Computer and Information Sciences?

It's the oldest and largest book club for the computer professional. In the incredibly fast-moving world of data processing, where up-to-date knowledge is essential, we make it easy for you to keep totally informed on all areas of the information sciences. In addition, books are offered at discounts up to 30% off publishers' prices.

Begin enjoying the club's benefits by accepting the **ENCYCLOPEDIA OF COMPUTER SCIENCE**. It's the perfect reference for computer professionals...and it's a great bargain, too.

4 Good Reasons to Join

- 1. The Finest Books.** Of the hundreds and hundreds of books submitted to us each year, only the very finest are selected and offered. Moreover, our books are always of equal quality to publishers' editions, *never* economy editions.
- 2. Big Savings.** In addition to getting the **ENCYCLOPEDIA OF COMPUTER SCIENCE** for \$2.95 when you join, you keep saving substantially—up to 30% and occasionally even more. (For example, your total savings as a trial member—including this introductory offer—can easily be over 50%. That's like getting every other book free!)
- 3. Bonus Books.** Also, you will immediately become eligible to participate in our Bonus Book Plan, with savings up to 70% off the publishers' prices.
- 4. Convenient Service.** At 3-4 week intervals (16 times per year) you will receive the Book Club News, describing the Main Selection and Alternate Selections, together with a dated reply card. If you want the Main Selection, do nothing and it will be sent to you automatically. If you prefer another selection, or no book at all, simply indicate your choice on the card, and return it by the date specified. You will have at least 10 days to decide. If, because of late mail delivery of the News, you should receive a book you do not want, we guarantee return postage.

The Library of Computer and Information Sciences
Riverside, N.J. 08075

7-AX6

Please accept my application for trial membership and send me the **ENCYCLOPEDIA OF COMPUTER SCIENCE** (44900-3), billing me only \$2.95. I agree to purchase at least three additional Selections or Alternates over the next 12 months. Savings range up to 30% and occasionally even more. My membership is cancelable any time after I buy these three books. A shipping and handling charge is added to all shipments.

No-Risk Guarantee: If you are not satisfied—for any reason—you may return the **Encyclopedia of Computer Science** within 10 days and your membership will be cancelled and you will owe nothing.

Name

Address

City

State Zip

(Offer good in Continental U.S. and Canada only. Prices slightly higher in Canada.)



Other Computer Languages

PL/1. This language was one of the first structured languages and was designed by IBM to run its mainframe computers. The language suffered from its great scope and complexity. Later subsets of PL/1, such as PL/M, were designed to run on minicomputers, and they were often used as cross-compilers to develop microcomputer software on larger machines. Until very recently, no micro had enough memory and capacity to run PL/1. However, with the development of the 16-bit and 32-bit microprocessors, this language has a future for use on the large micros. Digital Research, the developer of CP/M, has a version called PL/1-80 to run under advanced versions of CP/M and MP/M.

CAI. (Computer Aided Instruction) Languages. This term designates a family of languages used with computers as a teaching tool. In the next decade, CAI will become more important as we learn to use the computer to enhance our educational system. Some of the languages designed to aid in education have already been discussed.

Report Generation Languages. RPG II is one of the most widely used languages for mainframes and large minicomputers. It is used to create report formats for the output of all kinds of application software. In the future, with multiuser and multitasking computers being designed around 16-bit and 32-bit microprocessors, RPG languages may be used by all computers.

Data Description Languages. These languages are used to create, input, select, sort, and format information stored in a general application data base. They are generally not called "languages" by the software publishers, who only refer to the complete system by name. However, the CODASYL (Conference on Data Description Languages) which was formed to set standards for data base systems uses this term to refer to the entire Data Base Management System (DBMS).

Some of the commercial DBMS systems using very complex data description languages are TOTAL, RAMIS, ADBS, and IMS. All of these run on large mainframe computers. With the development of large floppy-disk and hard-disk storage systems, data-base systems became possible using mini and microcomputers. Some of the larger DBMS were scaled down to run on minis, but most of the micro systems were written for microcomputers specifically. They all use operators and functions that are complex enough to be a complete language.

Program Generation Languages. This is a new family of software systems that constitute a set of languages. Their object is to automatically write programs in another language. They are a kind of "paint-by-num-

bers" software. They present the user with a set of fill-in-the-blank screens to enable the user to specify just what he wants to do. The answers to these questions constitute a pseudo program from which the system "writes" a program in BASIC, or whatever language the system is designed to use. In reality, the "system" is an English-to-BASIC translator language. PEARL and "The Last One" are typical of this type of system, but are by no means the only ones or the last ones.

Conclusion. Once you have read about computer languages and begun to understand their differences, you may find that you still can't decide which one is the best for you. There are just too many choices. For example, you may need to control a robot that has a single-board computer and only 4K of memory. You could use machine language or assembly language, or you could write in Forth and compile to machine code. However, you could also use Control BASIC or Tiny Pascal. The choice is yours, and there is no single answer.

If you are interested in business applications, home controls, or scientific research, the options are still wider. Perhaps this is why Charles More invented Forth to control his telescope; machine and assembly language took too long to use while other languages were too rigid and did not allow him adequate flexibility. Today, you do not have to invent a language to tailor a program to your needs.

For most people, the choice has been made for them. Usually, a computer comes with a language, most often a simple version of BASIC in ROM. Once you learn this BASIC, you will probably find that you can do all kinds of wonderful things with it. You will likely want to do more by adding memory and a floppy disk or two. This, in turn, opens up the world of disk software for word processing, business applications, etc. This is also when you find out that you have to buy the exact package to run with your BASIC and your DOS because there were many different types.

Do you want to try different languages on your computer? Well, it's simple. All you have to do is buy a version of a language that runs under your DOS and does not require more memory than you have. Then read the manual that comes with the package, put the diskette in your drive, and you are running PASCAL, FORTRAN, or COBOL. You also will need a good textbook—one designed for microcomputer versions of the language. The manual you get with the language package teaches you how to run the language and what special things are in that version. It does not teach you the language. Study your text, use what you learn on your computer, and it will bring back the fun you had when you first bought the machine as well as giving you opportunities to use more efficient languages for particular purposes.

For those who haven't yet bought a computer, but are thinking of it, everything we have said applies to you also. If you want to have a choice of languages later, be sure you choose a machine that has a variety of languages available.

Most often, language packages are available from the computer manufacturer. However, they are also sold by software companies that specialize in one or more languages. Another good source is the computer clubs since they may serve as a distribution channel for languages developed by universities and the government. Language user groups also distribute languages at low cost. The FIG (Forth Interest Group), for example, sells its software and books—and at reasonable prices. ♦



Actual Size, $\frac{1}{8}$ x $2\frac{3}{4}$ x $6\frac{1}{8}$ "

169⁹⁵
Reg. 229.95

Give Radio Shack's TRS-80[®] Pocket Computer and Save \$60

Printer Cassette Interface Save \$20



Reg. 149.95

129⁹⁵

Lets you use a recorder to load and save your programs and data on cassettes. Get hard copy printouts, too. With AC adapter/charger, three rolls of paper.

Cassette Interface Save 39%

29⁹⁵



Store and load programs on cassettes. Cable and plugs included. Batteries extra. Recorder not included

The first programmable computer so small it fits in a Christmas stocking. Like a calculator, it has 15 built-in functions that are immediately available. Plus, there's 26 memories and numeric output with a 10-digit mantissa and a 2-digit exponent. To compute trig and angular functions, for example, it works just like a calculator and with the same precision.

Unlike a calculator, the *real* power of the Pocket Computer is in its ability to run our own, or user-written, programs in BASIC. The 1424-step memory can be partitioned into multiple programs.

And the full alphanumeric display permits writing programs that prompt in plain English and display

answers with comments. The Edit and Debug mode make programming easier than it is with a programmable calculator. Inputting is simplified with the typewriter-style keyboard and separate 20-key numeric keypad. The LCD shows 24 characters with automatic scrolling and manual playback for longer lines. Another thing: memory is retained even when the power is off.


By adding the Cassette Interface, anyone can immediately run our software. And look what's available! Electrical and Civil Engineering, Aviation, Surveying, Real Estate, Business Statistics, and more. You can't buy a smarter gift. Better hurry — sale ends Dec. 27th.

Radio Shack[®]

The biggest name in little computers[™]

A DIVISION OF TANDY CORPORATION • OVER 8000 LOCATIONS WORLDWIDE

Prices may vary at individual stores and dealers



Seven Million Test Passes Later...

Wabash Diskettes Are Still Running Strong!


It takes a lot to be a winner in the computer industry these days. When it comes to magnetic media it takes a successful magnetic coating formulation and expert manufacturing skills. It takes steady performance in critical applications, and endurance over the long run.

Wabash MAXI-MYTE™ 8" diskettes and MINI-MYTE™ 5¼" diskettes are a quality buy no matter what your criteria. In standards testing performed by 25 prestigious drive manufacturers (including the world's largest) Wabash diskettes emerged a sure winner... with the papers to prove it.

The fact is, Wabash quality is unsurpassed in the industry, with a five year usage warranty that will keep your customers satisfied for years to come.

So the next time you're faced with a purchasing decision, don't take chances. Any way you look at it, Wabash diskettes are your best bet for the long run.

wabash



Wabash Tape Corporation 2700 Des Plaines Avenue, Des Plaines, IL 60018 800-323-9868 Illinois Call: 312-298-8585

Holiday Gifts for Electronics Enthusiasts

Here are some ideas for gifts you might bestow upon yourself to keep you up front in the electronics revolution.




...PERFECT FOR LARGE REC ROOMS

A programmable robot from the Industrial Robot Div. of ASEA.



...SPRING-LOADED BINDING POSTS

Developed by ITT Pomona Electronics, the insulated binding posts eliminate exposed wires to prevent potential shock (\$3.98 each).



...A NEW EXPANDABLE BREADBOARD SYSTEM FOR PROTOTYPING

Scotchflex solderless plug and strips from 3M uses "U-ccntract" system with self-feeding wiring tool.



...ADD A SHADY SPOT IN YOUR BACK YARD


Heathkit/Scientific Atlanta's earth station antenna picks up TV signals directly from satellites for the ultimate in TV viewing pleasure and neighbors' gawking.

Holiday Gifts...



**...A VIDEO CASSETTE
TITLE & LABEL KIT.**

BIB's new VE-17 system gives a professional look to one's VC library.



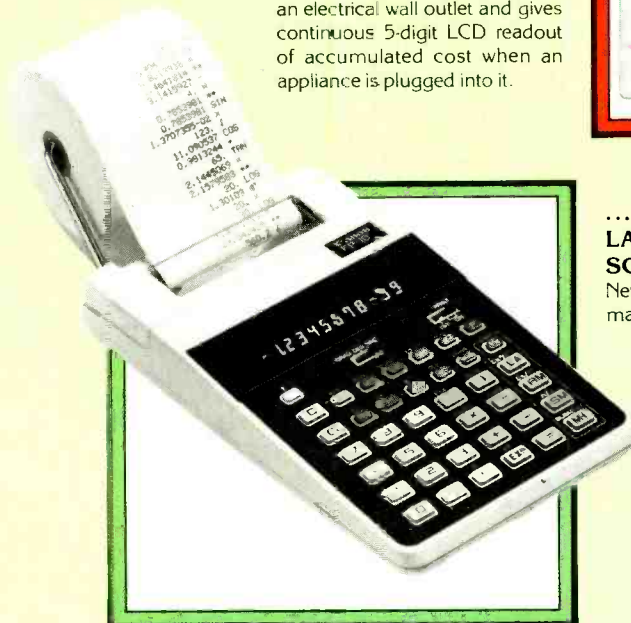
**...PADDED CARRYING CASES FOR
AUDIO/VIDEO GEAR.**

To carry around your VCR, LP records, cassettes, etc., you might like to protect them with the padded silver-color carrying cases by Osawa under the Sound Pepper brand.



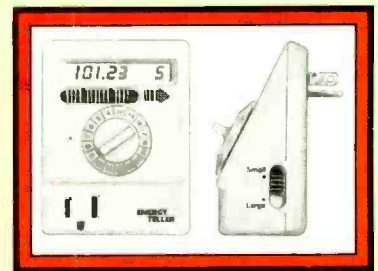
**...MULTIMETER'S
SCALES CHANGE
WITH FUNCTION.**

You can't read the wrong scale with Soltec's LCD-900 analog multimeter, since unused ones disappear from the meter face.



**...DISPLAY APPLIANCE
ENERGY CONSUMPTION
IN \$ & ¢.**

The "Energy Teller" plugs into an electrical wall outlet and gives continuous 5-digit LCD readout of accumulated cost when an appliance is plugged into it.




**...PORTABLE CALCU-
LATOR/PRINTER WITH
SCIENTIFIC PRINTOUT**

New Canon FP-10 provides permanent record of calculations.




...TALK OF THE TOWN.

TYPE 'N-TALK, VOTREX's text-to-speech synthesizer, allows a personal computer with the standard RS232C interface to produce highly intelligible English speech from text typed on the computer's keyboard.




**...PHONO
CARTRIDGE FOR A
ROLLS ROYCE
OWNER.**

Only \$1200.00, the TK100LC from Signet is distinguished by a tubular ruby cantilever and toroidal coils wound with silver wire, plus the omnipresent diamond stylus.




... SECOND COMPUTER IN EVERY HOME.

Mattel's "Children's Discover System," designed for youngsters age 6 to 11, gives them a computer learning experience and frees your personal computer from tiny hands until they're a little older. Has 2K memory, musical effects, LCD viewer, keyboard, and plug-in program cartridges.



... FROM THE PEOPLE WHO GAVE YOU "WALKMAN."

A stereo FM headphone radio, Model MDR-FM7, from Sony.




... ONE-PIECE PHONE WITH AUTO MEMORY DIALING & MEMORY-ON-HOLD.

U.S. Tron's innovative replacement telephones store 11 or 22 phone numbers in memory and uses a custom IC that requires no extra power source.




... A TALKING TIMEPIECE.

The OMNI "Voice Master" by Personal Electronics tells you the time in a synthesized voice when you press the "speak" button or the 24-hour alarm is activated. For wrist, desk, or automobile, you'll never be lonely again.



... PLUG-IN CARD ADDS CP/M TO APPLE II.

With Microsoft's "Softcard," you can run all the Z-80/8080 software you thought your Apple II's 6502 CPU couldn't handle. It contains the CP/M operating system, Microsoft BASIC-80, and a Z-80 CPU.



... TWIN-CASSETTE DECK FOR EASY DUBBING.

With Onkyo's TA-W80 you can duplicate cassettes at twice the normal speed using only one machine.



... LAZY MAN'S WIRE-WRAPPING TOOL.

A new battery-powered wire wrapper from O.K. Machine and Tool Corp.

NOW YOUR BETA MACHINE CAN PERFORM EVEN BETTER THAN WHEN YOU BOUGHT IT.

No matter how well your video cassette recorder has been performing, it's never lived up to its full potential. Because until recently, you couldn't buy High Grade video tape for Beta systems.

With Maxell High Grade Beta tape, you'll finally see what your machine can do. You'll get better color resolution, sharper images and clearer sound.

To create High Grade, Maxell uses finer, sharper Epitaxial



particles and a unique binding process. The resulting tape not only produces a better picture than ordinary video tape, it's a lot more durable. This drastically reduces video recorder head wear and lets you enjoy a better picture longer.

So if you own a Beta recorder, try Maxell High Grade. You'll discover that the machine you own is even better than the one you bought.

maxell
IT'S WORTH IT.
Maxell Corporation, 60 Oxford Drive, Moonachie, N.J. 07074.

CIRCLE NO. 48 ON FREE INFORMATION CARD



COMPARING HIGH-TECH AUDIO CASSETTE TAPES

What makes one cassette tape better than another? Are there any real differences between the technologically best products? To provide an answer to these questions, samples of some of today's "top tapes" were subjected to a number of established tests designed to bring out their strengths and weaknesses.

LET'S begin our comparison with an overview of the tape market. There are four major cassette tape *types* currently available. The most widespread is Type I, ferric oxide (Fe_2O_3), which is produced in all grades of quality, from 3-for-a-dollar unbranded specials to top-notch formulations, some of which are lightly laced with cobalt to improve their magnetic performance. As a type, ferric-oxide tapes use the least record

bias, and are designed to be played back with 120-microsecond equalization (see Fig. 1).

Type II tapes are known generically as chromium dioxide (CrO_2), though most such tapes today are cobalt-enhanced ferric-oxide formulations, usually designated as "chrome equivalent." Chrome-type tapes use roughly 50 percent more bias than ferrics, and are intended for playback with 70-microsec-

ond equalization. The difference between 70-microsecond (chrome) and 120-microsecond (ferric) playback equalization affects the amount of tape hiss you hear. All else being equal (though it rarely is!), you'll get less hiss from 70- than from 120-microsecond playback equalization (see Fig. 1).

Ferrichrome (FeCr) tapes are designated Type III, and use two separately coated layers of magnetic material: a relatively heavy layer of ferric oxide, topped by a thin layer of chromium dioxide. Highly popular in the car stereo market, ferrichromes have not won wide acceptance among home-based audiophiles because of wide variations from brand to brand. Thus, hi-fi cognescenti rarely use these tapes for home systems; and for that reason they were not tested in this study.

The newest entrants on the cassette scene, Type IV, are the metal-particle tapes. Although these can be *played back* on any tape deck with a 70-microsecond ("chrome") equalization position, their extremely high bias requirement—approximately twice that of

CrO₂—demands that they be recorded on a deck whose heads and bias oscillator are designed to handle the high current associated with such high bias.

Theoretically, the “best” tape is that which produces the least inherent noise while providing the greatest undistorted signal storage capacity across the range of desired wavelengths. “Wavelengths” correspond to “frequency response,” once you factor in tape speed. One second’s worth of a 1000-Hz tone at a tape speed of 15 inches-per-second has a wavelength eight times as long as the same one-second tone at the cassette speed of 1 7/8 ips, and a tape formulation optimized for the former speed will not be equally suitable for the latter.

“Undistorted” is admittedly a weak word, but long-standing tradition, based on successful experience, favors defining it in terms of 3% third-harmonic distortion at a suitable middle frequency for the tape speed involved. For the tests in this report, the 400-Hz frequency used by Dolby-level calibration tapes was chosen.

Practically, of course, the “best” tape is that which most closely approximates the theoretical ideal on your machine. This is an important caveat. Tapes do test (and perform) somewhat differently on different tape decks and under different bias (and record equalization) conditions. I used the top-quality three-head Nakamichi 582, which has a wide record-head gap (3.5 microns) and a narrow-gap playback head (0.9 microns). A typical two-head cassette recorder, on the other hand, might have a record-playback head with a gap of 1.2 to 1.3 microns. The head gap affects both the high- and low-frequency extremes. Too wide a gap limits treble playback response; too narrow a gap may limit penetration of the record signal to the full depth of the magnetic coating.

In practical terms, a deck with a wide record-head gap will favor tapes with a relatively thick magnetic coating when measuring signal-to-noise ratio; the advantage of the thick coating may not be realized on a two-head deck. Similarly, a recorder with a narrow-gap playback head will tend to favor tapes with highly polished surfaces, which facilitate flat response to 20,000 Hz and beyond, though this advantage might not show up at all on a typical two-head deck, whose response may only extend to about 16.5 kHz.

Record bias and equalization are additional considerations when tapes are compared. Most decks provide a 3- or 4-position switch that sets bias and equalization (EQ) for optimum performance from a specific tape within

each basic type. Brand-to-brand differences among tapes of the same type do exist, however, which is the rationale for the “bias optimization” controls included in many decks. Using the adjustments available on my tape deck, I could have optimized the deck for each tape in turn, but this wouldn’t show up tape differences under the fixed conditions most

deck owners have to use. I chose instead, therefore, to set up my test deck with the tapes most frequently specified as having been used in factory alignment by the numerous deck manufacturers whose recorders I have tested in recent years. These are: Maxell UD-XLI (ferric); TDK SA (CrO₂-type); and TDK MA (metal).

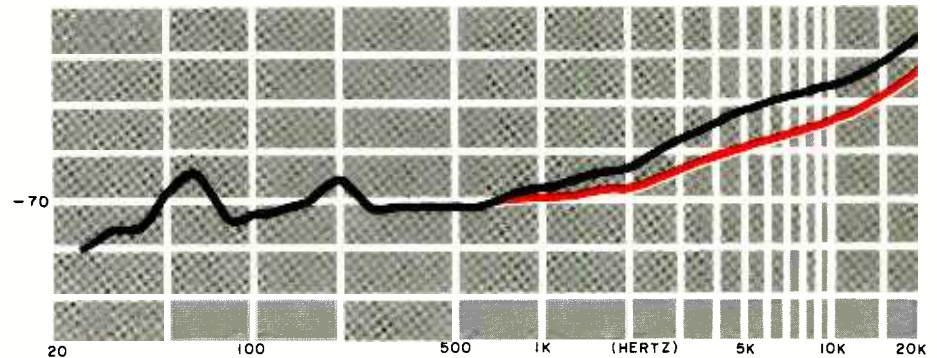


Fig. 1. Comparison of noise-level between 70-microsecond (colored curve) and 120-microsecond (black curve) playback equalization. The 70-dB level is with reference to 200 nanowebers/meter (Dolby level). The 70-microsecond equalization is standard for chromium dioxide tapes and 120-microsecond for ferric. If all other factors are equal, there should be less hiss from the 70-microsecond playback equalization.




Fig. 2. Response curves for the three reference tapes: Type I, Maxell UD-XLI (ferric), solid black curve; Type II, TDK SA (chrome), solid color curve; Type IV, TDK MA (metal) dotted color curve. (These conventions with regard to the curves and Types apply to all of the response curves on the opposite page.) The tape deck used in the tests was adjusted for the three reference tapes and left that way for the rest of the tests.

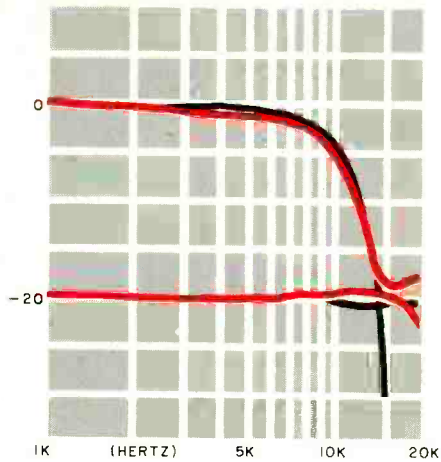


Fig. 3. BASF Professional I (solid black); BASF Professional II (solid color).

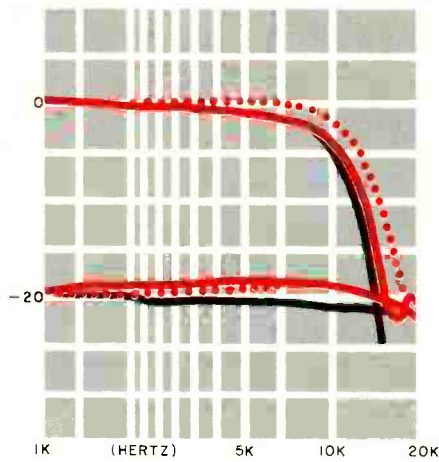


Fig. 4. Fuji FX-I (solid black); Fuji FX-II (solid color); Fuji Metal (dotted color).

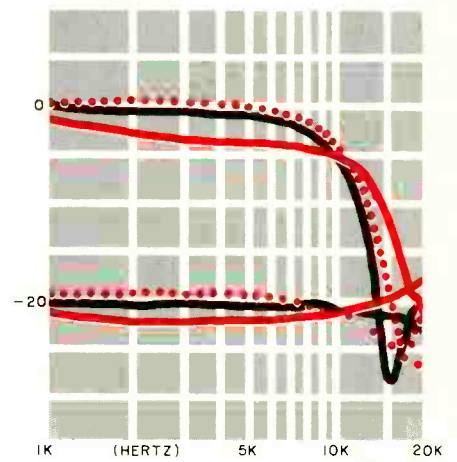


Fig. 5. Loran Normal Bias (solid black); Loran Chrome (solid color); JVC ME-P (dotted color).

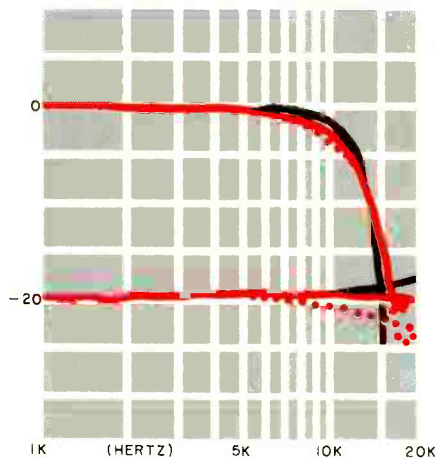


Fig. 6. Maxell XL-IS (solid black); Maxell XL-IIS (solid color); Maxell MX (dotted color).

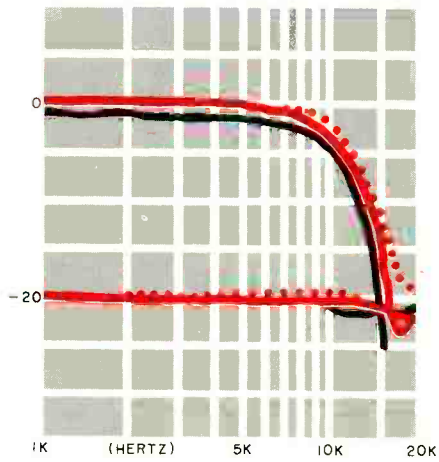


Fig. 7. Memorex MRX-I (solid black); Memorex HBII (solid color); Memorex Metal IV (dotted color).

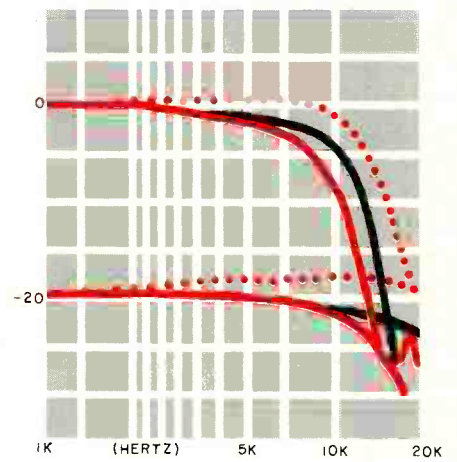


Fig. 8. PD Tri-Oxide Ferro (solid black); PD 500 Crolyn (solid color); PD 1100 Metal (dotted color).

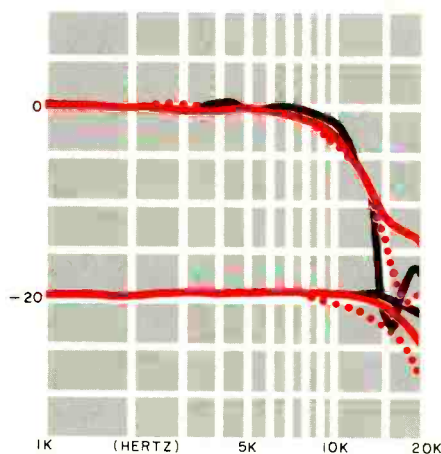


Fig. 9. Scotch Master I (solid black); Scotch Master II (solid color); Scotch Metafine (dotted color).

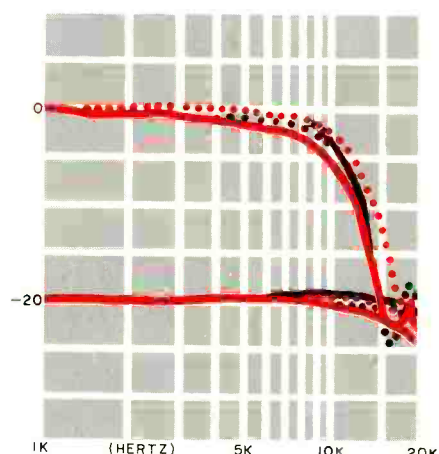


Fig. 10. Sony HFX (solid black); Sony EHF (solid color); Sony Dev. Hi-Bias (dotted black); Sony Metallic (dotted color).

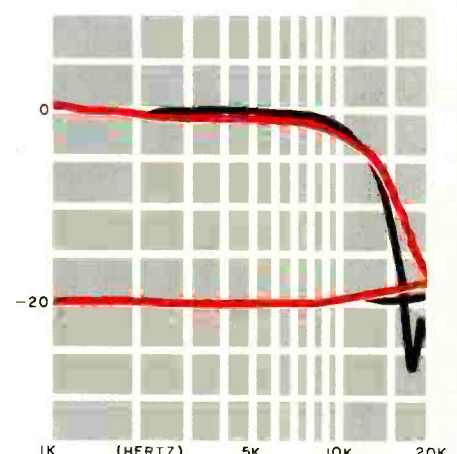


Fig. 11. TDK AD (solid black); TDK SA-X (solid color).

ALBIA Electronics


YOUR MAIL-ORDER ELECTRONIC SUPPLY HOUSE!

8 CHANNEL SCOPE MULTIPLEXER, DM-12

Convert your single channel scope into a 4 or 8 channel instrument. Just connect the DM-12, 8 channel scope multiplexer to your scope. Clip the 8 input probes to the signals you want to view. Simple, easy, fast — can handle logic level TTL signals from DC to 3MHz. Features separate spacing and trace amplitude controls and selectable sampling rate — all to insure easy clear scope display.



Completely Assembled and tested! Ready to use!



VIEW 8 CHANNELS AT ONCE!

- 8 TTL compatible input channels (1 TTL load per channel) can drive 50 Ohm scope cable.
- Maximum full screen amplitude 1.6 Volts adjustable.
- Trace amplitude and spacing controls
- 4 or 8 channel selector switch.
- 8 color coded input cable, 24" long with insulated alligator clips
- External 9 VDC power supply included (Model MMAC-2)
- Size 6.25" x 3.75" x 2"
- BNC Output Cable Accessory (Model PSA-2 add \$14.95)

\$63⁰⁰

LOW COST CAPACITANCE METER MODULE, DM-8

Connect this high quality low cost Capacitance Meter Module, DM-8 to your digital Volt Meter and turn it into a Digital Capacitance Meter — the Low Cost Way!



Completely assembled and tested! Ready to use!

- Push to read range (button) from 1pF to 20,000pF
- Zero calibration control
- In one easy to use, self-contained package.
- Battery powered, with "push to read" battery saver circuit (9V batteries not included)
- Size 6.25" x 3.75" x 2"

\$63⁰⁰


REGULATED TRIPLE POWER SUPPLY, LOW PRICED! DM-6

A fully assembled and tested power supply that provides a solid, fully wired triple power supply including fixed 5V @ 1 Amp, 5V to 15V @ 0.5 Amp, and -5V to -15V @ 0.5 Amp — all supplies regulated, short proof. Each supply has short indicator LED. Complete and ready for use in a durable (8" x 6" x 3 1/2") metal case.

\$90⁰⁰



HITACHI SCOPE SALE CONTINUED BY POPULAR DEMAND!



- CRT Display area Acceleration potential Intensity modulation
- Vertical deflection Sensitivity and bandwidth Rise time Dynamic range
- Input R and C Maximum input voltage Display mode X-Y operation
- Horizontal deflection Sweep mode TV synchronization Internal External

130BUB31 (5-inch, round shape)
8x10div (1 div = 9.5mm)
Approx. 2kV
Over 5Vp-p

5mV/div - 5V/div ± 5% DC - 15MHz, -3dB
1mV/div - 1V/div ± 6% OC - 5MHz Typ. - 3dB
(Using x5 amplifier)
24ns
More than 4div at 15MHz

Direct 1M Ohm, approx. 30pF
800Vp-p or 300V (DC + AC peak)
CH1, CH2, DUAL, ADD, DIFF
DC - 500 kHz, 5mV/div - 5V/div
Phase difference DC - 10kHz 3°

Auto. NORM, TV (-), TV (-)
TV sync-separator circuit
Over 1 div (V sync-signal)
Over 1Vp-p (V sync-signal)

Frequency	Internal	External
20Hz - 2MHz	0.5div	200mV
2 - 15MHz	1.5div	800mV

*Trigger sensitivity

Trigger slope
Sweep time
Sweep-time magnifier
Max. Sweep rate

- Amplitude calibrator Wavetorm Voltage
- Power requirements
- Dimensions
- Weight
- Ambient operation temperature

± 0.2µs/div - 0.2s/div ± 5%, 19 calibrated steps
10 times (± 7%)
100ns/div

1kHz - 10% Typ. Square wave.
0.5V - 3%
100V (120/220/240V) ± 10%
50/60Hz 40W
Approx. 275(W) x 190(H) x 400(D)mm
Approx. 6.5kg
0 - 40°C

MODEL V-152B WITH 2 YEAR MFG. WARRANTY

\$644⁹⁵

WITH FREE DM-12 8 CHANNEL MULTIPLEXER A COMBINED VALUE AT LIST OF \$804.95 YOU SAVE \$160.00



YEAR-WARE

NOVEMBER

UP TO OFF OUR

LOW COST HIGH FREQUENCY COUNTER



MODEL NO. DM-7


The Albia Model DM-7 8 Digit High Frequency Counter is easy to use. Switch selectable time base input by a single BNC, nothing to build!

- 5 Hz to 550 MHz
- 8 big easy-to-read 4 1/2" high intensity LED display
- Crystal (± 3 ppm @ 25°) controlled 0.1 or 1.0 sec. gate times
- Convenient benchtop size (7" x 10" x 3") durable attractive case

COMPLETELY ASSEMBLED PRE-CALIBRATED PRE-TESTED

\$135⁰⁰

FREQUENCY METER MODULE "5Hz to 100MHz", DM-11



Measure frequencies from 5Hz to 100MHz on your digital voltmeter with a resolution of 312 digits — easy to use — perfect for field service — lab testing — home hobbyist! Connect the DM-11 to your DVM, set the DVM to the 2VOC range, connect a signal to the DM-11 via a BNC cable (not included) and measure the frequency of any source. Hi-Lo Range LED's insure fast accurate readings

- Frequency Range 5Hz to 100MHz
- Input Impedance 1 MegOhm
- Input Sensitivity <100Hz < 80mV
100 Hz - 50MHz < 30mV
50MHz - 70mV

- Size 6.25" x 3.75" x 2"
- External 9V DC power supply included (Model MMAC-2)
- BNC Input Cable Accessory (Model PSA-2) add \$14.95

\$63⁰⁰

FREE 1981 SALE FLYER NOW BEING MAILED! SEND FOR YOUR COPY TODAY!

If for any reason, whatsoever, you are not completely satisfied with your purchase, return it within 30 days of purchase date for a full refund — it's as simple as that! Shipping & Handling charges not refundable.

ALBIA SATISFACTION WARRANTY: FOR FAST AND DEPENDABLE DELIVERY SERVICE CALL TOLL FREE: 1-800-243-6953

IN CT, AK & HI CALL COLLECT (203) 467-5590

9 A.M. to 5 P.M. E.S.T.

WE ACCEPT MASTER CHARGE, VISA AND AMEX CREDIT CARDS Connecticut Residents add 7 1/2% Sales Tax • Prices shown in U.S. currency only. Foreign orders add 15%.

ALBIA ELECTRONICS INC

44 KENDALL ST. • P.O. BOX 1833 • NEW HAVEN, CT. 06508

POSTAGE & HANDLING	
ORDERS	ADD
UP TO \$10.00	\$1.95
\$10.01 - \$25.00	3.75
\$25.01 - \$50.00	6.65
\$50.01 - \$100.00	6.45
ORDERS OVER \$100.00 WITHIN UNITED STATES	7.55

FREE ALBIA DESIGNERS TEMPLATE WITH EVERY ORDER RECEIVED


END HOLIDAY HOUSE CLEARANCE!!

1st THROUGH DECEMBER 31st, 1981 ONLY!!

50% IN SAVINGS

ALREADY LOW FACTORY DIRECT PRICES!

SELF POWERED



A FAVORITE OF PROFESSIONAL ENGINEERS FOR SETTING UP TEMPORARY DESIGNS QUICKLY & EASILY

Design Mate™ Circuit Designers

Pre-wired pre-tested — Don't let this price fool you, this is a high quality, high IC capacity, portable self-contained circuit designer

- Control switches and buffered LED logic indicators
- Plug your ICs into solderless breadboards, tie in power and ground, connect your logic switches and LED indicators — FAST, EASY TO USE!
- All interconnections between LEDs, switches and circuits via 22-26 solid wire
- Self-powered, in one compact, good looking and durable carrying case
- Ideal for home experiments, the laboratory and students
- Battery (4 1½ Volt C cells*) or AC powered providing economical bench use or convenient portable use

*Batteries not included

MODEL DM-5 **\$58.**

STOCK NO. 14-0555

NOT A KIT!

DM5-B POWER SUPPLY ADAPTER ACCESSORY **\$18.50**

Design Mate™ 2 Low Cost Function Generator

DM-2 is a 3-waveform function generator, with a short-proof output amplifier providing both variable signal amplitudes and constant output impedance. Completely wired, tested, calibrated and ready to test anything from audio amplifiers or op-amp and educational laboratory designs to complex industrial laboratory projects.

Model DM-2 **\$49⁹⁷**

Stock No. 05-0020

LIMITED SUPPLY!



50% OFF

\$62⁴⁷

Model DM-4
Stock No. 05-0040

idea of the many ways DM-4 can save you time and effort with digital circuits.



LIMITED SUPPLY!

DM-4 Multipurpose Pulse Generator

The Design-Mate 4 may be used as a clock source, delayed pulse generator, synchronous clock source, manual system stepper, pulse stretcher, clock burst generator and in tandem with one or more DM-4's used to gate the output of one or more additional DM-4's. The wide range of controls and functions will give you an

30% OFF!
DM-9 Logic Probe
ALBIA'S ECONOMY DIGITAL
DM-9 MULTI-LOGIC
COMPATIBLE 5-15VDC PROBE

The features are many on this quality Albia test instrument; will detect low rep. rate pulses (up to 1.5 MHz); detects low, high or pulsed logic levels with a minimum detectable pulse width of 300 nsec. Easy-to-interpret 3 LED readout. Built-in over-voltage and reverse polarity protection.



NOT A KIT!

SPECIFICATIONS

INPUT IMPEDANCE 300,000 Ohms; THRESHOLD Logic 1 thresholds (HI-LED) 70% Vcc

Logic 0 thresholds (LO-LED) 30% Vcc; MIN DETECTABLE PULSE WIDTH 300 nanoseconds; MAX. INPUT SIGNAL FREQUENCY 1.5 MHz; PULSE DETECTOR (PULSE LED) High Speed pulse train or single events (+ or - transitions) activate 1/10 second pulse stretcher. MAX. INPUT VOLTAGE ±50V continuous 120VAC for less than 15 seconds. POWER REQUIREMENTS 5 Volt Vcc 30 Ma 15 Volt Vcc 40 Ma 25 Volts max. with power lead reversal protection. OPERATING TEMPERATURE 0 to 50°C PHYSICAL SIZE L x W x D 5.8x1.0x0.7" (147 x 25.4 x 17.8 mm) WEIGHT 3 oz.

Model No. DM-9
Stock No. 17-0009

(85g) POWER LEADS 36" (61 cm) with color coded insulated clips.

\$18⁸⁶ LIMITED SUPPLY

LOW COST RESISTOR SUBSTITUTION BOX



Model DM-13 Kit

Have fun building this useful kit and save money at the same time. Stop wasting time looking for the right resistor, here's a handy kit that you can easily assemble that will provide everything you'll probably need at your fingertips.

- With complete step-by-step easy to understand assembly instructions
- All resistors are 1/2 Watt, tolerance ±5%
- 5% accuracy
- 24 positions
- 2 ranges

\$39⁰⁰

MODEL DM-13
STOCK NO. 15-0013

ORDER TODAY!

NOTICE!

SALE PRICES LIMITED TO ACTUAL INVENTORY AT TIME OF SALE!
NO DEALER ORDERS PLEASE!



SANTA SAYS — ORDER NOW FOR HOLIDAY DELIVERY!

Albia Electronics
YOUR MAIL-ORDER ELECTRONIC SUPPLY HOUSE!

CIRCLE NO. 56 ON FREE INFORMATION CARD

Testing the Tapes. Using these tapes as reference points for each type, the first test was of tape sensitivity at 400 Hz, the Dolby calibration frequency. Each tape was fed a fixed-level tone, and the resulting output was measured. The results are in the first column of the Table. A variation of ± 1 dB is hardly consequential in and of itself. As ± 2 dB is approached, however, it is possible that some frequency-response errors may occur when using the Dolby noise-reduction system if your deck is not set up with this particular tape.

After checking sensitivity, I raised or lowered (as necessary) the 400-Hz level so that the tape played back at a standard 200 nanoWeber/meter (Dolby) level, and measured the third-harmonic distortion, using a General Radio 1900-A wave analyzer. These results are recorded in the second column. The record signal input was then raised to the point where the tape playback produced 3% third-harmonic distortion, the normal reference level for signal-to-

noise measurements. The higher the number in the third column (400 Hz Maximum Output Level) of the Table, the higher is the record level you can use before the onset of serious (audibly noticeable) distortion.

At the 400-Hz 3% maximum, the input signal was short-circuited so that biased tape noise level could be measured under no-signal conditions. The noise level was passed through an IEC "A" weighting network (whose weighting, by frequency, corresponds closely to the sensitivity of the ear to low-level sounds such as tape hiss), and the difference between the MOL and the biased tape noise is reported in the fifth column as the A-weighted signal-to-noise level.

To check the high-frequency capacity of the tape, I used a 10-kHz tone, adjusting the signal-input level to obtain maximum possible output. This is shown in the fourth column of the Table, with reference to the 400-Hz Dolby level of 200 nWb/m. As can be seen, no tape could produce that much output at 10

kHz, so the numbers are all negative. The closer the negative number is to zero, the more 10-kHz storage capacity the tape has, given the bias/machine conditions imposed. A lower bias level would raise the maximum 10-kHz output capacity of all the tapes, but it would also lower the 400-Hz MOL (column 3) and raise distortion at 200 nWb/m (column 2). It would also influence the high-frequency response of all of the tapes. On the other hand, a higher bias level would depress the 10-kHz MOL still further, though it might slightly increase the 400-Hz MOL.

As a final test, each of the tapes was measured for frequency response across the 20-to-20,000-Hz range, both at a 0-dB record level (200 nWb/m) and at the conventional -20-dB level normally used for checking frequency response. These results are presented graphically. Where a tape shows a rising high-frequency response at -20 dB, it is probable that it is slightly under-biased; where there is a treble fall-off at this level, it is almost certainly overbiased, since all of the tapes in this survey are capable of flat response throughout the audio range. The degree of high-frequency roll-off at the 0-dB level is an index of short-wavelength storage capacity.

Conclusions. The differences between tape types and among brands are slight enough to be virtually inaudible. Usually, a 3-dB difference between sounds of like frequency is necessary before a listener can determine which sound is less distorted or "noisy." Looking at each column of the Table, it is clear that the performance of any single tape falls within 3 dB of almost all the others. (The percent of Dolby-level distortion in the second column also reflects differences which would be inaudible to even the listener with above-average sensitivity.) Still, differences can be measured, if not always heard.

As a group, the metal tapes provide a very slight advantage over the CrO₂ types and a more significant advantage over the ferric oxides in terms of signal-to-noise ratio. In terms of 10-kHz storage capacity, metal tapes, overall, are better than ferrics and chromes—hardly surprising since this is metal tape's claim to fame. Keep in mind, though, that the metal tapes cost about 70% more than the other two types. (Ferrics and chromes cost about the same.)

Which should you buy? That's a tough question. If you don't have a high-end cassette deck, it probably doesn't make any difference. If you do, you can check the figures in the Table given here and make a determination based on numbers alone. Or you can trust your ears. Good luck! \diamond

TAPE TEST RESULTS

Tape Type I	400-Hz Sens.(dB)	Dolby-level Distortion (%)	400-Hz MOL (dB)	10 kHz MOL (dB)	S/N A-wtd (dB)
Type I					
Maxell UD-XLI	0.0	0.38	+6.5	-5.2	58.0
BASF Professional I	-1.0	0.44	+5.5	-5.8	56.8
Fuji FX-I*	-1.3	0.31	+4.8	-6.2	58.5
Loran Normal Bias	0.0	0.34	+7.0	-6.0	59.5
Maxell XL-IS	0.0	0.45	+7.0	-3.0	58.2
Memorex MRX-I	-0.8	0.38	+6.2	-5.5	59.8
PD Tri-Oxide Ferro*	0.0	0.27	+7.0	-6.2	58.5
Scotch Master I	0.0	0.38	+7.2	-4.8	58.2
Sony HFX	-0.8	0.51	+4.8	-5.8	56.1
TDK AD	-1.0	0.50	+4.8	-2.8	58.9
Type II					
TDK SA	0.0	0.64	+5.0	-5.5	59.1
BASF Professional II	-1.4	1.05	+4.1	-6.5	61.2
Fuji FX-II*	0.0	0.86	+4.8	-5.0	60.1
Loran Chrome	-0.3	1.20	+4.1	-6.3	60.9
Maxell XL-IIS	-0.4	0.97	+4.2	-4.5	58.8
Memorex HBII	-0.2	0.80	+4.8	-4.8	59.5
PD 500 Crolyn*	-1.2	1.00	+4.5	-9.8	61.1
Scotch Master II	+0.8	0.49	+6.5	-5.5	60.4
Sony EHF	+0.6	0.77	+5.2	-7.0	59.7
Sony Dev. High-Bias**	+1.3	0.40	+7.0	-4.8	61.1
TDK SA-X	+1.6	0.30	+5.2	-3.0	59.6
Type IV					
TDK MA	0.0	0.54	+6.5	-3.8	59.8
Fuji Metal*	-0.4	0.60	+6.1	-3.5	59.5
JVC ME-P	-1.0	0.54	+6.2	-6.2	60.0
Maxell MX	-0.4	0.58	+6.2	-5.0	60.2
Memorex Metal IV	+0.3	0.31	+7.9	-2.8	61.4
PD1100 Metal*	-0.8	0.94	+5.5	-2.8	59.5
Scotch Metafine***	+0.5	0.48	+6.8	-5.2	62.3
Sony Metallic	0.0	0.54	+6.5	-4.5	60.8

*Single sample only supplied
 **New product, to be released soon
 ***No samples supplied; tapes purchased 4/81 commercially

AN EARLY-WARNING CAR BATTERY-DRAIN INDICATOR

To avoid a dead battery, replace the standard "idiot" light with a visual-audible monitoring system

LIKE THE common cold, the "dead battery" syndrome seems to be especially prevalent in the winter. This project, the Multipurpose Electrical System Monitor And Tester (MESMAT), may help your car avoid the dreaded ailment.

MESMAT replaces the ineffective "idiot" light, which will not light until the 12-V battery is discharging at a rate of 10 to 15 amperes. Consequently, a battery could be completely discharged while the car is running without the standard warning light being activated. The project uses five LEDs to continuously monitor the condition of the vehicle's electrical system, as well as a buzzer that sounds when voltage exceeds 16 to 17 V. (Excessive voltage might be caused by a defective voltage regulator, which could damage an alternator or other part of an electrical system.)

In addition to providing an early warning if a battery is being rapidly discharged, MESMAT audibly indicates when headlights are still on and the ignition is switched off. Furthermore, it can act as a continuity tester for checking fuses, bulbs, etc.

How It Works. MESMAT operates from a circuit board that mounts on

the underside of the car's instrument panel. Five LEDs light up in sequence as the voltage through the electrical system is increased. One or the other of three green LEDs will remain lit over the range of normal voltage. A yellow and a red LED on either end of the display light when the voltage is too low or high, respectively.

As shown in Fig. 1, MESMAT is built around two integrated circuits—the LM3914 dot/bar graph display driver and the LM324N low-power quad operational amplifier.

In addition to a large network of voltage comparators, the LM3914 contains its own adjustable reference and accurate 10-step voltage divider. In MESMAT, the LM3914 is used in its dot-display mode and some of its outputs are connected together so that it drives four different LEDs instead of the normal 10.

As shown in Fig. 1, *R1* is adjusted so that pin 6 of *IC1* is 1.1 volts more positive than pin 4. (These pins are basically reference voltages.) The voltage (with respect to ground) at pin 6 determines the point when *IC1*'s LED No. 10 output turns on (this output sinks current when it turns on). The voltage at pin 4 plus 0.11 volt determines the point when *IC1* turns

on its LED No. 1 output. The other *IC1* outputs turn on at voltages between that at pin 4 and pin 6. The input at pin 5 is equal to approximately one-third that of the positive supply. Note that the positive supply is connected to the *R13/R5* voltage divider. When the voltage at pin 5 exceeds that at pin 4 plus 0.11 volt, *IC1* turns on its LED No. 1 output. When the voltage at pin 5 exceeds that at pin 6, *IC1* turns on its LED No. 10 output. The outputs at LED No. 2 through LED No. 9, of *IC1*, turn on when the voltage at pin 5 is somewhere between that at pin 4 and pin 6.

In this particular device, 10 different LEDs indicating 10 different voltage levels are unnecessary (and may actually be more confusing than helpful), so several of the outputs are connected to the cathode of a single LED. This is possible since *IC1* uses open-collector outputs. Since outputs on LED Nos. 1, 2, and 3 are all connected to the cathode of *LED2*, this LED is lit whenever these outputs are turned on. This occurs only when the applied vehicle voltage is between about 12 and 13.1 volts. *IC1*'s LED No. 4 through LED No. 6 outputs are connected together so *LED3* stays lit in the 13.1-to-14.2-volt range. The outputs on LED No. 7 through LED No. 9 are tied together, which means *LED4* stays lit in the 14.2-to-15.3-volt range. The LED No. 10 output is connected to the cathode of *LED5*, which lights when the supply voltage exceeds about 15.3 volts. The LM3914 has a small amount of over-lap between segments to ensure that all LEDs are not off at once.

Op amps *IC2A*, *IC2B*, and *IC2D* are used as voltage comparators. The



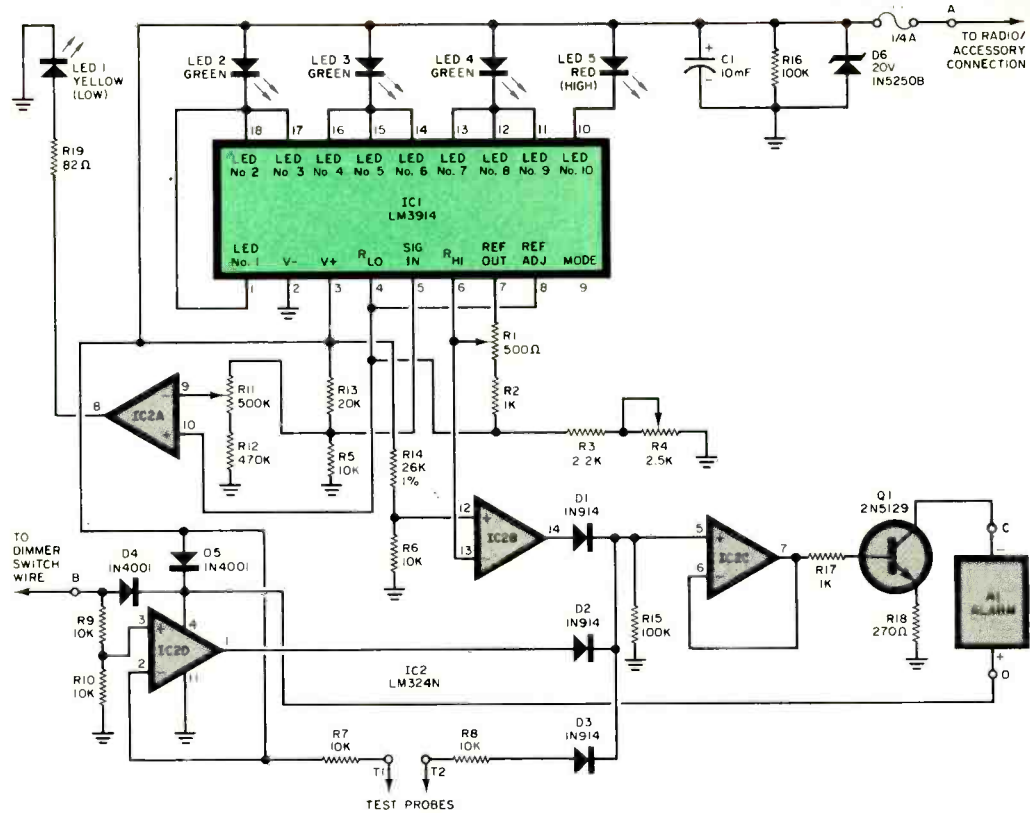


Fig. 1. There are two ICs in the circuit: a display driver and a quad op amp.

PARTS LIST

- A1—6-V minibuzzer
- C1—10-µF, 25-V electrolytic
- D1,D2,D3—1N914 or equal silicon diode
- D4,D5—1N4001 or equal silicon rectifier
- D6—1N5250B or equal 20-V, 500-mW zener diode
- F1—¼-A fuse
- IC1—LM3914N dot/bar graph display driver
- IC2—LM324N quad op amp
- LED1—Yellow LED
- LED2, LED3, LED4—Green LED
- LED5—Red LED
- Q1—2N5129 or equal general-purpose npn transistor

- R1—500-Ω pc trimmer potentiometer
- R2,R17—1-kΩ, ¼-W, 10% resistor
- R3—2.2-kΩ, ¼-W, 10% resistor
- R4—2.5-kΩ, pc trimmer potentiometer
- R5,R6—10-kΩ, ¼-W, 1% resistor
- R7,R8,R9,R10—10-kΩ, ¼-W, 10% resistor
- R11—500-kΩ, pc trimmer potentiometer
- R12—470-kΩ, ¼-W, 10% resistor
- R13—20-kΩ, ¼-W, 1% resistor
- R14—26-kΩ, ¼-W, 1% resistor
- R15,R16—100-kΩ, ¼-W, 10% resistor
- R18—270-Ω, ¼-W, 10% resistor
- R19—82-Ω, ¼-W, 10% resistor

Misc.—Printed circuit board, fuse holder, alligator clips, wire, acrylic panel, small right-angle brackets, screws, solder, etc.

Note: A complete kit of parts, including the circuit board but not the front panel, is available from **MAGICLAND**, 4380 South Gordon Ave., Fremont, MI 49412 for \$27.50 postpaid in the United States. Also available separately from **Danocinths, Inc.**, PO Box 261, Westland, MI 48185; pc board for \$7.00 postpaid. Ask for part number **F402**. Michigan residents, add 4% sales tax.

noninverting input of IC2A is connected to pin 4 of IC1 and its inverting input to voltage divider R11/R12. The inverting input of IC2A is at a potential slightly less than one-third that of the supply. Trimmer R11 is adjusted so that LED1 (which alerts the driver to the presence of an abnormally low voltage in the electrical system), just lights when the supply voltage drops below the value that turns on LED2, which is about 12 volts. This is the same point at which the potential at the inverting input of IC2A drops below the potential at pin 4 of IC1. Notice that the R11/R12 voltage divider is required since, if the inverting

input of IC2A were connected directly to pin 5 of IC1 (which, at first glance, would seem the thing to do), IC2A wouldn't turn on until the supply voltage dropped below 11.67 volts. Also remember that IC1's LED No. 1 output doesn't turn on until the supply voltage exceeds approximately 12 volts. The output of IC2B is connected, through D1, to the noninverting input of IC2C, which functions as a buffer. The output of IC2C is connected to the base of Q1, which drives alarm A1. Transistor Q1 also reduces the loading on IC2C, which could cause instability.

Power for IC2, through D4 and D5.

is from two different sources—the radio accessory connection at the vehicle fuse block which leads to point A on the circuit board, and a headlight dimmer switch connection which leads to point B. The radio accessory connection is "hot" only when the ignition switch is on, and the dimmer switch connection is hot only when the headlights are on. Thus, IC2 is powered when either (or both) the ignition switch or the headlights are on. Due to R9 and R10, IC2D's noninverting input has a potential of one-half the battery voltage when the headlights are on, and 0 volt when they are off. The inverting input to IC2D is equal

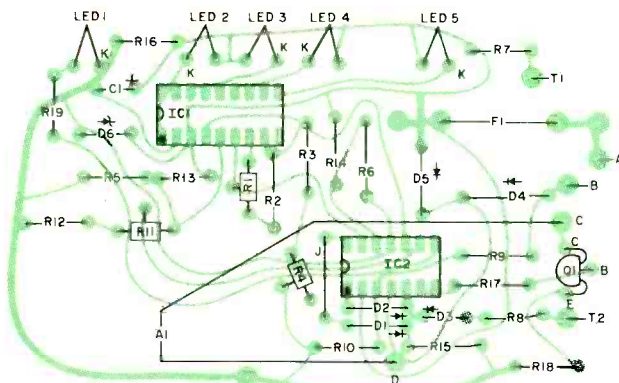
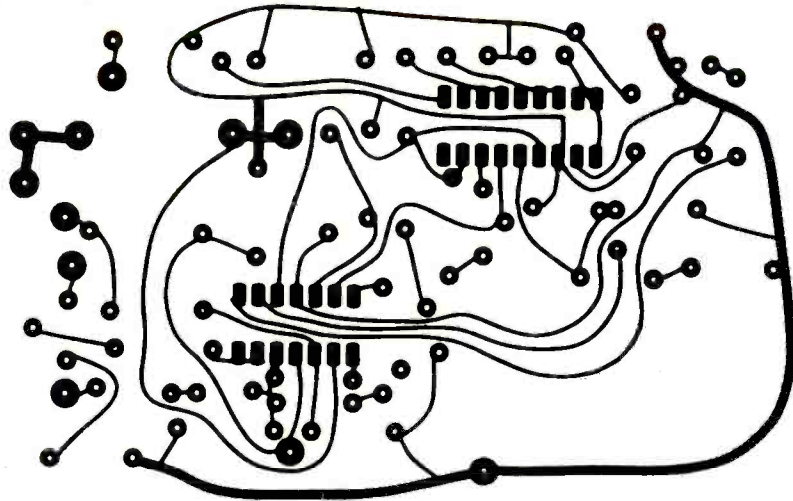


Fig. 2. Exact-size foil pattern (top) and component layout. Use 1/8" drill bit for holes marked with an "X."

to the battery voltage when the ignition switch is on and is at zero otherwise. Thus, when the headlights are on but the ignition is off, IC2D switches on, which, in turn (through D2, IC2C, and Q1), turns on the alarm.

The theory behind the operation of the audible continuity tester portion of MESMAT is simple. When a sufficiently low resistance exists between points T1 and T2, the positive voltage from T1 is applied to pin 5 of buffer IC2C through D3. The buffer, in turn, provides a current to the base of Q1, which then provides sufficient current to operate A1. Fuse F1 maintains the auto's electrical system reliability and zener diode D6 increases MESMAT's reliability.

Construction. The circuit can be assembled on a pc board such as that shown in Fig. 2. Connect A1's black (negative) lead to point C on the circuit board and its red (positive) lead to point D. For use as an audible continuity tester, connect short lengths of flexible wire, with an alligator clip at

one end, to points T1 and T2 on the circuit board.

While the circuit board can be mounted in any small enclosure, the prototype had only a colored acrylic front panel, with the bulk of the circuit board exposed. Holes in the front panel were drilled for the LEDs, and two small right-angle brackets were used to attach the front panel to the circuit board. The front panel is used only for cosmetic reasons, as the circuit board can be mounted to the auto's instrument panel.

Before applying power, check polarities of the LEDs, diodes, buzzer, and capacitor. Also, check to make sure you have installed the ICs and transistor properly.

Testing and Adjustment. A dc power supply, continuously adjustable from 0 to 18 volts or more, and a dc voltmeter are required. (The current requirements of the supply are less than 50 mA.) Set trimmer pots (R1, R4, and R11) to their approximate midpoint. Connect the power supply's ground to the circuit ground and the

supply's positive terminal to point A on the circuit board.

Set the voltmeter to measure 1.2 volts and connect its negative lead to pin 4 of IC1 and positive lead to pin 6. Adjust R1 for a 1.1-volt meter indication. Then set the voltmeter so it will be able to measure 20 volts and connect its negative lead to ground and its positive lead to point A. Adjust the power supply until the meter indicates 12.0 volts, and adjust R4 until LED2 just barely goes off. (Make sure that LED3 doesn't glow when LED2 is not illuminated.)

For the final adjustment, leave the power supply set at 12.0 volts and adjust R11 so that the yellow LED just barely glows.

To check the adjustments, set the power supply at 5 volts, and note that LED1 (yellow) starts to glow, and remains on to 11 volts. At 12.2 volts, LED2 (green) should be lit but LED1 should go off. (Note: As long as the voltage is over 5 volts, at least one of the LEDs should be lit at all times.) As the voltage is increased to 13.3 volts, LED2 should be off and LED3 (green) should glow. At 14.4 volts, only LED4 (green) should glow. At 15.5 volts, LED5 (red) should glow. As the voltage is increased over 17 volts, LED5 should still be lit but the alarm will sound. If necessary, readjust R1, R4 and/or R11. Note that, if you desire the alarm to sound off at a specific voltage of your choosing, replace R14 with a 50,000-ohm potentiometer and adjust it so the alarm sounds off at your specified voltage.

To check the headlight-on reminder circuit, set the supply to 12 volts and disconnect the power supply's positive supply lead from point A on the circuit board and connect it to point B. The alarm should sound off. Temporarily connect a jumper wire from point A to point B. The alarm should immediately be silenced.

To check out the optional continuity tester, short the two alligator clips (T1 and T2) together. The alarm should sound off immediately. Be sure you remove the temporary jumper between points A and B before installation in the vehicle.

Installation. The circuit board is designed to be mounted, foil side up, to the underside of the auto's instrument panel. Use two suitable screws (sheet metal screws will usually work) and two nonconducting thick washers or short spacers. Other types of mounting, including recess, can be used with slight modifications. Al-

J&R MUSIC WORLD

TOLL FREE: (800)221-8180 or (800)221-8330
 IN NEW YORK CALL: (212)753-8600

"WE'RE NO. 1 & TRYING HARDER!"

THIS MONTH'S SUPER SPECIALS!

VIDEO and AUDIO

● VIDEO RECORDER

- PANASONIC PV-1470 (VHS Recorder) 1899
- RCA VR-250 (VHS Recorder) 1799
- SONY SL-5800 (Beta Recorder) 1025
- JVC HR-7300 (VHS Recorder) 1779
- PANASONIC PV-4450 (Beta VHS w/Hi-Fi) 1995
- RCA VR-170 (VHS VCR) 1879
- JVC HR-2200 (Port VHS) 1879

● STEREO-TO-GO

- SONY WALKMAN II (Cass. Stereo) 129.90
- AKAI S-500 (Cass. Mini) 149.90
- AWA CS-1 (Cass. VHS Stereo) 184.90
- SONY SFF-40 (FM Stereo) 169.90
- PANASONIC RP-33 (Casseta Stereo) 74.90
- TOSHIBA KTS1 (Cass. FM Stereo) 134.90

● HI-FI

- PIONEER SX-5 (Receiver) 224.90
- PIONEER SX-7 (Receiver) 349.90
- TECHNICS SL-303 (Turntable) 199.90
- DUAL GZ-55 (Turntable w/CD) 209.90
- TEAC V-9 (Cassette Deck) 139.90
- TECHNICS RSW-260 (Cassette Deck) 249.90

● COLOR T.V.

- SONY KV-1211 (Remote) 1449
- SONY KV-1515 (11" Screen) 1399
- SONY KV-1768 (11" Screen) 1550
- SONY KV-1968 (12" Remote) 1569

*ALL COLOR TELEVISIONS SHIPPED FREIGHT COLLECT ONLY.

● VIDEO ACCESSORIES

- ROBINS BULK BRUSH 29.95
- TELEADAPTER TE-200 29.95
- VIDIUS DUST COVER 14.95
- VIDEOTAPE DETAILER II 169.95

● HEADPHONES

- SONY MDR-3 34.90
- SONY MDR-5/MC 64.90
- SONY MDR-7 49.90
- KOSS SR (Stereo) 29.90
- KOSS PRO-4 AA 29.90
- AUDIO-TECHNICA ATM-1 (Mono) 52.00

ELECTRONICS

● CALCULATORS

- CASIO VL-80 (Memory) 39.90
- CANON PD-100 (Printer) 64.90
- TI-59 (Programmable) 139.90
- HP-38C (Financial) 129.90
- PANASONIC JR-8336 (Lock Calc.) 44.90

● ANSWERING MACHINES

- CODE-A-PHONE 1550 (w/Telephone) 1229
- PANASONIC KXT-4530 (Remote w/VCR) 1335
- RECORD-A-CALL 80-A (Remote) 1229
- PHONE-MATE 900 (w/Answer) 190

● SCANNERS

- BEARCAT THIN SCAN (Aircraft Trans) 1129
- BEARCAT ALERT (Weather) 139.90
- BEARCAT 300 (1200 Lines) 37.90

● CLOCK RADIOS

- SONY IC-12 (Cushion Lock) 34.90
- SONY IC-15 (AM/FM) 42.90
- MIRA 609 (Wired) 37.90
- PANASONIC RC-68 (FM/AM) 37.90

● WATCHES

- CASIO CA-90 (Calculator) 39.90
- CASIO SA-30 (Radio) 23.90
- CASIO C-701 (Calculator) 54.90
- CASIO F-82 (Stopwatch Alarm) 24.90

● TELEPHONES

- G-11 (Flipphone) 39.90
- WECOR 727 (Telephone) 154.90
- MIRA 609 (Wired) 159.90
- WECOR 385 (Wired) 159.90
- FREEDOM PHONE F3500 (w/Answer) 225

CAR STEREO

● IN-DASH CASSETTE

- PIONEER KE-5100 (Dyna-Belt) 209.90
- SANYO FC-12 (Push-Button) 114.90
- CALORION CLA-5530B (P/B Auto Rev.) 179.00
- SONY XR-77 (FM/AM Cassette) 299.90
- JENSEN JS-512 (Push-Button) 245.90

● CAR SPEAKERS

- JENSEN J-1033 (6 1/2" In) 83.90/PAIR
- JENSEN J-1031 (6 1/2" Coax In) 62.90/PAIR
- PIONEER TS-20 (Box In) 139.90/PAIR
- PANASONIC SA-900 (6 1/2" In) 109.90/PAIR
- SONY XS-66 (6 1/2" In) 109.90/PAIR

● RADAR DETECTORS

- FUZZBUSTER ELITE 119.90
- FUZZBUSTER (Remote Wireless) 134.90
- FUZZBUSTER (Superhet) 199.50
- FOX VIXEN 224.90
- FOX REMOTE 199.50
- RADAR INTERCEPT (Superhet) 199.50

BLANK CASSETTES

● AUDIO (MINIMUM ORDER 12 TAPES)

- AMPEX Metal C-60 4.99
- BAF Plus for C-60 2.75
- FULL FLIGHT C-60 2.99
- SCOTCH HighGrade C-60 3-Pak 3.25
- SCOTCH Master C-60 3.49
- SCOTCH Master C-60 2-Pak 2.99
- MEMorex Hi-Bias C-60 1.59
- SONY LW C-60 1.29
- SONY Fe C-60 1.04
- TDK UD01 (Head Demag) 1.64
- TDK D C-60 1.04
- TDK AD C-60 1.29
- TDK SA C-60 1.04
- TDK MA C-60 (Metal) 1.79
- TDK SA C-90 4.75
- MAXELL UD1 (or UD1L) C-60 3.29
- MAXELL UD1 (or UD1L) C-90 3.29
- MAXELL UD C-90 2.69
- MAXELL UD 35-90 3.99
- MAXELL MOM 150 (Ward Demag) 1.99
- MAXELL 15-44 (2000) Beta 16.95

● VIDEO

- WE CARRY VIDEO TAPES BY AMPEX, BASF, FUJI, JVC, MAXELL, MEMorex, PANASONIC, ALL BETA, ALL VHS 10.95
- ALL BETA 150 12.95
- ALL BETA L-750 14.95
- ALL VHS 120 (Excerpt HGI) 12.95
- ALL VHS 120 (Beta) 229.50
- ATARI Video Game CX-2600 139.95
- ATARI Space Invaders 24.95
- ATARI Asteroids 29.95
- ALL MATTEL GAME CARTRIDGES 24.50
- ALL ATARI GAME CARTRIDGES AVAILABLE 24.95
- DISC WASHER (3-D System) 9.95
- DISC WASHER (Desk) 34.95
- AMPEX 1120 (12.95) AMPEX L500 9.95
- FULL 120 13.95 FULL 160 12.95
- BASF L500 (Pure Chromium) 9.95
- BASF L120 (Pure Chromium) 13.95
- MAXELL LCL-10 (Beta Cleaner) 16.95
- MAXELL LCL-10 (Beta Cleaner) 16.95
- TEC-120 14.49 TDK WGT-120 9.95


WE STOCK RAW, COLOR TV's, VHS AND BETA VIDEO RECORDERS AND HOME MOVIES FROM ALL MAJOR HOLLYWOOD STUDIOS. SEND FOR FREE CATALOG

REMEMBER: J&R'S POLICY IS TO MEET OR BEAT ANY PRICE

HOW TO ORDER BY MAIL: FOR PROMPT AND COURTEOUS SHIPMENT, SEND MONEY ORDER, CREDIT CARD, CASHIER'S CHECK, MASTERCARD, VISA, (include card number, expiration date and signature) DO NOT SEND CASH, PERSONAL AND BUSINESS CHECKS. MUST CLEAR OUR BANK BEFORE SHIPMENT. SHIPPING AND INSURANCE CHARGE IS 4% OF TOTAL ORDER WITH A \$3.95 MINIMUM CHARGE. NEW YORK STATE RESIDENTS MUST ADD SALES TAX. ALL MERCHANDISE IS BRAND NEW, FACTORY FRESH AND 100% GUARANTEED.

23 PARK ROW, Dept PE, NEW YORK CITY, 10038
 SEND FOR FREE 200 PAGE AUDIO/VIDEO CATALOG

CIRCLE NO. 25 ON FREE INFORMATION CARD



Internal view of the authors prototype.

though the author's prototype doesn't have a cabinet all that is really visible to the driver is the front panel.

After you have attached the project to the instrument panel, connect a wire from its ground connection to the auto's ground. A nearby screw which threads into a metal chassis or body part is usually satisfactory. Next, connect a wire from point A to the auto's radio or accessory connection at the fuse block. (A connection can be made at the fuse block without soldering by bending a thin solder lug into a semicircle and squeezing it between the fuse and fuseholder.) Use your VOM to make sure this connection is only "hot" when the ignition switch is "on." Note: Whenever you make a connection to a fuse block, always check that the connection is made to the "protected" side—the side that is "dead" when the fuse is removed.

Connect point B on the circuit board to a connection at the dimmer switch that is "hot" whenever the headlight switch is "on." The position of the dimmer switch shouldn't matter. If you are on the ultra-cautious side, add a 1/4-amp in-line fuse in series with the wire to point B on the circuit board.

If you don't like to see the continuity tester's leads dangle when they aren't in use, simply clip the alligators to the bottom of the front panel.

Use. When the voltage of the electrical system is within normal limits (about 12 to 15 volts) one of the green LEDs will glow. Sometimes two LEDs glow at one time, but usually, the center or right green LED will be glowing. Under a heavy electrical load (as happens when the headlights,

wipers, fan and electrical defrost are on at the same time) the left green LED may be the only one on. If the yellow LED glows for any extended time, the battery is being discharged and you most likely have some trouble with the alternator or battery. Another possibility is that there is an excessive load due to some short or a malfunction in an electrical part.

When there is little electrical load, it is usually OK for the right green LED and red LED to glow at the same time. However, if the red LED alone stays on for an extended time, you may have voltage-regulator problems. (Immediately after some cold weather starts, the red LED may glow for a few minutes. This is OK.) If the red LED comes on and the alarm sounds off, the voltage in the electrical system of the auto exceeds approximately 16.5 volts, which can cause a multitude of problems with the electrical system—ruined battery, short headlight life, and blown fuses. The difficulty should be determined and repaired as soon as possible.

The headlight-on reminder causes the alarm to sound off if you leave the headlights on and turn the ignition switch off. If you wish to operate the headlights with the engine off and not listen to the alarm, place the ignition switch in the accessory position.

The built-in audible continuity tester can be used to check questionable fuses and bulbs. Simply touch the alligator clips to the appropriate contacts on the fuse or bulb. If the alarm sounds, the part is OK.

In addition to being a worthy accessory for an automobile, MESMAT can be useful in a boat or any other vehicle that uses a 12-V battery. ♦

Introducing the first no crystal hand-held scanner. The Bearcat® 100.



Now you can have the one scanner you've always wanted—a no crystal, fully synthesized hand-held scanner. The incredible, new, Bearcat 100.

Push button programming.

The new Bearcat 100 works just like the full size, no crystal Bearcat Scanners. Push button controls tune in all police calls, fire calls, weather warnings, and emergency information broadcasts, the split second they happen. Automatically.

All the features you want.

16 channels for storing

frequencies. 8 band coverage—including high, low, UHF and "F" public service bands; both the 70 cm and 2 meter amateur bands; plus, for the first time ever, both the military and federal government land mobile bands. Both automatic and manual search, lockout, scan delay, direct

channel access. Even a liquid crystal display. Flexible antenna, earphone, AC adapter/battery charger and carry case are included.

Your Bearcat Dealer wants to hand you an earful.

See your Bearcat Dealer now for a demonstration of the amazing, new Bearcat 100. Get complete information about the world's one and only hand-held, no crystal scanner.

BEARCAT® SCANNERS

Electra Electra Company
Division of Masco Corp. of Indiana
300 East County Line Road
Cumberland, Indiana 46229
International Business Office
Suite 102, 1828 Swift
North Kansas City, Missouri 64116

BY RANDY CARLSTROM

DESIGNING WITH THE

8080 MICROPROCESSOR

Part 4: A Typical Program



PREVIOUS parts of the article have described how a typical microprocessor works and gave design details for a practical module. Last month, we covered the details of designing software for the system. Here is an example.

Morse Receiving Program. What would Samuel F.B. Morse have thought if he had heard his code being sent at 100 words per minute at the same time it was being printed out on a printer or television screen? Actually, the process involved in such a scheme is fairly simple and straight forward (if you happen to have a microprocessor). The procedure involves converting Mr. Morse's combinations of dots and dashes (which may come from a shortwave receiver) into a more modern and usable code called *ASCII* (American Standard Code for Information Interchange). ASCII is a widely-used code in which 96 displayable characters (letters, number, etc.) and 32 non-displayable control characters are each assigned a unique 7-bit code. For instance, the character "A" is represented in the ASCII code as 41₁₆; the character "3" is assigned the code 33₁₆ (see Fig. 22). Many of today's computers communicate with each other using the ASCII code, and ASCII has

even found its way into radio.

The 8080 readily handles the ASCII code since each register and memory location is capable of holding one ASCII character code. Occasionally the unused eighth bit (MSB) is utilized as a *parity bit*, which serves to minimize data errors when large amounts of information are being transferred. (This is the principal use of the Parity flag-related instruc-

tions in the 8080 instruction set.) The parity bit will not concern us in our discussions, however; we will assume it is always 0.

The Morse code is comprised of two types of marks—the dot and dash—and three types of spaces—the mark space, character space, and word space. Theoretically, the length of a dash is three times the length of a dot. Likewise, a

Character	ASCII Code (hex)	Morse Code	Character	ASCII Code (hex)	Morse Code
A	41	• —	0	30	— — — — —
B	42	— • • •	1	31	• — — — —
C	43	— • — •	2	32	• • — — —
D	44	— • •	3	33	• • • — —
E	45	•	4	34	• • • • —
F	46	• • — •	5	35	• • • • •
G	47	— — •	6	36	— • • • •
H	48	• • • •	7	37	— — • • •
I	49	• •	8	38	— — — • •
J	4A	• — — —	9	39	— — — — •
K	4B	— • —	.	2E	• — • — • —
L	4C	• — • •	,	2C	— — • • — —
M	4D	— —	?	3F	• • • • • •
N	4E	— •	:	3B	— • — — • •
O	4F	— — —	;	3A	— — — • • •
P	50	• — — •	(28	— — — — —
Q	51	— • • —	/	2F	— • • — • •
R	52	• — • •	-	2D	— • • • —
S	53	• • •	End of mes-	—	• — — — •
T	54	—	sage	—	• • • • •
U	55	• • —	Wait	—	• — • • •
V	56	• • • —	End of work	—	• • • — • •
W	57	• — —	Invitation to	—	— • • — — •
X	58	— • • —	transmit	—	— • • — — •
Y	59	— • — —	Error	—	• • • • • •
Z	5A	— — • •			

Fig. 22. The ASCII code for the Morse symbols.

mark space is equal in length to a dot, a character space equal to a dash, and a word space equal to seven dots.

Ideally, a Morse recognition algorithm would test mark and space lengths at the points half-way between mark and space types, e.g., 2/3 of a dash would be the "critical point" for deciding if a received mark was a dot or a dash, etc. However, after much experimentation with these critical points, a slightly modified algorithm was obtained. For instance, it was observed that many users of the code (hams in particular) tend to cut character spaces too short, which would confuse the ideal algorithm. For this reason, the character space critical point was changed from the ideal 2/3 dash to 1/2 dash (a 17% reduction), which enhanced character-recognition probability. A similar change was made for dot recognition for the same reason. Attempting to change or experiment with these critical points in a random-logic implementation of the code converter would be a large chore in itself.

The program has incorporated into it a subroutine for checking some types of noise often encountered while receiving Morse code on a radio receiver. This routine has proven to be quite effective in discriminating between some types of random noise and Morse code. In this respect, the routine can be thought of as a "software noise blanker." The "bandwidth" can be adjusted simply by changing the value of a parameter byte at memory location 010C of the program (the beauty of using a microprocessor). The bandwidth, and therefore the maximum code speed that may be accurately received, is inversely proportional to the numeric value stored in this memory location.

The Morse program assembly listing is shown here. The source program, which appears in the third column, was assembled beginning at memory location 0. The memory locations in the first column are followed by the object code contained, or assembled, into them. The second column lists the line numbers of the source program which are of no particular significance to the program itself.

Throughout the source program are "labels" to the immediate left of some of the instruction mnemonics. These labels represent relative addresses which are later assigned memory addresses during the assembly process. Labels allow the source program to reference other parts of the program (such as subroutines) without the need of knowing their memory addresses. For example, to Call the subroutine which checks for noise (labeled "VLDMK"), the corresponding source program instruction would be written as CALL VLDMK. VLDMK symbolizes the beginning address in pro-

gram memory of the noise-checking subroutine. A list of all labels used in the Morse program, followed by their computed values and source program line numbers that use them, appears at the end of the assembly listing.

When assembling a source program by hand, the numeric values of any labels used must be determined before the corresponding machine language instructions can be completely assembled (labels will usually complete an instruction's operand, such as an address). In the case of the VLDMK label, its address was determined to be 0104₁₆ after counting the number of bytes that preceded it in memory. So, in this case, "CALL VLDMK" and "CALL 0104H" are equivalent instructions and may be used interchangeably in the

source program. It is more convenient, however, to use the symbolic label representation since the memory address may not even be known until the source program is completed. For this reason, and the fact that program changes are almost inevitable in the course of writing new programs (which will most likely change all the memory addresses of the instructions following the program changes), it is recommended that calculating memory addresses be one of the last steps performed when writing new programs. Using labels freely throughout the source program will help avoid some of the tedious work when program changes have to be made.

The next part of this article will cover the hardware implementation of the CPU module. ◇

MORSE-TO-ASCII CONVERSION PROGRAM

```

0000          0100  ORG 0000
0000          0105  *
0000          0110  LEN EQU 64          TERMINAL WIDTH
0000          0115  CW EQU 0FCH        MORSE INPUT PORT
0000          0120  MASK EQU 01        DATA INPUT BIT 0 HAS MORSE
0000          0125  PSTN EQU 0BFFH     LOCATE PSTN BYTE AT END OF RAM AREA
0000          0130  *
0000          0135  * * * * *
0000          0140  *
0000          0145  * * * MORSE-TO-ASCII CONVERSION PROGRAM * * *
0000          0150  *
0000          0155  * WRITTEN BY *
0000          0160  *
0000          0165  * * * RANDY CARLSTROM, 9/78 * * *
0000          0170  *
0000          0175  * * * * *
0000          0180  *
0000          0185  * * * MORSE RECOGNITION ALGORITHM * * *
0000          0190  *
0000          0195  * IF THE NEW MARK LENGTH IS GREATER THAN OR
0000          0200  * EQUAL TO TWICE THE LENGTH OF THE LAST MARK, THE
0000          0205  * NEW MARK IS STORED AS A DASH. IF THE NEW MARK
0000          0210  * LENGTH IS LESS THAN ONE-HALF THE LENGTH OF THE
0000          0215  * LAST MARK, THE NEW MARK IS STORED AS A DOT. IF
0000          0220  * THE NEW MARK DOES NOT FALL INTO EITHER ONE OF
0000          0225  * THESE CATEGORIES, THE NEW MARK IS STORED AS THE
0000          0230  * SAME TYPE AS THE LAST MARK.
0000          0235  * IF A SPACE LENGTH REACHES ONE-HALF THE
0000          0240  * LENGTH OF THE LAST DASH, A CHARACTER SPACE HAS
0000          0245  * BEEN RECEIVED AND THE ELEMENTS ARE ASSEMBLED AND
0000          0250  * CONVERTED TO THE CORRESPONDING ASCII CHARACTER.
0000          0255  * THE CHARACTER IS THEN PRINTED AT THE OUTPUT
0000          0260  * PERIPHERAL AND SPACE MEASUREMENT CONTINUES.
0000          0265  * IF THE SPACE LENGTH REACHES THREE-HALVES THE
0000          0270  * LENGTH OF THE LAST DASH, A WORD SPACE HAS BEEN
0000          0275  * RECEIVED AND THE SPACE IS PRINTED.
0000          0280  *
0000          0285  * * * * * REGISTER ALLOCATION * * * * *
0000          0290  *
0000          0295  * B = DASH REG. C = DOT REG. D = LAST MARK LENGTH
0000          0300  * E = LAST MARK TYPE: 00 = DOT, 01 = DASH
0000          0305  * H = MARK/SPACE COUNTER L = LAST DASH LENGTH
0000          0310  *
0000          0315  * * * * * * * * * * * * * * * * * * * * * *
0000          0320  *
0000          0325  DI          DISABLE INTERRUPTS
0000          0330          LXI SP,0BFDH  INITIALIZE STACK POINTER IN RAM
0000          0335          CALL CRLF    START A NEW OUTPUT LINE
0000          0340          LXI H,0040H  LAST DASH LENGTH = 64; COUNTER = 0
0000          0345          LXI D,2000H  LAST MARK LENGTH = 32; LAST MARK = DOT
0000          0350          LXI B,0000   CLEAR DOT AND DASH REGISTERS
0000          0355  *
0000          0360  * * * * *
0000          0365  *
0000          0370  * * * * * * * * * * * * * * * * * * * * * *
0000          0375  *
0000          0380  WAIT  CALL VLDMK   IS THERE A VALID MARK YET?
0000          0385          JC WAIT    NO: WAIT
0000          0390  NEWMK  CALL MKTYP YES: FIND MARK TYPE AND STORE IT
0000          0395          MVI H,00   CLEAR MARK/SPACE COUNTER
0000          0400  SPTYP  CALL VLDMK IS THERE A VALID MARK YET?
0000          0405          JNC NEWMK YES: PROCESS NEW MARK
0000          0410          ORA A      NO: CLEAR CY FLAG AND
0000          0415          MOV A,H   CHECK SPACE LENGTH
0000          0420          RAL      REG. A = 2 * CURRENT SPACE LENGTH
0000          0425          CMP L     SPACE >= 1/2 LAST DASH? (CHAR. -SPACE)
0000          0430          JC SPTYP  NO: CONTINUE MEASURING SPACE LENGTH
0000          0435          CALL CONV  YES: CONVERT MORSE TO ASCII

```

FREE...

Catalog of great gift ideas



You'll find the right gift for all the electronics buffs on your Christmas list - from clocks and radios to gas-saving car accessories to computers - all in easy-to-build, money-saving kits. Prices start at under \$20.



This year, shop the fast, easy way in the Heathkit Catalog.

Heathkit®

If coupon is missing, write Heath Co., Dept. 010-842 Benton Harbor, MI 49022.

Send to: Heath Co., Dept. 010-842 Benton Harbor, MI 49022.

Send my free Heathkit Catalog now. I am not currently receiving your catalog.

Name _____

Address _____

City _____ State _____

CL-745 Zip _____

8080 microprocessor

```

002B CD BB 00      0440      CALL OUT      AND PRINT IT, THEN
002E CD DB 00      0445      CALL IPSTN    UPDATE PRINTER POSITION
0031 FE 3E          0450      CPI LEN-2     DO A CR/LF IF AT END OF LINE
0033 D4 AC 00      0455      CNC CRLF
0036 CD 04 01      0460 GENSP CALL VLDHK IS THERE A VALID MARK YET?
0039 D2 16 00      0465      JNC NEMMK     YES: PROCESS NEW MARK
003C B7            0470      ORA A         NO: CLEAR CY FLAG AND
003D 7D            0475      MOV A,L      CHECK SPACE LENGTH
003F 1F            0480      RAR
003F 85            0485      ADD L
0040 3D            0490      DCR A
0041 BC            0495      CMP H
0042 D2 36 00      0500      JNC GENSP
0045 CD E3 00      0505      CALL SPOUT
0048 C3 10 00      0510      JMP WAIT
004B              0515      *
004B              0520      *
004B              0525      *
004B              0530      *
004B              0535      *
004B              0540      *
004B              0545      *
004B              0550      *
004B              0555      *
004B              0560      *
004B              0565      *
004B              0570      *
004B 7A            0575 MKTYP MOV A,D
004C 17            0580      RAL          REG. A = 2 * LAST MARK LENGTH
004D 3D            0585      DCR A
004E BC            0590      CMP H
004F D2 5F 00      0595      JNC DOT      MARK >= 2 * LAST MARK LENGTH? (DASH)
0052 54            0600 DASH MOV D,H   NO: GO SEE IF A DOT
0053 6C            0605      MOV L,H      YES: UPDATE LAST MARK LENGTH REGISTER
0054 1E 01         0610      MVI E,01    AND LAST DASH LENGTH REGISTER
0056 78            0615      MOV A,B      UPDATE LAST MARK TYPE REGISTER
0057 07            0620      RLC          SHIFT A "1" INTO DASH REGISTER
0058 F6 01         0625      ORI 01
005A 47            0630      MOV B,A
005B 79            0635      MOV A,C      SHIFT A "0" INTO DOT REGISTER
005C 07            0640      RLC
005D 4F            0645      MOV C,A
005E C9            0650      RET          A DASH WAS RECEIVED AND STORED; RETURN
005F 7C            0655 DOT MOV A,H
0060 17            0660      RAL          REG. A = 2 * CURRENT MARK LENGTH
0061 3D            0665      DCR A
0062 BA            0670      CMP D
0063 D2 72 00      0675      JNC SAME
0066 54            0680 DOTT MOV D,H   IS MARK < 1/2 LAST MARK LENGTH? (DOT)
0067 1E 00         0685      MVI E,00    NO: WAS THE SAME AS LAST MARK
0069 79            0690      MOV A,C      YES: UPDATE LAST MARK LENGTH REG.
006A 07            0695      RLC          AND LAST MARK TYPE REGISTER
006B F6 01         0700      ORI 01      SHIFT A "0" INTO DASH REGISTER
006D 4F            0705      MOV C,A
006E 78            0710      MOV A,B
006F 07            0715      RLC
0070 47            0720      MOV B,A
0071 C9            0725      RET
0072 7B            0730 SAME MOV A,E   A DOT WAS RECEIVED AND STORED; RETURN
0073 1F            0735      RAR          GET LAST MARK TYPE
0074 DA 52 00      0740      JC DASH     WAS IT A DASH?
0077 C3 66 00      0745      JMP DOTT    YES: GO TO DASH ROUTINE
007A              0750      *          NO: GO TO DOT ROUTINE
007A              0755      *
007A              0760      *
007A              0765      *
007A              0770      *
007A              0775      *
007A              0780      *
007A              0785      *
007A              0790      *
007A              0795      *
007B 07            0800 CONVT MOV A,C   GET DOT REGISTER
007C 80            0805      RLC          MULTIPLY IT BY 2
007D 01 00 00      0810      LXI B,0000  AND ADD DASH REGISTER
0080 E5            0815      PUSH H      READY DOT AND DASH REG. FOR NEXT CHAR.
0081 21 19 01      0820      LXI H,TABLE POINT TO TABLE STARTING ADDRESS
0084 BE            0825 NEXT CMP H      FOUND CHARACTER?
0085 CA 94 00      0830      JZ ASCII   YES: CONVERT TO ASCII
0088 F5            0835      PUSH PSW   NO: SAVE UNIQUE CODE AND
0089 7E            0840      MOV A,H    CHECK FOR END OF TABLE
008A B7            0845      ORA A      END OF TABLE?
008B CA 98 00      0850      JZ ERROR  YES: NO MATCH WAS FOUND
008E F1            0855      POP PSW   NO: GET UNIQUE CODE BACK AND
008F 23            0860      INX H     BUMP REG. PAIR H TO NEXT
0090 23            0865      INX H     CHARACTER ADDRESS
0091 C3 84 00      0870      JMP NEXT  AND TRY AGAIN
0094 23            0875 ASCII INX H   POINT TO ASCII CHAR. IN TABLE
0095 7E            0880      MOV A,H   AND PUT IT IN REG. A
0096 E1            0885      POP H
0097 C9            0890      RET       RETURN WITH IT
0098 F1            0895 ERROR POP PSW  ELSE RETURN WITH A "*"
0099 E1            0900      POP H     IF NO MATCH WAS FOUND
009A 3F 2A         0905      MVI A,"*"
009C C9            0910      RET
009D              0915      *
009D              0920      *
009D              0925      *
009D              0930      *
009D              0935      *
009D              0940      *
009D              0945      *
009D              0950      *
009D              0955      *
009D              0960      *

```


8080 microprocessor

```

009D          0965 * A MARK MEASUREMENT, OR THE MORSE ALGORITHM WILL FAIL.
009D          0970 * INCREASING THE VALUE OF REGISTER PAIR B INCREASES THE
009D          0975 * LENGTH OF THE TIME DELAY, THEREBY DECREASING THE FINAL
009D          0980 * COUNT OF REG. H FOR A GIVEN MARK OR SPACE LENGTH.
009D          0985 *
009D C5       0990 DLY1  PUSH B
009E 06 03    0995      MVI B,03      PRESET VALUE FOR REG. B
00A0 0E 40    1000      MVI C,40H     PRESET VALUE FOR REG. C
00A2 0D       1005 LOOP1 DCR C        KILL SOME TIME...
00A3 C2 A2 00 1010      JNZ LOOP1
00A6 05       1015      DCR B
00A7 C2 A2 00 1020      JNZ LOOP1
00AA C1       1025      POP B
00AB C9       1030      RET
00AC          1035 *
00AC          1040 *
00AC          1045 * CRLF OUTPUTS A CARRIAGE-RETURN LINE-FEED WHEN CALLED.
00AC          1050 *
00AC 3E 0D    1055 CRLF  MVI A,0DH     OUTPUT A CR
00AE CD BB 00 1060      CALL OUT
00B1 3E 0A    1065      MVI A,0AH     OUTPUT A LF
00B3 CD BB 00 1070      CALL OUT
00B6 AF       1075      XRA A        SET PRINT POSITION COUNTER TO 0
00B7 32 FF 0B 1080      STA PSTN
00BA C9       1085      RET
00BB          1090 *
00BB          1095 *
00BB          1100 * OUT SENDS THE CHAR. TO BE PRINTED TO THE OUTPUT
00BB          1105 * DEVICE (CRT, PRINTER, ETC.). THERE IS RESERVED
00BB          1110 * STORAGE SPACE HERE FOR THE USER'S OWN OUTPUT ROUTINE.
00BB          1115 *
00BB C5       1120 OUT  PUSH B        MY OUTPUT DRIVER NEEDS THE CHAR.
00BC 47       1125      MOV B,A      IN REG. B
00BD CD 19 C0 1130      CALL 0C019H CALL MY MONITOR'S OUTPUT DRIVER
00C0 C1       1135      POP B      RESTORE REG. B
00C1 C9       1140      RET      AND WE'RE DONE!
00C2          1145      DS 4      HERE'S MORE STORAGE AREA FOR THOSE
00C6          1150      DS 4      LONGER OUTPUT ROUTINES...
00CA          1155      DS 4      THE CHAR. TO BE PRINTED IS IN REG. A
00CE          1160      DS 4      AND THE ROUTINE MUST END WITH A "RET."
00D2          1165      DS 4      ALL REGISTERS MUST BE UNALTERED UPON
00D6          1170      DS 5      RETURN, WITH THE EXCEPTION OF REG. A.
00DB          1175 *
00DB          1180 *
00DB          1185 * IPSTN INCREMENTS THE PRINT POSITION COUNTER ONCE
00DB          1190 * EACH TIME IT IS CALLED.
00DB          1195 *
00DB 3A FF 0B 1200 IPSTN LDA PSTN    BUMP PRINT POSITION ONE COUNT
00DE 3C       1205      INR A
00DF 32 FF 0B 1210      STA PSTN
00E2 C9       1215      RET
00E3          1220 *
00E3          1225 *
00E3          1230 * SPOUT OUTPUTS EITHER A SPACE OR A CR/LF, DEPENDING
00E3          1235 * ON IF WE ARE GETTING CLOSE TO THE END OF A LINE.
00E3          1240 * IN THIS WAY WORDS ARE NOT BROKEN BETWEEN LINES
00E3          1245 * OF OUTPUT.
00E3          1250 *
00E3 3A FF 0B 1255 SPOUT LDA PSTN    GET PRINT POSITION
00E6 FE 36    1260      CPI LEN-10  ARE WE NEAR END OF LINE?
00E8 DA EF 00 1265      JC PRSP    NO: CONTINUE ON SAME LINE
00EB CD AC 00 1270      CALL CRLF  YES: START A NEW LINE
00EE C9       1275      RET
00EF 3E 20    1280 PRSP  MVI A,' '    PRINT A SPACE
00F1 CD BB 00 1285      CALL OUT
00F4 CD DB 00 1290      CALL IPSTN UPDATE PRINT POSITION
00F7 C9       1295      RET
00F8          1300 *
00F8          1305 *
00F8          1310 * MKLEN MEASURES THE LENGTH OF A MARK. THE LENGTH
00F8          1315 * IS RETURNED IN REG. H, AND SHOULD NEVER BE
00F8          1320 * ALLOWED TO BE GREATER THAN 7FH (SEE DLY1).
00F8          1325 * REG. H IS INCREMENTED BY ONE IF A MARK IS NOT
00F8          1330 * PRESENT (SPACE) WHEN THIS ROUTINE IS CALLED.
00F8          1335 *
00F8 24       1340 MKLEN INR H      BUMP MARK LENGTH COUNT
00F9 CD 9D 00 1345      CALL DLY1
00FC DB FC    1350      IN CW
00FE E6 01    1355      ANI MASK   END OF MARK?
0100 C2 FE 00 1360      JNZ MKLEN  NO: BUMP COUNT AGAIN
0103 C9       1365      RET      YES: RETURN WITH MARK LENGTH
0104          1370 *
0104          1375 *
0104          1380 * VLDHK CHECKS THE VALIDITY OF A MARK. ANY MARK LENGTH
0104          1385 * LESS THAN 6 IS CONSIDERED NOISE, THE NOISE LENGTH
0104          1390 * BEING ADDED TO THE PRESENT SPACE LENGTH BEFORE RETURN.
0104          1395 * OTHERWISE THE VALID MARK LENGTH IS RETURNED IN REG. H.
0104          1400 * THE CY FLAG IS CLEARED UPON RETURN IF A VALID MARK
0104          1405 * WAS RECEIVED; OTHERWISE IT IS SET.
0104          1410 *
0104 E5       1415 VLDHK PUSH H      SAVE SPACE LENGTH TEMPORARILY
0105 26 00    1420      MVI H,00    SET UP TEMPORARY MARK COUNTER
0107 CD F8 00 1425      CALL MKLEN  MEASURE MARK LENGTH
010A 7C       1430      MOV A,H
010B FE 06    1435      CPI 06     VALID MARK? (BANDWIDTH IS SET HERE)
010D DA 13 01 1440      JC SPACE   NO: ADD MARK LENGTH TO SPACE LENGTH
0110 33       1445      INX SP     YES: NEW MARK; DON'T WANT OLD
0111 33       1450      INX SP     SPACE LENGTH ON STACK
0112 C9       1455      RET      RETURN WITH NEW MARK LENGTH AND CY = 0
0113 7C       1460 SPACE MOV A,H    ADD INVALID MARK LENGTH TO
0114 E1       1465      POP H     SPACE LENGTH
0115 84       1470      ADD H
0116 67       1475      MOV H,A    REG. H HAS ADJUSTED SPACE LENGTH

```

DECEMBER 1981

Limited time, introductory offer

Assembled
\$290.95
\$249.95

KIT
\$249.95
\$219.95



PACCOM 8085A MICROPROCESSOR TRAINING UNIT

Rated Best Value by instructors!

LEARN COMPUTING FROM THE GROUND UP!

- Design and code microprocessor software
- Use logic and bit manipulation techniques
- Enter and execute programs on your own computer
- Understand microprocessor architecture and support chips
- Control programmable input/output ports
- Implement real-time interrupt handling and data transfer
- Design your own micro-computer

Comes to you complete:

- Step by step instruction manual
- Operators manual
- 8085A sub-routine manual
- 352 page 8085A Cookbook
- 334 page 8080/8085A Software Design book- over 190 programs
- Fully expandable for other applications
- Deluxe operating system

Hardware:

- Fully assembled, tested 8085A unit
- CPU circuitry with 44 pin connector
- User determined BUS system
- Wire wrap area for buffers, gates, etc.
- Two sockets for EPROMS

CHECK YOUR CHOICE OF THESE
GREAT VALUES - ORDER TODAY

TRAINING UNITS	SAVE NOW
8085AKT Training Unit Kit	\$219.95
8085AAT Tr. Unit Assembl'd	\$249.95
SEPARATE UNITS	
8085AKC CPU Board Kit	\$129.95
8085AAC CPU Assembled	149.95
8085AKD Display Board Kit	89.95
8085AAD Display Board Assmbl'd	99.95
CPU Printed Circuit Board	26.00
Display Printed Circuit Bd	26.00
MANUALS	
8085A Cookbook	\$13.95
8085/8085 Software Book 1	10.95
8080/8085 Software Book 2	10.95
8255 PPI Interface	8.95
TEA Co-resident/Assembler Instruction Manual	10.95
Operator's Manual	3.00
8085A Sub-routines Manual	5.00

For orders under \$25.00, add \$2.00

Add 6% postage & handling. TOTAL \$
Washington residents add 5.4% sales tax.

ETRONIX 14803 NE 40th, PE12
Redmond, WA 98052

FOR IMMEDIATE DELIVERY CALL
TOLL-FREE 1-800-426-1044

TOTAL ENCLOSED \$

VISA MSTRCD BANK NO.

ACCT NO. EXP

NAME

ADDRESS

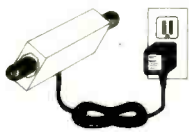
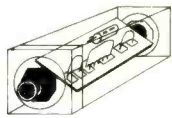
CITY PHONE

STATE ZIP

SEND FREE INTRO PLUS PARTS LIST

CIRCLE NO. 16 ON FREE INFORMATION CARD

SIMPLE SIMON KITS



ZYZZX
VHF-UHF WIDEBAND
ANTENNA AMPLIFIER
MODEL ALL-1
50 MHz — 900 MHz
12 dB GAIN ± 0.5dB

SIMPLE SIMON ELECTRONICS INTRODUCES

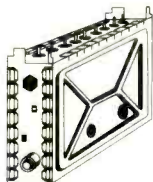
A REVOLUTIONARY NEW ONE STAGE HYBRID IC BROADBAND AMPLIFIER

This unit is not available anywhere else in the world. One unit serves many purposes and is available in Kit or Assembled form. Ideal for outdoor or indoor use. Input-output impedance is 75 ohms. Amplifier includes separate co-ax feed power supply. Easily assembled in 25 minutes. No coils, capacitors etc. to tune or adjust.

ALL-1 Complete Kit plus Power Supply \$24.95
ALL-1 Assembled / Tested plus Power Supply \$34.95

7 + 11 PARTS KITS

MITSUMI VARACTOR UHF TUNER Model UES-A56F \$34.95



Freq. Range UHF470 - 889MHz
Antenna Input 75 ohms
Channels 14-83 Output Channel 3

KIT NO	PART NO	DESCRIPTION	PRICE
1	VT1-SW	Varactor UHF Tuner, Model UES-A56F	\$34.95
2	CB1-SW	Printed Circuit Board, Pre-Drilled	18.95
3	TP7-SW	P.C.B. Potentiometers, 1-20K, 1-1K, and 5-10K ohms, 7-pieces	5.95
4	FR35-SW	Resistor Kit, 1/4 Watt, 5% Carbon Film, 32-pieces	4.95
5	PT1-SW	Power Transformer, PRI-117VAC, SEC-24VAC, 250ma	6.95
6	PP2-SW	Panel Mount Potentiometers and Knobs, 1-1KBT and 1-5KAT w/Switch	5.95
7	SS14-SW	IC's 7-pcs, Diodes 4-pcs, Regulators 2-pcs Heat Sink 1-piece	29.95
8	CE9-SW	Electrolytic Capacitor Kit, 9-pieces	5.95
9	CC33-SW	Ceramic Disk Capacitor Kit, 50 W.V., 33-pieces	7.95
10	CT-SW	Variable Ceramic Trimmer Capacitor Kit, 5-65pfd, 8-pieces	5.95
11	L4-SW	Coil Kit, 18mhs 2-pieces, .22µhs 1-piece (prewound inductors) and 1 T37-12 Ferrite Toroid Core with 3 ft. of #26 wire	5.00
12	ICS-SW	I.C. Sockets, Tin Inlay, 8-pin 5-pieces and 14-pin 2-pieces	1.95
13	SR-SW	Speaker, 4x6" Oval and Prepunched Wood Enclosure	14.95
14	MISC-SW	Misc. Parts Kit Includes Hardware, (8/32, 8/32 Nuts, & Bolts), Hookup Wire, Ant. Terms, DPDT Ant. Switch, Fuse, Fuseholder, etc.	9.95
When Ordering All Items, (1 thru 14), Total Price			139.95

ANTENNAS & ACCESSORIES

STVA-1STV	Yagi Antenna, 13.5 dB, 75 ohm, Chan. 42-54	\$9.95
STVA-2-STV	Yagi Antenna, 13.5 dB, 75 ohm, Chan. 20-28	9.95
	12 P/FT	
	FX-75 Coaxial 75 ohm Low Loss Ant. Cable	\$.39
	F-59 Coaxial Connectors ea	\$.39
	MT-1 Special UHF 75-300 DHM Matching Transformer ea.	\$1.45
	ALL-1 Indoor/Outdoor HYBRID IC Wideband VHF-UHF-FM 75 DHM Antenna Amplifier Kit	\$24.95
	Assembled	\$34.95

Mail Order Only — Send Check or Money Order To:
— VISA and Mastercard Acceptable —

SIMPLE SIMON ELECTRONIC KITS

Calif. Orders
3871 S. Valley View, Suite 12, Las Vegas, Nevada 89103
Tel: (702) 322-5273

All Other Orders:
11850 S. Hawthorne Blvd., Hawthorne, Calif. 90250
Tel: (213) 675-3347

Minimum Order: \$19.95 Add 10% Shipping and Handling.
For Orders over \$40.00, Add 5% Catalog \$1.00

8080 microprocessor

0117	37	1480	STC
0118	C9	1485	RET
0119		1490	*
0119		1495	*
0119	05	1500	TABLE DB 05H
011A	41	1505	DB 'A'
011B	16	1510	DB 16H
011C	42	1515	DB 'B'
011D	14	1520	DB 14H
011E	43	1525	DB 'C'
011F	0A	1530	DB 0AH
0120	44	1535	DB 'D'
0121	02	1540	DB 02H
0122	45	1545	DB 'E'
0123	1C	1550	DB 1CH
0124	46	1555	DB 'F'
0125	08	1560	DB 08H
0126	47	1565	DB 'G'
0127	1E	1570	DB 1EH
0128	48	1575	DB 'H'
0129	06	1580	DB 06H
012A	49	1585	DB 'I'
012B	17	1590	DB 17H
012C	4A	1595	DB 'J'
012D	09	1600	DB 09H
012E	4D	1605	DB 'K'
012F	1A	1610	DB 1AH
0130	4C	1615	DB 'L'
0131	03	1620	DB 03H
0132	4D	1625	DB 'M'
0133	04	1630	DB 04H
0134	4E	1635	DB 'N'
0135	07	1640	DB 07H
0136	4F	1645	DB 'O'
0137	18	1650	DB 18H
0138	50	1655	DB 'P'
0139	11	1660	DB 11H
013A	51	1665	DB 'Q'
013B	0C	1670	DB 0CH
013C	52	1675	DB 'R'
013D	0E	1680	DB 0EH
013E	53	1685	DB 'S'
013F	01	1690	DB 01H
0140	54	1695	DB 'T'
0141	0D	1700	DB 0DH
0142	55	1705	DB 'U'
0143	1D	1710	DB 1DH
0144	56	1715	DB 'V'
0145	0B	1720	DB 0BH
0146	57	1725	DB 'W'
0147	15	1730	DB 15H
0148	58	1735	DB 'X'
0149	13	1740	DB 13H
014A	59	1745	DB 'Y'
014B	12	1750	DB 12H
014C	5A	1755	DB 'Z'
014D	1F	1760	DB 1FH
014E	30	1765	DB '0'
014F	2F	1770	DB 2FH
0150	31	1775	DB '1'
0151	37	1780	DB 37H
0152	32	1785	DB '2'
0153	3B	1790	DB 3BH
0154	33	1795	DB '3'
0155	3D	1800	DB 3DH
0156	34	1805	DB '4'
0157	3E	1810	DB 3EH
0158	35	1815	DB '5'
0159	2E	1820	DB 2EH
015A	36	1825	DB '6'
015B	26	1830	DB 26H
015C	37	1835	DB '7'
015D	22	1840	DB 22H
015E	38	1845	DB '8'
015F	20	1850	DB 20H
0160	39	1855	DB '9'
0161	51	1860	DB 51H
0162	28	1865	DB '0'
0163	72	1870	DB 72H
0164	3F	1875	DB '2'
0165	2C	1880	DB 2CH
0166	2F	1885	DB '/'
0167	69	1890	DB 69H
0168	2E	1895	DB '2'
0169	4B	1900	DB 4BH
016A	2C	1905	DB '2'
016B	46	1910	DB 46H
016C	3A	1915	DB '3'
016D	54	1920	DB 54H
016E	3B	1925	DB '3'
016F	2D	1930	DB 2DH
0170	2D	1935	DB '2'
0171	FF	1940	DB 0FFH
0172	5C	1945	DB '\'
0173	34	1950	DB 34H
0174	3C	1955	DB '<'
0175	28	1960	DB 28H
0176	23	1965	DB '#'
0177	36	1970	DB 36H
0178	25	1975	DB '&'
0179	79	1980	DB 79H
017A	3E	1985	DB '>'
017B	00	1990	DB 00

SET INVALID MARK FLAG (CY = 1)
AND RETURN WITH NEW SPACE LENGTH

ASCII	0094	0830
CONVT	007A	0435
CRLF	00AC	0335 0455 1270
CW	00FC	1350
DASH	0052	0740
DLY1	009D	1345
DOT	005F	0595
DOTT	0066	0745
ERROR	0098	0850
GENSP	0036	0500
IPSTN	00DB	0445 1290
LEN	0040	0450 1260
LOOP1	00A2	1010 1020
MASK	0001	1355
MKLEN	00F8	1360 1425
MKTPP	004B	0390
NEWMK	0016	0405 0465
NEXT	0084	0870
OUT	00BB	0440 1060 1070 1285
PRSP	00EF	1265
PSTN	00BF	1080 1200 1210 1255
SAME	0072	0675
SPACE	0113	1440
SPOUT	00E3	0505
SPTYP	001B	0430
TABLE	0119	0820
VLDMK	0104	0380 0400 0460
WAIT	0010	0385 0510

ERROR
END OF MESSAGE
EXCLUSIVE INVITATION TO TRANSMIT
WAIT
END OF WORK
END-OF-TABLE FLAG

BY FRED BLECHMAN
AND DAVID McDONALD

*An electronic replacement
for the old mechanical
music timer*

The mechanical metronome, reputedly invented by Maelzel in the 19th century, has been a familiar sight around musicians and music students for many years. It uses a wind-up clock mechanism to swing a weighted arm, generating a series of clicks as the escapement gears make contact. The clicking rate is conventionally adjustable from 40 to 210 beats per minute by positioning the weight on the calibrated oscillating arm to change the moment of inertia and the rate of the swing.

Redoubtable though it may be, Maelzel's brainchild suffers from defects common to all mechanical devices: wear, drift of calibration, and the need for fairly frequent maintenance. In addition, it must be wound often. A battery-operated, solid-state

electronic design, such as the LED Pendulum Metronome described here, circumvents or alleviates the problems of the mechanical metronome. It is stable in calibration and reliable.

Partly for nostalgic reasons, the pendulum movement of the mechanical metronome is simulated in the project as a flashing sequence of LEDs arranged in an arc. (A click from a loudspeaker occurs as the LED at either end of the string fires.) However, the LEDs offer the user the option of "reading" the metronome signal visually in circumstances where a click might be inaudible or objectionable to the user.

Circuit Operation. The "beats" are generated by *IC1*, which is used as an


A LED PENDULUM METRONOME

oscillator (Fig. 1). Resistors *R1*, *R3*, and capacitor *C1* limit the frequency of operation that can be set by means of potentiometer *R2*. Capacitor *C2* decouples the *IC1* modulation input. Each cycle of operation of *IC1* results in a positive-going pulse at pin 3, which is fed to the clock input of up-down counter *IC4*. This counter can be set to count from 0 to 9 (10 counts) or 0 to 15 (16 counts), depending on the status of pin 9. With pin 9 positive (as shown), *IC4* counts from 0 to 15. Counting up or down is controlled by pin 10; positive for up-counting, ground for down-counting. The A, B, C, and D outputs of *IC4* (pins 6, 11, 14, and 2) go positive in a 4-bit binary sequence with the D output (pin 2) low during counts 0 to 7 and high during counts 8 to 15.

Both *IC2* and *IC3* are identical 1-of-8 switches. Depending on the 3-bit binary input, one of eight outputs is connected to pin 3 through a low resistance (typically 120 ohms). This is called the "on" condition for this pin. The A, B, and C inputs to *IC2* and *IC3* (pins 11, 10, and 9) are addressed by the output pins (6, 11 and 14, respectively) of *IC4*. However, *IC2* or *IC3* must be enabled by a low on pin 6. For counts 0 to 7, pin 2 of *IC4* is low, enabling *IC2*. Notice, however, that pin 6 of *IC3* is high because of *IC5A*, one section of a quad 2-input NAND gate, wired as an inverter. This disables *IC3* while *IC2* is enabled.

As *IC4* counts from 0 to 7, the outputs of *IC2* are turned "on" in sequence. In this case, on is *not* ground, but is an internal low resistance to pin 3, which is grounded. This low resistance to ground allows the LED connected to an on pin to glow.

Only five LEDs are connected to the eight outputs, with *LED1* connected to three outputs, *LED2* to two outputs, and *LED3*, *LED4*, and *LED5* to one output each. This is done to simulate the swinging motion of a pendu-



lum, which is fastest near the center but slows down near each end of its swing as it finally stops and reverses. By using multiple counts for the LEDs farthest from the center, the apparent motion of the pendulum seems to slow down, stop, and reverse at each end of its swing. This same technique is used for the five LEDs connected to IC3.

As IC4 counts from 0 to 7, only IC2 is enabled, with IC3 cut off. When IC4 reaches the count of 8, the D output at pin 2 goes high. This turns off IC2, but, via the inversion by IC5A, IC3 is enabled, lighting LEDs 6 to 10 in sequence. Therefore, the first eight counts of IC4 are used to command the IC2 outputs, and the next eight counts command IC3 outputs.

Up to this point, IC4 was counting up since its pin 10 was high. This is

controlled by the output of a flip-flop formed by NAND gates IC5B and IC5C. When power is first turned on by closing switch S1, pin 9 of IC5B is pulled high through R6, and pin 5 of IC5C is pulled low by pin 13 of IC2. Pin 4 of IC5C is therefore high since it has a low on at least one input. Pin 4 is connected to IC4 pin 10, so IC4 counts up. The flip-flop holds this high on pin 4 of IC5C, even though the first count changes pin 5 of IC5C to a high. On count number 15 (actually the sixteenth count, if you start at 1 instead of zero), pin 4 of IC3 is switched on (low resistance to ground). This pin is directly connected to pin 9 of IC5B, pulling it low, so output pin 10 of IC5B goes high. This provides a high input to pin 6 of IC5C. Since pin 5 is already high, pin 4 of IC5C goes low to switch IC4 to the

down-counting mode. Even though IC5B pin 9 goes high on the next count, the flip-flop logic keeps pin 4 of IC5 low.

When IC4 gets down to the zero count, pin 13 is turned on, and pin 5 of IC5C is pulled low, making pin 4 of IC5C high, and thus putting IC4 in the up-counting mode. The top count of IC4 then causes the flip-flop to again change the output at pin 4 of IC5C. This flip-flop action keeps occurring at each end of the pendulum, causing it to "swing" back and forth. Capacitors C4 and C5 prevent noise from accidentally changing the up/down mode of IC4.

The clicking sound occurs at each end of the pendulum swing (as counts 0 and 15 are reached) by changing the state of IC5D. Pins 12 and 13 of IC5D are normally high, so pin 11 is in a low

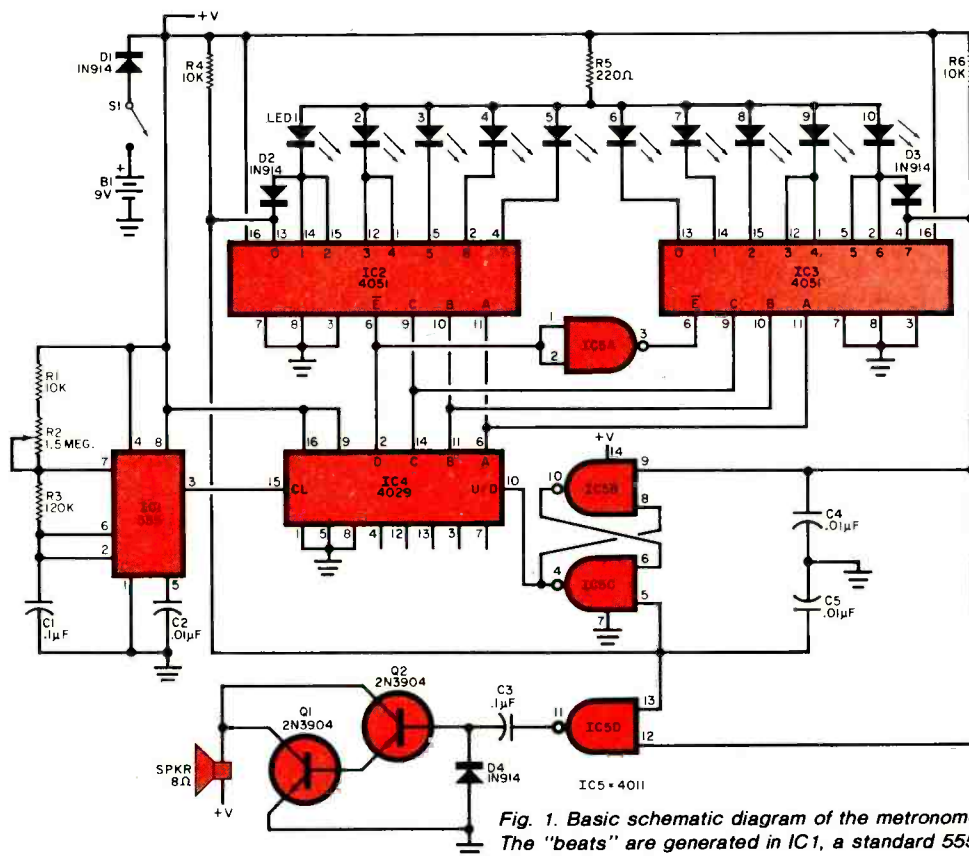


Fig. 1. Basic schematic diagram of the metronome circuit. The "beats" are generated in IC1, a standard 555 timer.

PARTS LIST

- B1—6-to-9-volt battery (see text)
- C1,C3—0.1-μF disc capacitor
- C2,C4,C5—0.01-μF disc capacitor
- D1 through D4—1N914 diode
- IC1—555 timer
- IC2,IC3—4051 1-of-8 switch
- IC4—4029 up down counter
- IC5—4011 quad 2-input NAND
- LED1 through LED10—Jumbo red LED

- Q1,Q2—2N3904 or similar transistor
- R1,R4,R6—10-kΩ, 1/4-W, 10% resistor
- R2—1.5-MΩ, liner-taper potentiometer
- R3—120-kΩ, 1/4-W, 10% resistor
- R5—220-Ω, 1/4-W, 10% resistor
- S1—Spst switch
- SPKR—Miniature 8-Ω speaker
- Misc.—IC sockets (optional), battery holder, knob, suitable enclosure, mounting hardware, etc.

Note: The following is available from PPG Electronics Co., Inc., Dept. B, 14663 Lanark St., Van Nuys, CA 91402 (213-988-3525): complete kit of parts including pc board (PM-K) at \$14.95. Also available separately: plastic "cabinet" (PM-C) at \$9.95; etched and drilled pc board (PM-B) at \$5.95. Add \$2 shipping and handling. California residents, add 6% sales tax. No foreign orders.

You'll like our service. You'll love our price!

Ohio Scientific Superboard II \$329.



WHAT A BUY

- 4K static RAM on board, expandable to 8K
- Full 53-key keyboard, with upper and lower case. Plus user expandability.
- Video interface and audio cassette interface.

The Ohio Scientific Superboard II at \$329 — in today's economy — has got to be the best buy by far. It will entertain you with spectacular graphics made possible by its ultra high resolution graphics and super fast BASIC. It will help you in school or industry, as an ultra powerful scientific calculator. Advanced scientific functions and a built-in "immediate" mode allow you to solve complex problems without programming.

The Superboard II can be expanded economically, for business uses, or to remotely control your home appliances and security. Even communicate with other computers.

Read what's been written about Superboard II:

"We heartily recommend Superboard II for the beginner who wants to get into microcomputers with a minimum cost. A real computer with full expandability."

—POPULAR ELECTRONICS, MARCH 1979

"The Superboard II is an excellent choice for the personal computer enthusiast on a budget."

—BYTE, MAY 1979

- It's the first complete computer system on a board.
- Superboard II uses the ultra powerful 6502 Microprocessor
- 8K Microsoft BASIC-in-ROM

Buy Now. Quantities Limited!

610 Board For use with Superboard II and Challenger 1P. 8K static RAM. Expandable to 24K or 32K system total. Accepts up to two mini-floppy disk drives. Requires +5V @ 4.5 amps.

Mini-Floppy Disk Drive Includes Ohio Scientific's PICO DOS software and connector cable. Compatible with 610 expander board. Requires +12V @ 1.5 amps and +5V @ 0.7 amps. [Power supply & cabinet not included.]

4KP 4K RAM chip set.

PS-005 5V 4.5 amp power supply for Superboard II.

PS-003 12V power supply for mini-floppies.

RF Modulator Battery powered UHF Unit.

C1P Sams C1P Service manual

C4P Sams C4P Service manual

Ohio Scientific and independent suppliers offer hundreds of programs for the Superboard II, in cassette and mini-floppy form.

\$298

311

79

45

45

35

8

16

OS-65D V3.3 Operating System

Supports a command "KERNEL", Microsoft 9-digit BASIC, a 6502 Assembler Editor and debugger utility. Available for C1P, C4P and C8P floppy disk computers.

- Expanded to a self-teaching operating system. V3.3 comes in a 6 disk set with an easy-to-follow manual which leads the first time user from the operation of simple menuized programs through programming in BASIC and storing data on disk to a complete program development system with advanced capabilities.

- BASIC feature expansions including a full feature screen editor, full upper/lower case compatibility with "Normal" typewriter operation, PRINT USING, and screen formatting capability.

- Improved graphics support including direct X, Y plotting and the ability to dump medium resolution (64 x 128) graphics directly to the AC-19A low cost printer.

- Enhanced utilities including greatly simplified Create, Initialize and Delete functions, new Single Disk Copier, a communications support utility for the optional modem and Resequencer.

- Compatible with OS-65D V3.2 files and programs but has greatly improved disk I/O throughput.

24K Ram Required **Only \$79**

Freight Policies All orders of \$100 or more are shipped freight prepaid. Orders of less than \$100 please add \$4.00 to cover shipping costs. Ohio residents add Ohio Sales Tax.



Hours: Call Monday thru Friday, 8:00 AM to 5:00 PM Eastern Time
TOLL FREE: 1-800-321-5805

Guaranteed Shipment

Cleveland Consumer Computers & Components guarantees shipment of computer systems within 48 hours upon receipt of your order. **Our failure to ship within 48 hours entitles you to \$35 of software, FREE.**

To Order: Or to get our free catalog **CALL 1-800-321-5805 TOLL FREE.** Charge your order to your **VISA** or **MASTER CHARGE** account. Ohio residents call: (216) 464-8047. Or write, including your check or money order, to the address listed below.



CLEVELAND CONSUMER COMPUTERS & COMPONENTS

P.O. Box 46627

Cleveland, Ohio 44146

Order Form:

CLEVELAND CONSUMER COMPUTERS & COMPONENTS
P.O. Box 46627 Cleveland, Ohio 44146

Superboard II \$329.

610 Board \$298.

Mini-Floppy Disk Drive \$311.

RF Modulator \$35.

OS-65D V3.3 [Specify System] \$79.

C1P Sams Service Manual \$8.

[Attach separate sheet for other items.]

NAME: _____

ADDRESS: _____

CITY: _____ STATE: _____ ZIP: _____

PHONE: _____

Payment by: VISA _____ MASTER CHARGE _____ MONEY ORDER _____

Credit Card Account # _____

Expires _____ Interbank # [Master Charge] _____

TOTAL CHARGED OR ENCLOSED \$ _____ [Ohio Residents add Ohio Sales Tax]

Orders of less than \$100, please add \$4.00 to cover shipping costs. Orders will be accepted from U.S. and Canada only. All prices quoted are U.S., date of publication, standard UPS shipping FOB the factory.

PRICES SUBJECT TO CHANGE WITHOUT NOTICE

state. When *IC2* pin 13 or *IC3* pin 4 is pulled low, on counts 0 or 15 respectively, pin 12 or 13 of *IC5D* is made low, and pin 11 of *IC5D*, following NAND logic, goes high. This positive voltage swing charges *C3*, causing a small positive pulse to forward-bias transistors *Q1* and *Q2*, which are arranged in a Darlington circuit. The small current pulse through the series-connected base-emitter circuits of *Q1* and *Q2* enables a larger current flow from the power source, through the speaker and the collector-emitter circuit of *Q1*. This is heard as a click. When pin 13 of *IC2* or pin 4 of *IC3* goes high on the next count, a high is put back on pin 12 or 13 of *IC5D*. Pin 11 goes low again, and capacitor *C3* is discharged through diode *D4*. Since transistor *Q2* is now reverse-biased, there is no sound from the speaker

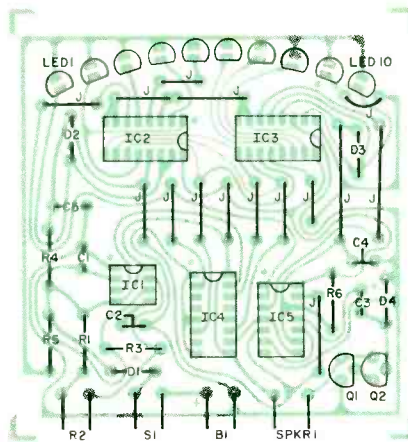



Fig. 2. An actual-size foil pattern for a printed-circuit board is shown below. Above is the component layout diagram. Install jumpers first.



until the pendulum “swings” to the other end.

Diodes *D2* and *D3* block the low voltage from pins 14 and 15 of *IC2* and pins 5 and 2 of *IC3* so the count is not prematurely reversed. Diode *D1* prevents damage to the circuit from reversed power leads, or from inserting the battery backwards.

Construction. The LED Pendulum Metronome circuit can be built on a perforated board with point-to-point

wiring. However, there are 120 terminations for the ICs, resistors, capacitors, diodes, and transistors—and this doesn’t count the external speaker, potentiometer, switch, and battery wiring. Thus, it is more convenient to use the printed-circuit pattern and parts layout shown in Fig. 2.

If you use the pc board, assembly is straightforward. A small 25-watt soldering iron and resin-core solder should be used. First, install the 15 jumpers shown in Fig. 2, cutting wires

to the appropriate length and trimming about 1/4” of insulation from each end. Insert through the top of the board and solder on the foil side. Next, install and solder the resistors and diodes, making certain the bands (cathodes) on the diodes are properly oriented. Next, solder in the five sockets, but do not install the ICs yet. Now, solder in the three capacitors. The LEDs must be installed in the proper orientation. The cathode (bar of arrow symbol) is identified by a flat-spot or notch at the base of the LED, and the cathodes of all LEDs face the main portion of the circuit board. Next, solder in the transistors, with the flat side facing as shown, so the E, B, and C leads are properly placed. Solder two leads each for the speaker, switch, battery, and potentiometer, and your circuit board wiring is completed.

Your final packaging will dictate the placement of the external parts and the lengths of the leads. Double-sided tape can be used to mount the speaker to the foil side of the board. Potentiometer *R2* should be located below the circuit board to allow room for a calibrated scale and knob on whatever front panel you use. The switch and battery leads can be located wherever convenient.

A unique, modern package is provided by using two sheets of Plexiglas with spacers and screws used to mount the circuit board sandwich-fashion, as shown in the photo.

Since all the ICs have a broad voltage operating range (roughly 3 to 15 volts), you have a choice of what battery configuration to use. At 9 volts, the circuit draws an average of 30 mA, so it’s practical to use a standard 9-volt transistor radio battery. Used 4 hours daily, a standard 9-volt zinc-carbon battery (such as Burgess 2V6) should last about 5 hours; an alkaline 9-volt cell should run at least 20 hours. For long, hard use, it would be less expensive to use four “AA” pen cells, “C” or “D” cells wired in series to provide 6 volts initially. Although the LEDs will not be quite as bright and the clicking not as loud, the average current drain is only about 20 mA. Four regular zinc-carbon pen cells should run the metronome for almost 50 hours, used 4 hours a day. Using zinc-carbon “C” cells under the same conditions you can expect 125 hours of use. Alkaline batteries will provide from 4 to 10 times as much useful life. Actually, the circuit will operate with as little as 3 volts, and only uses an average of 4 mA at that

voltage—but it's not very loud or bright, so not as effective!


Testing & Calibration. It's a good idea to test and calibrate the unit before final installation in whatever cabinet you're using. Install the ICs carefully in their sockets, making sure they are oriented properly and that no pins are bent out or under. Since all the ICs except *IC1* are CMOS devices, take precautions to avoid static electricity when handling them. Solder the speaker, switch, potentiometer, and battery connector (if used) to the leads from the circuit board and don't forget the jumper across two of the potentiometer terminals.

Connect the battery power and turn on switch *S1*. If nothing happens, make sure that *D1* is not connected "backwards" and that battery polarity is correct. If any individual LED does not light, it may be soldered to the board backwards. If only one LED lights, the 555 (*IC1*) may not be operating. Check for the presence of positive voltage on pins 4 and 8, and see that pin 1 is grounded. Also make sure the values for resistors *R1* and *R3* and capacitor *C1* are correct. As always, solder connections should be checked. If the LEDs swing properly, but you hear no sound, check transistor installation and diode *D4* polarity. If you encounter problems beyond that, an ohmmeter, logic probe, and the circuit description should allow you to pinpoint the problem.

Calibration ideally requires a stopwatch, but a sweep-second watch or seconds-counting digital watch will do. You'll also need patience. The major calibration points are 60, 120, and 180 beats per minute (bpm), since these are 1, 2, and 3 beats per second. You can tell pretty closely in a 15-second timing period what the minute-rate will be for a particular pointer setting by just multiplying the number of beats by four. By trial and error, mark the pointer scale at these points. Next find the 90, 150, and 210 bpm points. Once you've found these points, space the other points equally between the calibrated points and you'll be close enough for all but precision use. If the clicking sound is too loud, add a resistor (up to 100 ohms) in series with either speaker lead. (A 100-ohm potentiometer or variable resistor can be used as a volume control if desired.)

The LED Pendulum Metronome is not intended to be used in precision-timing applications, but is a modern version of an established musical teaching aid. ◇

Add truth to your system.



Buy a 3BX Dynamic Range Expander and get a dbx Disc Decoder free.

Add a 3BX Dynamic Range Expander to your stereo, and your records and tapes will go from an ordinary 40 to 50 decibels of dynamic range, to a breathtaking 60 to 75 decibels. Much closer to the true sound of live music. Do it by December 5, and you'll get a dbx Disc Decoder free, so you can play the revolutionary dbx Discs.

For the names of participating retailers near you, write dbx, Inc., 71 Chapel St., Newton, Mass. 02195 U.S.A. Tel. 617-964-3210.

dbx

Offer void where prohibited by law. Valid only at participating dbx U.S. authorized consumer products retailers. Quantities may be limited.

CIRCLE NO. 9 ON FREE INFORMATION CARD

**CALL TOLL FREE:
1-800-547-2492**



16K+ \$1029

New RFI Version

48K+ \$1075

New RFI Version with Apple Memory



400 (16K) \$329

800 (16K) \$739

APPLE HARDWARE

- DISK DRIVE w/3.5 CONTROLLER 499
- DISK DRIVE ONLY 429
- 512KTYPE PRINTER w/INTERFACE 1349
- GRAPHICS TABLET 599
- APPLE SCOT OR INTEGER CARD 1139
- PASCAL LANGUAGE CARD 369
- PARALLEL PRINTER CARD 129
- SERIAL PRINTER CARD 159
- CENTRONICS PRINTER CARD 149
- LOWER CASE ADAPTOR 139
- 16K RAM CARD (MICROSOFT) 159
- Z-80 CARD (MICROSOFT) 129
- MICRODROM (HAYES) 129
- SMART MODEM (HAYES) 229
- MOUNTAIN CLOCK 349
- MOUNTAIN MUSIC SYSTEM 469
- MOUNTAIN A/D CONVERTER 299
- MOUNTAIN INTROL/A-B CONTROL 179
- MOUNTAIN C.P.S. MULTIFUNCTION 199
- 10 KEYPAD (A.B.E.I.) 129
- SUP-R-TERM (80 COLO) BY M&R 1299
- SUP-R-MOD (MODULATOR BY M&R) 522
- 16K MEMORY EXPANSION 449
- JOYSTICK (I.C. OR PROGRAMMA) 449
- 9" BW MONITOR (SANYO) 1145
- 9" BW MONITOR (N.E.C.) 1140
- 12" BW MONITOR (SANYO) 1180
- 12" GREEN MONITOR (SANYO) 229
- 12" BW (N.E.C.) SPECIAL 1140
- 17" COLOR MONITOR (SANYO) 1385
- I.D.S. 445C PRINTER 1649
- I.D.S. 440C PRINTER 1799
- I.D.S. 540C PRINTER 1999
- EPSON M1-70 1369
- EPSON M1-80 1659
- EPSON M1-80BT 1559
- EPSON M1-100 1739
- EPSON CABLE & INTERFACE 179
- EPSON GRAFTRAX 170

ATARI HARDWARE

- CE-3600 VIDEO GAME 1149
- 410 PROGRAM RECORDER 559
- 816 DISK DRIVE 429
- 620 PRINTER 249
- 822 PRINTER 1399
- 825 PRINTER 1549
- 830 MICRODM 149
- 850 INTERFACE MODULE 1139
- 851 16K MEMORY EXPANSION 499

SOFTWARE

- VISICAL (ATARI) 1139
- BASIC (ATARI) 449
- VISICAL 1139
- VISIDEX 1139
- VISIDOT 1129
- VISITERM 1109
- VISITERM 1179
- D.O.S. TOOL KIT 559
- D.O.S. 3.3 UPDATE 449
- MICROLAB DATA FACTORY 1129
- D.B. MASTER (STONEWARE) 1179
- APPLE WRITER 59
- SUP-R-TEXT II 1109
- WORDSTAR 1279
- B.P.L. SOFTWARE (each) 1314
- GENERAL BUSINESS CONTROLLER 1509
- SOFT-TECH PATROLL 1179
- STOCKPILE INVENTORY 1349
- ADVENTURE 79
- ZORK 129
- SUP-R-TEXT II 129
- SARGON CHESS GALAXIAN 122



WRITE FOR CATALOG

Toll free number for order desk only. In Oregon and for service or warranties call (503) 479-4150. Bank wires, cashiers checks and bankcards accepted immediately. Allow 20 days for personal checks. MasterCard and VISA add 2%, sorry no C.O.D.'s. Add 3% (minimum \$4.00) for all U.P.S. shipments to cover freight, handling and insurance. \$100.00 minimum order (no sales tax). Prices subject to change without notice. NOTE: We are registered with the State of Oregon, have been in electronic sales and service for 5 years and are fully qualified for repair of any micro computer system. Three full-time certified technicians insure one-day turnaround on most Apple repairs. Hours: 9:00 to 5:00 Monday through Saturday.

"A Unique Combination of Quality Products, Competitive Prices, and Service"

530 N.E. 'E' Street • Grants Pass, Ore. 97526



All merchandise advertised is ready assembled and factory tested.



Sabtronics SUPERSCOPE Model 9005 at super low price

- Features:**
- ☆ Sharp clear 3" CRT
 - ☆ Lower threshold triggering: less than 1/2 division at 5MHz
 - ☆ Sharper focus especially at high frequencies
 - ☆ Fiberglass pcb
 - ☆ Colour coded input terminals
 - ☆ and a usable response to beyond 5MHz

Specifications:

- Usable bandwidth DC to 5MHz plus
- Vertical deflection sensitivity: 10mV per division
- Horizontal deflection sensitivity: 500mV per division
- Time base sweep frequency: 10Hz to 100kHz in 4 ranges
- Synchronisation: internal and external
- Size: 202(W) x 160(H) x 306(D) mm
- Weight: approx. 3.8 kg

only \$ **229.00**

- Features:**
- ☆ Wide 1Hz to 200kHz frequency range
 - ☆ Sine, square, triangle and separate TTL square wave output
 - ☆ Continuously variable output to 10V P-P
 - ☆ Frequency sweepable over 100:1 range
 - ☆ Short-circuit proof outputs
 - ☆ Venier frequency dial with fine adjustment control

Low cost Function Generator Model 5020A



Specifications:

- Frequency range: 1Hz to 200kHz in five overlapping decade ranges.
- Waveforms: Sine wave: Distortion <1% from 1Hz to 100 kHz; <3% from 100kHz to 200kHz
- Square wave: Rise/fall time <250nsec. Symmetry <98%
- Triangle wave: Non-linearity <1% to 100kHz
- Output: Impedance: 600Ω short-circuit proof. Amplitude (continuously variable): 10V P-P open circuit; 5V P-P into 600Ω max. Low Level: -40dB of high output. TTL square wave: >10 std. TTL loads
- Sweep input: Impedance: 27kΩ. Range: >100:1. Input voltage: Up to ±10V.

\$ **129.00**



Interfaceable DMM Model 2020 MP

Features:

- ☆ 0.1% basic DCV accuracy
- ☆ 10 amps current measurement
- ☆ 31 ranges and 6 functions
- ☆ Hi power and Lo power Ohms
- ☆ Unique touch and hold capability**
- ☆ Battery or AC operated***
- ☆ Interface for most popular computers included

Specifications:

- 3 1/2 digit large 0.4" LED readouts
- Automatic decimal and minus (-) sign
- ACV frequency response: 40Hz to 40kHz on 200mV, 2V and 20V ranges
- Overload protection: 1200V (DC+AC peak) on all voltage ranges

**CRT not included

***Batteries or AC adaptor optional

Give your computer test and measurement capabilities by using our interfaceable Model 2020 MP DMM.

\$ **299.00**

- Features:**
- ☆ 9-digit resolution for more precise readings
 - ☆ Excellent 30mV sensitivity up to 1GHz
 - ☆ 3 switch selectable gate times
 - ☆ 10MHz crystal controlled time base for greater accuracy
 - ☆ 2 separate inputs for added versatility
 - ☆ Front panel sensitivity control

1GHz 9-digit Frequency Counter Model 8000B



\$ **239.00**

Specifications:

- Frequency range: Model 8000B: 10Hz - 1GHz in 3 ranges. Model 8610B: 10Hz - 600MHz in 3 ranges
- Display: 9-digit 0.4" (10 mm) LED with automatic decimal point; separate LED gate activity indicator
- Resolution: 10MHz range: 0.1Hz with 10s gate time. 100MHz range: 1Hz with 10s gate time. 600MHz/1GHz range: 10Hz with 10s gate time
- Sensitivity: <20mV rms, 10Hz-100MHz; <30mV rms, 100-600MHz; <35mV rms, 600MHz-1GHz
- Input impedance: Input A-1MΩ/100pF. Input B-50Ω nominal
- Time base: Frequency: 10MHz. Setability ±2ppm. Temperature stability: ±1ppm from 0 to 40°C.
- Gate time: 0.1 second, 1 second, 10 seconds switch selectable.



AUTORANGING DMM Model 2040 with 10 amps current measuring capability

This is a very sensitive, general purpose instrument which provides the facilities and quality required by today's electric/electronic technicians and engineers.

Specifications:

- Display: Numerical display: 3.5 digit LCD, maximum reading 1999. Unit and sign: mV, V, mA, A, Ω, KΩ, AUTO, BATT, ADJ, LO, -, AC
- Range selection: Autoranging on VOLT and OHM
- Polarity: Autopolarity, (-) sign when minus, (+) sign is implied and is not shown
- Battery warning: LO BATT sign
- Sampling rate: Two times per second
- Power consumption: 5mW typically
- Power supply: Two 1.5V batteries, type UM-3 or AA
- Battery life: 300 hour continuous operation
- Overload protection: One 3A 600V, BBS type fuse and one 0.3A 250V, 5x20 mm fuse for OHM and mA ranges
- Operating temperature and humidity: 0 to +40°C, less than 80%
- Zero adjustment: Zero adjustment by ZERO ADJ. Keyswitch
- Low power OHM ranges: For in-circuit resistance measurements at voltage levels below 0.33 volts

\$ **129.00**

Features:

- ☆ Easiest operation: AUTORANGING SYSTEM requires no range selections
- ☆ Easiest reading: Automatic indications of units, signs, polarity, decimal point, overrange and battery warning
- ☆ Low battery consumption of 5mW: 300 hour continuous use with two 1.5V batteries, type UM-3 or AA
- ☆ Difference Measurements: This instrument can be used like a galvanometer
- ☆ Ultimate Portability: Actualized light weight and compactness in excellently designed ABS cases



Low Cost Handheld DMM Model 2038A

Features:

- ☆ 3 1/2-digit LCD display
- ☆ 0.6% basic DCV accuracy
- ☆ DC voltage: 1000V
- ☆ AC voltage: 750V
- ☆ Input impedance: 10MΩ
- ☆ Low battery indicator
- ☆ High impact ABS case
- ☆ AC/DC current: 2 amps
- ☆ Overload protection
- ☆ 2000 hours battery life
- ☆ Auto zero


\$ **89.00**

Solderless Breadboard Model 356S

Features:

- ☆ 3 terminal strips 5 distribution strips
- ☆ Aluminium plate
- ☆ Size: 200x175x8 mm actual area of breadboard
- ☆ Silver-plated contacts
- ☆ Accept all DIP size including RTL, DTL and CMOS devices
- ☆ Interconnect with any solid 20 to 29AWG (0.3-0.8 mm) wire
- ☆ Breadboard elements are mounted on ground plane, ideal for high frequency, high speed and low noise circuit

Other models also available.

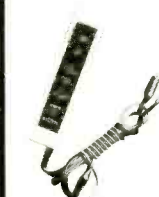


\$ **39.95**

Logic Probe Model LP-1

Features:

- ☆ Input impedance: 100KΩ
- ☆ Operating frequency: 10MHz
- ☆ Min. detectable pulse width: 50nsec.
- ☆ Input overload protection: ±50V Cont.
- ☆ Power requirements: 5 to 15V less than 30mA.
- ☆ LED indicator for HI and LO
- ☆ Memory and DTL/TTL CMOS switch



\$ **24.95**

We also have many other products. Contact us for our full catalogue.

Ordering Information:

Domestic: Shipping and Handling, add 10% of purchase up to \$100.00, add 5% on orders over \$100.00.

For orders call: (813) 623 2631 9 A.M. to 5 P.M. E.S.T.

We accept Master Charge or VISA Credit Cards. Florida residents add 4% Sales tax.

Overseas orders: Add \$25.00 for all instruments except Model 9005 Scope: Add \$65.00 or ask us for a list of our overseas distributors.

COMPUTER BITS

By Carl Warren

Beef Up Your H-89

IF YOU'VE been thinking about additional capacity for your H-89 microcomputer, you might want to consider the double-density floppy disk controller from Magnolia Microsystems (2812 Thorndyke Ave. W., Seattle, WA 98199. Tel. 800-426-2841).

The \$595 unit comes with the PROMs, cables, CP/M, and documentation necessary to bring your system into the double-density world. The board supports up to 1210K bytes on a double-sided drive, and as much as 162K bytes on single-sided drives (such as those supplied in the Model H-77 disk system from Heath).

Other attributes of the controller include: the ability to work in concert with either the Heath single- or double-density controller, ease of configuration for a wide variety of systems, the ability to support as many as four 8" single- or double-sided drives, as well as four 5" single- or double-sided drives at the same time the Heath controller is supporting three 5" single-sided drives.

You should be aware, however, that the Magnolia board does not support either HDOS or Heath/Zenith CP/M. The CP/M Ver 2.2 that comes with the controller is optimized to take advantage of the various board characteristics and drives that can be attached to it.

Installation. Installing the controller takes about an hour. Most of the time is spent removing the CPU and terminal boards in order to make the necessary PROM and power-supply changes.

Because many of the H-89s in current use have the original power supply whose regulator is incapable of meeting the necessary current loads, your first step is to adapt the regulator by adding the part supplied for that purpose.

Your next task is to change the monitor PROMs designed to support the controller, and provide a well-thought-out command structure. Specifically, besides boot, you have P for program counter, S (substitute), G (go execute), M (dynamic memory test), and T (test drive rotational speed). Unlike the split-octal used by Heath, numbers are displayed on the monitor in hexadecimal.

Once you've made the necessary hardware additions and checked out the monitor commands, you're ready to configure the drives. On the 5" drives with your system, you only need to change the jumpers for head-load with motor. Incidentally, all the drives should be configured in this manner.

The 8" drive I chose was the single-sided FDD-100, 48 tpi (tracks-per-inch) from Siemens. Magnolia sells and recommends Qume's Data Trak 8, which currently is the only drive referenced in the set-up manual. (As of this writing, a new manual is being prepared to address a wider variety; getting the proper jumpers can be troublesome.)

As configured, my H-89 uses the Heath controller for the terminal-mounted drive, while the H-77 outboard drives are on the Magnolia controller, as is the 8" drive. The total system storage capacity is 1M byte: 80K bytes for the Heath drive, 160K bytes each for the 5" drives on the Magnolia controller, and 600K bytes for the 8" drive. All the drives are 48 tpi; but I could add 96-tpi drives in the daisy chain—either the 5" or 8" variety.

The Magnolia board is integrated into the system configuration via a specific program. This program is menu-driven and offers a number of selections, including density (single- or double-track), and one or two operational sides.

FOR ONLY \$129.95 Learn Computing From The Ground Up

Build a Computer kit that grows with you, and can expand to 64k RAM, Microsoft BASIC, Text Editor/Assembler, Word Processor, Floppy Disks and more.

EXPLORER/85

Here's the low cost way to learn the fundamentals of computing, the all-important basics you'll need more and more as you advance in computer skills. For just \$129.95 you get the advanced-design Explorer/85 motherboard, with all the features you need to learn how to write and use programs. And it can grow into a system that is a match for any personal computer on the market. Look at these features: 8085 Central Processing Unit, the microprocessor "heart" of the Explorer/85. (Join the millions who will buy and use the 8080/8085 this year alone!) . . . Four 8-bit plus one 6-bit input/output ports from which you can input and output your programs, as well as control exterior switches, relays, lights, etc. . . a cassette interface that lets you store and reload programs you've learned to write. . . deluxe 2,000 byte operating system/monitor makes it easy to learn computing in several important ways. . . It allows simpler, faster writing and entering of programs. . . It permits access by you to all parts of the system so you can check on the status of any point in the program. . . It allows tracing each program step by step, with provision for displaying all the contents of the CPU (registers, flags, etc.) . . . and it does much more!

You get all this in the starting level (Level A) of the Explorer/85 for only \$129.95. Incredible! To use, just plug in your ADC power supply and terminal board, keyboard/display — if you don't have them, see our special offers below.

Level A computer kit (Terminal Version) . . . \$129.95 plus \$3 P&I.*
Level A kit (Hex Keypad/Display Version) . . . \$129.95 plus \$3 P&I.*

Level B — This "building block" converts the motherboard into a two-slot S100 bus (industry standard) computer. Now you can plug in any of the hundreds of S100 cards available.
Level B kit . . . \$49.95 plus \$2 P&I.*
S100 bus connectors (two required) . . . \$4.85 each, postpaid.

Level C — Add all more computing power, this "building block" motherboard and expands the S100 bus to six slots.
Level C kit . . . \$36.95 plus \$2 P&I.*

S100 bus connectors (five required) . . . \$4.85 each, postpaid.

Level D — When you reach the point in learning that requires more memory, we offer two choices: either add 4k or 8k memory directly on the motherboard, or add 16k to 64k of memory by means of a single S100 card, our famous "JAWS".

Level D kit (CHECK ONE) . . . 4k on-board . . . \$49.95 plus \$2 P&I.* 16k S100 "JAWS" . . . \$149.95 plus \$2 P&I.* 32k S100 "JAWS" . . . \$199.95 plus \$2 P&I.* 48k S100 "JAWS" . . . \$249.95 plus \$2 P&I.* 64k S100 "JAWS" . . . \$299.95 plus \$2 P&I.*

Level E — An important "building block" it activates the 8k ROM/EPROM space on the motherboard. Now just plug in our 8k Microsoft BASIC or your own custom programs.

Level E kit . . . \$5.95 plus \$2 P&I.*
Microsoft BASIC — It's the language that allows you to talk English to your computer! It is available three ways:
8k cassette version of Microsoft BASIC (requires Level B and 12k of RAM minimum; we suggest a 16k S100 "JAWS" — see above) . . . \$64.95 postpaid.
8k ROM version of Microsoft BASIC (requires Level B and 12k of RAM; just plug into your Level E sockets. We suggest either the 16k S100 "JAWS" or a 16k S100 "JAWS") . . . \$99.95 plus \$2 P&I.*
Disk version of Microsoft BASIC (requires Level B, 32k of RAM, floppy disk controller, 8" floppy disk drive) . . . \$325 postpaid.

TEXT EDITOR/ASSEMBLER — The editor/assembler is a software tool program designed to simplify the task of writing programs. As your programs become longer and more complex, the assembler can save you many hours of programming time. This software includes an editor program that enters the programs you write, makes changes, and saves the programs on cassettes. The assembler performs the clerical task of translating symbolic code into the computer-readable object code. The editor/assembler program is available either in cassette or a ROM version.
Editor/Assembler (Cassette version; requires Level "B" and 8k (min.) of RAM — we suggest 16k "JAWS" — see above) . . . \$59.95 plus \$2 P&I.*
Editor/Assembler (ROM version, supplied on an S100 card, requires Level B and 4k RAM (min.) — we suggest either Level D or 16k "JAWS") . . . \$99.95 plus \$2 P&I.*

8" FLOPPY DISK — A remarkable "building block" Add our 8" floppy disk when you need faster operation, more convenient program storage, perhaps a business application, and access to the literally thousands of programs and program languages available today. You simply plug them into your Explorer/85 disk system — it accepts all IBM-formatted CP/M programs.
8" Floppy Disk Drive . . . \$499.95 plus \$12 P&I.*
8" Floppy Controller Card . . . \$199.95 plus \$2 P&I.*
Disk Drive Cabinet & Power Supply . . . \$69.95 plus \$3 P&I.*

Drive Cables (set up for two drives) . . . \$25.00 plus \$1.50 P&I.*

CP/M 2.2 Disk Operating System, includes Text Editor/Assembler, dynamic debugger, and other features that give your Explorer/85 access to thousands of existing CP/M-based programs . . . \$150.00 postpaid.

NEED A POWER SUPPLY? Consider our AP-1. It can supply all the power you need for a fully expanded Explorer/85 (note: disks use their own power supply). Plus the AP-1 fits neatly into the attractive Explorer steel cabinet (see below).

AP-1 Power Supply kit (8V @ 5 am) in deluxe steel cabinet . . . \$39.95 plus \$1 P&I.*

NEED A TERMINAL? We offer you choices: the least expensive one is our Hex Keypad/Display kit that displays the information on a calculator-type screen. The other choice is our ASCII Keyboard/Computer Terminal kit, that can be used with either



- 1 Plug in Netronic's Hex Keypad/Display
- 2 Add Level B to convert to S100
- 3 Add 4k RAM
- 4 Plug in Level E here, or plus Microsoft BASIC or Editor/Assembler in ROM
- 5 Add two S100 boards
- 6 Add your own custom cards (prototyping area)
- 7 Connect terminal

a CRT monitor or a TV set (if you have an RF modulator).
Hex Keypad/Display kit . . . \$69.95 plus \$2 P&I.*

ASCII Keyboard/Computer Terminal kit featuring a full 128 character set, all case full cursor control, 75 ohm video output, convertible to baud output, selectable baud rate, RS 232-C or 20 ma IO, 32 or 64 character by 16 line format . . . \$149.95 plus \$3 P&I.*

Steel Cabinet for ASCII Keyboard/Terminal . . . \$19.95 plus \$2.50 P&I.*
RF Modulator kit (allows you to use your TV set as a monitor) . . . \$5.95 postpaid.

12" Video Monitor (10MHz bandwidth) . . . \$139.95 plus \$5 P&I.*
Deluxe Steel Cabinet for the Explorer/85 . . . \$49.95 plus \$3 P&I.*
Fan for cabinet . . . \$15.00 plus \$1.50 P&I.*



ORDER A SPECIAL-PRICE EXPLORER/85 PAK — THERE'S ONE FOR EVERY NEED.

Beginner Pak (Save \$26.00) — You get Level A (Terminal Version) with Monitor Source Listing (\$25 value) AP-1, 5 amp power supply, Intel 8085 User Manual . . . (Reg. \$199.95) SPECIAL \$169.95 plus \$4 P&I.*

Experimenter Pak (Save \$53.40) — You get Level A (Hex Keypad/Display Version) with Hex Keypad/Display, Intel 8085 User Manual, Level A Hex Monitor Source Listing, and AP-1 5-amp power supply . . . (Reg. \$279.95) SPECIAL \$229.95 plus \$7 P&I.*

Special Microsoft BASIC Pak (Save \$103.00) — You get Levels A (Terminal Version), B, D (4k RAM), E, 8k Microsoft in ROM, Intel 8085 User Manual, Level A Monitor Source Listing, and AP-1 5-amp power supply . . . (Reg. \$499.70) SPECIAL \$399.95 plus \$7 P&I.*

Add a Rom-Version Text Editor/Assembler (Requires Levels B and D or S100 Memory) . . . \$99.95 plus \$2 P&I.*

Starter 8" Disk System — Includes Level A, B floppy disk controller, one CDC 8" disk-drive, two-drive cable, two S100 connectors; just add your own power supplies, cabinets and hardware. (Reg. \$1065.00) SPECIAL \$999.95 plus \$13 P&I.* 32k Starter System \$1049.95 plus \$13 P&I.* 48k Starter System \$1089.95 plus \$13 P&I.* 64k Starter System \$1149.95 plus \$13 P&I.*

Add to any of above Explorer steel cabinet, AP-1 5-amp power supply, Level C with two S100 connectors, disk drive cabinet and power supply, two sub-D connectors for connecting your printer and terminal . . . (Reg. \$225.95) SPECIAL \$199.95 plus \$13 P&I.*

Complete 64k System Wired & Tested . . . \$1650.00 plus \$26 P&I.*
Special! Complete Business Software Pak (Save \$625.00) — Includes CP/M 2.2 Microsoft BASIC, General Ledger, Accounts Receivable, Accounts Payable, Payroll Package. (Reg. \$1325) SPECIAL \$699.95 postpaid.

*P&I stands for "postage & insurance." For Canadian orders, double this amount.

Continental Credit Card Buyers Outside Connecticut:

TO ORDER
Call Toll Free:
800-243-7428

To Order From Connecticut, or For Technical Assistance, Call (203) 354-9375

CP/M is a reg. trademark of Digital Research

★ (Clip and mail entire ad) ★

SEND ME THE ITEMS CHECKED ABOVE

Total Enclosed (Conn. Residents add sales tax): \$

Paid by:

Personal Check Cashier's Check/Money Order

VISA MASTER CARD (Bank No. _____)

Acct No. _____ Exp Date _____

Signature _____

Print Name _____

Address _____

City _____

State _____ Zip _____

NETRONICS Research & Development Ltd.
333 Litchfield Road, New Milford, CT 06776

This way, the controller knows the bits per inch (bpi) are doubled; and for the 96-tpi drives, that you have more than 40 tracks to address. In addition, the configuration program permits logical and physical drive assignments in a lookup table. This technique maps the drives as they appear in your system. Moreover, you can set up a boot drive. I currently boot off a double-density 5" drive and use the 8" for maximum storage capacity.

During configuration, you can establish the density of a specific drive so that you can read a variety of disks. This is important since most software is delivered on single-density, IBM-compatible formats. Ideally, what you'd want is one 8" drive in double-density, the other in single. Should you have only a single 8" drive, prepare to make two systems disks, one configured for single-, the other for double-density.

Capabilities. The Magnolia controller achieves its double-density capability by the method it uses to record the data. With a 5" single-sided drive, such as that offered by Heath, you have tracks laid out 48 to an inch. Typically, the effective number of available tracks is 40, since the head travels just a little under an inch for a full stroke. The next parameter of concern is the linear densi-

ty, that is, number of bits recorded per inch. For the Siemens Model FDD 200-N, for example, the bit density is 2938 bpi for frequency-modulated (FM) recording. The total areal density (bpi \times effective tracks) is equal to 125K bytes.

To double the amount of data that can be put on the drive, only one parameter can be changed—the number of recorded bits per inch. The track density (tpi) is a physical limitation of the drive, although newer drives do offer 96 tpi, with an effective number of tracks ranging from 77 to 80.

Consequently, some method of increasing the bpi must be found, and the usual course is to employ modified frequency modulation (MFM) or M²FM. These two recording techniques reduce the size of the bit cell by applying a new definition of when a clock pulse starts or ends and data begins. The overall effect is to increase the number of bits per inch, thus increasing the overall real density of the drive. In the case of the Siemens drive, instead of 125K bytes you end up with 250K bytes. This is the technique employed by Magnolia.

You may have noted that I said the Magnolia controller gives you 160K bytes on the Heath drive, but that 250K bytes are specified with MFM recording techniques. The difference stems from


the fact that the 250K bytes is not formatted, while the 160K bytes is. Formatting implies overhead, in this case about 90K bytes.

The overhead is from the space required to define the sectors, provide sufficient spacing, and implant information on a track as to how the operating system should handle the disk. All of this must be accounted for by the controller so that errors aren't introduced. The Magnolia controller does this without any problems.

The Magnolia controller is well worth the money: it adds flexibility to your Heath system without sacrificing functionality.

I encountered only two problems as a result of the addition of the board. The first was system power difficulty due to low line voltage. This is easily cured by moving the line switch on the H-89 to low; but be aware that if the line comes up to nominal (typically 112 V), you will need to switch back to high or have a power supply running hot.

The second problem was making the Diablo Model 630 daisy-wheel printer work correctly. To do this, it is necessary to open the printer up, change a jumper between pins 5 and 6 on the HYPRO interface board, and then employ a pin-to-pin cable. The problem I had was in using a cable wired for an RS-232C that



The MX-100. Not just better. Bigger. Epson.

The new Epson MX-100 is a printer that must be seen to be believed.

For starters, we built in absolutely unmatched correspondence quality printing and a high resolution bit-image graphics capability. Then we added the ability to print up to 233 columns of information on 15.5" wide paper to give you the most incredible spread sheets you're ever likely to see. Finally, we topped it all off with *both* a satin-smooth friction feed platen *and* fully adjustable, removable tractors. And the list of standard features goes on and on and on.

Needless to say, the specs on this machine — and especially at under \$1000 — are practically unbelievable. But there's something about the MX-100 that goes far beyond just the specs. Mere words fail us. But when you see an MX-100, you'll know what we mean.

It's not only better... it's bigger.

EPSON
EPSON AMERICA, INC.

3415 Kashiwa Street • Torrance, California 90505
(213) 539-9140

carried a less-than-full signal, and, as a consequence, "clear-to-send" was not being monitored by the H-89, so buffer overflow resulted. Changing the cable fixed the problem.

Speaking of cables, I've found that no matter where you go to buy either a round or flat one, the prices range from \$30 to \$40 for a six-foot section with connectors. Interestingly, the actual cost to the manufacturer is only about \$3.

Okidata Microline 83A Printer. With your storage needs solved, you might want to look at bettering your hardcopy output. One printer that deserves attention is the Microline 83A, made by Okidata Corp. (111 Gaither Dr., Mt. Laurel, NJ 08054).

The Microline 83A serial dot-matrix printer designed for applications requiring long-duty cycles, letter-quality printing, and full-size (15") paper.

Sporting both a 1200-bps RS232C serial interface and an 8-bit parallel interface, the Model 83A operates at 120 cps with a bidirectional print mechanism with shortline-seeking logic. In addition, standard characters are produced with a dense 9 x 9 dot pattern by a 9-wire, stored-energy print head. The Model 83A includes the full 96 ASCII character set (upper and lower case) plus 64 block graphics shapes. Furthermore, special character sets for British, German, French, Swedish, Danish, Norwegian, Dutch, Italian, and special-function TRS-80 codes are standard. A 136-character buffer is also standard.

The 64 graphics characters are similar to those of the TRS-80, and can be combined with the condensed and double-width functions to produce charts and graphs like those created on raster-type printers.

An optional 9600 bps is also available. The price for the high-speed interface Model HS-RS232, with a 256-byte buffer is \$180; with a 2K-byte buffer the price is \$270.

The printer with the optional \$50 tractor feed supports paper widths up to 15" or 14" with friction feed. Standard throughput ranges from 232 lpm for a 20-character line to 47 lpm for a full 136 characters per line.

In addition, line spacing is program-selectable (either 6 or 8 lpi), with a standard character size of 0.081" W x 0.105" H, with spacing of 10 cpi. In the condensed mode, spacing is 16.5 cpi, and double width is 5 cpi.

The flexible printer permits the use of single-sheet plain paper with friction feed, or continuous paper with the tractor feed. In addition, the adjustable snap-on tractor accommodates four-part stock up to 15" in width.

The Microline 83A power requirements range from 100V to 240V at 50 or 60 Hz, with a maximum power dissipation of 150 W. The 20.2" x 12.9" x 5.2" printer weighs 30.9 lb, and is priced at \$1195, with owners manual and interfacing guides. You can find it at most computer stores. ♦

Now with added words! *
ELECTRIC MOUTH



for \$100, ELF II, Apple TRS-80, Level II From **\$99.95** kit

Now — teach your computer to talk, increasing interaction between you and your machine.

That's right, the ELECTRIC MOUTH actually lets your computer talk! Installed on-line in just minutes, it's ready for spoken-language use in office, business, industrial and commercial applications, and in games, special projects, R & D, education, security devices — there's no end to the ELECTRIC MOUTH's usefulness. Look at these features:

- Supplied with 143 letters/words/phonemes/numbers, capable of producing hundreds of words and phrases.
- Expandable on-board up to thousands of words and phrases with additional speech ROMs (see new speech ROM described below).
- Four models, that plug directly into S100, Apple, ELF II and TRS-80 Level II computers.
- Get ELECTRIC MOUTH to talk with either basic or machine language (very easy to use, complete instructions with examples included).
- Uses National Semiconductor's "Digitaler".
- Includes on-board audio amplifier and speaker, with provisions for external speakers.
- Installs in just minutes.

Principle of Operation: The ELECTRIC MOUTH stores the digital equivalents of words in ROMs. When words, phrases and phonemes are desired, they simply are called for by your program and then synthesized into speech. The ELECTRIC MOUTH system requires none of your valuable memory space except for a few addresses if used in memory mapped mode. In most cases, output ports (user selectable) are used.

SPOKEN MATERIAL INCLUDED (Vox II)

one	eighteen	at	dollar	down	is	of	station	ss	c	t
two	nineteen	cancel	drown	is	off	second	i	u		
three	twenty	case	equal	it	olt	set	e	v		
four	thirty	cent	error	kilo	on	space	f	w		
five	forty	centihertz	tone	feet	left	out	speed	g	x	
six	fifty	eighthertz	tone	flow	less	over	star	h	y	
seven	sixty	zms	science	fuel	lesser	parenthesis	start	i	z	
eight	seventy	40ms	silence	gallon	limit	percent	stop			
nine	eighty	60ms	silence	go	low	please	than	k		
ten	ninety	180ms	silence	gram	lower	plus	test			
eleven	hundred	320ms	silence	great	mark	point	time	m		
twelve	thousand	centi	greater	meter	round	try	n			
thirteen	milli	check	have	mile	pulses	up	o			
fourteen	zero	comma	high	milli	rate	volt	p			
fifteen	again	control	higher	must	re	weight	q			
sixteen	ampere-	danger	hour	minute	ready	a	r			
seventeen	and	degree	in	near	right	b	s			

ADDITIONAL VOCABULARY NOW AVAILABLE (VOX II)

abort	complete	fifth	light	put	station
aid	continue	fire	load	quarter	switch
adjust	copy	first	lock	range	system
alarm	correct	floor	longer	received	temperature
alarm	crease	fourth	move	record	test
all	de	forward	next	reared	"th"
ask	deposit	from	next	reverse	thank
assistance	ital	gas	no	red	third
attention	door	get	normal	repair	this
blue	east	going	north	repeat	turn
brake	"ed"	green	not	replace	under
button	emergency	hale	notice	room	use
enter	call	hello	open	safe	waiting
called	"er"	help	operator	second	warning
caution	"eth"	hurts	pass	select	was
calculus	evacuate	hold	per	send	west
centigrade	exci	power	press	service	wind
change	fail	in	press	side	window
circuit	failure	incorrect	pressure	slow	yellow
cigar	fahrenheit	intruder	process	slower	yes
close	fast	key	pull	smoke	zone
cold	faster	level	push	south	

*Registered Trademarks
Continental U.S.A. Credit Card Buyers Outside Connecticut

TO ORDER
Call Toll Free: 800-243-7428
To Order From Connecticut, or For Technical Assistance, call (203) 354-9375

NETRONICS R&D LTD.
333 Litchfield Road, New Milford, CT 06776

Please send the items checked below: Dept PE

- \$100 "Electric Mouth" kit w/Vox I \$ 99.95
- ELF II "Electric Mouth" kit w/Vox I \$ 99.95
- Apple "Electric Mouth" kit w/Vox I \$119.95
- TRS-80 Level II "Electric Mouth" kit w/Vox I \$119.95
- VOX II (Second Word Set) \$ 39.95

Add \$20.00 for wired tested units instead of kits, VOX II postage & insurance \$1.00, all others \$3.00 postage and insurance. Conn. res. add sales tax.

Total Enclosed \$ _____

Personal Check Cashier's Check/Money Order

Visa Master Charge (Bank No. _____)


Acct. No. _____ Exp. Date _____

Signature _____
Print Name _____

Address _____
City _____

State _____ Zip _____


NEW... ONLY \$59.95



THE Anything Board™

Dedicate it, then separate it!
Does anything you want it to!

Now, anything you can dream up, Netronics can help you realize... inexpensively and easily with the Anything Board (it's the first and only microprocessor you can dedicate, then separate from the Programming Board so it runs by itself). All this for only \$59.95 so it's inexpensive, and easy to work with, too, because Netronics helps you every step of the way, with the programming, with the hardware.



Programmer Board shown with cabinet and expansion boards.

You can program the Anything Board by 1. plugging into an ELF II microcomputer or 2. plugging into our programmer board with its special and sophisticated debugging and testing components. The growth is limitless. You can add inputs and outputs. A to D/O to A boards, color graphics, PROTO boards, Electric Mouth Talking Boards, expand the memory. Got something in mind? It can be anything... a robot, burglar alarm, telephone dialer, industrial machine controller... home heating/cooling system... ANYTHING! With your imagination and skills, backed up by Netronics' know-how and help, you can make the Anything Board do anything you want it to do. There are expansion boards even cabinets to house your Anything project. Give it a professional finished look! The Anything Board... only from Netronics. Only \$59.95.

As your needs for programming grow, you can add system monitors, cassette I/O, an assembler-text editor-disassembler, video terminals, EPROM burner, full basic and more. All plug into the Anything Board expansion Bus.

Specifications: Anything Board
1802 microprocessor, 1K RAM, 8 bit input port, 8 bit output port, interrupt, DMA and processor flag inputs, address decoders, provisions for a 2716 EPROM, power on and manual reset, crystal clock, power supply regulator and provision for battery back up.
Specifications: Programmer Board
HEX key pad input, 16 bit address and 8 bit data display outputs, led status indicators, memory protect, wait, load, reset and input switches, plus a single step mode which allows you to step through your program one machine cycle at a time.

Continental U.S.A. Credit Card Buyers Outside Connecticut
CALL TOLL FREE 800-243-7428
To Order From Connecticut or For Technical Assistance, Etc.,
Call (203) 354-9375

NETRONICS R&D LTD. Dept PE 12
333 Litchfield Road, New Milford, CT 06776

Please send the items checked below:

- ANYTHING BOARD \$59.95
- Programming Board \$79.95

Plus \$2.00 each item for postage, handling and insurance (\$4.00 Canada)

Connecticut Residents add sales tax

Total Enclosed \$ _____

Personal Check Cashier's Check/Money Order

Visa Master Charge (Bank No. _____)

Acct. No. _____ Exp. Date _____

Signature _____
Print Name _____

Address _____
City _____

State _____ Zip _____

QUALITY BREEDS QUALITY

When you insist on Winegard products for TV-FM-VCR you will get peak reception and performance from your audio and video components. Look for... ask for Winegard reception products by name.



WINEGARD®
TELEVISION SYSTEMS

300C Kirkwood
Burlington, Iowa 52601

VIDEO

36 Channel Up Converter for TV & VTR
Model V5736
Cable VHF to UHF
1-3 pieces 4 pieces & up
\$29.95 ea. \$24.95 ea.

BRUCE 37- Channel Wireless Remote Control TV Tuner
Commander 500
1-9 pcs.
\$109.95 ea.
10 pcs & up
\$99.95 ea. Reg. \$199.95

TEKNIKA Wireless Remote Control TV Tuner
Model 6301
\$109.95 ea. Reg. \$169.95

FORDHAM

855 Conklin St. Farmingdale, N.Y. 11735

<ul style="list-style-type: none"> ■ Master Charge ■ BankAmericard ■ VISA ■ COD ■ Money Order ■ Check 	<table border="0"> <tr> <td>ADD FOR SHIPPING AND INSURANCE</td> <td>COD's extra</td> </tr> <tr> <td>to \$ 250.00</td> <td>\$ 4.50</td> </tr> <tr> <td>\$251.00 to 500.00</td> <td>6.00</td> </tr> <tr> <td>501.00 to 750.00</td> <td>8.50</td> </tr> <tr> <td>751.00 to 1000.00</td> <td>12.00</td> </tr> <tr> <td>over 1000.00</td> <td>12.50</td> </tr> </table>	ADD FOR SHIPPING AND INSURANCE	COD's extra	to \$ 250.00	\$ 4.50	\$251.00 to 500.00	6.00	501.00 to 750.00	8.50	751.00 to 1000.00	12.00	over 1000.00	12.50
ADD FOR SHIPPING AND INSURANCE	COD's extra												
to \$ 250.00	\$ 4.50												
\$251.00 to 500.00	6.00												
501.00 to 750.00	8.50												
751.00 to 1000.00	12.00												
over 1000.00	12.50												

N.Y. State residents add appropriate sales tax
Minimum order \$25 plus \$4.50 shipping and handling.

TOLL FREE (800)645-9518
in N.Y. State call (516) 752-0050

COMPUTER SOURCES

By Leslie Solomon
Senior Technical Editor

Hardware

Apple Multifunction Card. The CPS MultiFunction Card provides all the capabilities of serial interface, parallel output, and a real time calendar/clock on a single slot Apple II plug-in card. Serial and parallel output may be used simultaneously. The card is configured from a set-up program on diskette which sets all desired parameters. Once configured, it need never be set again. **Address:** Mountain Computer Inc., 300 El Pueblo Rd., Scotts Valley, CA 95066.

Software

IBM Personal Computer OS. SB-86 is a proposed standard operating system for 16-bit systems and is completely compatible with the new IBM Personal Computer. It is written in 8086 assembly language. It has no 64K program space limitation, although a single model can exceed 64K. The relocatable linking loader can provide for separate segments thus making it a truly relocatable operating system. It supports advanced error recovery procedures and has a device-independent I/O. Interfacing with hardware is simplified by its variable physical disk sector size. Disk programs can specify any logical record size making large files very efficient. SB-86 has no file or disk size limitation (unlike CP/M) and includes such features as text editing template, no need to log in disks, variable length logical records, remembered EOF markers, and the stamping of the creation and last-access dates and times on each file. IBM will offer software running under SB-86. Future extensions include disk buffering, graphics and cursor positioning, Kanji support, XENIX compatibility, multi-user, hard disk, and networking. **Address:** Lifeboat Associates, 1651 Third Avenue, New York, NY 10028 (Tel: 212-860-0300).

ZX-80 Music. The Player ZX80 is a music synthesis for the Sinclair ZX-80 with 4K BASIC and 1K RAM. It is single voiced with a 2-octave range and can

It was the music that moved us

MUSIC LIVES ON TDK

TDK cassettes are warranted for a lifetime.

© 1981 TDK Electronics Corp., Garden City, N.Y. 11530

perform tunes up to 127 notes in length. It can be run at any tempo and continuously replays until interrupted. Space Muse-ak, a random sound program is also included. \$6.95. Address: Wm. D. Maples, 688 Moore St., Lakewood, CO 80215.

Activity Scheduler. "Schedule" was developed for the North Star system, and is soon to be made available for other systems. In operation, it can record as many as 10 activities a day for a year, with exact times and reminders of activities with no set time. All activities are sorted with timed ones displayed in the proper order, and reminders displayed after timed activities. The output can be selected from a single date, or a span between dates. The data can appear on a CRT or printer. It is written in North Star BASIC, requires 8K of RAM, and a single-drive, single-density disk. \$19.95. Address: Azimuth Associates, Box, 1636, Arlington, VA 22210.

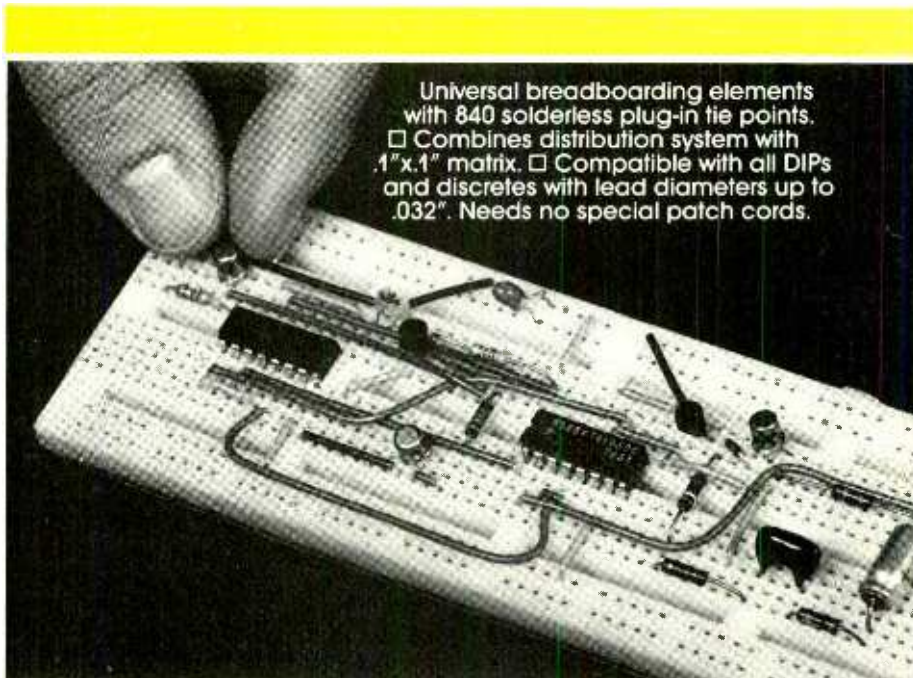
Armored Attack. TANKTICS is a war game in which a human plays tank warfare against the computer. Five scenarios are provided. It comes with a 22" by 16" mapboard and over 240 counters depicting 15 different armored vehicles. Cassette version includes Atari 400/800 with 24K, Apple II with Applesoft and 16K, PET with 16K, and TRS-80 Level II with 16K; \$24. Diskettes versions include TRS-80 with 32K, Apple II with 32K, and Atari 800 with 40K; \$29. Address: Avalon Hill Game Co., 4517 Harford Rd., Baltimore, MD 21214 (Tel: 301-254-5300).

ZX-80 Games. Written for the Sinclair ZX-80 and MicroAce computers, A Night in Las Vegas contains Slot Machine, Roulette, Blackjack, and Craps, all with graphics. Comes with cassette, manual, guide cards, miniature layouts, chips, and full color keyboard overlays. \$9.95. Address: Lamo-Lem, Box 2382, La Jolla, CA 92038 (Tel: 714-262-5681).

TRS-80 Mailing List. MAIL-M3 features multiple labels (up to 4) across a page, form input, report writer, multi-sort keys, duplicate label checking, random access, and search. Screen and edit functions allow cursor movement, and delete lines and characters. Fields include 9-digit zip codes, and remarks. The report writer allows specifying report formats without programming, multiple sort keys, filter criteria, field selection and record delete. It also allows unlimited report formats. The report generator allows for record range, selection code range, and sort field. You can also set the number of lines on a page. MAIL can store 500 records of 127 bytes each per diskette. It requires TRSDOS. 48K version is \$79, 32K version is \$59. Address: Micro Architect Inc., 96 Dothan St., Arlington, MA 02174 (Tel: 617-643-4713).

Reference Charts. Printed on durable credit-card plastic 8 1/2" X 11" sheets, the MICRO CHARTS contain the instruction set, disassembly tables, ASCII, hex-to-decimal, compare vs jump, effect on flags, interrupt structure, pinout, cycle times, memory map, diagrams, addressing, powers of two, and more. These charts are available for the Z80, 5502 (65XX), 8080A, 8085A, and relatives. \$5.95 plus \$1 postage/handling. Address: Micro Logic Corp., Dept. PE, Box 174, Hackensack, NJ 07602 (Tel: 201-342-6518).

Applesoft Compiler. This product translates standard Applesoft BASIC programs into true machine code that runs up to 12 times faster than the interpreter. Programs can be written in Applesoft BASIC, then compiled with the advantage of machine language. It requires 48K RAM, Applesoft, Autostart ROM, and at least one disk drive. It can also operate in a 64K environment with RAMcard. All Applesoft features, except dynamic array dimensioning and interpreter statements such as List and Trace, are supported. The 3.3 DOS ver-



Universal breadboarding elements with 840 solderless plug-in tie points. □ Combines distribution system with 1"x1" matrix. □ Compatible with all DIPs and discretes with lead diameters up to .032". Needs no special patch cords.

ERASABLE CIRCUIT BUILDING.

Build a circuit almost as fast as you dream it up. Pull it apart and do another—everything's as good as new.

Our versatile Super-Strip mini-breadboards give you the same top-quality contacts you get in our full-scale ACE All-Circuit Evaluators. Not so "mini," either. You can build circuits with

as many as nine 14-pin DIPs.

Instant-mount backing and quick-removal screws make stacking and racking a snap, too.

Where to buy? Phone (toll-free) 800-321-9668 for the name of your local A P distributor. In Ohio, call collect 216-354-2101. And ask for our complete A P catalog.



A P PRODUCTS INCORPORATED
9450 Pineneedle Drive
P.O. Box 603
Mentor, Ohio 44060
(216) 354-2101
TWX: 810-425-2250

In Europe, contact A P PRODUCTS GmbH
Bäumlesweg 21 • D-7031 Weil 1 • W. Germany

sion will soon be available. \$200. Address: Hayden Book Co., 50 Essex St., Rochelle Park, NJ 07662 (Tel: 201-843-0550).

TRS-80 Bowling. TENPINS is a machine-language bowling game for one to four players on a Model I/II system. The game features realistic action and sounds. Scoring, pinsetting, and ball return are all automatic, and the score-sheet is readily available. Cassette is \$14.95, disk for Model I is \$20.95. Disk version for Model III soon to be avail-

able. Address: Acorn Software Products Inc., 634 North Carolina Ave., SE, Washington, DC 20002 (Tel: 202-544-4259).

TRS-80 Compiler. The RSBASIC (26-2204) compiler is designed for the TRS-80 Model I and Model III machines, having 48K dual-disk drives. It will not convert programs written in the BASIC interpreter. The software features sequential, random and single-key ISAM file access; direct calls to machine language programs; full program

chaining capabilities with common variable storage; numerical accuracy to 14 significant digits for real numbers; step and trace debugging; printer and disk utilities; strings, arithmetic, trigonometric and bit operations; conversion between data types; and full editing. \$149. Model II Compiler BASIC (26-4705) requires a 64K single disk Model II and is priced at \$199. Address: Radio Shack stores and Computer Centers.

FP FORTH. Floating point FORTH is available for Z80/8080/8085 systems with CP/M or CDOS and must be ordered as an option with any version of Timin FORTH. It is written in 8080 code and requires a minimum of 24K. This product allows the user to work with decimal numbers similar to BASIC and FORTRAN. The 16-bit and 32-bit integer capability of FIG FORTH is retained, but a floating point mode is added. These are single precision floating-point numbers with approximately 7 significant decimal digits. Addition, subtraction, negation, multiplication, division, integer conversion, and comparison are supported. \$100 plus cost of Timin FORTH). Address: Timin Engineering Co., 9575 Genesee Ave., Suite E-2, San Diego, CA 92121 (Tel: 714-455-9008).

Baseball Program. Major League Baseball contains statistics on every major league player and the rules of baseball. The user is the team manager and you can play a game, recreate a season, series, or World Series. A box score is provided at the end of each game, and season's statistics are provided for each player used. TRS-80 Model I, Level II 16K cassette is \$25; Apple II 32K cassette is \$25; TRS-80 Model I, Level II 32K diskette is \$30; Apple II 48K diskette is \$30. Atari 800 version upcoming. Address: Avalon Hill Game Company, 4517 Harford Rd., Baltimore, MD 21214 (Tel: 301-254-5300).

TRS-80 Medical Program. The Medical Office Management program maintains 10,000 active patients and can schedule up to 19,000 current and future appointments. The system can be expanded to handle multiples of 10,000 active patients in a clinic setting and can provide an appointment horizon as long as 40 months. It can handle about 190 patients per physician a day with up to 600 transactions. A complete billing and report system are included as well as a complete payment, billing, label printing, appointment reminders and changes, and a help function. The program requires two or three disk drives, 130-column printer, and a 48K TRS-80 Model I (Level II) or TRS-80 Model III (Basic III) with TRSDOS. \$449.95 Address: Charles Mann and Associates, Micro Software Div., 55722 Santa Fe Trail, Yucca Valley, CA 92284 (Tel: 714-365-9718). ◇



"Now hear this..."

R-600

Digital display, easy tuning, front speaker

The R-600 is a high performance, general coverage communications receiver covering 150 kHz to 30 MHz in 30 bands, at an affordable price. Use of PLL synthesized circuitry provides high accuracy of frequency with maximum ease of operation.

R-600 FEATURES:

- 150 kHz to 30 MHz in 30 bands, AM, SSB, or CW.
- Five-digit frequency display.
- 6 kHz filter for AM (wide), and 2.7 kHz filters for SSB, CW, and AM (narrow).
- Up-conversion PLL circuit, for improved sensitivity, selectivity, and stability.
- Communications type noise blanker.
- RF attenuator allows 20 dB attenuation of strong signals.
- Tone control.
- Front mounted speaker.
- Coaxial, and wire antenna terminals for 2 MHz to 30 MHz.
- "S" meter, with 1 to 5 SINPO scale, plus standard scale. Wire terminals for 150 kHz to 2 MHz.
- 100, 120, 220, 240 VAC, 50/60 Hz. switch selected.

- Optional 13.8 VDC operation, using DCK-1 cable kit.
- Carrying handle, headphone jack, and record jack.

R-1000

High performance, easy to tune, covers 200 Hz to 30 MHz

- Five-digit frequency display with 1 kHz resolution and analog dial with precise gear dial mechanism.
- Built-in digital quartz clock/timer.
- Three IF filters, built-in.
- Noise blanker.
- RF step attenuator.
- 120-240 VAC, optional DC.



KENWOOD

TRIO-KENWOOD COMMUNICATIONS
1111 West Walnut, Compton, California 90220

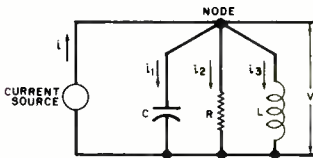
FUNDAMENTAL FACTS

By Walter Buchsbaum

The Basic Network Laws

THE NAMES Kirchhoff, Thevenin, and Norton are known to anyone who has ever studied the principles of electricity. In the complexity of modern electronics, we tend to forget that any circuit can be understood in terms of the basic network laws laid down by these men. In analyzing a new circuit, we can apply them to gain an understanding of how the circuit is supposed to operate.

Kirchhoff's Current Law. This law states that the algebraic sum of all currents toward a node is zero. In other words, all current flowing into a node must also flow out of it. As illustrated in Fig. 1, the sum of the currents flowing from the node to the resistor, the capacitor and the inductor must be exactly equal to the current flowing into that node from the source. In the case of varying currents, we use the operators p and $1/p$. These are simply shorthand notations for the ac response of C and L. When considering sine waves, these operators become $2\pi f$, with the frequency given in hertz.



$$i = i_1 + i_2 + i_3$$

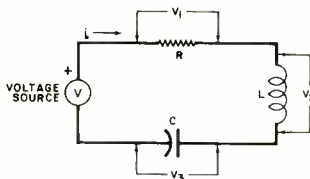
$$= C_p V + V/R + V/Lp$$

$$= (C_p + 1/R + 1/Lp)V$$

$p = d/dt$ (derivative operator)
 $1/p = \int dt$ (integral operator)

Fig. 1. Kirchhoff's current law.

Kirchhoff's Voltage Law. This states that the algebraic sum of all the voltages around a closed loop of a network is zero. Thus, the applied voltage must equal the sum of all the voltage drops. This law, too, is based on the conservation of energy, one of the fundamental principles of physics. As illus-



$$V = V_1 + V_2 + V_3$$

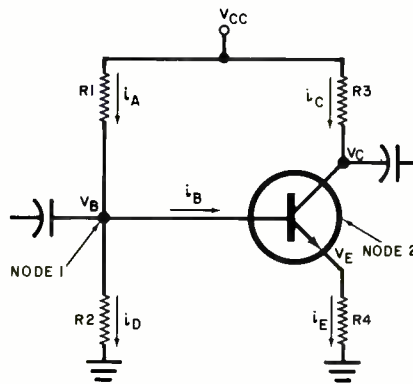
$$= Ri + Lp i + i/Cp$$

$$= (R + Lp + 1/Cp) i$$

Fig. 2. Kirchhoff's voltage law.

trated in Fig. 2, it means that we can determine an unknown voltage drop by knowing the applied voltage and the other drops in the circuit. As in the current law, the time-varying characteristics of the capacitor and the inductor are represented by the operators p and $1/p$.

Examples. In the small-signal, linear-transistor amplifier shown in Fig. 3 there are two nodes, and Kirchhoff's current law can be used to check that the base-bias current, i_B , will produce an



Kirchhoff's Current Law:

$$i_A = i_B + i_D$$

$$i_E = i_B + i_C$$

If, $V_{CC} = 12$ V; $V_B = 7.5$ V; $V_C = 8$ V; $V_E = 0.45$ V and $R_1 = 2.7$ k Ω ; $R_2 = 6.8$ k Ω ; $R_3 = 1$ k Ω ; $R_4 = 100\Omega$

Then: $i_A = 4.5/2.7 = 1.65$ mA
 $i_D = 7.5/6.8 = 1.10$ mA
 $i_C = 4.0/1 = 4.0$ mA
 $i_E = 0.45/100 = 4.5$ mA

And: $i_B = i_A - i_D = 1.65 - 1.10 = 0.55$ mA

Fig. 3. Example using current law.

emitter current, i_E , that adds up to the sum of the i_C and i_B .

In the high-voltage bleeder network of a CRT power supply (Fig. 4), to determine the anode voltage, it is necessary to measure only the focus voltage. Since the value of each bleeder resistor is known, the drops across them can be subtracted from the focus voltage.

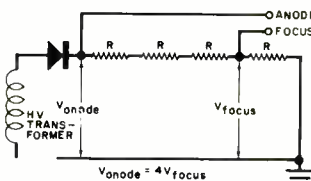
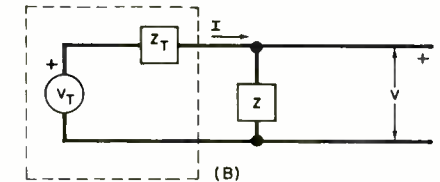
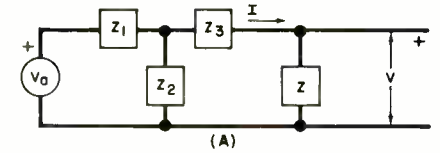


Fig. 4. Example using voltage law.

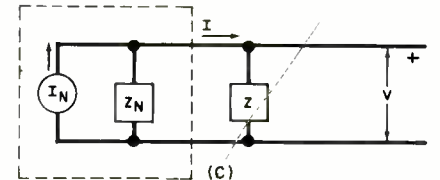
Thevenin and Norton Equivalents.

These two theorems offer a means to simplify complex networks by consolidating them into an equivalent voltage source with a series impedance (Thevenin) or into an equivalent current source with a shunt impedance (Norton). The



$$V_T = V_A Z_2 / (Z_1 + Z_2)$$

$$Z_T = Z_3 + Z_2 \parallel Z_1$$



$$I_N = V_A Z_2 / [Z_3 (Z_1 + Z_2) + Z_1 Z_2]$$

$$= (Z_1 + Z_2) / [Z_3 (Z_1 + Z_2) + Z_1 Z_2]$$

For example:

If, $V_A = 12$ V
and $Z_1 = Z_2 = Z_3 = 1$ k Ω

Thevenin equivalent:
 $V_T = (12 \times 1) / 2 = 6$ V
 $Z_T = 1 + 0.5 = 1.5$ k Ω

Norton equivalent:

$$I_N = (12 \times 10^3) / (2 \times 10^6 + 10^6)$$

$$= 12 / (3 \times 10^3) = 4$$
 mA
$$Y_N = 2 / (3 \times 10^3)$$

$$= 0.667$$
 millimhos

Fig. 5. At (A) is a typical network. Solution at (B) uses Thevenin equivalent; at (C), Norton equivalent.

network in Fig. 5A consists of a voltage source, a Y-connected set of impedances, and a load or terminal impedance, Z. In actual applications, much more complicated networks, including those with multiple voltage sources, can be simplified by applying Norton's or Thevenin's theorems. The Thevenin equivalent is shown in Fig. 5B, together with the formulas for the Thevenin voltage source, V_T , and the Thevenin series impedance, Z_T . Another way to represent the network example would be through Norton's equivalent, illustrated in Fig. 5C. The current source, I_N , and the shunt admittance, Y_N , have somewhat more complex formulas than the Thevenin equivalents, but this is due to the particular example we have chosen.

Anyone doing network analysis soon learns which network features lend themselves to a voltage (Thevenin) or a current (Norton) transformation. Once either equivalent is obtained, it is relatively simple to get impedance matching solutions for any kind of Z. \diamond

Popular Electronics Tests

Global Model 4401 Frequency Standard



VA maximum. A 215-230-volt, 50-60-Hz version also is available.

Comments. The Model 4401 Frequency Standard was checked by the Lockheed Electronics Instrumentation Measurement Laboratory against a cesium-beam frequency standard (HP5062C) traceable to the National Bureau of Standards. The Model 4401 met or exceeded its claimed specifications in all respects.

The Model 4401 is an excellent source of discrete, selectable, square waves that can be used as an oscilloscope time-base calibrator, precision clock source for digital circuits including microprocessors, a frequency counter calibrator, or any other application where a precise frequency source is required.

Once power is turned on, the 4401 should be allowed to "sit" for 15 to 20 minutes with the OVEN READY indicator glowing. (This indicates that the internal crystal oven has come up to temperature.) During this period, the default frequency is 0.1 Hz as indicated by its glowing LED. The FREQUENCY SELECT pushbutton is then depressed to step the glowing LED indication to the desired frequency. The FREQUENCY MULTIPLIER rotary switch is used to select either X1 (the front-panel LED indicated frequency), X2, or X5. This arrangement allows for 24 frequencies between 0.1 Hz and 5 MHz.

While the 4401 was warming up, we checked the accompanying well-written and profusely illustrated manual. Besides giving full details of installation, operation, and testing of the 4401, the manual provides some examples of application for the instrument.

The first use we made of the 4401 was to check out our frequency counters and scopes. The two frequency counters were "on the head," but one of our expensive scopes was found to require some work in the horizontal section to improve the linearity. Any measurements (frequency or period) made with this scope would have been almost 10% off! With the information provided by the manual, we used the output square waves to check some audio equipment. Square waves can be used for audio testing since, in order to reproduce, say a 10-kHz square wave, the amplifier must resolve at least 10 harmonics, making it good to 100 kHz. This is an excellent and fast test for audio systems, since it also shows the effect (and confirms operation) of bass/treble controls, and any variable equalizers in the circuit. In an instant, you can see the reaction of

THE Global Specialties Corporation's Model 4401 Frequency Standard is a low-cost, line-powered instrument capable of generating 24 frequencies of very stable, 50% duty cycle square waves between 0.1 Hz and 5 MHz. It measures 3"H x 10"W x 7"D and weighs 2 pounds. Suggested retail price is \$288.

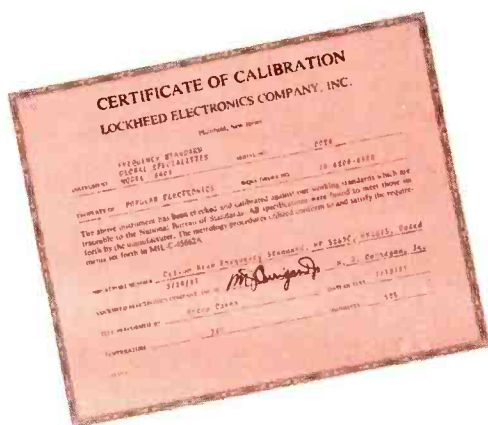
General Description. All controls, indicators, and output connections are made on the front panel. There is a row of eight LEDs indicating output at 0.1, 1, 10, and 100 Hz; 1, 10, and 100 kHz; and 1 MHz. These LEDs glow in accordance with the selection made via

the FREQUENCY SELECT pushbutton. Multiplication of the base frequency (X1, X2, and X5) is made via the FREQUENCY MULTIPLIER rotary switch. Another LED is used to indicate OVEN READY conditions. The 10-MHz crystal oscillator is maintained at a constant temperature within this oven to provide accuracy and long-term stability despite ambient changes.

Two BNC connectors provide outputs at 10 MHz and the selected frequency. The POWER toggle switch is on the left side. The case is supported on four skid-proof bumpers and ventilation slots are provided on both the upper and lower surfaces of the enclosure.

The 10-MHz output provides a 50-ohm, TTL-compatible square wave, buffered to drive up to 10 TTL loads. It is short-circuit protected and the rise and fall times of the output waveform are 20 nanoseconds into a 50-ohm load. The selected output frequency is also 50-ohm, TTL-compatible and can drive up to 10 TTL loads. It too is short-circuit protected, with 20-nanosecond rise and fall times into 50 ohms.

The basic frequency reference is a 10-MHz crystal mounted within an oven maintained (as long as power is turned on) at 55°C. Stability is ± 0.5 ppm (parts per million) and aging is less than 1 ppm/year. An accessible, internal control can be used to calibrate the instrument against station WWVB. Power requirement is 105-135 volts, 57-63 Hz, 5



the input square wave to the adjustable frequency response of the system. A small value capacitor can be connected across the audio input terminals to "slow down" the 20- μ s risetime.

The manual section on testing of transmission lines sparked quite a bit of interest since we often use long lengths of coaxial cable. The tests show whether a short, open, or "kink" in the line can affect performance. Various impedance discontinuities show up when using the 4401 with a scope, and the technique will even measure the length of cable when the cable is still on the spool!

We did not use the 4401 to clock a microprocessor, but we did use it to trigger some digital logic circuitry we were working on. We experimented with raising the clock rate, then hand-selecting the input TTL logic, until we could run the circuit at almost double the clock rate we had originally intended to use.

We are using the model 4401 as a frequency standard to check many of our bench instruments. We turn the standard on first thing in the morning and allow it to keep warm all day in the interest of stability. Frequency counters and scopes are checked each morning to make sure that all measurements made during the day will be "on the head." Using the 4401, a scope, and Lissajous patterns, we also check the dial calibration of our audio and r-f signal generators. About the only thing we cannot check with the 4401 is our DMMs.

We routed the SELECT output signal, via a switch, to our audio bench, where it was terminated in a 50-ohm resistor, and used for fast audio system checking. This same source is used to check digital circuits that require clocking, since a wide variety of clock rates is available.

Although an accurate frequency standard may appear as a luxury item at first glance, given the state-of-the-art of most modern electronic appliances, a service bench without some type of standard against which instruments can be checked, is an instrument bench that may be giving false data.

—Les Solomon

CIRCLE NO. 104 ON FREE INFORMATION CARD



"HENRY!"

compu**ti**que

compu**ti**que

compu**ti**que

apple computer



Your **hp** HEWLETT PACKARD Headquarters



- APPLE II PLUS (16K, 32K, 48K)
- APPLE III
- DOS 3.3
- APPLE PLOT
- APPLE PASCAL (64K)
- APPLE FORTHAN
- VISICALC 16 SEC
- VISIPLLOT
- VISITREND
- APPLE WRITER
- GRAPHICS TABLET
- BPI (GL AR & PAYROLL)
- MODEM
- DOW JONES NEWS & QUOTES
- DECISION EVALUATOR
- CONTROLLER
- MICRO-COURIER
- EPSON
- CENTRONICS
- QUME
- SILENTYPE
- ANADEX
- SANYO SW COLOR GREENSCREEN
- EXTENDED WARRANTY

AUTHORIZED DEALER AND SERVICE CENTER

THE HP-85!

Complete Enhancements, Peripherals and Accessories



HP-67	289.95	HP-37E BUS	59.95
HP-97	584.95	HP-11C NEW	CALL
HP-33C SCI	79.95	HP-12C NEW	CALL
HP-34C SCI	114.95	HP-43 41CV	CALL
HP-38C BUS/RE	119.95	HP-85	CALL
HP-32E SCI	49.95	HP-125 NEW	CALL

GET A \$20 REBATE ON THE TI-59 PROGRAMMABLE

Texas Instruments

TI-59 960 PROG	179.95		
PC-100C	169.95		
LCD-PROG NEW	59.95		
TI-3011 NEW	18.95		
TI-35P SCI	22.50		
TI-40 SCI NEW	28.95		
BUS ANAL I	19.95	SPEAK & SPELL READ	59.95
BUS ANAL II	44.95	SPEAK & MATH	54.95
BUS CARD	39.95	TOUCH & TELL NEW	54.95
MBA	54.95	TI-5100 DISPLAY	39.95
INVEST ANALYST	48.95	TI-5010 HAND/PRINT	49.95
TI-54 SCI NEW	39.95	TI-5120 PRINTER	50.95
TI-5511 NEW	44.95	TI-5130 PRINT/DISP	79.95
TI-57 PROG SCI	39.95	TI-5135 PRINT/DISP	79.95
TI-58C PROG CALC	89.95	TI-5142 PRINT/DISP	99.95



TOUCH THE FUTURE

ATARI 400 (16K)	349.95
VISICALC AVAILABLE	CALL
CHESS CHALLENGER 7	89.95
SENSORY CHESS	129.95



5813 SCI PROGRAMMABLE	34.95
1182A PRINT/DISPLAY	74.95
TALKING CLOCK	79.95
EL 6200 DIG EXEC SEC	89.95
AA-81 DIG ANALOG ALARM	69.95
VL-TONE MUS CAL	
INSTRUMENT CALC	69.95
W100 DEPTH TESTED ALARM CHRONO	39.95
FX7100 SCI CHRONO ALARM CALC	49.95
FX3500 SCI PROGRAMMABLE CALC	39.95

(714) 549-7373 INFORMATION LINE

(800) 432-7066 TOLL FREE (Within CA)

(800) 854-0523 TOLL FREE (Outside CA)

WE WILL MEET OR BEAT ANY COMPETITOR'S ADVERTISED PRICE ON MOST ITEMS IF HE HAS THE MDSE ON HAND VISA, MASTERCARD, MONEY ORDER, PERS CK (14 WRKG DAYS TO CLR) COD ACCEPTED MIN \$4.95 SHIPPING U S A AIR ON RPOST CAL RES ADD 6% SALES TX ALL MDSE SUBJ TO AVAIL PRICES SUBJ TO CHANGE



WRITE OR CALL



3211 SO. HARBOR BLVD.
SANTA ANA, CA 92704
NEWPORT
(714) 549-7373

FOR FREE CATALOG

PASADENA (213) 795-3007	MID-WILSHIRE (213) 385-7777
TARZANA (213) 705-7507	LAWDALE (213) 370-5795
WEST LOS ANGELES (213) 820-0423	BREA (714) 990-6600

PROFESSIONAL DISCOUNTS

CIRCLE NO. 8 ON FREE INFORMATION CARD

FREE McIntosh STEREO CATALOG and FM DIRECTORY

Get all the newest and latest information on the new McIntosh catalog. In addition you will receive an FM station directory that covers all of North America.



SEND TODAY!

McIntosh Laboratory, Inc. PE
East Side Station P.O. Box 96
Binghamton, N.Y. 13904

NAME _____
ADDRESS _____
CITY _____ STATE _____ ZIP _____

If you are in a hurry for your catalog please send the coupon to McIntosh. *For non rush service send the Reader Service Card to the magazine.

CIRCLE NO. 29 ON FREE INFORMATION CARD

SOLID-STATE DEVELOPMENTS

By Forrest M. Mims

Liquid Crystals

IF LIQUIDS flow and crystals are solid, then how can a crystal be a liquid? The answer to this question provides the key to why liquid crystals can be used in such important applications as temperature measurement, pressure detection, electro-optical shutters and various kinds of displays.

A liquid crystal is a viscous fluid containing rodlike molecules aligned in a recognizable order. Many organic compounds fit this description.

Liquid crystals are categorized, according to the alignment of their molecules, into three major types: nematic, smectic and cholesteric. Figure 1 illustrates the molecular alignment of the three types.

The molecules in the nematic liquid crystal are parallel to one another. The word "smectic" comes from the Greek

word for soap, the most common representative of this kind of liquid crystal. Its molecules are arranged in layers. Adjacent layers can slide over one another since the molecules in one layer cannot move into an adjacent layer.

The molecules in cholesteric liquid crystals are also in layers. However, in each layer, they are parallel to one another and so the crystals resemble nematic material. The orientation of the molecules in a layer is displaced slightly from the layer above and the one below. Plotting the orientation of the molecules in each layer along a vertical axis shows how the molecules rotate to give a helical pattern.

Applications for Liquid Crystals. Cholesteric and nematic liquid crystals have several important applications in solid-state electronics. All liquid crystals exhibit temperature sensitivity, but cholesteric crystals indicate temperature differences by changing their color. Nematic crystals, which are normally transparent, can be made opaque by the application of a low voltage. Both these effects are caused by the movement of molecules in the liquid crystal.

There are two principal ways of using cholesteric liquid crystals to detect temperature. In one method the liquid crystal is mixed with a solvent called a carrier and sprayed or brushed over a black, water-soluble lacquer which has previously been applied to the object being tested. The solvent quickly evaporates, leaving behind a thin film of cholesteric fluid.

Depending upon the cholesteric material used, temperatures ranging from 0° C to 200° C can be detected. Within this broad range, the liquid crystal will indicate a temperature interval as narrow as 0.5° C by a change in color from red (coolest temperature) to blue (warmest temperature). The crystal will appear black, the color of the underlying paint, at temperatures above and below the sensitive region. The sensitive region of some materials may be several tens of degrees wide.

Often, color photographs are made of a cholesteric liquid-crystal temperature monitoring test. The resolution of the process is high enough to permit thermal mapping of some integrated circuit chips. This permits hot spots to be pin-

pointed. A cholesteric coating can also reveal the location of conductors in an opaque material, cracks in metal and flaws in honeycomb structures.

Even though a coating of cholesteric liquid crystals can be removed with water, the application and removal of the material is messy and takes time. I know from firsthand experience because I've used cholesteric liquid crystals on mylar films to visualize the cross-section of infrared laser beams.

A far better approach is to encapsulate the liquid-crystal compound in spherical capsules about 10 to 30 microns in diameter using a process perfected by the National Cash Register Company (Dayton, OH 45409). NCR sells encapsulated crystals in a water-based slurry suitable for direct application over a black background. This precludes the need for the solvent which is required in direct application of the material.

NCR also makes paper and plastic sheets coated with encapsulated, and therefore dry, crystals. These temperature-sensitive sheets can be used to make disposable thermometers, temperature indicators for power transistors and ICs and many kinds of novelty devices.

You can buy liquid-crystal thermometers at department and specialty stores. Edmund Scientific (101 E. Gloucester Pike, Barrington, NJ 08007) sells assorted sheets of encapsulated liquid crystals. They offer at least six different temperature ranges.

The major application for nematic liquid crystals is alphanumeric displays for

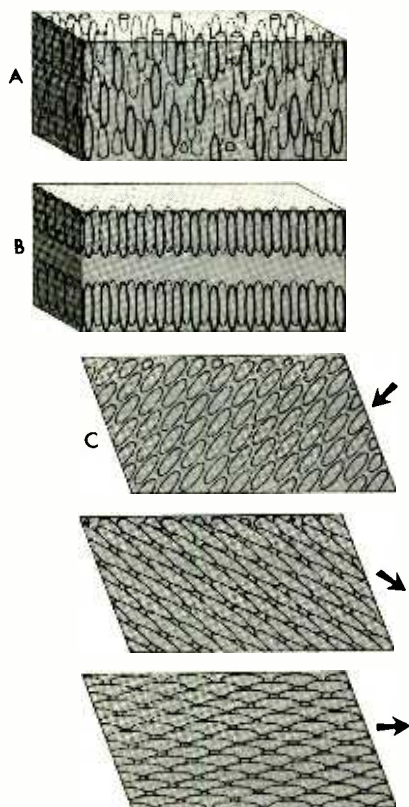



Fig. 1. How molecules are organized in liquid crystals: (A) nematic, (B) smectic, and (C) cholesteric.



Large-format LCD readouts from Beckman Instruments operate on 3 to 15 V rms and require as little as 50 microwatts.

solid-state developments

clocks, watches, calculators and other devices with digital readouts. This technology has come a long way in the ten years since I first experimented with a homemade nematic crystal electro-optical shutter. In those days commercial nematic liquid-crystal displays were unavailable and it was necessary for experimenters to place drops of greasy nematic compound on small sheets of glass coated with a conductive layer of tin oxide. Air bubbles and leakage were the two biggest problems—assuming the experimenter was able to hold everything together with tape or glue.

Today a wide range of both digital and alphanumeric nematic liquid-crystal display (LCD) devices are available. Recently several companies have begun offering high-density dot-matrix LCDs which permit low-resolution graphic displays. The availability of these and other kinds of LCD readouts has made a great impact on the market for light-emitting diode (LED) displays. Since both LCD and LED displays are widely used in applications requiring miniature readouts, it's instructive to compare their advantages and disadvantages.

LED Displays. LEDs can be directly driven by most ICs, although CMOS chips may require buffering if high current levels are desired. They operate at less than 2 volts and possess the long life, reliability and robust nature of most other solid-state devices. And they are readily multiplexed.

On the other hand, the manufacture of LED readouts involves a complex series of fabrication steps. Light-emitting semiconductors are much more costly than liquid crystals. A single segment or element of a LED readout consumes from 0.5 to 5 milliamperes. Also, LED displays are difficult or even impossible to read in bright sunlight.

Liquid Crystal Displays. LCDs are easier to make and less costly than their LED counterparts. They are easily read in bright sunlight. They consume minuscule amounts of power (typically 1 to 5 microamperes per square centimeter of display area). And they can be made in much larger formats than LED versions of the same display.

Beckman Instruments, Inc. (2500 Harbor Blvd., Box 3100, Fullerton, CA 92634) makes large-format, 7-segment LCD readouts that can be driven directly by suitable CMOS circuitry and can operate at 3 to 20 volts rms. Normally all segments are transparent. Applying a voltage to a segment causes the nematic crystal to become opaque and the segment to appear dark.

Power consumption of the Model 740 6-digit readout is only 50 microwatts. A comparable LED readout would consume some 70 milliwatts assuming a forward voltage of 2 volts, a drive current of 5 milliamperes per segment and a multiplexing scheme wherein only one of the six digits is on at any time.

Operating advantages like these are

PAY TV — BAND MICROWAVE ANTENNAS

RECEIVE EXCELLENT RECEPTION OF "COMMERCIAL FREE" FIRST RUN MOVIES, SPORTS, & CONCERTS

BWARE OF CHEAP IMITATIONS



- Fully Assembled MDS Rod
- Down Converter • Factory Built Tuner
- Full Guarantee • Easy to Follow Instructions
- All Mounting Hardware

ALSO . UHF DECODERS . BLACK BOX . CABLE DESCRAMBLERS . KITS . CIRCUIT BOARDS . PLANS . ANTENNAS . YOUR DECODER HEADQUARTERS FOR INFORMATION PACKAGE SEND \$20

FROM \$159⁹⁵ W/ VOL. DISCOUNTS

FOR CREDIT CARD

ORDERS CALL TOLL FREE...

1-800-227-1617 Ext. 680

VISA OR MASTERCARD LIMITED TIME ONLY! Calif. Residents 1-800-772-3545 Ext. 680

THE VIDEO MAGICIAN

1604-675 W. HASTINGS STREET VANCOUVER, BRITISH COLUMBIA CANADA, V6B1N2 (604) 682-2559

CIRCLE NO. 49 ON FREE INFORMATION CARD

"...A thrilling experience!"

That's what Video magazine had to say about the NOVABEAM® Model One color projection video system. They also called it's 6.5' diagonal-measure picture, the largest available in home television. "the sharpest, brightest picture we have ever seen."

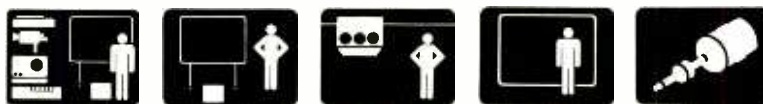


It's no wonder that the best home projection system available is built by Kloss Video. Back when the big TV manufacturers were still saying it couldn't be done, electronics pioneer Henry Kloss was developing the means to make life-size television a reality. He came up with innovations like the unique NOVATRON® projection tube which make the NOVABEAM Model One, according to CBS LABS in Video Review magazine, "by far the most impressive projection TV we have ever seen."

The NOVABEAM Model One provides a viewing experience unmatched by any other conventional or projection TV set, yet at a price which Videophile Magazine called "clearly one of the biggest bargains in home video today." Visit your authorized Kloss Video dealer to find out why Videophile also said, "See the NOVABEAM before handing over any of your hard-earned dough for another projector."

NOVABEAM MODEL ONE FROM KLOSS VIDEO CORPORATION


"The Projection Television Experts"



For information & name of nearest dealer, write to Kloss Video.

145 Sidney Street, Cambridge, Massachusetts 02139 617-547-6363

CIRCLE NO. 26 ON FREE INFORMATION CARD



HUSTLER — STILL THE LEADER IN DUAL CB ANTENNA SYSTEMS

Since introducing the industry's first dual CB antenna systems, Hustler has continually led the way in the development of these advanced designs.

Today, Hustler offers you the widest selection of quality dual CB systems available. Whether you're behind the wheel of the family car, RV, or a long-haul semi, a Hustler dual antenna system will give you a signal pattern unmatched in uniformity. Total electrical and mechanical reliability. Freedom from fading and blind spots when you change direction, and twice the signal capture area.

Hustler dual antenna systems feature professional-quality components: heavy chrome plated mounts, oversized "Hi-Q" resonators, superflex stainless steel radiators, dual phasing harnesses with balanced power feed, and much more...

For a consistently clear channel any way you turn, you can't surpass dual CB antenna systems by the original: Hustler — still the standard of performance.



3275 North "B" Avenue
Kissimmee, Florida 32741

An ARMASTRON Company

solid-state developments

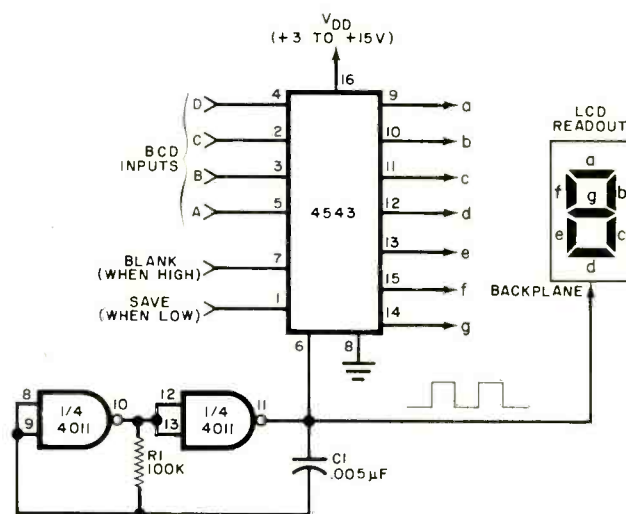


Fig. 2. How to use the 4543 CMOS LCD 7-segment latch/decoder/driver.

accompanied by several drawbacks. One is that LCD readouts cannot be read in the dark. For this reason some LCD readouts include a miniature incandescent lamp. Another disadvantage is that LCD readouts must be powered by an ac, not dc, voltage (usually 3 to 15 V). The driving requirements preclude direct drive of LCDs by standard ICs. Instead, special driving circuits or LCD compatible chips are required.

Operating temperature is another drawback since nematic liquid crystal will both freeze and boil. This gives a typical useful operating temperature range from about -10°C to $+70^{\circ}\text{C}$. Finally, LCD readouts have much slower turn-on and turn-off times than LEDs. This and their driving requirements make multiplexing difficult.

Their disadvantages notwithstanding, LCD readouts have all but replaced LED displays in watches and calculators. One of the main reasons is their ultra-low power consumption. Couple this with CMOS circuitry and you have, for example, a watch that continuously displays the time for up to two years before battery replacement is required!

Of course LED readouts still have an important role to play, particularly when a self-illuminating display is required. In addition, LEDs are inherently sturdier than their glass-encased LCD counterparts.

For this reason, some IC makers cater to both kinds of displays. For example, Intersil makes two versions of a single-chip panel meter. The ICL 7106 is designed to drive LCDs while the ICL 7107 is designed to drive LEDs. They are available from Intersil (10710 N. Tantau Ave., Cupertino, CA 95014).

An LCD Driver Chip. Many different clock and watch chips designed specifically for driving LCDs are now available. But what if you want to interface a circuit of your own design with an LCD? One approach is shown in Fig. 2.

Here a 4543 CMOS BCD-to-7-segment latch/decoder/driver is used to drive a 7-segment LCD display. Though the 4543 can drive various kinds of displays, it is specifically designed for driving LCD readouts.

When used to drive an LCD display, a square wave must be applied to both the phase input (pin 6) of the 4543 and the backplane of the LCD readout. This provides the ac driving voltage required by the LCD. The decoded outputs from the 4543 are connected directly to the LCD segment pins.

Note how two NAND gates are used in Fig 2 to make a simple square-wave generator for the 4543. Be sure to tie unused inputs to V_{DD} or ground. For more information about the 4543, see the data sheets published by Motorola, National and other CMOS companies. The National data sheet for its version of the 4543 (CD4543BM/CD4543BC) includes the circuit for a 3½-digit DVM with an LCD readout.

Reader Mail. I would like to thank Walter S. Swift of Boynton Beach, FL, for suggesting the topic of this month's column. Walter wrote to ask about the possibility of a liquid-crystal indicator much like the LED variety. He then suggested I cover the subject of liquid crystals in a forthcoming column.

As a result this month's column does not include news about new chips and components. And we've just barely begun to cover the subject of LCDs. For more information about liquid crystals, consult the hundreds of articles and technical papers on the subject that have been published since about 1965. You will find most of them at your local library. If you would like to suggest a topic for coverage in this column, jot down your idea on a postcard. Though the volume of mail makes it impossible to answer individual suggestions, I will try to schedule coverage of the suggestions which have potential. ◇

EXPERIMENTER'S CORNER

By Forrest M. Mims

Experimenting With a Joystick Part 2. Some Typical Applications

LAST MONTH we learned about and experimented with a few basic applications for single and two-axis joysticks. This month we'll experiment with several analog and digital applications for this very important type of control device.

The joystick I used with the experimental circuits we'll be discussing, each of which I assembled and tested, contains two 100-k Ω linear-taper potentiometers. It's available from Radio Shack for \$4.95 (catalog number 271-1705). Other joysticks may also be used. Those containing logarithmic-taper potentiometers, for example, are usually better suited for audio control applications. Other sources for joysticks include some of the mail order electronic parts supply companies that advertise in this magazine. You can also salvage used joysticks from discarded video games and remote-control transmitter systems.

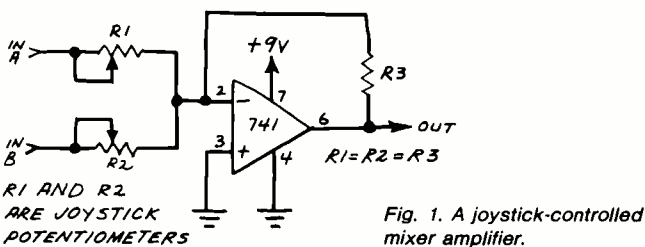
A Joystick-Controlled Mixer. A summing amplifier allows two or more signals to be simultaneously amplified. When used for audio applications, summing amplifiers are usually called *mixers*.

A typical mixer is a relatively simple circuit that allows two or more microphones to be connected to a single power amplifier. The mixer may or may not include a stage of preamplification. More elaborate mixers have half a dozen or more inputs, each having its own gain and, perhaps, other signal controls.

You can make a simple, but functional mixer by connecting several resistors, one for each channel, to one of the inputs of an operational amplifier. If potentiometers are used instead of fixed resistors, it is possible to control the amplitude of the signal from each channel.

This is where the joystick comes in. Normally, a separate potentiometer is required for each channel. Since the joystick incorporates two or four pots in a single structure, the signal amplitude of two to four channels can be controlled by moving a single control.

Figure 1 shows a very simple joystick-controlled mixer. The simplicity of this circuit will allow you to appreciate the ver-

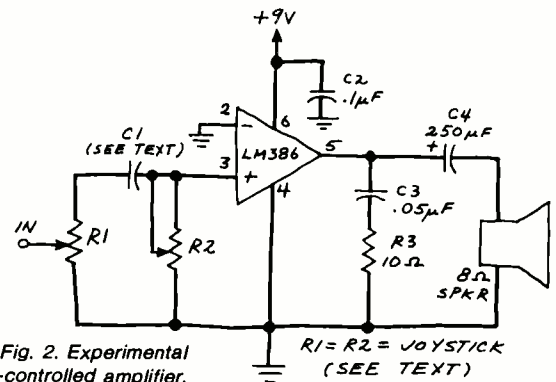


satility of a dual-channel mixer having a single mixing control. For example, I fed two audio channels (music and a tone) into the two inputs and was able to control the mixture with one hand while making other changes with the other hand.

I used a joystick containing 100-k Ω linear-taper potentiometers in this circuit. Logarithmic-taper pots would be better. You can try the basic resistive summer with many different op amps and audio amplifier chips. Joysticks containing four pots are hard to find, but they permit four channels to be simultaneously controlled.

Joystick-Controlled Tone and Amplitude. Figure 2 shows an experimental joystick tone- and amplitude-controlled amplifier. In operation, $R1$ controls the amplitude of the signal while $C1$ and $R2$ serve as a simple, but adjustable, tone-control filter.

To experiment with this circuit, connect an audio-frequency tone source to the input. A sine wave works better than fast-rising square waves. Move the stick so that $R1$ is rotated and the amplitude of the tone from the speaker will be altered.



Move the stick so that $R2$ is rotated and the amplitude of the tone will also be altered; but in this case, the change in amplitude is dependent upon the frequency of the incoming signal.

The first-order, high-pass Butterworth filter formed by $C1$ and $R2$ has a half-power frequency cutoff that is the reciprocal of $6.28R2C1$ or $0.159/R2C1$. The actual cutoff frequency you obtain may differ from that predicted by the formula. For example, when $R2$ is 50,000 ohms and $C1$ is 0.0001 μ F, the formula predicts a half-power frequency cutoff of 3,185 Hz. I measured a half-power frequency cutoff of about 1,000 Hz.

In any event, this simple circuit demonstrates how a single control can alter both the gain and frequency response of an amplifier. If you wish to design your own joystick-controlled amplifiers, there are several excellent books which contain helpful design guidelines. Among them are: *The Design of Active Filters, With Experiments* by Howard Berlin (E&L Instruments, 1977); *Handbook of Operational Amplifier Circuit Design* by David Stout and Milton Kaufman (McGraw-Hill, 1976); and Don Lancaster's *Active-Filter Cookbook* (Sams, 1975). You can find these and other books on the design of suitable filters in better libraries. You can also find some design information in application notes published by various op-amp manufacturers. See, for example, National's *Audio/Radio Handbook* and *Linear Applications Handbook*. (Due to the volume of mail I receive, I will be unable to design custom joystick-controlled circuits for individual readers.)

Dual-Tone Mixer. Figure 3 is an experimental joystick-controlled dual-tone mixer with which I've been experimenting. The circuit is designed around a 556 dual timer chip.

The 556 is functionally identical to two 555 timers on a single chip. Each half of the circuit in Fig. 3 is connected as an

astable multivibrator whose frequency of oscillation is controlled by one of the two 100-kΩ potentiometers in a joystick. The frequency is also controlled by C1 and C2.

Both halves of the circuit will oscillate without C3 and C4; but the capacitors are necessary to prevent uncontrolled interactions between the two oscillators.

The output from each tone generator is coupled into a simple audio mixer made from R5, C6 and a 741 op amp. Potentiometer R5 also serves as a balance control.

Capacitor C5 is not part of the mixer, but serves to stretch the fast rising and falling pulses from the two tone generators. This causes the sounds produced by this circuit to be more tolerable than they normally are.

For initial experiments, connect an external amplifier to pin 6 of the 741. The values of C1 and C2 should be similar or identical. Move the joystick off center, apply power and adjust R5 until the two simultaneous tones have approximately the same amplitude. You can then move the joystick in various directions to produce a wide range of unusual tone combinations.

The tones produced by this circuit are for the most part very unpleasant. Nevertheless, the circuit nicely demonstrates how a single control device can regulate two independent circuits. If you would like to follow up with circuit ideas of your own, consider substituting the 4046 CMOS phase-locked loop for the 556 (see the July and August 1980 installments of this column). The following circuit shows just one way the 4046 can be used in conjunction with a joystick.

Percussion Synthesizer. The sound produced by percussion instruments such as drums and wood blocks can be simulated by a damped op-amp oscillator. Changing one or two component values permits a variety of percussion sounds to be synthesized.

The circuit in Fig. 4 permits many different percussion

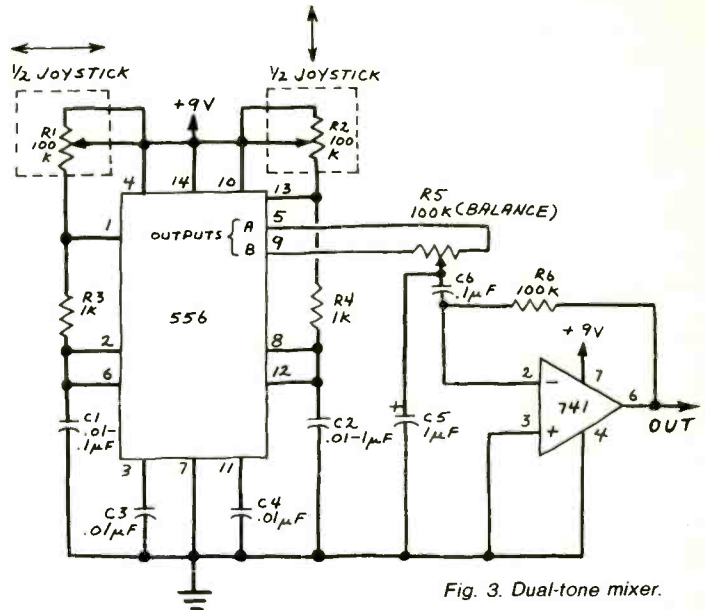


Fig. 3. Dual-tone mixer.


sounds to be generated under complete manual control. Percussion synthesizers described previously in this column operate when a switch is closed and released. The percussion effects produced by the circuit in Fig. 4 can be controlled in real time simply by moving a joystick back and forth. Wide, circular movements of the joystick produce sounds ranging from that emitted by a plucked violin string to a tapped glass. Various bell-like sounds can also be produced.

Referring to Fig. 4, note that R1 is the horizontal-axis pot in a two-pot joystick and is connected as a voltage divider

Components Express, Inc.
 "Have you kissed your computer lately?"
 1380 E. Edinger, Unit CC Santa Ana, CA 92705 (714) 558-3972

BROAD BAND MICROWAVE RECEIVER SYSTEM
 1.8GHZ to 2.4 GHZ

only \$295.



With built-in-converter to channel 2, 3, or 4 of any standard TV set.

- 24" Dish
- Feed-Horn Receiver
- Mounting Bracket
- Mounting Clamp
- Instructions
- 300 Ohm to 75 Ohm Adapter
- 750 Ohm to 300 Ohm Adapter
- 60 Feet Coax Cable with Connectors
- 3 Feet Coax Cable with Connectors

RANGE: Line of sight to 250 miles.
SCOPE: Will receive within the frequency band from satellites, primary microwave stations, and repeater microwave booster stations.
CONTENTS: Completely packaged in 19"x19"x4 1/2" corrugated carton complete with list.

WARRANTY: 180 days for all factory defects and electronic failures for normal usage and handling. Defective sub assemblies will be replaced with new or re-manufactured sub assembly on a 48 hour exchange guarantee.


This system is not a kit and requires no additional devices or equipment other than a TV set to place in operation.

Dealer inquiries invited

CIRCLE NO. 7 ON FREE INFORMATION CARD

Micromint will put both a computer development system and an OEM dedicated controller in the palm of your hand for only \$195

- Z8 MICROCOMPUTER**
 - On board tiny BASIC interpreter.
 - Parallel and serial I/O ports.
 - 6 interrupts.
- RS-232 CONNECTOR**
 - Just attach a CRT terminal and immediately write control programs in BASIC.
- 4K BYTES OF RAM**
 - 26132 4K X 8 low power quasi-static RAM. EPROM pin compatible.
- SWITCH SELECTABLE BAUD RATES**
 - 110-9600 BPS.
- FULLY EXPANDABLE**
 - Data and address buses available for 124K memory and I/O expansion.
 - 2 onboard parallel ports.
- 7.3728MHZ crystal for fast control operations.
- **JUMPER SELECTABLE MEMORY OPTIONS**
- 4K RAM, 2716 or 2732 EPROM operation.
- **LOW POWER**
 - Consumes only 1 1/2 WATTS at +5, +12 and -12V
- Optional power supply (+5, +12 and -12V) \$35.



As featured in

Ciarcia's Circuit Cellar, Byte Magazine, July and August 1981.

To Order:
 Call Toll Free: 1-800-645-3479
 (In N.Y. State Call: 1-516-374-6793)
 For information Call: 1-516-374-6793

MICROMINT INC.
 917 Midway
 Woodmere, N.Y. 11598



CIRCLE NO. 32 ON FREE INFORMATION CARD

which provides a variable voltage to the input of the voltage-controlled oscillator (vco) section of a 4046 phase-locked loop. The vco output is coupled into a 741 op amp through gain control *R2*. Capacitor *C3* enhances the percussion sounds by stretching the incoming signal from the 4046.

The vertical-axis pot in the joystick, *R3*, can be adjusted along with *R2* to alter the gain of the 741. Experimenting with the resistance of *R2* will help provide a full range of percussion sounds. The sounds themselves are produced when the joystick is moved in various patterns.

To create percussion sounds, for example, orient the joystick so that back and forth movements control the amplitude pot (*R3*). Push the stick away to its outermost limit, and the sound will cease as the noninverting input of the 741 is brought to ground through *R2*. Pull the stick straight back to achieve the percussion effect. You'll hear a sudden tone followed by rapid damping as the stick reduces the amplitude of the signal. For different tone frequencies, move the stick to the left or right before pulling it back. This will let you quickly change from plucking sounds to bells, etc.

If the joysticks are connected as shown in Fig. 4, the sound will cease when the stick is pulled back and rotated to the left. This allows you to fully recover and prepare for a new sound cycle without the presence of an intermediate (and highly distracting) tone.

For tinkling bell or plucked string effects, rapidly rotate the stick in a clockwise direction. You can experiment with the values of *C1* and *C3* and of *R2* for different effects.

Digitizing the Output from a Joystick. Joysticks provide a very important interface between computers and their operators. The practical implementation of this interface generally requires some form of analog-to-digital conversion.

Some joystick interfaces utilize software to detect the various tones produced by a joystick-controlled tone generator.

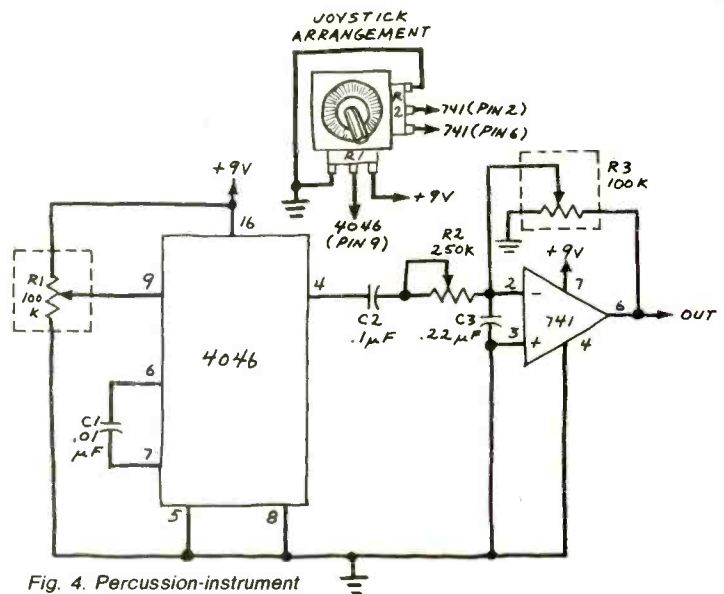


Fig. 4. Percussion-instrument synthesizer.

Figure 5 shows a straightforward hardware approach. This circuit digitizes the status of one of the pots in a joystick. The joystick pot is connected as a voltage divider which provides a variable voltage to the input of the analog-to-digital (A/D) converter chip. Many different A/D chips can be used in this application. The 8703, a product of Teledyne Semiconductor (1300 Terra Bella Ave., Mountain View, CA 94043), is a 24-pin DIP which provides 8 bits of conversion. Since the chip is a CMOS device, its power dissipation is a very low 20 mW.

PMC PERSONAL COMPUTER
Ideal for small businesses, schools, colleges, homes, etc. Suitable for the experienced, inexperienced, hobbyist, teacher, etc.

EG3000 Series

WITH NEW EXTRA KEYS!

ONLY \$575
POSTAGE \$20

● 16K user RAM plus extended 12K Microsoft BASIC in ROM ● Fully TRS-80 Level II software compatible ● Huge range of software already available ● Self contained, PSU, UHF modulator, and cassette ● Simply plugs into video monitor or UHF TV ● Full expansion to disks and printer ● Absolutely complete — just fit into mains plug.

TTL SALE

74LS00 \$0.15	74LS74 \$0.45	74LS365 \$0.75
75LS04 \$0.15	74LS86 \$0.55	74LS373 \$2.20
74LS05 \$0.20	74LS93 \$0.90	Z80A \$5.50
74LS10 \$0.29	74LS157 \$1.20	Z80 \$4.20
74LS32 \$0.35	74LS165 \$1.75	REG. 7805 \$0.90

SOCKETS LOW PROFILE

14 PIN \$0.10	18 PIN \$0.15	24 PIN \$0.25
16 PIN \$0.10	20 PIN \$0.15	40 PIN \$0.30

10V Power Adapter 600ml. \$6.90 UHF Modulators \$9.90

LOOK! MICROACE/SINCLAIR USERS

8K FLOATING POINT SUPER ROM PACK

WITH NEW MANUAL ONLY \$35

GET YOURSELF A NEW EPSON MX80 & MX70 PRINTER AND SAVE A FORTUNE

Price on application

Interface Cards for Apple, Pet, TRS80, and PMC

RS232 Interface Cards not necessary for parallel.

Full TRS80 POSTAGE \$20

MICROACE/SINCLAIR VIDEO UPGRADE KIT

Only runs with NEW ROM (Smooth screen display) ONLY \$29

SHARP PC1211

\$190

COMPUTER POWER THAT ONCE FILLED A ROOM CAN NOW BE CARRIED IN YOUR POCKET!

● Programs in BASIC ● "QWERTY" Alphabetic Keyboard ● 1.9K Random Access Memory ● Long Battery Life.

MICROACE/SINCLAIR 16K RAM PLUS EXPANSION BOARD

3 SLOTS WITH EXTRA POWER SUPPLY

16K ONLY \$149 4K ONLY \$110

COMP PRO MIXER

Professional audio mixer that you can build yourself and save over \$200.

Only \$199 for complete kit.

power supply \$50.00

POSTAGE \$20

ACCESSIT AUDIO ADD-ONS

MicroAce

A COMPLETE COMPUTER

A new generation of safe computers

2K Kit ONLY \$149 Post and shipping FREE

IMMEDIATE DELIVERY

SALE OUT!

Sinclair is a Registered Trademark of Sinclair Research Ltd.

TV GAME BREAK OUT KIT

Has got to be one of the world's greatest TV games. You really get hooked. Has also 4 other pinball games and lots of options. Good kit for upgrading old amusement games.

MINI KIT PCB, sound & vision modulator, memory chip and de code chip. Very simple to construct \$30.00

OR PCB \$6.00 MAIN LSI \$17.00

MicroAce

Please make checks and money orders payable to **MicroAce** or phone your order quoting **Master Charge, Visa, Diners Club or American Express** number for immediate despatch. Add 6% Tax for Shipments inside California.

MicroAce, 1348 East Edinger, Santa Ana, California, Zip Code 92705. Telephone: (714) 547 2526

The 8703 has three-state outputs and is thus ideally suited for connection to microcomputer buses. Pin 24 controls the outputs; when it is low, the outputs are enabled. When pin 24 is high, the outputs assume the high impedance (off) state.

Eight bits per joystick pot is probably all or even more than you will need. If you need even higher resolution, you can select the 8704 (10-bit) or 8705 (12-bit) chips. These chips are essentially identical to the 8703 with the addition of more outputs.

When the circuit in Fig. 5 is connected as shown, the output will indicate an 8-bit binary count of 0000 0000 to 1111 1111 as the joystick pot is rotated from one extreme to another. Since joystick pots are usually limited by a plastic or metal template to only a portion of their maximum rotation, you may not obtain the full range of conversion. However, you can connect the joystick pot to a higher voltage to enhance the overall range.

Having spent some time experimenting with the circuit in Fig. 5, I would urge you to obtain the 8703 data sheet before using the chip in an actual circuit. ADC chips are sometimes a little tricky to use (certainly more so than op amps and unlocked logic), and the data sheet will help you understand their operation.

For example, you can vary the rate at which the 8703 performs conversions by connecting an external clock to pin 21. Each time the clock sends a positive pulse to pin 21, the 8703 will begin a new conversion cycle unless it is busy performing an existing cycle. When pin 21 is connected to V_{DD} (pin 19), the 8703 goes into a free-running mode in which conversions are automatically performed at a rate of approximately 800 per second.

Decoding the Output from an ADC. The binary output from a joystick with an ADC can be connected directly to a digital data bus. Or it can be decoded for a real-time indica-

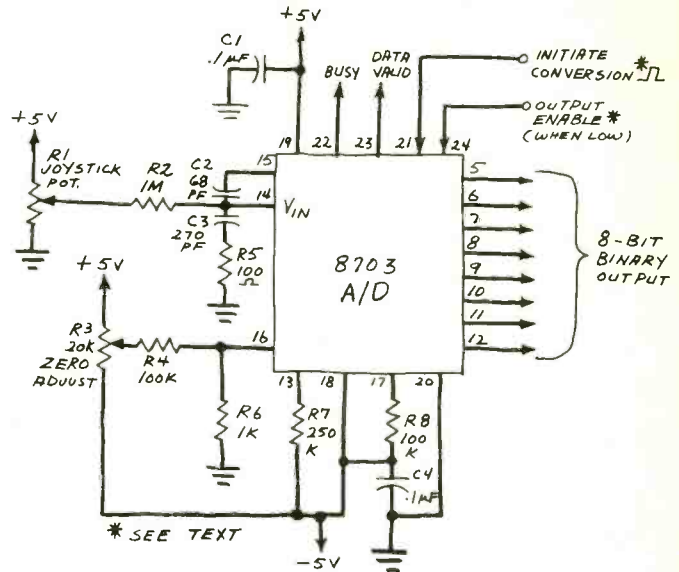


Fig. 5. Digitizing the output from a joystick with an A/D converter.

tion of the position of the joystick. Figure 6 shows one way to decode half the output from the 8703 A/D converter.

The 4049 buffers provide CMOS-to-TTL interfacing for the 8703. (The 8703 will interface directly with CMOS and LS chips.) The 74154 is a 4-to-16-line decoder which transforms a 4-bit input into its hexadecimal equivalent. When the joystick is swept from one extreme to another, the LEDs light

SEE YOUR DEALER TODAY

DEMAND THE ORIGINAL

'Firestik®'

The #1 Helically Wire-Wound and Most Copied Antenna in the World!

27MHz AM/FM/SSB CB

2 METER • MARINE TELEPHONE
LAND MOBILE TELEPHONE

FIBERGLASS ANTENNAS AND ACCESSORIES.

NEW

CORDLESS TELEPHONE ANTENNA

INCREASES DISTANCE 5 TO 20 TIMES

Dealer & Distributor Inquiries Invited
SEND FOR FREE CATALOG

'Firestik' Antenna Company
2614 East Adams/Phoenix, AZ 85034

Name _____
Street _____
City _____
State _____ Zip _____

Serving the CB and Communications Market Since 1962.

5-YEAR REPLACEMENT WARRANTY

CIRCLE NO. 17 ON FREE INFORMATION CARD

FREE!

1981 DISCOUNT ELECTRONICS CATALOG

JOIN THE PAK!

Send for our Free catalog and become a member of our exclusive Pak. Our members receive Poly Paks' exciting catalog several times a year. We offer:

- Penny Sales, Free
- Premiums and Low,
- Low Prices on a wide variety of

Electronic Products such as Computer Peripherals, Integrated Circuits, Speakers, Audio Equipment, Rechargeable Batteries, Solar Products, Semiconductors, and much, much more!

Take advantage of our 25 years as America's foremost Supplier of discount electronics.

RUSH ME YOUR FREEDISCOUNTCATALOG!

NAME: _____
ADDRESS: _____
CITY: _____
STATE: _____ ZIP: _____

CLIP AND MAIL COUPON TODAY TO:
POLY PAKS, INC.
P.O. BOX 942, PO-12
S. LYNNFIELD, MA. 01940 (617) 245-3828

Over 4.5 Million Satisfied Customers

CIRCLE NO. 40 ON FREE INFORMATION CARD

SAVE!

MONEY • TIME • FREIGHT

- QUALITY STEREO EQUIPMENT AT LOWEST PRICES.
- YOUR REQUEST FOR QUOTATION RETURNED SAME DAY.
- FACTORY SEALED CARTONS—GUARANTEED AND INSURED.
- SAVE ON NAME BRANDS LIKE:

PIONEER	JVC
KENWOOD	TEAC
MARANTZ	SANSUI
TECHNICS	SONY

AND MORE THAN 50 OTHERS
BUY THE MODERN WAY
BY MAIL—FROM

BANK CARDS ACCEPTED

12 East Delaware
Chicago, Illinois 60611
312-664-0020
800-621-8042

CIRCLE NO. 21 ON FREE INFORMATION CARD

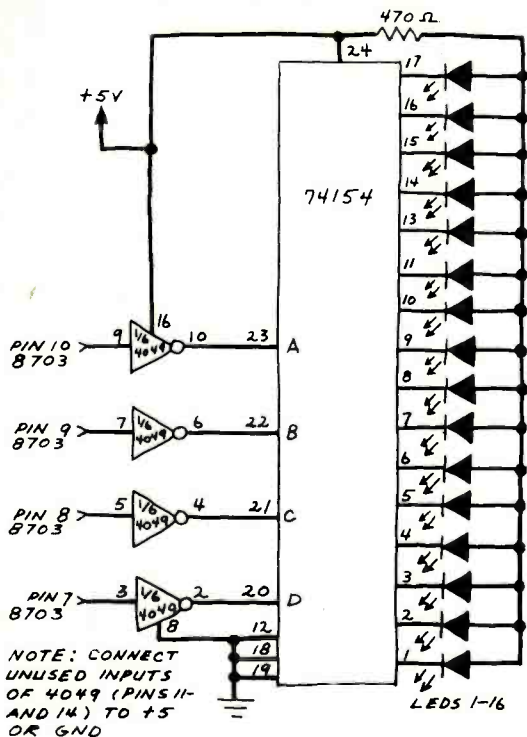


Fig. 6. How to decode the four lowest-order bits from the 8703 A/D.

up in succession. By placing the axis of the joystick pot perpendicular to the row of LEDs, the position of the glowing LED will track the position of the joystick.


Going Further. This two-part series on joysticks has provided only a hint at what you can do with these important interface devices. Now that you know something about them, perhaps you can think of some circuits and applications of your own.

For example, try connecting a pair of circuits like the one in Fig. 5 to both pots in a two-axis joystick. This will provide you with a digitized indication of the real position of the joystick. You can place this data on a 16-bit microcomputer bus. Or you can place the same data on an 8-bit bus by using the four highest-order bits from each A/D.

You might want to experiment with applications which do not involve manual movement of the joystick. For example, if the joystick is inverted and connected to a weight, it will indicate movements of the potentiometer assembly by appropriate changes in resistance (or voltage). This application can be used in automatic leveling equipment, low-frequency vibration detection and anywhere you desire to measure the change in position or attitude of an object large enough to support the joystick assembly.

Finally, you might wish to design your own video games or radio-control devices using a joystick interface. One possibility for the latter application is a dual-tone two-channel control scheme. One pot varies the tone for one channel from, say, 50 to 500 Hz while the second pot varies the tone for a second channel from, say, 5,000 to 10,000 Hz. The receiver is designed with two output stages, one of which passes only the low-frequency tone range and the second only the high-frequency tone range. Separate frequency-to-voltage converters at each output provide the desired control signals. This, of course, is only one possibility. You can think of others. ♦

Put Professional Knowledge and a
COLLEGE DEGREE
in your Electronics Career through
HOME STUDY



Earn Your DEGREE

No commuting to class. Study at your own pace, while continuing your present job. Learn from easy-to-understand lessons, with help from your home-study instructors whenever you need it.

In the Grantham electronics program, you first earn your A.S.E.T. degree, and then your B.S.E.T. These degrees are *accredited* by the Accrediting Commission of the National Home Study Council.

Our *free* bulletin gives full details of the home-study program, the degrees awarded, and the requirements for each degree. Write for *Bulletin ET-82*.

Grantham College of Engineering
2500 So. LaCienega Blvd.
Los Angeles, California 90034

ELECTRONIC COMPONENTS
Wholesale - Retail - O.E.M.
1 Amp TO-220 Voltage Regulators

PART #	1-24	25-99	100-499	500 +
7805 (LM340T-5)	89	.75	.65	Call
7812 (LM340T-12)	89	.75	.65	for
7815 (LM340T-15)	89	.75	.65	Quote
7818 (LM340T-18)	89	.75	.65	

5% Carbon Film Resistors
We stock all 5% standard values between 1 ohm and 1 Meg ohm.

Package of	Price
5	.20
100 (one value)	1.65
1000 (one value)	12.00

Package of 525
Package of 100 (one value) 1.75
Package of 1000 (one value) 15.00

Sampler box consisting of 5 each of all 145 standard 5% values between 1 ohm and 1 Meg Ohm

1/4 watt sampler box	22.00
1/2 watt sampler box	27.00

- \$10.00 minimum order -

Send for our full line catalog of IC's, sockets, capacitors, trim pots, diodes, bridges, LEDs, Enclosures, switches, crystals, etc.

WESTLAND ELECTRONICS, INC.
37387 Ford Rd., Westland, MI 48185
- Toll Free Order Line -
1-800-521-0664

INTERNATIONAL ELECTRONICS UNLIMITED

SPECIAL 15% OFF ON \$25.00
(total of computer components)

Z80A CPU	\$10.95	2114L 200ns LP	\$3.35
Z80A PIO	7.95	4116 200ns	2.95
Z80A CTC	7.95	1702A Ius	5.85
Z80A SIO/O	32.45	2708 450ns	5.00
Z80A DMA	30.60	2716 450ns 5V	6.75
Z80A OART	18.80	90B0A	5.25
		1602B 5V 12V	4.65

CARBON FILM 15%	CARBON FILM RESISTORS 1/4W & 1/2W
1/4watt (R.Ohm R25)	Total qty ea pk-5 pk-10 pk-20
.095" dia X .250" long (body)	1-999 .52 .65 1.10 .25 .45 2.00
1/2watt (R.Ohm R50)	1000- .10 .25 .40 1.90
.146" dia X .351" long (body)	5000- .10 .20 .40 1.80

METAL FILM 1%	METAL FILM RESISTORS 1/4W
RND (R.Ohm CR860Y) 1/4watt	Total qty ea pk-5 pk-10 pk-25 pk-100
Low temp coef - 50ppm/°C	1-999 .52 .65 1.10 2.00 7.50
.138" dia X .351" long (body)	1000- .25 .60 1.00 1.90 7.00
color banded	5000- .25 .55 .95 1.80 6.50

STANDARD 1% METAL FILM VALUES FROM 10 OHM TO 1.21 MDHM

LINEAR CIRCUITS	10% OFF ON \$25.00	15% OFF ON \$50.00
301N-B	.25	741N-B .32
307N-B	.32	741N-14 .29
309H	1.05	748N-B .25
311N-B	.29	1310N-14 .25
318N-B	1.45	1414N-14 .35
324N-14	.95	1458N-B 1.29
339N-14	.29	1458N-B .65
376N-B	.30	1496N-14 .89
380N-14	1.09	1800N-16 2.40
380N-B	.45	2208N-B .79
386N-B	.89	2208N-B .79
387N-B	.89	3045N-14 1.29
555N-B	.45	3081N-16 1.25
556N-14	.79	3082N-16 1.25
560N-16	2.95	3900N-14 .45
565N-14	.95	7515N-R .35
567N-B	1.09	7545N-B .35
703N-B	.49	7545N-B .35
723N-14	.39	7549N-14 .75
733H	.45	7549N-14 .89

LED's

Jumbo diffused .20" x .34" 1"

pk-10	pk-25	100-	1000-
RED \$1.00	\$2.25	.08ea	.078ea
WHITE 1.10	2.50	.09ea	.085ea
YELLOW 1.40	3.25	.11ea	.10ea
GREEN 1.40	3.25	.11ea	.10ea

Subminiature diffused .125" x .21" 1"

pk-10	pk-25	100-	1000-
CLEAR \$1.00	\$2.25	.08ea	.078ea
CLEAR 1.10	2.50	.09ea	.085ea
YELLOW 1.40	3.25	.11ea	.10ea
GREEN 1.40	3.25	.11ea	.10ea

TRANSISTORS ea .10- .100-

2N305A	10-92	NPN	5.25	1.7ea	12ea
2N2222A	10-92	NPN	30	18ea	15ea
2N2222A	10-14	NPN	45	35ea	25ea
2N3053	10-5	NPN	55	50ea	45ea
2N3904	10-92	NPN	25	17ea	12ea
2N3906	10-92	PNP	25	17ea	12ea

VOLTAGE REGULATORS

7805 +5V	\$1.19	7905 -5V	\$1.19
7808 +8V	1.19	7912 -12V	1.19
7812 +12V	1.19	7915 -15V	1.19
7815 +15V	1.19		
7824 +24V	1.19		

TANTALUM CAPACITOR KIT
SOLID DIP #20%

1uF/35V	2.2uF/20V	10uF/25V
22uF/35V	3.3uF/35V	15uF/20V
33uF/35V	4.7uF/25V	22uF/35V
1uF/35V	6.8uF/35V	33uF/15V
1.5uF/20V		

T-5 5ea of above \$27.50

DIODES

1N306A	15/\$1.00	100- .05ea	1000- .04ea
1N4001	12/\$1.00	.07ea	.06ea
1N4007	10/\$1.00	.11ea	.10ea
1N4148 (1N914)	15/\$1.00	.05ea	.04ea

INTERNATIONAL ELECTRONICS UNLIMITED
435 First St. Suite 19 A
Solvang, CA 93463
805 688 2747

CIRCLE NO. 22 ON FREE INFORMATION CARD

THIS OFFER TAKES COURAGE

JENSEN
T415 & A 60



\$217


50 Watt System

ONKYO
TA 1900



\$99
Metal Capable

BOSE
601 Series I



\$224

Special Closeout

TOLL FREE 800-356-9514 Weekdays 9-9
Saturdays 9-5

Over 100 Brands like:

Technics	Maxell	Sony	Cerwin	Nikon
Pioneer	Empire	Teac	Vega	Canon
Marantz	Altec	Akai	Onkyo	Minolta
Kenwood	Sharp	Dual	Audio	Pentax
Sansui	Phillips	Koss	Tecnica	Vixitar
Jensen	Shure	TDK	Clavin	Yashica

WDS

WISCONSIN DISCOUNT STEREO

2417 w. badger rd. madison, wi 53713

608-271-6889

CIRCLE NO. 53 ON FREE INFORMATION CARD

Remove Vocals

Remove the lead vocal and substitute your own voice with most stereo recordings using our new, low cost VOCAL ZAPPER™. Great for practice, professional demos or just for fun.

WITH THE

VOCAL ZAPPER™



FROM

PAIA Electronics, Inc.

1020 W. Wilshire, Oklahoma City, OK 73116 - (405) 443-9626

- Rush my Vocal Zapper Kit, \$24.95 plus \$3 postage & handling enclosed.
- Send assembled Vocal Zapper, \$39.95 plus \$3 postage & handling enclosed.
- Send Free Catalog

name _____

address _____

city _____ state _____ zip _____

Visa MC card no. _____

PAIA Electronics, dept. 12R1020 W. Wilshire, Okla. City, OK 73116

CIRCLE NO. 39 ON FREE INFORMATION CARD

102

CALCULATOR SAVINGS

hp HEWLETT PACKARD

HP-11C Slim Scientific	\$107.95
HP-12C Slim Financial	117.95
HP-32C Scientific	242.95
HP-33C Programmable	68.95
HP-34C Adv. Program	114.95
HP-37C Financial	58.95
HP-41C Alpha Program	187.95
HP-41CV (Full Memory)	237.95
Card Reader/41	164.95
Printer/41	289.95
Optical Wand/41	92.95
HP-83 Desk Computer	1695.00
16K Memory Module	249.95
Quad Memory/41C	76.95
HP-67 Programmable	287.95
HP-97 Desk Program	579.95
HP-85 Desk Computer	2495.00
HP-125 CP/M Computer	2285.00



Call for Low Prices on all Calculator and Computer Accessories.

TEXAS INSTRUMENTS

TI-25	\$19.95	TI-59	\$179.95	TI-99/4A Console	\$379.95
TI-55	29.95	PC-100C	159.95	Language Tutor	99.95
TI-55-II	42.95	Progrmr	49.95	Speak & Spell	59.95
TI-58C	89.95	TI-5040	67.95	Business Analyst II	39.95

Call for Low Prices on All TI Calculators and Watches

Sharp	PC-1211 Handheld Computer	\$149.95
	CE-121 Cassette interface	39.95
	CE-122 Printer/Cassette interface	109.95
	EL-5100 Alphanumeric scientific programmable	69.95
	EL-7001 Miniature typewriter and calculator	99.95
	CT-660E Talking digital alarm clock	59.95
Casio	FX-602P Slim programmable, 512 steps	99.95
	FX-702P Handheld computer	159.95
	VL-1 Musical, 100-note memory	54.95
	M-10 Compact musical keyboard	124.95
	MT-30 Compact musical keyboard	159.95
	W-100 Water sports alarm chrono, 325 feet	34.95
	CA-90 Calculator alarm chrono watch	39.95
Pearlco	S202 Microcassette tape recorder	79.95
	S802 Two-speed, two-hour recorder	99.95
	S801 Olympus' smallest, two-hour	139.95
	X-01 New electronic recorder	199.95
Craig	M100 Language translator	49.95
Olivetti	Praxis 35 Electronic portable typewriter	579.95

For faster delivery use cashier's check or money order. Add shipping 1% of your order (\$3.00 min.). East of Missp Riv. add \$1.50 CA Res. add 6%. Subject to availability VISA and MC accepted. USA prices

ORDER **800-421-5188** Outside
TOLL-FREE Information line (213) 633-3262 CA, AK, HI


tam's
INCORPORATED

Tam's Dept. PE-12
14932 Garfield Ave.
Paramount, CA 90723
(213) 633-3262

CIRCLE NO. 46 ON FREE INFORMATION CARD

Here's why we're Number One.

When it comes to logic probes, more people buy Global Specialties. Because no one can match us for value. Our four logically-priced probes—including our remarkable new 150 MHz ECL—deliver more speed, accuracy, flexibility and reliability than others costing considerably more! So why compromise? Discover for yourself why we're the number-one logical choice!



Standard LP-1, \$50.00* with memory—captures pulses to 50 nsec, 10 MHz, guaranteed.

Economy LP-2, \$32.00* to 50 nsec, 1.5 MHz.

High-speed LP-3, \$77.00* with memory, guaranteed to 10 nsec (6 nsec, typical), 50 MHz!

New ECL LP-4, \$150.00* the new industry standard—with memory, guaranteed to 4 nsec (2 nsec, typical), 150 MHz!

GLOBAL SPECIALTIES CORPORATION

70 Fulton Terr. New Haven, CT 06509 (203) 624-3103. TWX 710-465-1227
OTHER OFFICES: San Francisco (415) 648-0611. TWX 910-372-7992
Europe: Phone Saillon/Walzen 0799-21682. TLX 817477
Canada: Len Finkler Ltd. Downsview, Ontario

Call toll-free for details
1-800-243-6077

During business hours

*Suggested U.S. resale. Prices, specifications subject to change without notice.
© Copyright 1981 Global Specialties Corporation

CIRCLE NO. 62 ON FREE INFORMATION CARD

Popular Electronics®

INDEX VOLUME 19

JANUARY TO DECEMBER 1981

AUDIO AND VIDEO

	Mo./Pg.
Audio Cassette Tapes, Comparing High-Tech (Stark).....	Dec. 63
Audio Level Meter (Gorin).....	Oct. 87
Audio Power Amplifiers, PE Tests Eight (Hirsch, Rodgers).....	Jan. 52
Bass-Summing Amplifiers, Cancel Rumble With This (Davis).....	Apr. 77
Dolby Does It Again. Shh! (Forrest).....	Jun. 59
Dynamic Range Processor, Peak Unlimiter (Sutton).....	Sept. 75
Patch Box, Signal-Processor (Stosich).....	Aug. 60
Phono Preamplifier, A High-Performance (Roberts).....	Mar. 79
Out of Tune Correction.....	Jun. 6
Projection TV, Is It For You? (Mitchell).....	Jul. 12
Satellite Transmissions, Home Earth Stations for (Prentiss).....	Jul. 24
Sound-Effects Generator, Unimod-A Versatile (Barbarelo).....	Feb. 65
Tune Your Receiver By the Numbers (McClellan).....	Oct. 33
TV From Outer Space, The Coming of Direct Broadcast Satellites (McVeigh).....	May 53
TV Satellites, DXing those (PE Editorial Staff).....	Oct. 49
VHS Meets Beta (Prentiss).....	Aug. 38
Video Camera, Choosing a (Berger).....	Jul. 32
Video Cassette Recorders, A Buyer's Guide (Isaacs).....	Jul. 20
Video Disc Players, Laser Disc vs. CED (Prentiss).....	Jul. 26
Video Movie Making, A Guide to (Berger).....	Oct. 56
Vocal Zapper Makes You a "Superstar" (Anderton and Karr).....	May 78
Woofers, Electronic Bass Boost for (Kaufman).....	Nov. 47

COMMUNICATIONS

	Mo./Pg.
Aiming the Antenna (Weber).....	Oct. 52
Crystal Receiver, Build an Ocean-Spanning (Lash).....	Jul. 69
Morse-a-Keyer, Build a, Part 1 (Steber).....	Jan. 61
Morse-a-Keyer, Build a, Conclusion (Steber).....	Feb. 83
Multiband Shortwave Antenna for SWLs (Johns).....	Jun. 53
RTTY Meets the Computer (Thurber).....	May 61
Satellite Transmissions, Home Earth Stations for (Prentiss).....	Jul. 24
TV From Outer Space, The Coming of Direct Broadcast Satellites (McVeigh).....	May 63
TV Satellites, DXing Those (PE Editorial Staff).....	Oct. 49

COMPUTERS

	Mo./Pg.
4060 As a Timer, Using the (Gross).....	Jun. 73
Computer Language Confusion—Sorting It Out (Veit).....	Dec. 39
EPROM Programmer, 1802 Based (Bregoli).....	Jun. 68
Expanded Elf, Simple Display and Operating Program for the (Dollhausen).....	Sept. 84
Memory Addition for Training Computers (Wolach).....	Apr. 61
Microprocessor Applications for the 80's; Part 3, A Computerized Automatic Telephone Dialer (Reese).....	Jan. 68
Microprocessor Applications for the 80's; Conclusion, A Computerized Telephone Dialer (Reese).....	Feb. 79
Microprocessor, Designing With the 8080; Part 1, The Basic System (Carlstrom).....	Sept. 57
Microprocessor, Designing With the 8080; Part 2, The CPU Module (Carlstrom).....	Oct. 80
Microprocessor, Designing With the 8080; Part 3, Software (Carlstrom).....	Nov. 68
Microprocessor, Designing With the 8080; Part 4, A Typical Program (Carlstrom).....	Dec. 74
Numbers, Binary, Octal and Hexadecimal (Blechman).....	Mar. 63
Program Merging on a TRS-80 (Fridde).....	May 82

RTTY Meets the Computer (Thurber).....	May 61
Target, an Elf Game (Burch).....	Apr. 63
Word Processing (Werner).....	Aug. 29

CONSTRUCTION

	Mo./Pg.
4060 As a Timer, Using the (Gross).....	Jun. 73
Alarm for Toxic Gases (Lewart).....	Sept. 79
Analog Meter, Single LED (Leithausen).....	Sept. 81
Appliance "Off" Reminder (Valescu).....	Jun. 76
Audio Level Meter (Gorin).....	Oct. 87
Automatic Alert to Shut Off Car Headlights (Ball).....	Jan. 67
Automobile Clocks, Rejuvenate Defunct (Clark).....	Oct. 92
Bass-Summing Amplifier, Cancel Rumble with this (Davis).....	Apr. 77
Battery Booster/Trickle Charger (Lewart).....	Jan. 66
Burglar Baffler, Protect Your Home With the (Martin).....	Jul. 65
Camera Timer for Time-Lapse Photography (Lemen).....	Nov. 65
Car Battery-Drain Indicator, An Early Warning (Fox).....	Dec. 69
Commercial Killer for a Clock Radio (Bresnick).....	Jun. 67
Crystal Receiver, Build an Ocean-Spanning (Lash).....	Jul. 69
Dynamic Range Processor, Peak Unlimiter (Sutton).....	Sept. 75
Electronic Fuse, High-Speed (Lenny & Davenport).....	Aug. 48
Electronic Ringer for Telephone Lines, A Low-Cost (Albing).....	May 70
EPROM Programmer, 1802 Based (Bregoli).....	Jun. 68
Fluorescent Lamp, A Battery Operated (Walden).....	Aug. 53
Freezer Over-Temperature Alarm (Field).....	Apr. 75
Headlight Modulator for Cycle Safety, Build a (Jones).....	June 71
Light Controller, A "Smart" Greenhouse (Williams).....	May 67
Line Voltage Regulator, An Automatic (Elkin).....	Mar. 85
Metronome, A LED Pendulum (Blechman).....	Dec. 79
Metal Detector, "Coinshooter" (Lahr).....	Aug. 55
Microprocessor Applications for the 80's; Part III: A Computerized Automatic Telephone Dialer (Reese).....	Jan. 68
Microprocessor Applications for the 80's; Conclusion: A Computerized Automatic Telephone Dialer (Reese).....	Feb. 79
Microprocessor, Designing With the 8080; Part 2, The CPU Module (Carlstrom).....	Oct. 80
Microprocessor, Designing With the 8080; Part 3, Software (Carlstrom).....	Nov. 68
Microprocessor, Designing With the 8080; Part 4: A Typical Program (Carlstrom).....	Dec. 74
Morse-a-Keyer, Build a, Part 1 (Steber).....	Jan. 61
Morse-a-Keyer, Build a, Conclusion (Steber).....	Feb. 83
Multiband Shortwave Antenna for SWLs (Johns).....	Jun. 53
Oscilloscopes Can Display Multi-Channel Logic Signals, How Ordinary (Solomon).....	Feb. 60
Oscilloscope Time-Base Generator (Geivett).....	Nov. 77
Patch Box, Signal-Processor (Stosich).....	Aug. 60
Phono Preamplifier, A High-Performance (Roberts).....	Mar. 79
Out of Tune Correction.....	Jun. 6
Power Supplies for Op Amps (Block).....	Apr. 57
Out of Tune Correction.....	Jun. 6
Power Supplies from Recycled AC Adapters (Tenny).....	Feb. 57
Programmable Control, Vary the Speed of Synchronous Motors with this (McClellan).....	Apr. 65
Reactance Measuring Set, Build the (Barbarelo & Iriye).....	Mar. 67
Sound-Effects Generator, Unimod—A Versatile (Barbarelo).....	Feb. 65
Strobe, Build the Poor Man's (Gorgenyi).....	Jun. 63
Tachometer for Auto Tune-Ups, Wireless Idle (Davis).....	May 75
Telephone Ringer, Melodic (Chapman & Paulkovich).....	Nov. 57
Temperature Probe, Build A Diode.....	Feb. 62

Tune Your Receiver By the Numbers (McClellan).....	Oct. 33
Vocal Zapper Makes You a "Superstar" (Anderton & Karr).....	May 78
Wireless AD ZAP Turns Off TV Commercials (Seaman).....	Feb. 44
Woofers, Electronic Bass Boost for (Kaufman).....	Nov. 47

DEPARTMENTS AND COLUMNS Mo./Pg.

Amateur Radio (Thurber)	
The Morse Code, Alive and Kicking.....	Apr. 89
Computer Bits (Solomon)	
Free Computer Networks.....	Jun. 40
Computer Bits (Warren)	
Backup May Be On Your Mind.....	Jan. 30
Roll Your Own Computer Show.....	Feb. 32
Good Grieff More Conversion.....	Mar. 48
NCC Is Just Around the Corner.....	Apr. 33
New Systems for 1981.....	May 37
Coming Attractions Plus a Tip.....	Jul. 48
This Is the Year of Software.....	Aug. 62
High-End Systems (for Low-End Buyers).....	Sept. 45
Sweeten Your Apple.....	Oct. 25
Systems and Software.....	Nov. 32
Beefing Up Your H-89.....	Dec. 84
DX Listening (Hauser)	
Trends in International Broadcasting.....	Jan. 94
Sports on Shortwave.....	Feb. 100
Shortwave Broadcasting and the FCC.....	Mar. 97
Revolution By Radio Revisited.....	May 92
Slow-Scan Television on Shortwave Broadcast.....	Jul. 79
Science & Technology Programs.....	Aug. 81
Strikes Disrupt International Broadcasting.....	Sept. 96
About Time to Stop Tampering.....	Nov. 93
Editorial (Rodgers)	
The Video Guerrilla Army.....	May 4
By Their Fruit.....	Jun. 4
The Amplified Mind.....	Jul. 4
Editorial (Salsberg)	
Across My Desk.....	Jan. 7
Computer User Discovery.....	Feb. 4
Hunting of the Quark.....	Mar. 4
Babel Revisited.....	Apr. 4
A Bridge to Tomorrow.....	Aug. 6
Computer Literacy.....	Sept. 4
Experimenting With Electronics.....	Oct. 6
Onward, Ever Onward.....	Nov. 6
The IRS Cometh.....	Dec. 4
English Broadcasts Audible in North America (Hauser).....	Apr. 91
.....	Jun. 88
.....	Oct. 107
Entertainment Electronics (Berger)	
Life With Video Discs.....	Mar. 14
A Little Traveling Music.....	Apr. 14
TV Connection.....	May 14
Indoor FM Antennas.....	Jul. 42
Stylus Replacement—Original and Brand "X".....	Aug. 50
Video Accessories from the Camera Store.....	Sept. 14
The Problem of Video Camera Compatibility.....	Oct. 24
Video Begins to Get Convenient.....	Nov. 24
Entertainment Electronics (Rodgers)	
Miscellany.....	Jan. 22
Can We Hear Phase Distortion?.....	Feb. 15
New Sonic Hologram.....	Mar. 20
Digital Sturm and Drang.....	Jun. 18
Experimenter's Corner (Mims)	
Experimenting With a Light Pen, Part 2.....	Jan. 86
CMOS Basics: The 4011 Quad NAND Gate.....	Feb. 95
Programmable-Gain Amplifiers.....	Mar. 93
Electronic Aids for the Handicapped.....	Apr. 83
Polapulse Wafer Battery.....	May 88
Do-It-Yourself Batteries.....	Jun. 84
Remote Sensing; Part 1.....	Jul. 75
Remote Sensing; Part 2.....	Aug. 76
Experimenting With an Air Pressure Switch.....	Sept. 90
Experimenting With High-Speed Logic.....	Oct. 102
Experimenting With a Joystick; Part 1, Basic Concepts and Applications.....	Nov. 88
Experimenting With a Joystick; Part 2, Some Typical Applications.....	Dec. 97
Fundamental Facts (Buchsbbaum)	
The Basic Network Laws.....	Dec. 91
Project of the Month (Mims)	
Ultra-Simple Power Flasher.....	Jan. 99
A Simple Wind-Speed Indicator.....	Feb. 109
Transistorized Light Flasher.....	Mar. 100
Liquid-Level Indicator for the Blind.....	Apr. 96
Model-Railroad Crossing Light.....	May 96
Steam Engine and Whistle Sound Synthesizer.....	Jun. 96
Simple, Low-Cost Timer.....	Jul. 87
Simple, BCD Keyboard Encoder.....	Aug. 90
Precision CMOS Clock Generator.....	Sept. 104
Audible Pulse Indicator.....	Oct. 118

INDEX (continued)

A Solid-State Panel Meter	Nov. 100
A Light-Sensitive Tone Generator	Dec. 106
Solid-State Developments (Mims)	
Wire-and-Glass Holdovers from the Pre-Solid-State Age	Jan. 84
A New Super LED	Feb. 92
Magnets, Bubbles and Garnets	Mar. 88
Amber and Lodesstones and Other Topics	Apr. 86
Optoisolators—The Photom Connection	May 85

Jellybean Op Amps	Jun. 78
A Potpourri of Developments	Jul. 72
Solid-State Speech	Aug. 67
The Billion-Transistor Chip?	Sept. 86
The Electrostatic Discharge Problem	Oct. 99
The Flashlight-Battery Laser	Nov. 83
Liquid Crystals	Dec. 94

PRODUCT TEST REPORTS Mo./Pg.

Acoustic Research Model AR93 "High Tech" Speaker System	Jan. 27
Altec Lansing Model 14 Two-Way Speaker System	Feb. 28
APF Imagination Machine	Apr. 47
Apple II Plus Personal Computer System	Sept. 39
Atari Model 800 Personal Computer	Jun. 48
B&K Precision Model 2845 Digital Multimeter	Jul. 46
Bang & Olufsen Beogram 8000 Turntable	Sept. 21
Beckman Tech 310 Digital Multimeter	Mar. 44
dbx 20/20 Computerized Equalizer/Analyzer	Oct. 18
Fluke Model D811 True RMS Multimeter	May 34
General Electric 13AC1542W 13" Color TV Receiver	Jun. 27
General Electric 1VHD3042W Video Disc Player	Aug. 21
Global Model 4401 Frequency Standard	Dec. 92
Heath Model H-89 Microcomputer	Jan. 33
Hewlett-Packard Model HP-85 Computer	May 48
Hickok Model MX-333 Universal Digital Multimeter	Jun. 37
Hitachi CT 1306 13" Portable Color TV	Feb. 18
IBM Personal Computer	Dec. 31
JBL Model L112 Three-Way Speaker System	May 22
KEF Electronics Model 303.2 Speaker System	Aug. 25
Luxman Model K-8 Stereo Cassette Deck	Mar. 23
Micro-Acoustics Model 630 Phono Cartridge	Jul. 43
Mitsubishi Model LT-5V Record Player	Dec. 14
Netronics "Explorer" Model 85 Computer	Oct. 22
Optonica Model RT-6605 Stereo Cassette Deck	Nov. 37
Panasonic Model CT-9060 19" Color TV Receiver	Jan. 43
Pioneer Model VP-1000 Videodisc Player	Mar. 31
Quasar Model WT5977T 19" Color TV Receiver	Nov. 41
Radio Shack TRS-80 Color Computer	Jul. 7
RCA Model VP3301 Interactive Computer Data Terminal	Nov. 25
RCA CTC-111A 19" Color TV Receiver	Dec. 27
Sabtronic Model 8000B Frequency Counter	Aug. 51
Sampo Model 9519 19" Color TV Receiver	Sept. 27
Sansui Model AU-D11 Integrated Stereo Amplifier	Jun. 23
Sencore Model SC 60 Widebander Dual Trace Oscilloscope	Sept. 31
Sharp 19E91 19" Color TV Receiver	Apr. 26
Simpson 260 Model 7 VOM	Oct. 77
Sinclair Research ZX80 Personal Computer	Aug. 17
Tektronix T922 Dual Trace Oscilloscope	Apr. 30
Toshiba Model CA944 19" Color TV Receiver	May 25
Toshiba Model CB965 19" Color TV Receiver	Oct. 46
Yamaha T-7 FM/AM Tuner	Apr. 22

FEATURES

Aiming the Antenna (Weber)	Oct. 52
Audio Cassette Tapes, Comparing High-Tech (Stark)	Dec. 63
Audio Power Amplifiers, PE Tests Eight (Hirsch, Rodgers)	Jan. 52
Automobile Circuits, Transient Protection for (Pease)	Feb. 75
Computer Language Confusion—Sorting It Out (Vait)	Dec. 39
Dolby Does It Again, Shhh! (Forrest)	Jun. 59
Electronic Games, Space-Age Leisure Activity, Part 4, Video Cartridge Games (Eimbinder)	Jan. 78
Electronic Ignition Systems, Understanding (Bowman)	Jul. 61
Infinite Resistor Network Quiz (Fox)	Nov. 52
Gating Circuit Quiz (Balin)	Feb. 78
Out of Tune Correction	Apr. 6
Glitches, In Pursuit of (Cohen)	Jul. 57
Holiday Gifts for Electronic Enthusiasts	Dec. 59
Learn More to Earn More (Frenzel)	Oct. 73
Microprocessor, Designing With the 8080; Part 1, The Basic System (Carlstrom)	Sept. 57
Multiband Shortwave Antenna for SWLs (Johns)	Jun. 53
Numbers, Binary, Octal and Hexadecimal (Biechman)	Mar. 63
Oscilloscopes 1981 (Marlin)	Apr. 51
Pocket Pagets, Beep! A Look At (Leon)	Mar. 59
Power Supplies for Op Amps (Block)	Apr. 57
Out of Tune Correction	Jun. 6
Program Merging on a TRS-80 (Friddle)	May 82
Projection TV, Is It For You? (Mitchell)	Jul. 12
RTTY Meets the Computer (Thurber)	May 61
Satellite Transmissions, Home Earth Stations for (Prentiss)	Jul. 24
Soldering, Successful (Borneman)	Sept. 67
Some Like It Hot (Fox)	Aug. 44
Target, An Elf Game (Burch)	Apr. 63
They're Wooing You in Electronic Land (PE Editorial Staff)	Jan. 82
TV From Outer Space, The Coming of Direct Broadcast Satellites (McVeigh)	May 53
TV Satellites, DXing Those (PE Editorial Staff)	Oct. 49
VHS Meets Beta (Prentiss)	Aug. 38
Video Camera, Choosing a (Berger)	Jul. 32
Video Movie Making, A Guide to (Berger)	Oct. 56
Video Cassette Recorders, A Buyer's Guide (Isaacs)	Jul. 20
Video Disc Players, Laser Disc vs. CED (Prentiss)	Jul. 26
VMOS Power FET (McClellan)	Sept. 61
Word Processing (Werner)	Aug. 29

TEST EQUIPMENT

Analog Meter, Single-LED (Leithauser)	Sept. 81
Glitches, In Pursuit of (Cohen)	Jul. 57
Oscilloscopes 1981 (Marlin)	Apr. 51
Oscilloscopes Can Display Multi-Channel Signals, How Ordinary (Solomon)	Feb. 60
Oscilloscope Time-Base Generator (Geivett)	Nov. 77
Reactance Measuring Set, Build the (Barbarelli & Iriye)	Mar. 67
Tachometer for Auto Tune-Ups, Wireless Idle (Davis)	May 75
Temperature Probe, Build a Diode	Feb. 62

AMAZING DEVICES

(((PHASERS)))

PPF-1 PHASER PAIN FIELD — This device recently developed and patented in our labs is being evaluated by law enforcement agencies for riot and crowd control. It is now available but soon will come under the jurisdiction of weapons and internal machine control making it unavailable to the public. The device is hand-held and looks like a BUCK ROGERS ray gun. It is hazardous if not used with discretion.

PPF-1 PLANS \$15.00

IPG-1 INVISIBLE PAIN FIELD GENERATOR — This amazing, simple hand-held device is about the size of a pack of cigarettes and generates a directional field of moderate to intensive pain in the lower part of the head up to a range of 50'. Device is simple and economical to make.

IPG-1 PLANS \$7.00 IPG-1K ALL PARTS \$39.50

IPG-10 ASSEMBLED & TESTED FOR ANIMAL CONTROL \$49.50

LASERS

RUBY LASER RAY PISTOL — Produces highly intense red beam, capable of burning. A hazardous device. **PLANS, PARTS, SOURCES \$15.00**

HIGH POWERED CARBON DIOXIDE BURNING AND CUTTING. Complete plans and all parts sources **\$15.00**

SOLID STATE IR 12 WATTS with built in power supply plans **\$8.00** Complete kit with collimator **\$74.00**

POCKET LASER pulsed, visible red plans **\$7.00**

Complete kit **\$39.50** Also complete plans and parts sources for **RUBY, YAG, NEDDYNIUM, HeNe ARGON, DYE, NITROGEN** and many more lasers.

SECURITY

SNP-2 SNOOPER PHONE — Dial home or office phone while on vacation activating sensitive mike without phone ringing. Excellent property protection and intrusion device.

SNP2 PLANS \$7.00

SNP2K ALL PARTS \$49.50

SNP2O ASSEMBLED AND TESTED \$99.50

LONG RANGE XMTR PLANS \$7.00

SEE-IN-THE-DARK PLANS \$10.00

DIRECTIONAL SHOTGUN MIKE PLANS \$8.00

SUPER SENSITIVE PARABOLIC MIKE PLANS \$8.00

SOUND & TELEPHONE OPERATED TAPE RECORDER \$7.00

CATALOG ON PLANS, KITS & FINISHED UNITS \$1.00

Send check or money order to

SCIENTIFIC SYSTEMS, Dept. Q1, Box 718

AMHERST, N.H. 03031

CIRCLE NO. 44 ON FREE INFORMATION CARD

Gnat's Eyebrow, Indeed!



Model AT155LC \$225

Sonic accuracy depends on your stylus. At A-T, we precision-shape our best styli with square shanks to micron accuracy (one micron = 0.0000393"). A perfect mounting hole is drilled in the beryllium cantilever by laser. Another laser beam checks each stylus surface for absolute alignment far more accurately than any microscope. All to assure you uncommonly low distortion and dramatic stereo separation... impossible with ordinary round-shank styli. Hear the Audio-Technica difference today!



EAST/WEST

INTERTEC SUPERBRAIN 64K RAM	\$2799
QD SUPERBRAIN	\$2999
NEC 5510 SPINWRITER (7710)	\$2345
NEC 5520 SPINWRITER (7720)	\$2695
NEC 5530 SPINWRITER (7730)	\$2345
NEC 12" MONITOR	\$ 229

We accept C.O.D.'s • Stock Shipments Same Day or Next • No surcharge for Credit Cards

Ω OMEGA SALES CO.

All Equipment Factory Fresh w/1FT Warranty We carry the complete line of Personal Software

OKIDATA MICROLINE-80	\$ 399
OKIDATA MICROLINE-82	\$ 529
OKIDATA MICROLINE-83	\$ 769
DIABLO 630	\$1995
APPLE II PLUS 48K	\$1139
APPLE DISK w/3.3 DOS Controller	\$ 525
APPLE DISK w/o Controller	\$ 449
HAZELTINE 1420	\$ 799
NORTHSTAR HORIZON II 32K QD	\$2925
ANADEX DP-9500/9501	\$1249
TELEVIDEO 912C	\$ 669
TELEVIDEO 920C	\$ 729
TELEVIDEO 950	\$ 929
CBM 8032 COMPUTER	\$1149
CBM 8050 DISK DRIVE	\$1349
CBM 4032 COMPUTER	\$1029
CBM 4040 DISK DRIVE	\$1029
CBM 4022	\$ 649
CBM VIC-20	\$ 269
LEEDEX/AMDEK 100	\$ 139
LEEDEX/AMDEK 100G	\$ 169
LEEDEX/AMDEK COLOR-1 13" Color Monitor	\$ 329
MICROTEK 16K RAMBOARD for Atari	\$ 79
MICROTEK 32K	\$ 149

EAST COAST
1-800-556-7586



WEST COAST
1-800-235-3581

PRICES ARE SUBJECT TO CHANGE WITHOUT NOTICE.



CHRISTMAS SPECIALS!

FREE GOLD!



\$749

Good thru Dec. 15

Buy an **ATARI 800 16K** and receive a **14K Gold Bracelet**

FREE!!

(Actual size Genuine 14K 24.95 retail)

ATARI SPECIALS

ATARI 400 16K Personal Computer \$349

ATARI PERIPHERALS

410	Program Recorder	\$ 60
810	Disk Drive	\$449
820	40 Column Printer	\$299
822	40 Column Thermal Printer	\$349
825	80 Column Printer	\$599
830	Acoustic Modem	\$159
850	Interface Module	\$139

ATARI ACCESSORIES

CX852	8K RAM Memory Module	\$39.95
CX853	16K RAM Memory Module	\$89.95
CX30-04	Paddle Controller (pair)	\$15.00
CX40-04	Joystick Controller (pair)	\$15.00

With any purchase of ATARI Hardware or Software over \$500 you can buy the bracelet for only \$9.95.

WE CARRY THE COMPLETE LINE OF ATARI SOFTWARE.

CALL FOR THE SUPER CHRISTMAS SAVINGS!!!

WEST COAST
1-800-235-3581

OMEGA SALES CO.
3533 Old Conejo Rd. #102
Newbury Park, CA 91320
1-805-499-3678
CA. TOLL FREE 1-800-322-1873



EAST COAST
1-800-556-7586

OMEGA SALES CO.
12 Meeting St.
Cumberland, RI 02864
1-401-722-1027

OMEGA SALES CO.

★ **QUALITY parts at** ★
★ **DISCOUNT PRICES!** ★

4PDT PRINTED CIRCUIT 12 VDC
14 pin style
3 amp contacts
BRAND NEW
P.C. Mount
\$2.75 EA.

DPDT RELAY AROMAT 12 VDC
HL2-P-DC 12VDC
compact size
10 amp contacts
P.C. mount
\$3.00 each

4PDT RELAY
14 pin style
3 amp contacts
24 volt d.c. or
120 volt a.c. coil
Used but fully tested
\$1.70 EACH
specify coil voltage
LARGE QUANTITIES AVAILABLE
SOCKETS FOR RELAY 50¢ each

TRANSFORMERS
120 volt primaries

6 VOLTS at 150 mA \$1.25
12 V.C.T. at 500mA \$2.50
16.5 V. at 3 AMPS \$6.50
18 VOLTS at 1 AMP \$4.50
25.2 V.C.T. at 2.8 AMP \$5.50

440/220 TO 110 VOLT TRANSFORMER
SOLA # HT1BZ100
440 or 220 volts to 110 volts
Rated 100 VA
\$15.00

SEND FOR OUR NEW
Free! 40 PAGE CATALOG Free!

TYPE N CONNECTOR
KINGS U5526 B/U
FITS RG55, RG58,
RG141, RG142, RG223
SOLDER TYPE
\$1.75 EACH
10 for \$16.00

RFI LINE FILTER
for line to line
& line to ground
noise suppression
CORCOM # IOK6
Rated: 10 amp
115/250 v 50-400hz
\$3.75 ea. 10 for \$35.00

SUPER SMALL PHOTO-FLASH
170 MFD 330 VOLT
1 1/4" X 7/8"
2 for \$1.50
10 for \$7.00

750 MFD 330 V PHOTO FLASH
2" HIGH X
1 1/4" DIA.
\$1.25 EACH
10 FOR \$11.00

***SPECIAL!*
10 MEG POTS**
4 for \$1.00
10 for \$2.00
100 for \$15.00

BUZZER SPECIAL!
50¢ each
10 for \$4.00
100 for \$35.00

2" ALLIGATOR CLIPS
7 clips for \$1.00
100 clips for \$12.00
500 clips for \$50.00

ALL ELECTRONICS CORP.
905 S. Vermont Ave.
P.O. BOX 20406
Los Angeles, Calif. 90006
(213) 380-8000
Mon. - Fri. Saturday
9 AM - 5 PM 10 AM 3 PM

KEY SWITCH
S.P.S.T.
RATED 4 AMPS
125 VOLTS
\$3.50 EA.

MINI SIZE BUZZERS
1/2 to 3 volts 75¢ ea
WITH WIRE LEADS
1/2 to 3 volts 75¢ ea
WITH PIN TERMINALS
3 to 7 volts
WITH PIN TERMINALS
75¢ each

COMPUTER GRADE CAPACITOR
1,700 mfd. 150 VDC
2 1/2" DIA X 4 3/4" \$2.00
3,600 mfd. 40VDC \$1.00
1 3/8" DIA X 4 3/4" HI
6,400 mfd. 60VDC \$2.50
1 3/8" DIA X 4 1/4" HI
11,500 mfd. 18VDC \$1.50
1 3/8" DIA X 3 1/4" HIGH
20,000 mfd. 25VDC \$2.00
2" DIA. X 2 1/2" HIGH
22,000 mfd. 25VDC \$2.50
2" DIA X 2 1/2" HIGH
22,000 mfd. 40VDC \$3.00
2" DIA. X 6" HIGH
45,000 mfd. 25VDC \$3.50
2" DIA. X 4" HIGH
52,000 mfd. 15VDC \$3.00
2" DIA X 4 1/2" HIGH
72,000 mfd. 15VDC \$3.50
2" DIA. X 4" HIGH
CLAMPS TO FIT CAPACITORS 50¢ ea

L.E.D.'s
STANDARD JUMBO DIFFUSED
RED 10 FOR \$1.50
GREEN 10 FOR \$2.00
YELLOW 10 FOR \$2.00

FLASHER LED
5 VOLT OPERATION
JUMBO SIZE
2 FOR \$1.70

BI POLAR LED
2 FOR \$1.70

SUB MINI LED
.079" X .098"
20 mA at 1.75v
10 FOR \$1.00
200 FOR \$18.00
QUANTITY PRICES AVAILABLE

CANNON XLR CONNECTOR
3 PRONG
CHASSIS MOUNT
CONNECTOR
\$2.00 EACH
10 for \$19.00

RECHARGEABLE SEALED LEAD-ACID BATTERIES
6 VOLTS 6 AMP/HR
3 1/2 X 2 X 4 1/2 IN.
\$10.00
6 VOLTS 7 1/2 AMP/HR
4 1/2 X 2 X 4 1/2 IN. HR
\$12.50

MRF 901
\$3.00 EA.

TERMS
• Quantities Limited
• Min Order \$10.00
• Add \$2.50 Shipping USA
• Call Res. Add 6%
• Prompt Shipping

PROJECT OF THE MONTH

By Forrest M. Mims

A Light-Sensitive Tone Generator

IF YOU like circuits which respond to light, you'll love the light-sensitive tone generator shown in Fig. 1. Most light-sensitive tone generators have a single light-sensitive component. The circuit in Fig. 1 has two. This provides an unusual up-down audible tone.

In operation, the 741 is connected as an oscillator which produces a clipped sine wave at its output. The output waveform therefore resembles a square wave with slow rise and fall times.

Photocells *PC1* and *PC2* control the frequency of oscillation of the 741. For best results, use cadmium sulfide photocells having a very low resistance when illuminated and a high dark resistance. Most of the photocells available from electronics part suppliers that cater to hobbyists and experimenters fall in this category.

When both *PC1* and *PC2* are dark, the frequency of the 741 oscillator will fall to about 700 Hz. If *PC1* is illuminated with a small flashlight while *PC2* remains dark, the frequency will suddenly fall to a few Hz and then rise quickly to 1 kHz or more.

If *PC2* is illuminated with the flashlight while *PC1* remains dark, the frequency will suddenly rise to 3 kHz or more. When both *PC1* and *PC2* are illuminated, the frequency will level off at about 1.2 kHz.

I made these measurements when the wiper of balance potentiometer *R3* was at its center position. The setting of *R3* can be altered to produce a wider range of tone frequencies.

The signal from the 741 is converted into an audible tone by an

LM386 audio amplifier. Potentiometer *R4* serves as a gain control. When you first apply power to the circuit, make sure *R4*'s wiper is rotated toward the ground connection. Otherwise the tone from the speaker may be uncomfortably loud. **Caution:** Don't substitute an earphone for the speaker! The sound level may be too high.

This circuit has more than its obvious novelty value. You can, for example, use it as a light-controlled sound effects generator. For this application both photocells should be placed at one end of individual plastic or cardboard tubes which have been coated on their inside with black paper or paint. The circuit can then be "played" by flashing light down the tubes or by blocking a continuous light source with your finger tips.

The circuit has educational value as well. It nicely demonstrates the feedback which makes possible the conversion of an amplifier into an oscillator. And it demonstrates the "memory effect" of cadmium sulfide photocells. You'll quickly notice this phenomenon while experimenting with the circuit. A cadmium sulfide photocell requires several seconds or even minutes to resume equilibrium following the removal of light, and this gives rise to a gradually changing tone even when the light source is removed.

Finally, you can replace the two photocells with two potentiometers in a joystick to obtain full manual control of the circuit. Pushing the stick back and forth will sweep the output frequency across its full spectrum. Moving the stick in a circular fashion will produce a sound like a siren. ♦

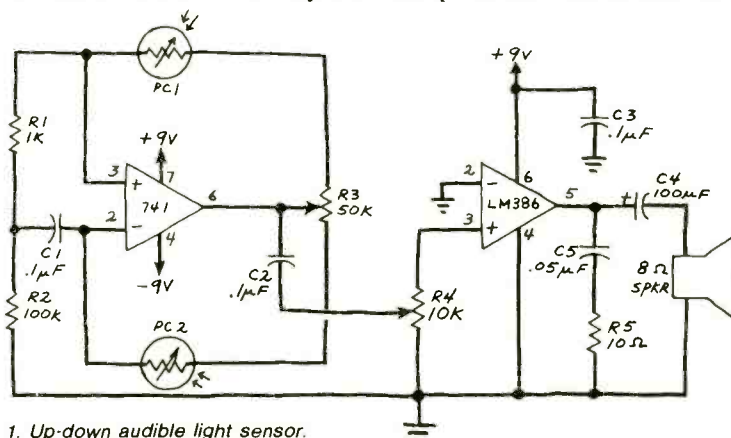


Fig. 1. Up-down audible light sensor.



Builders! Start Your Holiday Project At The Shack® Near You

DC Circuits Books and Audio Course

29⁹⁵ **6⁹⁵ Each** **Both Books for 10⁸⁸**

Save \$3⁰²

Developed for Radio Shack by Texas Instruments Learning Center

- A** DC Circuits Volume I. Introduction to electricity, voltage, Ohm's law, parallel circuits and more. Fully illustrated. 460 pages. 62-2019 6.95
- B** DC Circuits Volume II. Voltage dividers, capacitors, inductors and more. Illustrated. 508 pages. 62-2020 6.95
- C** DC Circuits Audio Learning Package. Six standard cassettes for use with Volumes I and II above. 62-2401 29.95

D to A Converter

4⁴⁹ **NEW!** **16-Pin With Data**

DAC801. Produces varying output voltages up to 20V p-p with 8-bit input. Works with all logic families. 276-1791 4.49

A to D Converter

2⁵⁹ **NEW!** **8-Pin With Data**

TL507. Converts analog processes to digital signals — up to 1000 operations per second. I²L technology. 276-1789 2.59

Semiconductor Reference Guide

2⁹⁹ **NEW!**

1982 Edition. Complete data on Shack® ICs and discrete devices, plus over 82,000 substitution listings. 276-4005 2.99

V to F, F to V IC

14-Pin With Data **NEW!**

Ideal for Modems And Tone Decoders **3⁴⁹**

9400. Converts input voltage to proportional frequency or vice versa. Linearity: 0.05%. Works up to 100 kHz. Single or dual supply. 276-1790 3.49

SPST Switch With LED Indicator

Rated 5 Amps! **2⁹⁹**

- LED in Handle Glows When "On"
- Ideal for Use In Vehicles

Heavy-duty toggle requires a 7/16" mounting hole. 12VDC use only. 275-680 2.99

Magnet Wire

Set of 3 Spools **4⁴⁹**

Ideal for coils and chokes. 40 ft. of 22-gauge, 75 ft. of 26-ga., 200 ft. of 30-ga. 278-1345 3-Spool Set/4.49

Wiring Aids

2¹⁹ **1⁶⁹**

A Spiral Wrap. Neatly bundles wiring. 5 ft. clear, 5 ft. black. 278-1638 Set, 2.19

B Universal Cable Clip. Accepts wire up to 1/2" dia. Self adhesive. 278-1639 Set of 10, 1.69

10.7 MHz IF Filter

NEW! **1⁹⁹** **Pkg. of 2**

Full-Spec Device!

SFE10.7MA5-A. For updating FM IFs, CB to 10-meter FM conversions, more. In/out Z: 330 ohms. Bandwidth: 280 KHz at 3 dB down points. 272-1301 Pkg. 2/1.99

100k-Ω Joystick

For Video Games, RC Vehicles and Microcomputers

4⁹⁵

Two linear taper controls with one removable 1"-long shaft. 271-1705 4.95

Micro Test Clips

NEW! **1⁴⁹** **Pkg. of 2**

Spring-action, 1 1/2"-long. Ideal for testing on high-density boards. One red, one black. 270-370 Set, 1.49

SPST DIP Switch

Fits 16-Pin DIP Socket **1⁹⁹**

8-Position. For digital or low-current uses. 275-1301 1.99

Mini 12VDC Buzzer

With Leads **1⁶⁹**

Small enough to hide, loud enough to get attention! 1 1/16" mtg. centers. 273-055 1.69

"Designer" Box

NEW!

Slots Inside for Two 4 3/4x2" PC Boards **7⁹⁵**

Modern two-tone styling, easy-to-work end panels. 2 1/4x5x5 1/4". 270-218 7.95

Direct-Etch Transfers

NEW! **2⁴⁹** **Set**

With Instructions

Just rub circles, strips, and pads onto PC board and you're ready to etch! Set of four sheets. 276-1577 Set, 2.49

Quiet AC Fan

15⁹⁵

- Diecast Venturi
- Delivers Up To 70 CFM

Ideal for power supplies, computers, Ham rigs. 4 3/4x4 3/4x 1/2". 273-241 15.95

Tri-Color LED

1³⁹

Ideal Status Indicator!

Glows red on DC, green on reverse DC, yellow on AC! T-1 3/4 size. 2.2V at 25 milliamps. 276-035 1.39

Retail prices may vary at individual stores and dealers

Season's Greetings to All of You From All of Us at Radio Shack!



A DIVISION OF TANDY CORPORATION • FORT WORTH, TEXAS 76102
OVER 8000 LOCATIONS IN 53 COUNTRIES

Computer Mart

RATE: Ads are 2" by 3". 1 insertion: \$550.00. 6 insertions: \$525.00 ea. 12 insertions, \$500.00 ea. Closing date: 1st of the 2nd mo. preceding cover date. Send order and remittance to Computer Mart, POPULAR ELECTRONICS, 1 Park Ave., N.Y., N.Y. 10016. Direct inquiries to (212) 725-3485.

COMPUTER EQUIPMENT & SOFTWARE BARGAINS



EVERY MONTH

BUY, SELL OR TRADE ALL TYPES OF COMPUTER EQUIPMENT AND SOFTWARE (pre-owned and new) among 20,000 readers nationwide in BIG (11x14") pages. Classified ads are only 10¢ per word and are indexed for easy and fast location. Subscription: \$10 a year / 12 issues. Money back guarantee. Sample copy, \$1.50.

COMPUTER SHOPPER
P.O. Box F-130
Titusville, FL 32780
(305) 269-3211

MasterCard or VISA subscription orders only.
call TOLL FREE 1-800-327-9920

CIRCLE NO. 112 ON FREE INFORMATION CARD

OVER 2,000 DIFFERENT SOFTWARE PROGRAMS IN STOCK

for ATARI • APPLE • PET
TRS-80 • HEWLETT PACKARD
and others

for brochure write or call

COMPUTER CENTER
DigiByte Systems Corp.

31 East 31st Street 480 Lexington Avenue
(between (American Brands Bldg.,
Madison & Park Ave.) between 46th & 47th St.)
New York, N.Y. New York, N.Y.
in N.Y. Call (212) 889-8130
Outside N.Y. Call Toll Free (800) 221-3144

CIRCLE NO. 113 ON FREE INFORMATION CARD

Boutique Software™

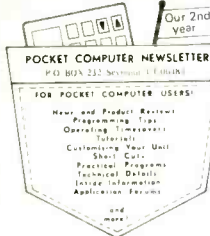
.....
GPM-Northstar-TRS80-Apple
Business-Utilities-Games
The Obscure-The Unusual and Rare
.....

Get our NEW catalog and receive a FREE sample copy of the next Software Review. Send name and address — please indicate computer you own or plan to buy. Enclose 50¢ for shipping/handling. Send to:



704 Solano Ave., Albany, CA 94706
(415) 527-8717

CIRCLE NO. 114 ON FREE INFORMATION CARD



FREE PREMIUM!
1982 subscribers will receive the special MATH1 package of PC programs. You qualify to receive this valuable free gift if you check either box 2 or 3 below! Don't delay! Get started learning how to enjoy your pocket computer to day. Use this handy subscription card!

MC/VISA Phone Subscriptions: (203) 888-1946

- 1981 Charter Subscriber (Issues 1 - 10) \$20.00 (or U.S. delivery (U.S. \$24.00 to Canada, U.S. \$30.00 elsewhere.)
- 1981/82 Charter Subscriber (Issues 1 - 20) \$40.00 in U.S. (U.S. \$48.00 to Canada, U.S. \$60.00 elsewhere.)
- 1982 Regular Subscriber (Issues 1 - 20) \$30.00 in U.S. (U.S. \$36.00 to Canada, U.S. \$45.00 elsewhere.)
- Sample issue \$3.00 in U.S. (U.S. \$4.00 elsewhere.)

Orders must be accompanied by payment in full. We do not issue invoices for the POCKET COMPUTER NEWSLETTER.
Thank you for your remittance.

Name _____
Addr _____
City _____ State _____ Zip _____
MC/VISA # _____ Expires _____
Signature _____

CIRCLE NO. 115 ON FREE INFORMATION CARD

LOWEST POSSIBLE PRICES BEST POSSIBLE WARRANTY



model III 16K
\$839

color
computer 4K
\$310



call TOLL FREE 1-800-343-8124

computer plus
245A Great Road
Littleton, MA 01460
617 • 486 • 3193

Write for your free catalog.

TRS-80 is a registered trademark of Tandy Corp.

CIRCLE NO. 116 ON FREE INFORMATION CARD



- AP101 Apple II with Single Disk Drive \$109
- AP102 Apple II with Double Disk Drives 119
- AP103 Apple II, 9 inch Monitor & Double Drives 129
- AP104 Apple III, two additional Drives & Slientype 139
- AP105 12 inch monitor plus accessories 99
- RS201 TRS-80 Model I, Expansion Unit & Drives 109
- RS202 TRS-80 Monitor or TV set 84
- RS204 TRS-80 Model III 129
- RS205 Radio Shack Color Comaute 89
- AT301 Atari Computer & Accessories 109
- P401 Paper Tiger 440 445 460 99
- P402 Centronics 730 737 Line Printer II IV 89
- P403 Epson MX70 or MX80 89
- P404 Epson MX100 99
- CC90 Matching Attaché Case 75

computer case company

5669 INDIAN AVENUE, FARGO, ND 58103 (605) 437-7313 FAX: 605-437-7314

CIRCLE NO. 117 ON FREE INFORMATION CARD

OHIO SCIENTIFIC MICRO-COMPUTERS


INVENTORY ADJUSTMENT SALE

- SUPERBOARD II REG \$329.00
(SALE \$199.00)
- C1P-I REG \$379.00
(SALE \$279.00)
- C4P-I REG \$750.00
(SALE \$549.00)
- C4P-MF REG \$1,799.00
(SALE \$1,349.00)
- C4P-MF II REG \$1,995.00
(SALE \$1,499.00)
- C8P-DF REG \$3,495.00
(SALE \$2,499.00)
- RF MODULATORS
SUP'R'MOD REG \$34.95
(SALE \$27.95)

VISA-MASTERCARD
FREE SHIPMENT-CONTINENTAL U.S.A.
A.A. OFFICE EQUIPMENT COMPANY
2140 AMERICAN AVENUE
HAYWARD, CALIFORNIA 94545
(415) 782-6110

CIRCLE NO. 118 ON FREE INFORMATION CARD

Save On TRS-80™ Computers



For the best deals on TRS-80 Computers, we have SPECIAL DISCOUNTS. FREE SHIPPING and a TOLL FREE ORDER NUMBER.

Pan American Electronics

Dept 63 • 1117 Conway • Mission, TX 78572
Telex Number 767339
Toll Free Order Number 800/531-7466
Texas & Principal Number 512/581-2766
TM — Trademark of Tandy Corporation

CIRCLE NO. 119 ON FREE INFORMATION CARD

DISCOUNT PRICES HOLIDAY SUPER SALE APPLE II PLUS 48K \$1,099.00



apple computer
Authorized Dealer

FREDERICK COMPUTER PRODUCTS
5726 Industry Lane, Frederick, Maryland 21701
CALL (301) 694-8884

CIRCLE NO. 120 ON FREE INFORMATION CARD

Electronics Classified

CLASSIFIED RATES: Per Word, 15 Word Minimum. **COMMERCIAL:** \$3.50. **EXPAND-AD:** \$5.25. **DISPLAY:** 1" x 2 1/4", \$425.00. 2" x 2 1/4", \$850.00. 3" x 2 1/4", \$1,275.00. **GENERAL INFORMATION:** Frequency rates and prepayment discounts available. Payment must accompany order except credit card — Am. Ex., Diners, MC, VISA (include exp. date) — or accredited ad agency insertions. Copy subject to publisher's approval; must be typewritten or printed. First word set in caps. Advertisers using P.O. Boxes MUST supply permanent address and telephone number. Orders not acknowledged. They will appear in next available issue after receipt. Closing date: 1st of the 2nd month preceding cover date (e.g., Mar. issue closes Jan. 1). Send order & remittance to: Classified Advertising, Popular Electronics Magazine, 1 Park Avenue, New York, NY 10016. Direct inquiries to Rose Lynch, (212) 725-7686.

FOR SALE

FREE DISCOUNT ELECTRONICS CATALOG. Over 4 1/2 million satisfied customers. Low, low prices on I.C.'s LED read-outs, computer peripherals, audio components, solar products and much, much more. Poly Paks, Box 942 PEC, Lynnfield, Mass. 01940.

GOVERNMENT and industrial surplus receivers, transmitters, snooperscopes, electronic parts. Picture Catalog 25 cents. Meshna, Nahant, Mass. 01908.

ELECTRONIC PARTS, semiconductors, kits. FREE FLYER. Large catalog \$1.00 deposit. BIGELOW ELECTRONICS, Bluffton, Ohio 45817.

RADIO—T.V. Tubes—49 cents each. Send for free catalog. Cornell, 4213 University, San Diego, Calif. 92105.

SAVE UP TO 50% on name brand test equipment. Free catalog and price list. Salen Electronics, Box 82, Skokie, IL 60077.

TELETYPE EQUIPMENT: Copy Military, Press, Weather, Amateur, Commercial Transmissions. Catalog \$1.00. **WEATHER-MAP RECORDERS:** Copy Satellite Photographs, National-Local Weather Maps. Learn How! \$1.00. Atlantic Sales, 3730 Nautilus Ave., Brooklyn, NY 11224. Phone: (212) 372-0349.

BUILD AND SAVE. TV EARTH STATION. DETECTIVE ELECTRONICS. TV De-Scramblers, Video Recorders, Color Cameras, advanced Telephone Projects. **BROADCAST ELECTRONICS.** 50 page color catalog of unusual electronic projects **AIR MAILED \$3.00.** with 3 hour audio cassette dramatization of our catalog \$5.00. Don Britton Enterprises, PO Drawer G, Waikiki, Hawaii 96815.

POLICE/FIRE SCANNERS, crystals, antennas, CBs, Radar Detectors. HPR, Box 19224, Denver, CO 80219.

PRINTED CIRCUIT supplies, chemicals, tools, artwork, plating solutions. Major credit cards. Catalog \$2.00, refundable. CIRCOLEX, Box 198, Marcy, NY 13403.

RECONDITIONED TEST EQUIPMENT \$1.00 for catalog. WALTER'S TEST EQUIPMENT, 2697 Nickel, San Pablo, CA 94806. (415) 758-1050.

NEW ELECTRONIC PARTS. Continuously stocked. Stamp brings catalog. Daytpro Electronics, 3029 N. Wilshire Ln., Arlington Hts., IL 60004.

ELECTRONIC CATALOG. Over 4,500 items. Parts, & components. Everything needed by the hobbyist or technician. \$2.00 postage & handling (United States Only), refundable with first \$15.00 order. T & M Electronics, 472 East Main St., Patchogue, NY 11772. (516) 289-2520.

SPEAKERS SAVE 50%. Build your own speaker system. Write: McGee Radio Electronics, 1901 McGee Street, Kansas City, Missouri 64108.

PRINTED CIRCUIT BOARDS, your artwork. Quick delivery. Reasonable. Atlas Circuits, Box 892, Lincolnton, NC 28092. (704) 735-3943.

CABLE TV DESCRABLERS AND CONVERTERS. Plans and parts. Build or buy. For information send \$2.00. C&D Company, P.O. Box 21, Jenison, MI 49428.

SCRAMBLED TELEVISION—Encoding/Decoding. New publication. Complete theory, circuits. \$9.95. Workshop, Box 393PEN, Bethpage, NY 11714.

CHEMICALS. Apparatus. Project Books. Wide Selection. Catalog send \$1.00 to Pioneer Corp., 14a Hughey Street, Nashua, NH 03060.

TEST EQUIPMENT, new and used. Catalog \$1.00. PTI, Box 8756, White Bear Lake, MN 55110.

QUALITY AUDIO COMPONENTS, Multi-Track Equipment, Programmable Calculators. Accessories. Competitive Pricing! Prompt Delivery! Knowledgeable staff! Service Facility! Credit Cards accepted. **FREE catalog. SOUND IDEAS.** Dept. SR, PO Box 340, Cary, N.C. 27511. 1-800-334-2483 (N.C. 919-467-8462).

Telephone Listening Device

Record telephone conversations in your office or home. Connects between any cassette or tape recorder and your telephone or telephone LINE. Starts automatically when phone is answered. Records both sides of phone conversation. Stops recorder when phone is hung up. This device is not an answering service.



Each \$18.95
Qty. Disc Avail.

Super Powerful Wireless Mic

10 times more powerful than other mics. Transmits up to 1/4 mile to any FM radio. Easy to assemble kit. 15V battery (not incl.)

Call (305) 725-1000 or send \$18.95 + \$1.00 shipping per item to USI Corp., P.O. Box PE-2052, Melbourne, FL 32901. COD's accept. For catalog of transmitters, voice scramblers and other specialty items, enclose \$2.00 to USI Corp.

SUBSCRIPTION TELEVISION EDUCATION MANUAL! Two scrambling decoding systems, theory, circuits. Decoder dealers listed. \$14.95. Microwave Television Manual: \$16.25. Kits available. Information package: \$2.00. ABEX, P.O. Box 26601-P12, San Francisco, CA 94126.

POLICE SCANNERS WHOLESALE PRICES. VISA/MC Phone orders accepted. (415) 573-1624. Free catalog. Scanners Unlimited, 1199A Laurel Street, San Carlos, CA 94070.

LOWEST PRICES ELECTRONIC PARTS, confidential catalog free. KNAPP, 4750 96th St. N., St. Petersburg, FL 33708.

Satellite TV

FOR THE HOME

Sick of Network TV?

Our receiver lets you get over 75 channels of television directly from earth-orbiting cable TV satellites! HBO, Showtime, super stations, sports and movies worldwide!



We don't just sell information! We Manufacture Hardware!

From offshore oil rigs, data links to hotels and backyard installations, we wrote the book. Constantly updated, our 94 Page technical information book and catalog gives you all the facts. Inexpensive dishes, feeds, telemetry software, kits and more. Recommended reading by NASA. The Office of Consumer Affairs and quality companies like Rockwell/Collins. Send \$7.95 today!

CALL
24-hrs. C.O.D. Hotline
(305) 339-7600

SPACECOAST
RESEARCH CORPORATION
P.O. Box 442-A, Altamonte Spgs, FL 32701

ROBOT KITS, PARTS, MATERIALS BOOKS. Send \$3 for subscription to catalog and newsletter. ROBOT MART, 19 West 34th St., New York, NY 10001.

SUBSCRIPTION TV DECODER KIT \$39.00. Includes parts, manual, and etched board. Manual only \$4.60. **MICROWAVE TV DOWNCONVERTER KIT \$169.00.** Assembled \$220.00. Catalog \$2.00. J&W Electronics, P.O. Box 61, Cumberland, RI 02864.

RF POWER TRANSISTOR - TUBE CATALOG FREE. MRF453/MRF455A/SK1451 - \$14.00. MRF454/SRF2072/MRF2769 - \$17.00. MRF245/MRF247 - \$27.00. 2N4048 - \$6.20. Exclusive Repair Center for PALOMAR PRIDE, etc. Westcom, 1320 Grand, San Marcos, CA 92069. (714) 744-0728.

SATELLITE TELEVISION ... HOWARD/COLEMAN boards to build your own receiver. For more information write ... **ROBERT COLEMAN,** Rt. 3, Box 58-APE, Travelers Rest, S.C. 29690.

RF MODULATORS! Special versions for SATELLITE TELEVISION, COMPUTERS, CCTV. Also Monitors, Cameras, Kits. **FREE catalog.** Phone (402) 987-3771. Dealers welcomed. **ATV RESEARCH,** 13-P Broadway, Dakota City, NE 68731.

MICROWAVE DOWNCONVERTERS BUILT — IN preamp - highest gain. Downconverter board, plans - \$15.00. Power Supply Board, Plans - \$5.00. Antenna Cookbook - \$5.00. All three for \$20.00. **MICRO ENGINEERING,** P.O. Box 17231, Minneapolis, MN 55417.

MICROWAVE TV SYSTEM



\$289.95
-\$5.00 shipping

- Precision 25" Parabolic Antenna
- Prebuilt Converter and Preamp
- Assembled Power Supply
- Low-loss Coaxial Cables
- One Year Warranty
- Completely Built and Tested

DATA SERVICE CO.
3110 Evelyn Street
Roseville, MN 55113
612-636-9469

ATARI SPACE INVADERS OWNERS! Shoot Rapid Fire! Easy instruction. Instant safe application. \$3.98; Concepts, PERF-1, Box 522, Brooklyn, NY 11215.

ANY PAY TV SYSTEM can be broken easily and inexpensively. Order advanced code breaking methods for design engineers Technicians; \$12.95. **GAM Engineering,** 1232 Tallmadge, Brinfield, Ohio 44240.

Buy Gov't Surplus SAVE To 85%.

Send 60c For Big Bargain Catalog

1000's Of bargains; Surplus, Excess Inventory, Brand Name New Equipment

COMPRESSORS • WINCHES • GEAR MOTORS
TELEPHONES • WELDERS • POWER PLANTS
SURVEYING INSTRUMENTS • ELECTRONICS
FIRE/BURGALAR ALARMS • PAINT GUNS
TIRPS • BINOCULARS • TOOL BOXES
HYDRAULICS • AIR TOOLS • PUMPS

SURPLUS CENTER Box 82209-PE Lincoln, Nebraska Zip Code 68501

SATELLITE TELEVISION INFORMATION — Build or buy your own Earth Station. US. \$4.00. Satellite Television, RD 3, Oxford, NY 13830.

FREE CATALOG 99 cent kits. Parts. Bargains Galore! ALL-KIT, 434 West 4th St., West Islip, New York 11795.

FREE KIT CATALOG contains test equipment. Phone 415-447-3433. **DAGE SCIENTIFIC INSTRUMENTS,** Box 1054P, Livermore, CA 94550.

ALL PURPOSE SHEAR

Cuts metal up to .040" thick, 12" wide; printed circuit laminates up to .093" thick.

Precision fabricated in cast aluminum and hardened tool steel. Accessories available for hole punching, notching, bending and drilling. A versatile tool!



\$295. F.O.B. Kepro plant

VISA, MasterCard, American Express cards accepted. Call toll-free 1-800-325-3878 (except in Missouri: 1-314-343-1630)

KEPRO CIRCUIT SYSTEMS, INC.
630 Axminster Dr., Fenton (St. Louis), Mo. 63026

RECEIVE MICROWAVE SIGNALS in the Amateur Radio - TV band with your own Amateur Microwave Down Converter and Antenna. Complete plans fully guaranteed or full refund. Send \$9.95 to: Phillips-Tech Electronics, Dept. 12, P.O. Box 33205, Phoenix, Arizona 85067.

UNSCRAMBLE

SCANNER ACCESSORIES
FREE LITERATURE
501-623-6027

DNE, INC., RT. 7, BOX 610
HOT SPRINGS, ARK. 71901

POLICE CODE

TOP QUALITY SPEAKERS AND KITS. Send \$2.00. Speaker Warehouse, 809 North Route 441, Hollywood, FL 33021.

MICROWAVE RECEIVER SYSTEM. Write: "DEALERS WANTED," Dept. PE. POB 440668, Aurora, Colorado 80044. (303) 620-9736.

DECODE Morse, RTTY, and ASCII signals from airwaves with new CODE*STAR. LED readout or connect your computer/printer. Keyboard, other items also available. Kits or assembled. MICROCRAFT, Box 513R, Thiensville, WI 53092. (414) 241-8144.

HANG UP WAHL cordless Soldering Iron. Metal wall bracket fits 7700-7800. \$5.00 postpaid. Shoberg Corp., 1420 N. 33rd St., Milwaukee, WI 53208.

PRINTED CIRCUIT BOARDS etched from any artwork in this issue. Single or double sided. Send \$14.98 each with your order to: Merrimac Eng., 10 South Island Ave., Batavia, IL 60510.

SHORTWAVE LISTENERS! Free catalog. High quality SWL equipment! Radio West, 2015 S. Escondido Blvd, Escondido, CA 92025. (714) 741-2891. The Only all SWL store in the Known World.

UNSCRAMBLERS, seven models available to decode police, ambulance, and fire coded transmissions. Other scanner devices. Tone encoders/decoders. Telephone accessories, etc. Free Catalog. KRYSTAL KITS, Box 445, Bentonville, AR 72712. (501) 273-5340.

PCB 15c sq-in FREE DRILLING SATISFACTION GUARANTEED. International Enterprise, 5452 Hazel Circle, Simi Valley, CA 93063.

PAY-TV DECODERS. Parts, plans, kits and factory built units are available. Complete information and price lists \$2.00 refundable on first order. Lee-Tronics, P.O. Box 253, Taylor, MI 48180.

CABLE TV DESCRABLERS, CONVERTERS, AMPLIFIERS and COUPLERS. Microwave, satellite and security TV systems. Catalog \$2.00. G and G Electronic Supplies, P.O. Box 188, Sidman, PA. 15955.

MICROWAVE ANTENNAS AT LOWEST PRICES EVER! Best seller rod-type is just \$155.00 (reg. \$210.00). Long range dish-type is \$169.00 only (reg. \$239.00). Shipping and handling included! Offer expires shortly! ORDER TODAY! TCE, Box 343, Brooklyn, NY 11230.

PAY-TV UNSCRAMBLER: plans \$12.95, board \$14.95 + \$1.50 postage. SASE for information. Demex, Box 2704(211), Huntington Beach, California 92647.

MICROWAVE MOVIE ANTENNAS - Largest distributor on the East coast. Wholesale call: Microtronics, (212) 479-5592.

VARIETY ELECTRONIC SURPLUS parts and pieces. Monthly picture flyer. Send \$2.00 for 6 issues. Star-Tronics, P.O. Box 683, McMinnville, OR 97128.

SATELLITE TV ANTENNA AIMING. Lock on all visible satellites with polar mount. Accurate alignment now possible with our unique SUN COMPASS tables. Optimum pole axis, mount declination, satellite azimuth and altitudes, and one month SUN COMPASS table computed for your position. . . . \$12.00. Verschieden Corporation, Box 12178, Boulder, CO 80303.

PICTURE TUBE REBUILDING equipment new and used. ATOLL TELEVISION, 6425 Irving Park, Chicago, Illinois 60634.

60 HZ CONVERTER MODULE 10-I-1 HZ \$14.95 plus \$1.00 for postage. ME, residents add 5% sales tax. ORE, P.O. Box 8411, Portland, ME 04104.

AMATEUR MICROWAVE T.V. ANTENNAS. Receive uninterrupted movies. Fully guaranteed. Also in kit form. For information and plans send \$8.00 to: MDS Specialist, P.O. Box 67, Southaven, MS 38671.

SONAR distance ranging in air. LED display or simple microprocessor interface—great for robotics! Detailed plans \$5.95. Sensysystems, P.O. Box 1497, Cupertino, CA 95015.

LOOKING FOR THE BEST BUYS in transistors, IC's, diodes. Call 800-458-6053, in PA (814) 837-6820. MC VISA honored. Saving, service, quality, as only B&D can do. B & D Enterprises, P.O. Box 305, Kane, PA 16735.

TELEVISION DOWNCONVERTERS and decoders \$99.95 up, assembled. Details for Stamp. GW Electronics, POB 688, Greenwood, IN 46142.

SATELLITE T.V. Books, parts, low noise microwave transistors. Specs and catalog \$2.00. Elite Electronics, RR1 St. George, Ontario, Canada NOE1N0.

END ADJACENT channel interference on your TV set. Unique device enables your ordinary set to separate all channels completely. Makes new programs available. Complete plans - \$5.00 (charge accepted). Retiron, 323 Franklin, Suite 804/Dept. R-131P, Chicago, IL 60606.

LOW COST MATV/CATV needles, antennas, cables. Batteries, free catalog. 212/897-0509. D & W, 66-19 Booth, Flushing, NY 11374.

Latest microstrip model of the "original"

MICROWAVE TV SYSTEM KIT

- LT-13 Down Converter with Preamp
- 16 db Slotted Antenna
- Deluxe Power Supply Kit
- All Coaxial Cables included
- 2000 - 2600 MHz Tuning Range


\$164.95 + \$4.00 shipping

LAB-TRONICS, INC.
P.O. Box 171
Rogers, MN 55374
612-428-4226

SATELLITE RECEIVERS. SAT-TEC R2BR \$795.00. Also Avantek 120° LNA's \$650.00. Call: Dick Suba (315) 357-3481.

CAPACITANCE meter, 3½ digit, 1 pf to 19.990 uf. \$99.95. Fully assembled. Moneyback guarantee. TML Engineering, 5139 Lapeer Road, Port Huron, MI 48060.

ANTI GRAVITY



ELECTRONIC LEVITATION

No moving parts, magnets, gases or exotic fuels. BUILD FLYING MODELS. Plans, schematics, diagrams, performance charts & more in PRIMER VOL. 105 pgs 8 x 10 mimeo \$20 ppd. GUARANTEED! VISA MC add \$5. FOREIGN ADD \$10. SAUCER TECHNOLOGY, Box 132-M, Eureka Springs, Ark. 72632

RESISTORS. ¼W, ½W, 5% C.F. 3cea., 1% Metal films. NO MINIMUMS. Quantity Discounts. Details from: JR INDUSTRIES, 5834-E, Swancreek, Toledo, OH 43614.

SCRAMBLED TELEVISION TUNERS. Wideband UHF tuner converts all UHF to VHF channels. \$28.00 plus \$1.50 postage. Money order only. Quest, Box 1722, Costa Mesa, CA 92627.

SCRAMBLED T.V. DECODER CIRCUIT DESIGNS. Parts. Suppliers. Theory. Technical Advice. \$10.00 Money Order Only. Quest, Box 1722, Costa Mesa, CA 92627.

SUNLITE SOLAR CELLS 4" dia. rated 45 volt 2 amp. Each \$6.00, ten for \$55.00. E.J. Sales, P.O. Box Z3084, Centerline, MI 48015.

INTERCOM!—Your pushbutton telephones can double as an intercom for under \$20.00 in parts! Plans and instructions, \$5.00. dB Enterprises, Box 453, Westwood, NJ 07675.

COMPUTER EQUIPMENT

SURPLUS COMPUTER PERIPHERALS: "Selectric" 110 typewriter bargains. World's largest selection. Send 25c for bargain-packed flyer. CFR, Box 144, Newton, NH 03858.

SAVE 90% Build Your own Minicomputer. Free Details. Digatek, 2723 West Butler Dr., Suite 20C, Phoenix, AZ 85021.

USED COMPUTER TERMINALS. Printers, Modem, Surplus Electronic parts. Catalog \$1.00. RONDURE COMPANY, THE COMPUTER ROOM, 2522 Butler St., Dallas, TX 75235. (214) 630-4621.

COMMODORE COMPUTERS. Disk drives, printers. Call for low prices on latest models. 802-658-6908.

TRS-80 Model II word processing program. Most Comprehensive available. Many extra features. \$325.00. "MICRO", 9523 Pinehill Dr., Battle Creek, Michigan 49017.

CABLE TV

39.95
ADD \$2.50 FOR POSTAGE

30 CHANNEL CABLE TV CONVERTER

FREE!

UNUSUAL 96 PAGE ELECTRONIC PARTS & IDEAS CATALOG!

ORDER No. 198AE047

PLATTSBURGH, N.Y. 12901
Tel.: (518) 561-8700

AMATEUR RADIO

RADIO AMATEUR CALLBOOKS: 1982 Directories of Radio Amateurs around the world. U.S. Callbook \$22.00; Foreign Callbook \$21.00, shipping included. See your dealer or write for FREE catalog. Radio Amateur Callbook, Dept. PE, 925 Sherwood Dr., Lake Bluff, IL 60044.

NO SALES TAX IN MONTANA. This month's special SWL receivers: Yaesu FRG-7700 - \$469.00. Kenwood R-1000 - \$419.00. Catalog \$1.00. Conley Radio, 318-P N. 16th. Billings, MT 59101. (406) 259-9554.

C.B. EQUIPMENT

GET MORE CB CHANNELS AND RANGE! Frequency Expanding, boosters, speech processors, how-to-books, plans, modifications. Catalog \$2. CB CITY, Box 31500PE, Phoenix, AZ 85046.

ALARMS

BURGLAR, FIRE, CAR! Finest equipment! Save! Free Catalog. AAS, 186A Oxmore Road, B'ham, AL 35209.

INSTALL HOME ALARMS. Easy do it yourself instructions. \$4.00. ADVANCED, P.O. Box 478, STA-B, Howard Beach, NY 11414.

PLANS AND KITS

PRINTED CIRCUIT Boards from sketch or artwork. Kit projects. Free details. DANOCINTHS Inc., Dept. PE, Box 261, Westland, MI 48185.

LASERS HANDBOOK with burning, cutting, Ruby Reds, CO's complete plans, books, and parts. Send \$4.00 to: Famco, Dept. PE, Box 1902, Rochester, NH 03867.

GIANT SCREEN TV projection system converts any television into 7-foot picture. Lens & instructions \$14.95. (Dealers welcome). Bell Video, 4616 Belair Rd., Baltimore, MD 21206.

PROFESSIONAL GIANT SCREEN PROJECTION TV... Don't be fooled by cheap imitations... Build the best!... Simple Construction!... FREE information!... POLI-VISION, 168E Dunmore St., Throop, PA. 18512.

UNIQUE TV DECODER plugs between UHF and VHF tuners on tube or solid-state sets. Plans \$3.95; DECODER ANTENNA receives multi-polarized signals. Plans \$3.95; Antenna Kit \$19.95. Helico, P.O. Box 304, Bridgewater, MA 02324.

FM STEREO TRANSMITTER KIT. Range up to ½ mile, broadcast quality, 30 db separation, 300 mv audio input sensitivity. Tunes 88-108 Mhz, highly stable, 50 ohm out. Requires +15V. Complete kit \$89.95. Commercial quality AM TRANSMITTERS also available. Free info. STELLATRON, 4942 Whitsett-205, N. Hollywood, CA 91607 213/506-0415.

SPACE GUN SOUND SYNTHESIZER. Plans \$5; Board \$5., Kit \$25. Great gift. Cosmic Enterprises, Box 9045, Stockton, CA 95208-1045.

FM WIRELESS MIC KIT. Powerful. Compact (2x1x3/4") exceptional audio. Transmit to FM radio (88-108 MHz) only \$13.95. Assembled \$19.95. Add \$1.55 S&H ea. S.E. CORP, P.O. Box 16969-P, Temple Terrace, FL 33687.

PROFESSIONAL LIMITER-COMPRESSOR-EXPANDER KITS. Pro specs and features, balanced input, adjustable threshold, slope (1:1 to 100:1), attack and release. Models from \$79 and up. Rack mounting available. Free Info. STELLATRON, 4942, Whitsett-205, N. Hollywood, CA 91607.

MICROWAVE TELEVISION "DOWNCONVERTERS" under \$50.00. High quality, easily assembled. Catalogue: \$2.00 (refundable). NDS, Box 12652-E, Dallas, TX 75225.

MINI TONE SEQUENCER KIT. Can drive synthesizer. Ten notes. \$24.95 plus \$2.00 shipping. Free catalog. Waveform, 7 Bradford Ave., Pittsburgh, PA 15205.

BUILD INEXPENSIVE LOGIC ANALYZER eight channels with tremendous fitchers. Stored, converted to T.V. signals and connected to B&W/color antenna terminals for display. For information send \$1.00. CONCORD INSTRUMENTS, P.O.B. 1044, Melville, NY 11747.

SUBSCRIPTION TELEVISION SYSTEMS. SINEWAVE DECODER, 2300 MHZ MICROWAVE DOWNCONVERTER. Best systems available; no internal connections to TV! Plans \$10.00 each; both \$15.00. PARTS, KITS AVAILABLE; MC/VISA accepted on parts purchases. Send SASE for parts pricing and more information on these and other unique plans. COLLINS ELECTRONICS, Box 6424, San Bernardino, CA 92412.

GADGETS GALORE! Lasers and more. Catalog \$1.95. Laser plan \$15. Information Plus, Box 1735, Bloomfield, NJ 07003.

PLANS - Monophonic Organ Synthesizer \$9.50. Kits available upon request. For information, SASE Mad 13, P.O. Box 6742, Concord, California 94524.

Burglar-Fire Protection

Protect Your Life, Home, Business, Auto, etc.

- Our catalog shows how. Install your own alarm systems and devices and save \$\$\$\$.
- We offer FREE write-in engineering service.

FREE CATALOG Lowest Prices on Reliable, High-Quality Alarm Systems and Devices

Burdex Security Co. Box 82802-PE Lincoln, Ne. 68501

BURGLAR ALARM SYSTEM - Build easy, economical burglar alarm from schematic and pictorial. Details \$4.00. P.O. Box 21045, Philadelphia, PA 19114.

SAVE HUNDREDS! New wireless security system for home. Install in minutes. Free catalog. Davis, Box 3363, Simi, CA 93063.

HIGH FIDELITY

DIAMOND NEEDLES and Stereo Cartridges at Discount prices for Shure, Pickering, Stanton, Empire, Grado, Audio Technica, Ortofon, Acutec and ADC. Write for free catalog. LYLE CARTRIDGES, Dept. P, Box 69, Brooklyn, New York 11218. For fast COD services Toll Free 800-221-0906 9AM-8PM except Sunday.

WANTED

GOLD, Silver, Platinum, Mercury, Tantalum wanted. Highest prices paid by refinery. Ores assayed. Free circular. Mercury Terminal, Norwood, MA 02062.

WANTED someone with excellent short-wave reception to record programs and send me the tapes. Aldis, 282 Camino Al Lago, Atherton, CA 94025.

TUBES

RADIO & T.V. Tubes—49 cents each. Send for free Catalog. Cornell, 4213 University, San Diego, Calif. 92105.

TUBES: "Oldies", Latest. Supplies, components, schematics. Catalog Free (stamp appreciated). Steinmetz, 7519-PE Maplewood, Hammond, Ind. 46324.

TUBES-RECEIVING, Industrial and Semiconductors Factory Boxed. Free price sheet including TV, Radio and audio parts list. Translateronic, Inc., 1365 39th St., Brooklyn, New York 11218. Telephone: (212) 633-2800. Toll free: 800-221-5802.

HUGE INVENTORY! Thousands of types. Wholesale prices. **FREE CATALOG!** ETCO Electronics. DEPT. 290, Plattsburgh, NY 12901.

GOVERNMENT SURPLUS

MANUALS for Govt Surplus radios, test sets, scopes. List \$1.00 (cash). Books, 7218 Roanne Drive, Washington, D.C. 20021.

JEEPS—\$58.00!—**CARS**—\$35.00!—**700,000 ITEMS!**—**GOVERNMENT SURPLUS!**—Most **COMPREHENSIVE DIRECTORY AVAILABLE** tells how, where to buy!—**YOUR AREA**—\$3.—**MONEYBACK GUARANTEE!**—"Surplus Information Services", Department GE-28, Box 99249, San Francisco, California 94109.

BUY DIRECT FROM GOVERNMENT! 500,000 items (including Jeeps). . . low as 2c on dollar! Directory - \$2.00. Disposal, Box 19107-HL, Washington, DC 20036.

INSTRUCTION

CALCULATOR REPAIRS! Learn fixes to common problems. 21 page guide. \$3.75. Sandalwood House, Dept L12, Box C-5525, So. Burlington, VT 05401.

Be an FCC LICENSED Electronic Technician

Earn up to \$600 a Week & More!

No costly school — The Original FCC Tests — Answers exam manual that prepares you at home for FCC General Radiotelephone License. Newly revised multiple-choice exams cover all areas tested on the actual FCC Govt exam! No previous experience required. \$12.95 post-paid. Moneyback Guarantee.

Dept. P P.O. Box 26348, San Francisco, CA 94126

COMMAND PRODUCTIONS

UNIVERSITY DEGREES BY MAIL! Bachelors, Masters, Ph.D.'s. Free revealing details. Counseling, Box 317-PE12, Tustin, California 92680.

LEARN WHILE ASLEEP! HYPNOTIZE! Astonishing details, strange catalog free! Autosuggestion. Box 24-ZD, Olympia, Washington 98507.

LEARN ELECTRONIC ORGAN SERVICING at home. Completely revised course covers latest models including digital. LSI's, synthesizers, etc. NILES BRYANT SCHOOL, PO Box 20153, Sacramento, CA 95820.

MEDICAL ELECTRONICS TECHNOLOGY, home study. Troubleshoot medical instruments. WTI, P.O. Box 124, Pine-dale, CA 93650.

COLLEGE DEGREES BY SPECIAL EVALUATION OF EXISTING Credentials & Job Experience. Fast, Inexpensive. (614) 863-1791. Guidance, Box 13151-A12, Columbus, Ohio 43213.

YOU CAN NOW EARN A Bachelor, Master, or Doctoral Degree without leaving home. Courses are under faculty guidance. Kensington University, (P.O. Box 2036-M), 512 E. Wilson, Glendale, CA 91209.

COLLEGE DEGREES - COURSES - AND DIPLOMAS by mail. Learn how to get an accredited College degree without leaving home. Inquire: Educom Service, 10315-PE, Woodley Ave., #111, Granada Hills, CA 91344.

READ BLUEPRINTS like a pro. Easy manual shows how. \$5 ppd. check or m.o. AJEMA, Box 82-2, Kenwood, CA 95452.

NONRESIDENTIAL UNIVERSITY DEGREES. Recognized. Write or send resume. American National University, 3500 N. Central, Suite 333, Phoenix, Arizona 85012. (602) 265-8657.

ELECTRONICS HOME STUDY offers a three course electronics program beginning with electrical circuits - ending with microprocessors. \$35.50 each. Free Brochure, Box 1974B, Fargo, North Dakota 58107.

LANGUAGE STUDENTS! New device facilitates vocabulary learning. Free details. Bergenbox, Box 398, Bergenfield, NJ 07621-0398.

NON-RESIDENTIAL UNIVERSITY DEGREES. Recognized. Write or send resume. American National University, 3500 N. Central, Suite 333, Phoenix, Arizona 85012. (602) 265-8657.

PERSONALS

MAKE FRIENDS WORLDWIDE through international correspondence. Illustrated brochure free. Hermes-Verlag, Box 110660Z, D-1000 Berlin 11, W. Germany.

CORRESPONDENCE FOR FRIENDSHIP IN PHILIPPINES, MALAYSIA. Free information. AACC-(PE), Box 1542, Canoga Park, Calif. 91304.

PENFRIENDS — ENGLAND — USA, through correspondence. Send age, interests. Free reply. Harmony, Box 89PE, Brooklyn, New York, 11235.

CORRESPONDENCE for friendship! Mexico, Philippines, Europe, USA. Free information. International, Box 1716-EL, Chula Vista, CA 92012.

FOR INVENTORS

PATENT AND DEVELOP your invention. Registered Patent Agent and Licensed Professional Engineer. Send for FREE PATENT INFORMATION every inventor should have. Richard L. Miller, P.E., 3612-E Woolworth Building, New York, NY 10007. (212) 267-5252.

MANUFACTURER SEEKING Patented, Unpatented Inventions. Generous royalties. Advantek International, 1100 17th NW, Washington, DC 20036.

INVENTIONS WANTED

FREE CONSULTATION • **NO IDEA TOO SMALL**

Disclosure registration. Potential cash or royalties from manufacturers seeking new ideas. For free information on how to register your ideas. Call or write.

AMERICAN INVENTORS CORP.

59 Interstate Dr. Dept PE
West Springfield, MA 01089 (413) 737-5376
A Fee Based Service Company

ELECTRONICS MANUFACTURER Seeking new devices or circuits for production. Shoaf Engineering, P.O. Box 868, Clemmons, N.C. 27012.

BUSINESS OPPORTUNITIES

FREE CATALOGS. Repair air conditioning, refrigeration. Tools, supplies, full instructions. Doolin, 2016 Canton, Dallas, Texas 75201.

MECHANICALLY INCLINED individuals desiring ownership of Small Electronics Manufacturing Business — without investment. Write: **BUSINESSES**. 92-K11 Brighton 11th, Brooklyn, New York 11235.

BORROW \$25,000 "OVERNIGHT". Any purpose. Keep indefinitely! Free Report! Success Research, Box 29070-GL, Indianapolis, IN 46229.

FREE BOOK "2042 Unique Proven Enterprises." Fabulous "unknowns." second inflation income. Haylings-M. Carlsbad, CA 92008.

MAILORDER OPPORTUNITY! Start profitable home business without experience or capital. Write for free book, case histories, plus complete details. No obligation. Mail Order Associates. Dept 602, Montvale, NJ 07645.

WANT YOUR OWN RADIO STATION? Investment/experience unnecessary. Free information. "Broadcasting", Box 130-A12, Paradise, CA 95969.

SPARE TIME FORTUNE in Vinyl Repair. Huge demand creates exceptional profits. We supply everything. Details free. VIP, 2012 Montrose, Chicago, IL 60618.

MECHANICALLY INCLINED INDIVIDUALS

Assemble electronic devices in your home. Knowledge, or experience not necessary. Get started in spare time. Turn your spare or full time into cash. No investment — Write for free details.

ELECTRONIC DEVELOPMENT LAB

Box 1560PE, Pinellas Park, FL 33565

\$700 PER MONTH EARNINGS possible filling out income tax forms at home or tax office during tax season. We show you how. Simple, quickly learned. Details mailed free. No salesmen. Hurry. Big demand. Federated Tax, 2012 Montrose, Chicago, IL 60618.

T.V. MEN - Hi-PROFITS - ONE MAN FACTORY. Rebuild CRTs for \$3.00. Purchase Patented equipment. Original manufacturers. New/used. Free training. C.R.T., 4071 Elston, Chicago 60618. (312) 583-6565.

START YOUR OWN BUSINESS. Send \$1.50 for info. To: Timm Enterprises, P.O. Box 2813, Idaho Falls, Idaho 83401.

BORROW \$30,000 without interest! All eligible. Repay anytime. Free details. Infohouse, Box 1004-PE12, New York, NY 10003.

Be a **LOCKSMITH!**

EARN WHILE YOU LEARN

Send for **FREE BOOK**

Big opportunities. Big profits. Earn quickly. Full or part time. Learn at home, it's easy. Do real jobs: **All Tools — Materials Supplied.** Lic. State of NJ — Appd. for Veterans. Send Name and address for FREE book.

Locksmithing Institute, Dept. 473-121
Div. Technical Home Study Schools. Little Falls, N. J. 07424

MAKE DURABLE BUILDING plastic easily. Waterproof. Fireproof. Economical. Bays Laboratory, 2086-2075 Drive, Cedaredge, CO 81413.

BORROW BY MAIL! \$500.00 - \$50,000.00. No collateral. bad credit no problem!!! Write: Gelco Financial Services, Box 34293-CD, Indpls., IN 46234.

ERASE DEBTS with little-known law — create wealth!! Details FREE — Blueprints, No. EE12, LaGrangeville, NY 12540.

EMPLOYMENT OPPORTUNITIES

ELECTRONICS/AVIONICS EMPLOYMENT OPPORTUNITIES. Report on jobs now open. Details FREE. Aviation Employment Information Service. Box 240E, Northport, New York 11768.

JOBS OVERSEAS - Big money fast. \$20,000 to \$50,000 plus per year. Call 716-842-6200. ext. 1740.

REPAIRS & SERVICES

"**HAVING PROBLEMS WITH YOUR DESIGN?**" We specialize in providing you with professional technical assistance-by mail! Send \$2.00 for details. Omnitek, Box 50546, Tucson, Ar.

REAL ESTATE

BIG NEW . . . FREE SPRING CATALOG! Over 2,800 top values coast to coast! UNITED FARM AGENCY, 612-EP West 47th, Kansas City, MO 64112.

RUBBER STAMPS

RUBBER STAMPS, BUSINESS CARDS. Many new products. Catalog. Jackson's, E-100, Brownsville Rd., Mt. Vernon, Ill. 62864.

500 BUSINESS CARDS \$9.95, samples \$1.00. PLEASE PRINT. UNIQUE, 296 N.E. 71st Street, Miami, Florida 33138.

BOOKS AND MAGAZINES

LOTTERIES make some people millionaires, so can micro-computers. New publication shows how. \$5.00. NEO PUBLISHING, P.O. Box 1368, L.I.C., NY 11101.

MOTION PICTURE/VIDEO

VIDEOTAPES - 8MM/16MM MOVIES. TWO 72 page catalogs \$1.00. Both \$1.50. Reelimages, Box 137-PE, Monroe, Connecticut 06468.

RENT VIDEO TAPES - V.H.S. and Beta. Hundreds of popular movies available. Write for complete details. Bill's Video Rentals, P.O. Box 7227, Baytown, Texas 77522-7227.

MUSICAL INSTRUMENTS

MUSICAL INSTRUMENTS' HOT LINE! Incredible prices: Amps, PA gear. All instruments. Huge selection. Sam Ash, established 1924. 800-645-3518. NYS: (212) 347-7757.

DO-IT-YOURSELF

PRINTED CIRCUIT Boards with running water! Technological breakthrough. Precise reproduction. Ideal for beginners. Free info. COVAL, Dept. PE12, 2706 Kirby, Champaign IL 61820.

HYPNOTISM

FREE Hypnotism. Self-Hypnosis. Sleep Learning Catalog! Drawer H400, Ruidoso, New Mexico 88345.

MISCELLANEOUS

MPG INCREASED! Bypass Pollution Devices easily. RE-VERSIBLY!! Free details—Posco GEE12, LaGrangeville, NY 12540.

Popular Electronics

ADVERTISERS INDEX

RS no.	ADVERTISER	PAGE no.
63	Active Electronics	107
56	Albia Electronics	66, 67
57	All Electronics Corp.	106
5	AP Products	89
4	Apple Computer	Cover 2, 1
6	Audio-Technica	104
64	BSR (USA) Ltd.	2
35	Cleveland Consumer Electronics, Inc.	34-37
1, 2, 3	Communications Electronics	7, 9, 11
7	Components Express	98
3	Computer Mart	115
11, 12	Discwasher	2, Cover 4
13	D. J. Systems	38
14	Electra Corp.	73
15	Epson	86
16	Etronix	77
17	Firetek	100
	Fordham Radio Supply	88
62	Global Specialties	102
	Grantham College of Engineering	101
18	Heath Co.	24, 25, 76
19	Hewlett-Packard	Cover 3
20	Hustler	96
21	Illinois Audio	100
22	International Electronics	101

23	Jameco Electronics	108, 109
24	JDR Microdevices	113
25	J&R Music World	72
	JS & A National Sales	15
26	Kloss Video	95
	Library of Computer Sciences	53-55
27, 43	Magnavox	21, 30,
48	Maxell	62
30	MFJ Enterprises	10
	Micro Ace	99
29	McIntosh Laboratory, Inc.	93
31	Micro Management Systems	51
32	Micro Mint	98
37	Micro Soft	40
50	NEC America	29
	Netronics, R & D Ltd.	85, 87
	NRI Schools	16-19
36	Olympic Sales	33
	Omega Sales Corp.	105
38	Omnisonix Ltd.	22
39	PAIA Electronics	102
40	Poly Paks	100
41	Quest Electronics	119
42	R & K Supply	20
	Radio Shack	57, 114
55	RCE	83
	Sabtronics	84
44	Scientific Systems	107
45	Shure Bros.	27
	Simple Simon Kits	78
	Sinclair Research	4, 5
46	Tams	102
59	TDK	88
47	Trio-Kenwood	90
49	Video Magician	95
51	Wabash Tape	58
60, 61	Westland	101
	Winegard	88
53	Wisconsin Discount Stereo	102

Quest ELECTRONICS

P.O. Box 4430C
Santa Clara, CA 95054
Will calls: 2322 Walsh Ave.
(408) 988-1640 TWX 910-338-2139

Same day shipment. First line parts only. Factory tested. Guaranteed money back. Quality IC's and other components at factory prices.

74LS00 TTL	MOS MEMORY RAM	PROM	MICROPROCESSOR	IC SECRETS
74LS00N	29 2101-1	2 95 1702A	4 50 8502	10 95
74LS02N	29 2102-1	95 2532	19 75 9504	9 95
74LS04N	35 2102AL 4	1 45 2708	4 70 8522	9 95
74LS08N	25 2102AN-2L	1 65 2716T	8 50 8800	6 95
74LS16N	35 2104A-4	4 95 2716 S Volt	6 50 8802	11 95
74LS19N	35 2107B-2	3 75 8274E 5 Volt	48 80 8820	4 95
74LS23N	55 2111-1	3 75 2722	19 75 8880	5 95
74LS24N	1 00 2112-2	3 35 2758	14 00 8808A	3 95
74LS28N	35 2114	3 75 8741A	53 00 8085	12 95
74LS27N	35 2114L 300ns	4 25 8748	55 00 2805	9 95
74LS29N	35 2114L 450ns	4 00 8748 B	55 00 280A	11 95
74LS30N	35 4116 200ns	2 95 8755A	55 00 8212	2 90
74LS33N	60 84116 200ns/18 60	NBS223	2 95 8214	3 95
74LS38A	50 MM5262	40 NBS233	4 95 8216	2 90
74LS74N	-55 MM5280	30 NBS236	4 75 8224	3 45
74LS74N	65 MM5300	9 95 NBS239	4 95 8228	4 95
74LS90N	60 MM5330	5 94 NBS231	4 95 8251	6 95
74LS93N	75 PD111D-3	4 00 NBS238	8 75 8253	15 00
74LS96N	1 00 PD111D-3	5 00 NBS237	8 75 8255	5 75
74LS107N	45 P5101L	8 95 DM8977	2 90 8257	10 95
74LS129N	45 4204A	9 95 8273	3 50 8259	14 95
74LS130N	45 8252S	2 90	1802CP plus	13 95
74LS132N	89 91107A	5 95 8096	1802CP plus	17 95
74LS136N	50 91076S-5	5 95 8099	1861P	9 50
74LS151N	75 MM5710D	4 50 8096	CDP1802CD	28 95
74LS151N	79 GM573850D	3 95 8097	CDP1802D	25 00
74LS157N	1 10 MCM6571A	9 95 8098	CDP1861P	7 95
74LS162N	1 10 9368	3 50 8709		2 00
74LS163N	1 10 4100	10 00 8710		4 50
74LS174N	1 15 416	16 00 8711		3 00
74LS190N	1 25	8720		5 50
74LS211N	1 25	8723		3 10
74LS259N	1 00	8724		3 50
74LS367N	1 00	8725		3 20

Linear CMOS and 7400 complete lines in stock. Send for catalog.

RCA Cosmac 1802 Super Elf Computer Kit \$106.95

The Quest Super Elf is the right choice for the person who has a need to learn more about computers, from an understanding of the hardware and how it goes together to beginning programming with machine language on up through basic.



Tremendous Value
The Super Elf is a tremendous value as it combines video, digital displays, LED displays, and music, all on a single board for \$106.95. Its unique ability for single step debugging, display of state and mode of the computer and display of addressing as an inexpensive option gives it an "easy to use" capability not available anywhere at the price.

Inexpensive Expansion
The Super Elf expansion capability is virtually unlimited and you can do it inexpensively one step at a time. Expansion includes cassette interface, additional memory, color video, Basic, ASCII keyboard, printer, floppy, S-100 bus, RS232, etc.

Strong Software Support
The Super Elf comes complete with power supply and detailed 127 page instruction manual which includes over 40 pages of

Free 14 Page Brochure
Send or call for a free brochure on all details and pricing of the Super Elf and its expansion. We will get it right out to you!

60 Hz Crystal Time Base Kit \$4.40
Converts digital clocks from AC line frequency to crystal time base. Outstanding accuracy.

Rockwell AIM 65 Computer
1K \$419.00 4K \$465.00

Elf II Adapter Kit \$24.95
PROM Eraser
assembled. 25 PROM capacity \$37.50 (with timer \$69.50). 6 PROM capacity OSHA UL version \$78.50 (with timer \$108.50).

Modem Kit \$60.00
State of the art, orig., answer. No tuning necessary, 103 compatible 300 baud. Inexpensive acoustic coupler plans included. Bd. Only \$17.00. Article in June Radio Electronics.

Z80 Microcomputer
16 bit I/O. 2 MHz clock. 2K RAM. ROM Breadboard space. Excellent for control. Bare Board \$28.50. Full Kit \$99.00. Monitor \$30.00. Power Supply Kit \$35.00. Tiny Basic \$30.00

Video Modulator Kit \$9.95
Convert TV set into a high quality monitor w/o affecting usage. Comp. kit w/full instrur.

Multi-volt Computer Power Supply
8v 5 amp. -18v 5 amp. 5v 1.5 amp. -5v 5 amp. 12v 5 amp. -12v option. ±5v. ±12v are regulated. Basic Kit \$35.95. Kit with chassis and all hardware \$51.95. Add \$4.00 shipping. Kit of hardware \$16.00. Woodgrain case \$10.00. \$1.50 shipping.

TERMS: \$5.00 min. order U.S. Funds. Call residents add 6% tax. \$10.00 min. BankAmericard and Master Charge accepted. \$1.00 insurance optional. Postage: Add 5%. C.O.D. \$10.00 min. order.

60 Hz Crystal Time Base Kit \$4.40
Converts digital clocks from AC line frequency to crystal time base. Outstanding accuracy.

Rockwell AIM 65 Computer
1K \$419.00 4K \$465.00

Elf II Adapter Kit \$24.95
PROM Eraser
assembled. 25 PROM capacity \$37.50 (with timer \$69.50). 6 PROM capacity OSHA UL version \$78.50 (with timer \$108.50).

FREE: Send for your copy of our NEW 1981 QUEST CATALOG. Include 48¢ stamp.

ELECTRONICS WORLD®

Personal Electronics News

ACCESS TO COMPUSERVE DATA NETWORK will be available to owners of Sorcerer computers when they buy an Exidy Systems Terminal Pac™ cartridge. Through a marketing agreement between Exidy and Compuserve, the purchaser will receive one free hour of connect time between 6:00 p.m. and 5:00 a.m. weekdays and 24 hours on weekends. The Terminal Pac contains software to configure the Sorcerer as a standard ASCII terminal so that it can receive data from the network's offerings of news, home economics, entertainment, and personal computing services. The Exidy (Sunnyvale, CA 94086) terminal sells for \$99.

THE FCC has been asked by the National Association of Broadcasters to clarify and modify two provisions of its new radio operator licensing requirements. NAB favors delegating some of the duties of a chief operator to subordinates acting under the chief operator's supervision. It also asked the FCC to clarify whether AM directional stations must continue to have First Class duty operators. For example, if an operator's license is renewed as a General Radiotelephone License, will this be adequate for the holder to be considered the operator on duty? If so, would the station continue to be exempt from the proof of performance requirements?



WEATHER PICTURES FROM SATELLITES can be received on a display system developed by University of Minnesota scientists and marketed by SynSat Communications Inc. (Minneapolis, MN 55436). Selling for under \$7000 and including a two-meter dish antenna, the radio receiving and video display system will store satellite pictures on audio cassettes and has a 2X zoom feature to allow the user to examine satellite images closely. It can also display standard weather facsimile information from land-line sources.

LOCAL NETWORK WITHOUT MODEMS has been announced by ElectroSound Systems, Inc., Phoenix, AZ. (914-347-3707). Called the Data Loop Exchange, it brings data terminals, word-processing work stations or personal computers, or a combination of these devices together into a local area network. Range is a half-mile radius, which can be increased with loop extenders. The network interconnects or communicates with a common computer without requiring more software. Installation is simple, using twisted-pair loop wiring, thus eliminating the cost of modems and telephone lines. No protocol, line discipline, or mixing of data rates is necessary with the network. Designed for small systems, with an RS232C interface, the company's DLX10 System uses time-division multiplexing.


VCR MOVIE RENTAL from a local store will start in the spring of '82 when Warner Home Video launches new outlets to market its cassettes. Surveys made by WHV have shown that, for every video cassette sold in recent months, there were at least 12 rentals. So it plans to offer over 150 films, including Superman II, The Shining, and Excalibur, for rental. WHV will license the cassettes to the rental outlets (including supermarkets, drug chains, and other mass merchandisers).

AN EXPERIMENTAL RADIO NET whose mission will be to disseminate information on "Trends in the Communications and Electronics Industry" will be sponsored by the Long Island, NY, chapter of IEEE and the Long Island Mobile Amateur Radio Club (LIMARC). Topics will include direct broadcast satellites, satellite earth stations, cable TV, electronic warfare and counter-measures, spread spectrum communication, and more. The net will operate at a frequency of 147.375 MHz, and reception should be possible throughout most of Long Island and southern Connecticut. Target date for start-up is Wednesday, Nov. 11, at 8:30 p.m. Thereafter, the net will operate on the second Wednesday of each month. For more information contact Ed Piller at 516-349-2484.

PE IS A CONVERSATION STARTER, according to a story in the New York Times. One young lady carried a copy of the magazine into a singles bar with her and soon became the center of male attention, said the story. It did not give any details on what happened thereafter nor did it attempt to draw a moral therefrom.

Introducing the new HP-11C.

The whole is greater than the sum of its parts.



Extensive programming capability.



Horizontal design with LCD display



Rugged slim-line case

Leave it to Hewlett-Packard to assemble an ingenious combination of features and functions—in one calculator.

Computer-like programming.

The HP-11C offers over 200 lines of program memory, insert/delete editing, subroutines, indirect addressing, flags—all these powerful programming tools, plus an extensive set of built-in scientific/engineering functions.

Fits easily in your pocket.

The HP-11C's rugged slim-line case fits easily in your pocket. And its horizontal design with LCD display makes it easy to read even in bright sunlight.

Continuous memory.

The HP-11C's Continuous Memory remembers your programs and data even when your calculator is turned off. The calculator is powered by standard, disposable long-life batteries, making it both portable and convenient to operate.

Only from Hewlett-Packard.

Sure, other calculators may offer you some of these features. But Hewlett-Packard gives you all of them in a beautiful slim line design. The new HP-11C is built to the exacting standards of quality and reliability that you've come to expect from Hewlett-Packard.

To see the HP-11C in action, visit your nearest Hewlett-Packard dealer. For the address of the dealer in your area, call toll free: 800-547-3400, Dept. 254D except Hawaii & Alaska. In Oregon, call 758-1010. Or write Hewlett-Packard, Corvallis, OR 97330, Dept. 254D.

Suggested retail price, \$135, excluding applicable state and local taxes—Continental U.S.A., Alaska, and Hawaii. 611/09

 **HEWLETT
PACKARD**

CIRCLE NO. 19 ON FREE INFORMATION CARD

IN LESS THAN 30 SECONDS...



CLEAN RECORDS,



CLEAR SOUND.



Safe record care is easy with the D4_u System. In less than 30 seconds, you can remove harmful microdust and other debris that can cause permanent damage to your favorite recordings. Studies prove it.

But if scientific studies mean nothing to you, let the sound prove that D4 works. It's dirt free and static free sound ... clearly better sound.

The Discwasher D4 Record Care System. It's worth the little time it takes ... and it doesn't take long to discover it works.

discwasher[®]
PRODUCTS TO CARE FOR YOUR MUSIC

1407 North Providence Road, Columbia, MO 65201 USA
A DIVISION OF JENSEN an ESMARK Company

CIRCLE NO. 12 ON FREE INFORMATION CARD