

Popular Electronics®

WORLD'S LARGEST-SELLING ELECTRONICS MAGAZINE

MARCH 1981/95¢


PE Tests Pioneer's VP-1000 Video Disc Player

Beep!

A Look at Pocket Telephone Pagers


Low-noise, Low-distortion Phono Preamplifier

Reactance Measuring Set



Audio Product of the Month:
Luxman Model K-8 Cassette Deck





Edison had over 1,800 patents in his name, but you can be just as inventive with an Apple.

Apple is the company with the brightest ideas in hardware and software *and* the best support — so you can be as creative with a personal computer system as Edison was with the incandescent bulb.

How Apple grows with you.

With Apple's reliable product family, the possibilities of creating your own system are endless. Have expansion capabilities of 4 or 8 accessory slots with your choice of system.

Expand memory to 64K bytes or 128K bytes. Add an A to D conversion board. Plug into time sharing, news and electronic mail services. Use an IEEE 488 bus to monitor lab instruments. Add 4 or 6 disk drives — the 5¼", 143K bytes, high-speed, low-cost drive that's the most popular on the market.

Apple speaks many languages.

Since more than 100 companies create software for Apple, you'll have the most extensive library in the personal

computer world. Want to write your own programs? Apple is fluent in BASIC, Pascal, FORTRAN, PILOT and 6502 assembly language.

There's even a series of utility programs called the DOS Tool Kit that not only lets you design high-resolution graphic displays, but lets you work wonders with creative animation.


More illuminating experiences in store.

You won't want to miss all the Apple products being introduced at your computer store all the time. Don't let history pass you by. Visit your nearest




Apple dealer or call 800-538-9696. In California, 800-662-9238. Or write: Apple Computer, 10260 Bandley Drive, Cupertino, CA 95014.

apple® computer inc.



CIRCLE NO. 6 ON FREE INFORMATION CARD

Beckman brings a new dimension to hand held Digital Multimeters



True RMS capability at an affordable price





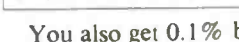
Now you can measure the exact power content of *any signal* — regardless of waveform. Beckman delivers the new TECH™ 330 multimeter with true RMS capability and many more fine performance features for just \$210.

Unlike most multimeters calibrated to read only the true power content of sine waves, the TECH 330 extends its true RMS capability to give you accurate readings of both sine and non-sine waveforms.

True RMS makes a significant difference in accuracy when measuring switching power supplies, flyback power circuits, SCR or TRIAC controlled power supplies or any other circuit generating a non-sine signal.

The TECH 330 also accurately measures the entire audio band up to 20 kHz. But that's not all you can expect from Beckman's top-of-the-line multimeter.

Measurement Comparison Chart

Waveforms (Peak = 1 Volt)	Average Responding Meter	Beckman TECH 330	Correct Reading
Sine Wave 	0.707V	0.707V	0.707V
Full Wave Rectified Sine Wave 	0.298V	0.707V	0.707V
Half Wave Rectified Sine Wave 	0.382V	0.500V	0.500V
Square Wave 	1.110V	1.000V	1.000V
Triangular Sawtooth Wave 	0.545V	0.577V	0.577V

You also get 0.1% basic dc accuracy, instant continuity checks, 10 amp current ranges, a separate diode test function, 22 megohm dc input impedance, and an easy-to-use rotary switch.

With so much capability in hand, you'll be able to depend on the TECH 330 for a long time. That's why Beckman designed it tough enough to go the distance.

Enclosed in a rugged water-resistant case, the TECH 330 can take a 6-foot fall onto concrete and still perform up to spec. And to further ensure reliable, trouble-free operation, the TECH 330 gives you 1500 Vdc overload protection, RF shielding, 2000-hour battery life, gold switch contacts, and fewer electronic components to worry about.

Add another dimension to your world of electronics. Visit your Beckman distributor today for more information on the TECH 330 and Beckman's complete line of digital multimeters, starting at \$120.

For your nearest distributor, or a free brochure:

CALL TOLL FREE

24 HOURS A DAY, 7 DAYS A WEEK

1-(800)-821-7700 (ext. 517)

in Missouri 1-(800)-892-7655 (ext. 517)

BECKMAN

CIRCLE NO. 63 ON FREE INFORMATION CARD

NOW CLEANING YOUR OWN DISKETTE HEADS COULD SAVE YOU A \$40 SERVICE CALL. AND A LOT MORE.

The recording heads on your diskette drives may be dirty—and that can cause you a lot of grief. There's the serviceman you have to call when the machine doesn't perform. (You know how much service calls cost these days!) There's machine down-time. Idle data entry clerks. All the other delays a cranky machine can cause.

And that service call might not even be necessary.

3M solves the problem in seconds—and leaves your heads "Computer Room Clean".

The Scotch® head-cleaning diskette kit lets you clean the read-write heads on your 8" or 5¼" diskette drives. In just 30 seconds, without any disassembly, mess or bother, the heads can be completely cleansed of dirt, dust, magnetic oxides—all the things that can get into your machines every day. And foul them up.

Just saturate the special white cleaning pad in its jacket with the cleaning solution. Then insert the jacket into the diskette drive and turn it on. Your machine does the rest. The



heads are microscopically cleaned without wear, without abrasion.

This 3M head-cleaning diskette kit has been evaluated and approved by major diskette drive manufacturers. It's the best possible way to clean your heads without service calls or machine teardowns.

At only \$1 per cleaning—it's the best insurance you can get.

This fast-cleaning new Scotch kit comes with everything you need (including special fluid, applicator tip, cleaning diskettes) to handle up to 30 cleanings. That's only about a dollar a cleaning.

With the Scotch head-cleaning diskette kit, you could save yourself a lot more than just a service call. So try this remarkable kit today. For the name of



A Scotch cleaning diskette shown before use, and after 15 cleanings of recording heads.



the dealer nearest you, call toll free: 800-328-1300. (In Minnesota, call collect: 612-736-9625.) Ask for the Data Recording Products Division.

CIRCLE NO. 35 ON FREE INFORMATION CARD



3M

Popular Electronics®

WORLD'S LARGEST-SELLING ELECTRONICS MAGAZINE

Feature Articles

BEEP! A LOOK AT POCKET PAGERS / George Leon _____	59
<i>How the new lightweight, pocket-sized radio devices operate.</i>	
BINARY, OCTAL AND HEXADECIMAL NUMBERS / Fred Blechman _____	63
<i>Understanding and applying the three basic systems in computer programming.</i>	

Construction Articles

A REACTANCE MEASURING SET / James Barbarello and Edwin Iriye _____	67
<i>Measures inductances as well as capacitances.</i>	
A HIGH-PERFORMANCE PHONO PREAMPLIFIER / John Roberts _____	79
<i>Features low noise and distortion and allows choice of cartridge types.</i>	
AN AUTOMATIC LINE VOLTAGE REGULATOR / Herbert Elkin _____	85
<i>Gives the line a .6-volt boost when it drops too low.</i>	

Equipment Reviews

LUXMAN MODEL K-8 STEREO CASSETTE DECK _____	23
PIONEER MODEL VP-1000 VIDEODISC PLAYER _____	31
BECKMAN TECH MODEL 310 DIGITAL MULTIMETER _____	44

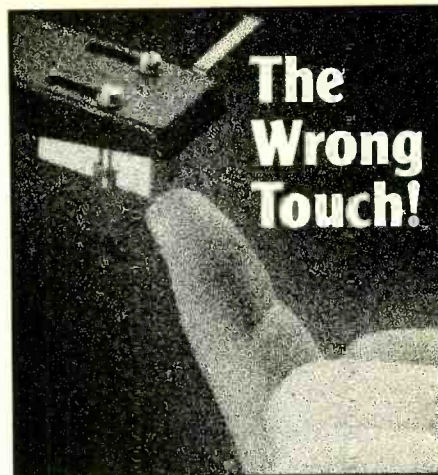
Columns

ENTERTAINMENT ELECTRONICS	
Life With Video Discs / Ivan Berger _____	14
New Sonic Hologram / Harold A. Rodgers _____	20
COMPUTER BITS / Carl Warren _____	48
<i>Good Grief! More Conversion.</i>	
COMPUTER SOURCES / Les Solomon _____	51
SOLID-STATE DEVELOPMENTS / Forrest M. Mims _____	88
<i>Magnets, Bubbles and Garnets.</i>	
HOBBY SCENE / John McVeigh _____	92
EXPERIMENTER'S CORNER / Forrest M. Mims _____	93
<i>Programmable-Gain Amplifiers.</i>	
DX LISTENING / Glenn Hauser _____	97
<i>Shortwave Broadcasting and the FCC.</i>	
PROJECT OF THE MONTH / Forrest M. Mims _____	100
<i>Transistorized Light Flasher.</i>	

Departments

EDITORIAL / Art Salsberg _____	4
<i>Hunting of the Quark.</i>	
LETTERS _____	7
NEW PRODUCTS _____	8
AUDIOPHILE RECORDINGS / Harold A. Rodgers _____	20
OPERATION ASSIST _____	101
ADVERTISERS INDEX _____	115
PERSONAL ELECTRONICS NEWS _____	116

COPYRIGHT © 1981 BY ZIFF-DAVIS PUBLISHING COMPANY. All rights reserved. Popular Electronics (ISSN 0032-4485) March 1981, Volume 19, Number 3. Published monthly by Ziff-Davis Publishing Co., at One Park Ave., New York, NY 10016. Philip B. Korsant, President; Selwyn Taubman, Treasurer; Bertram A. Abrams, Secretary. One year subscription rate for U.S. and Possessions, \$14.00; Canada, \$17.00; all other countries, \$19.00 (cash orders only, payable in U.S. currency). Controlled circulation Postage Paid at Salem, IL 62881. Authorized as second class mail by the Post Office Dept., Ottawa, Canada, and for payment of postage in cash. POPULAR ELECTRONICS including ELECTRONICS WORLD, Trade Mark Registered. Indexed in the Reader's Guide to Periodical Literature. Ziff-Davis also publishes Boating, Car and Driver, Cycle, Flying, Popular Photography, Skiing, Stereo Review, Electronic Experimenter's Handbook, and Tape Recording & Buying Guide. Forms 3579 and all Subscription Correspondence: POPULAR ELECTRONICS, Circulation Dept. P.O. Box 2774, Boulder, CO 80302. Please allow at least eight weeks for change of address, enclosing, if possible, an address label from a recent issue. **Permissions.** Material in this publication may not be reproduced in any form without permission. Requests for permission should be directed to John Babcock, Rights and Permissions, Ziff-Davis Publishing Co., One Park Ave., New York, NY 10016.



The Right Touch Is a Discwasher SC-2 Stylus Care System.

The SC-2 is a three-function system which safely removes microscopic stylus contaminations that cause record abrasion.

SC-2 Fluid enhances and speeds cleaning and yet protects diamond adhesives, cartridge mounting polymers and fine-metal cantilevers against the corrosive effects of many other "cleaners".

The Discwasher SC-2 System. Stylus care with which your cartridge and records can live.



discwasher®
PRODUCTS TO CARE FOR YOUR MUSIC



Discwasher, Inc.
1407 N. Providence Rd.
Columbia, MO 65201

CIRCLE NO. 16 ON FREE INFORMATION CARD



EDITORIAL

Hunting of the Quark

How often does one read about or discuss quarks? Strangely, the subject of quarks came up on three separate occasions during the New Year's vacation period. The first time was listening to my 13-year-old son telling me that an atom was the smallest particle of matter. I corrected him, reciting a list of what's inside an atom that could be subdivided into smaller elements. This led to a discussion of electrical force, Thomson's bottled lightning experiments that identified electrons, his discovery of the proton, etc.

My son didn't really believe me because his science teacher had told him. . . . So I laughingly offered to bet him that the smallest element was called a quark, and that there are up quarks, down quarks, strange quarks, charmed quarks, as well as anti quarks. The gauntlet was quickly picked up. "I'll bet you an Atari game cartridge against a hockey game," he responded. I agreed, but more about this later.

Later that evening, I read an article in *Scientific American* (December 1980) on "Cosmic Asymmetry," attracted to it by my

growing interest in astronomy and because we'll be picturing a sophisticated telescope on next month's cover. And there was a discussion and many illustrations relating to quarks that are thought to make up each proton and neutron, bound together by gluons. What a coincidence, I thought.

The next day, I continued reading a book, *Fantastic Journeys* by Mark Hunter. Surprise! I reached the beginning of a dozen pages that discussed quarks, written in layman terms. I learned that two American scientists, Murray Gell-Mann and George Zweig, concluded in 1963 that hadrons were not fundamental particles because there were too many of them. They postulated that there were more basic particles, which Gell-Mann named "quarks," a word he recalled from *Finnegans Wake*. (James Joyce created the name for something that is real but cannot be seen.)

Moreover, I discovered that there was a fifth quark, named a bottom quark, that halted decay. And since basic elements come in pairs, there should be a sixth quark that

has not yet been identified. Furthermore, with that many quarks, it's likely that there are many more. If so, scientists say that quarks are not the smallest particles. Interestingly, one American physicist, Leon Lederman, who predicted the existence of the fifth quark, speculated that maybe there are no elementary particles at all and that every particle has smaller parts. Perhaps the hunting of the sixth quark will be concluded when a new particle accelerator that will produce collision energies exceeding 270 GeV ($G=1$ billion) is built. A few are now under construction.

Triumphantly showing my son the book that described quarks, I learned that I had not actually won the bet, owing to my naivete in dealing with smaller matter, whether quarks or my son. He calmly informed me that there was no bet at all since we didn't shake hands on it.

Art Salsberg

JOE MESICS
Publisher

ARTHUR P. SALSBERG
Editorial Director

HAROLD A. RODGERS
Executive Editor

LESLIE SOLOMON
Senior Technical Editor

JOHN R. RIGGS
Managing Editor

EDWARD I. BUXBAUM
Art Director

ALEXANDER W. BURAWA
Features Editor

JOHN J. McVEIGH
Technical Editor

ANDRE DUZANT
Technical Illustrator

CARMEN ROBLES
Production Editor

JEFF NEWMAN
Editorial Assistant

Contributing Editors

Carl Warren, Stan Prentiss
Glenn Hauser, Julian Hirsch, Forrest Mims

MARIE MAESTRI
Executive Assistant

OLIVIA WILSON
Promotion Coordinator

PEARL HARRINGTON
Assistant to the Publishing Director

SIDNEY HOLTZ
Publishing Director

Popular Electronics®

Editorial and Executive Offices
One Park Avenue
New York, New York 10016
212 725-3500

Publisher
Joe Mesics
212 725-3568

New York Office
Advertising Manager:
Richard Govatski (725-7460)

Eastern Advertising Manager
Bonnie B. Kaiser (725-3580)
Richard B. Eicher (725-3578)

Midwestern Office
Suite 1400, 180 N. Michigan Ave.,
Chicago, IL 60601 (312 346-2600)
Sales: Ted Welch

Western Representative
Norman S. Schindler & Associates, Inc.
7050 Owensmouth Ave., #209
Canoga Park, CA 91303 (213 999-1414)
Sales: Norm Schindler, Jon Marshall

Representation In Japan
James Yagi
Oji Palace Aoyama
6-25, Minami Aoyama, 6 Chome, Minato-Ku
Tokyo, Japan (407-1930/6821, 582-2851)

Ziff-Davis Publishing Company

Philip B. Korsant
Richard Friese
Phillip T. Heffernan
Sidney Holtz
Edward D. Muhlfield
Philip Sine
Albert S. Traina
Robert Bavier
Paul Chook (Research)
Baird Davis (Production)
Edgar G. Hopper (Marketing)
George Morrissey
Selwyn Taubman
Bertram A. Abrams

President
Senior Vice President
Senior Vice President
Senior Vice President
Senior Vice President
Senior Vice President
Senior Vice President
Vice President
Vice President
Vice President
Vice President
Treasurer
Secretary

W. Bradford Briggs

Vice Chairman

Ziff Corporation

William Ziff
I. Martin Pompadur
Hershel B. Sarbin
Furman Hebb
Bruce Maggin
Lawrence Sporn

Chairman
President
Executive Vice President
Vice President
Vice President
Vice President

Editorial correspondence: POPULAR ELECTRONICS, 1 Park Ave., New York, NY 10016. Editorial contributions must be accompanied by return postage and will be handled with reasonable care; however, publisher assumes no responsibility for return or safety of manuscripts, art work, or models submitted.

The publisher has no knowledge of any proprietary rights which will be violated by the making or using of any items disclosed in this issue.



Member Audit Bureau
of Circulations

POPULAR ELECTRONICS

"No one else gives you as many functions in a handheld DMM.

Now you can move up to Fluke."

We've got great news for people who've been holding out for a high quality, high performance DMM at a moderate price: Fluke's new nine-function model D 804 is now available at select electronics supply stores.

With a suggested list price of only \$229 and features you won't find in any other handheld DMM, the D804 is an exceptional value. Here's why.

Logic level and continuity testing: A real time-saver for troubleshooting passive circuits in pcb's, cables, relay panels and the like. The D804 has a switch-selectable audible tone and visual symbols to indicate continuity or logic levels.

Direct temperature readings in °C: Used with any K-type thermocouple,

the D 804 delivers fully-compensated readings in °C from -20°C to +1235°C, for checking heating and refrigeration systems.


Peak hold feature captures transients: A short-term memory in the D 804 captures and holds peak readings.

And more: 0.1% basic dc accuracy, conductance, 26 measurement ranges, battery, safety-designed test leads and a one year parts and labor warranty. A full line of accessories is also available to extend the measurement capabilities of your DMM.

Ask your dealer about the powerful, versatile D 804 and the rest of Fluke's new Series D line of low-cost digital multimeters.



From the world leader in DMM's. Now we've designed one for you.



*Suggested U.S. list price
For technical data circle no.


If your dealer doesn't carry Series D
Multimeters yet, call this number. We'll be
happy to tell you who does. 1-800-426-9182

FLUKE[®]

CIRCLE NO. 24 ON FREE INFORMATION CARD

www.americanradiohistory.com

How to get 50% more sound without turning up the volume.



A dbx Dynamic Range Expander restores the music dynamics that were lost in the recording process - giving you up to 50% more sound. The technology is based on a technique originally developed by dbx for professional recording studios.

There's a whole range of sound in a live performance that you never hear from your stereo system. And it's not a question of turning up the volume.

The problem is in the records you play.

When recording engineers master a record, they electronically eliminate up to half the music. They literally compress the sound to make it "fit" on the vinyl record.

Fortunately, there's one solution to the problem: dbx Dynamic Range Expanders.

A dbx Dynamic Range Expander in your system restores most of the lost music. And it reduces annoying record surface noise by as much as 20 dB. So instead of a compressed 50 or 60 dB of dynamic range, you get a full 75 to 90 dB. The loud passages begin to thunder. The softs are truly subtle. All your music comes to life.

And you can use a dbx Dynamic Range Expander not only with your records, but also with tapes and FM broadcasts.


Visit your authorized dbx retailer for a demonstration of the 1BX, 2BX and 3BX Dynamic Range Expanders. Then select the model that's best for your system.

Because there's a lot more to music than has been reaching your ears.

dbx, Inc., 71 Chapel St., Newton, MA 02195 U.S.A. Tel. (617) 964-3210. Telex 92-2522. Distributed throughout Canada by BSR* (CANADA) Ltd., Rexdale, Ontario.

dbx[®]

Making good sound better



LETTERS

New Battery-Charger Use

I recently had what appeared to be a "dead" car battery and, in trying to locate the trouble, discovered an unexpected use for my "Battery Charger" (January 1981, p 66.). When the LED lights up on TRICKLE charge but not on FULL charge position of *S1*, it is indicating an open battery element or a corroded battery post. If the LED is much brighter on FULL than on TRICKLE, either the battery is fully discharged or there is a short. In my case, the problem turned out to be an open battery element.—*Cass Lewart, Holmdel, NJ.*

BSEE vs BET

In "They're Wooing You in Electronic Land!" (January 1981), I was appalled at the statement, "There are proposals out at the IEEE to eliminate calling BET graduates 'Engineers,' but they do indeed perform as engineers at work." I worked very hard for 5 years to receive my BSEE, while every BET I knew was only learning how to be a 4-year technician. I have noted that the BETs I've worked with perform their duties like technicians not engineers. I believe many companies are using BETs because they can be paid less than BSEEs and there is a shortage of the latter. It is also advisable for companies to call as many employees engineers as possible for proposal writing purposes. This is reducing the integrity of the true engineering profession. The IEEE proposal will uphold that integrity.—*Gregory D. Gogates, Pittsburgh, PA.*

Cordless Phone Confusion

In "PE Examines Cordless Telephones" (December 1980), the last two paragraphs about the Pathcom phones on page 23 are confusing. To quote, the next-to-last paragraph says, "All Ez Phones offer full duplex and answer/originate operation." Then, the first sentence of the next paragraph says, "Pathcom's two economy systems are the Model 8501/8511 full duplex answer-only and Model 8400 simplex push-to-talk systems. . . ." Which are they—answer/originate or answer only?—*Gary A. Ditzges, Lansing, KS.*

The Ez Phones are Models 8502/8510 and they have answer/originate operation. The Models 8501/8511 and 8400 are not in the Ez Phone line and are answer only.—Ed.

No Professional Amplifiers?

In "PE Tests Eight Audio Power Amplifiers" (January 1981), why were no standard professional models included?

MARCH 1981

GENUINE SHURE V15 TYPE IV PHONO CARTRIDGE

For all the facts
circle 50 on
free information card



not simply a "cartridge" . . . but an innovative playback system

- **Dynamic Stabilizer** Suspended from two viscous-damped bearings, acts like a shock absorber to maintain a constant cartridge-to-record distance and uniform tracking force; eliminates record groove skipping caused by warp; cushions the stylus from accidental damage.
- **Telescoped Shank** Greatly improves trackability at the critical middle and high frequencies. Lowest effective mass, with no sacrifice of necessary stiffness or strength.
- **Two-Function Bearing** One unique bearing system is optimized for both low frequencies and high frequencies independently. Enhances trackability across entire audio spectrum.
- **Electrostatic Neutralizer** 10,000 conductive graphite fibers discharge static electricity from the record during play. Eliminates attraction of dust and tracking force variations caused by static charges.
- **Hyperelliptical Tip** Elongated, uniform groove contact reduces harmonic and intermodulation distortion by as much as 25% over conventional Elliptical or long contact tips.
- **Laminated Core** Low-loss, laminated electromagnetic structure provides consistently flat frequency response, exceptional channel separation, higher signal level output.



Shure Brothers Inc., 222 Hartrey Ave., Evanston, IL 60204
Manufacturers of high fidelity components, microphones, sound systems and related circuitry.

As a professional musician and technician, I own and work with pro recording and sound reinforcement equipment. Anyone serious enough about his stereo system to be willing to spend \$600 to \$1600 on a power amplifier should be made aware of amps such as BGW, Crown, and Crest—to name a few. These amps come in standardized packages, can be mistreated electrically with no damage, and some were undoubtedly used to mix the records played on your home system.—*Eric Wenocur, Columbia, MD.*

The consumer orientation was intentional. In fact, when we tested a Crown Amplifier (March 1980), we chose the consumer version. We have nothing

against professional amplifiers, but we feel that the extreme ruggedness designed into them is overkill for domestic applications.—Ed.

Solar Controller Kit Info

We have received numerous requests for information concerning the Wolfway Solar Controller Thermostats as described in your New Products of January 1981. Our product information pamphlet can be obtained by sending \$1.00 (refundable with order) to Wolfway Product Consultants, Inc. R.D. #1, Box 1135, Tamaqua, PA 18252. All models and kits may be ordered via that pamphlet directly.—*R. M. Hollenbach, Tamaqua, PA.*

NEW PRODUCTS

Additional information on new products covered in this section is available from the manufacturers. Either circle the item's code number on the Free Information Card or write to the manufacturer at the address given.

Shure Cartridge/Headshell Combo



Shure has expanded its M97 Era IV phono cartridge line with the M97ED-AH integrated cartridge/headshell assembly. The AH indicates that the M97HE cartridge comes already mounted in a universal four-pin headshell that is compatible with many leading tonearms. The integrated design is said to offer 4 to 6 grams of total weight reduction compared to separate cartridge and headshell combinations. The cartridge features a nude-mounted hyperelliptical diamond stylus, viscous-damped dynamic stabilizer, telescoped stylus shank, and Shure's "Side Guard" stylus protection. Recommended tracking force range is 3/4 to 1 1/2 grams. \$120.

CIRCLE NO. 88 ON FREE INFORMATION CARD

Deluxe Scope Curve Tracer

Daltec Systems' Expand-A-Scope connects to the horizontal and vertical inputs of a scope and provides nine reference



Teac's new Model V-9 stereo cassette deck features a new two-head, three-motor transport mechanism and a unique spectrograph metering system. Assigned to each channel is a series of six color-

Radio Shack Line Printer




Radio Shack's Line Printer IV is a proportionally spaced high-density dot-matrix impact printer designed for use with the TRS-80 microcomputer. The printer can also be set up to produce 80 or 132

fixed-space characters per 8" line. Both upper- and lower-case letters are available in all three printing modes. Special characters available include the grave accent, braces, back slash, and caret. True underlining, subscripting, superscripting, enlarged characters, bold facing, and forward and reverse line feed are also available. Print density is 10 or 16.7 mono-spaced or 8.2 to 24.6 proportionally spaced characters per inch, and print speed is 50 characters per second or 22 lines per minute. The printer accepts roll, pin-feed, 9 1/2" fan-fold, or single-sheet plus two carbons paper. Size is 15" x 11" x 5" and weight is 12 lb. \$999.

CIRCLE NO. 91 ON FREE INFORMATION CARD

standards against which the traces of resistors, capacitors, diodes, zeners, and other components can be compared. Current through a component under test is 5 mA maximum. The dual mode allows comparison of unknown components against known ones. An impedance/voltage/current display permits the comparisons, while an audible tone is used for continuity testing of circuits under 10 ohms. \$250. Optional test probes, \$15. Address: Daltec Systems, Inc., P.O. Box 157, Onondaga Branch, Syracuse, NY 13215.

Heat-Sink Clamps



Six new heat-sink clamps designed to facilitate the soldering of delicate electronic components have been produced by Desco Industries. The clamps reportedly are made of beryllium copper and have parallel-jaw construction. Two sizes, with overall lengths of 1.5" and 2.5", respectively,

are available. Finger grips are plastic coated. The clamps are available with either chrome plating for resistance to wetting or chrome plating and a Plastisol coating for resistance to wetting and increased heat-dissipation characteristics. Prices range from \$1.98 each to \$2.70 each. Address: Desco Industries, Inc., 351 F Oak Place, Brea, CA 92621.

Noise Filter For Videotape



The Model DNF-1201A Burwen noise filter from KLH is claimed to dramatically reduce tape hiss encountered when playing videotapes through hi-fi systems. The filter operates on the principle of selective suppression of noise, having its greatest effect on quiet passages by automatically reducing high-frequency response. The device is rated to provide between 5 and 14 dB of tape hiss reduction. It is also rated to deliver a frequency response from 10 to 20,000 Hz \pm 0.5 dB maximum, with a dynamic range of 96 dB. Installation in a VCR/hi-fi system is via the tape-monitor jacks on the latter and the audio output jack on the VCR. Pushbutton controls on the DNF-1201A allow selection of maximum, minimum, or medium noise reduction. A sensitivity control and LED readout are also provided for calibration. \$379.

CIRCLE NO. 92 ON FREE INFORMATION CARD

Simplified Port Switching

Inmac's T-Switch permits a computer user to switch two 24-signal lines without switching all cables. According to the company, an all-purpose asynchronous null modem ensures compatibility between the communicating devices. The T-

Magnavision[®] is Gourmet Video.

Video for people who know and love video.

If you seek the ultimate in your electronic gear, Magnavox has a bright idea for you called Magnavision. It is Gourmet Video for the video gourmet.

A picture that's clearer than tape and less costly, too.

Magnavision is an advanced LaserVision™ videodisc player. Its optical laser scanner, a videodisc and your TV set team up to give you a picture that's amazingly sharp and clear.

Even better, the Magnavision picture remains this good even after thousands of viewings. That's because there is no direct contact between our laser and the disc. Unlike your phonograph, Magnavision doesn't use a needle.



Simulated TV picture.

The hearing's as good as the seeing.

Magnavision is designed to be played through your home stereo system so you hear what you see in full high-fidelity stereophonic sound. And since there is no disc

wear, the Magnavision sound stays crystal clear, playing after playing.

Studio-like controllability puts you in command of the action.

Now the real fun begins. You not only watch and hear Magnavision. You play with it, too. Reverse, Slow Motion, Still, Fast Forward, Search, Numerical Index, Stereo Sound. Only LaserVision systems like Magnavision let you watch and play so many different ways.

Watch what you want whenever you want.

With Magnavision, you have a complete library of MCA DiscoVision® programming to choose from. Blockbuster movies like *The Electric Horseman*. Classic films like *The Bride of Frankenstein*. Cooking lessons by Julia Child. Documentaries from Jacques Cousteau. How-to-do-it tennis, golf, swimming and crafts. Music, concerts, cartoons, the arts and NFL football.

Discover Gourmet Video today. Call toll-free 800-447-4700 for the Magnavision dealer nearest you. In Illinois, call 800-322-4400.

©1983 ALFRED J. HITCHCOCK PRODUCTIONS, INC.


©1981 MAGNAVOX CONSUMER ELECTRONICS CO
CIRCLE NO. 38 ON FREE INFORMATION CARD

MAGNAVOX
MAGNAVOX
MAGNAVOX
MAGNAVOX

The brightest ideas in the world
are here to play.




Ditton Two-Way Speaker System



The Ditton 130 is a two-way acoustic-suspension speaker system from Celestion Industries. Its 8" woofer and dome tweeter are said to offer increased efficiency and wider dispersion over previous Ditton models, plus better octave-to-octave balance. The HF 1001 tweeter is designed to have greater power-handling ability than its predecessors, while a new low-mass PVC surround on the woofer is said to provide lower distortion and greater efficiency than would be possible with a neoprene surround. Technical specifications: 75 to 20,000 Hz \pm 3 dB anechoic frequency response; 8 ohms impedance; 10 watts minimum driving power required; 87.5 dB SPL for 1 watt input at 1 meter. Size is 19"H x 9 3/4"W x 9"D, and weight is 17 lb. \$200.

CIRCLE NO. 93 ON FREE INFORMATION CARD

Switch features three A-800 Series 25-pin female connectors, and the common ground is not switched. All contacts are



reported to be gold-plated. \$175. Address: Inmac, Dept. 1025, 2465 Augustine Drive, Santa Clara, CA 95051.

Kantronics Communications Filter

The Varifilter from Kantronics is claimed to provide optimum reception results from communications equipment without ringing, oscillating, or instability. Frequency and bandwidth can be varied to peak one signal or notch an interfering signal and it works with CW, SSB, and AM signals. Bandwidth is variable from less than 30 Hz to greater than 1 kHz, while frequency range is from less than 150 Hz to beyond 3 kHz. Once set, bandwidth remains constant regardless of changes in frequency-range setting. A tuning "eye" lets you see when a desired signal has been filtered out. The filter's built-in power supply is



switchable for 117- to 230-volt ac operation. For maximum convenience, the Varifilter can also be powered from a 12- to 18-volt dc source. \$139.95. Address: Kantronics, Inc., 1202 E. 23 St., Lawrence, KS 66044.

Triplett True RMS DMM



The Model 4200 digital multimeter from Triplett Corp. features true rms conversion for improved measurement of com-

plex ac signals. It features a 3 1/2-digit LED display, \pm 0.2% typical accuracy, and 32 ranges for measuring ac and dc voltages and currents and resistance. Other features include: pushbutton function selection, single range-selection switch, auto-zero and auto-polarity in the voltage and current modes, and r-f shielding. The instrument is fuse overload protected to 1000 volts on all ranges. Priced at \$270, the DMM comes with safety test leads, and combination carrying handle and bench stand. Available options include: high-voltage probes, miniature clips, 30-amp dc current shunt, clamp-on ac ammeter, and simulated-leather carrying case.

CIRCLE NO. 94 ON FREE INFORMATION CARD

O.K. Wire Stripper



O.K. Machine and Tool's new Model ST-300 manual wire stripper has an adjustable stop built into it to allow consistent wire-strip lengths. Designed to accommodate 14- to 22-gauge solid or stranded wire, it is reported to be able to strip almost any type of insulation—including Kynar, vinyl, polyethylene, rubber, etc.—in current use. The tool is designed to remove up to 3/4" of insulation in a single motion, without damaging or nicking the wire. \$9.95.

CIRCLE NO. 95 ON FREE INFORMATION CARD

Interactive Video Interface

The CAVI (Computer Assisted Video Interface) Model 400 from BCD Associates is a single-board video tape controller for

"Smart" Bearcat Scanner



Electra's Bearcat 350 scanner radio can display with words or abbreviations the source of messages being received on each of its 50 channels, using up to eight characters per channel. The same fluorescent display will also indicate exact received

frequency when a button is pushed to put the radio into the numeric mode. In this case, frequencies are displayed to four decimal places to accommodate the new uhf-T band assignments. A second fluorescent display indicates the channel number being received and any special features actuated. Seven-band coverage includes low and high bands, uhf, uhf-T, 2-meter and 70-cm amateur FM bands, and the entire AM aircraft band. Other features include selectable scan speed, priority, direct channel access, automatic up/down search, and manual step search, plus automatic squelch and a function that permits automatic activation of an alarm or recorder when calls are received on channels of special interest. \$600.

CIRCLE NO. 96 ON FREE INFORMATION CARD

Video Review® knows a bright idea when it sees one.



Simulated TV picture. Simulated wood cabinet.

Video Review magazine tests a lot of sophisticated video products.

They get to see virtually every make and type of color TV receiver.

Which makes their selection of Magnavox as their standard TV receiver pretty impressive.

"We thought the Magnavox picture quality and resolution were superb."

"Ever since Video Review began testing products," says the magazine, "we've been looking for a top quality, 19-inch TV set that might serve as a standard of reference for all of the other products we test...video cameras, video cassette recorders, video cassettes.

"We thought the Magnavox picture quality and resolution were superb, and that off-the-air sensitivity was also extremely good.

"Major VHF channels were received with uniformly accurate color fidelity. This receiver produced superior color pictures

even when using its own indoor VHF and UHF antennas"

"The special tuning features and remote control capabilities of the Magnavox receiver are awesome."

"The tuning system is purely electronic and totally digital," they continue. "There is a fine tune switch and a memory lock button. If any channel is received mistuned, the user simply fine tunes up or down in frequency by holding the button, and when perfect tuning has been achieved, the button is released and the memory lock button is depressed once.

"Nearby is Magnavox's Videoomatic feature. Depressing this button activates the electronic eye for automatic brightness adjustment, color adjustment circuits and automatic fine tune"

"...unusually good for any receiver."

Overall, Video Review rated the Magnavox 9.5 or better (out of a

possible 10.0) on Video Quality, Reception Sensitivity, Color Fidelity, and Video Resolution and Fidelity. As they put it, "...unusually good for any receiver."

We can only add that once you see a Magnavox color TV at your Magnavox dealer, we think you'll agree.

For Magnavox color TV specifications, write Magnavox Consumer Electronics Company, Dept. 700, P.O. Box 6950, Knoxville, Tennessee 37914.

© 1980 MAGNAVOX CONSUMER ELECTRONICS CO.

MAGNAVOX
MAGNAVOX
MAGNAVOX
MAGNAVOX

The brightest ideas in the world are here to play.

CIRCLE NO. 39 ON FREE INFORMATION CARD

www.americanradiohistory.com

Apple II computers. It can be used to control industrial type VHS, Beta, and 3/4-inch video recorder/players without modifications to the computer or VTR. By counting pulses from the tape control track, the system hardware/software permits precise video tape positioning. The unit contains a video audio switcher to allow alternate display of computer-generated or taped video on a single monitor. BASIC software allows searching for the beginning of a video scene, and play until the end of that scene. The Computer Assisted Instruction (CAI) software is available on a separate diskette. This program

allows persons with no computer expertise to create and modify CAI lessons and video tape logs. CAVI is \$495, CAI \$295.

CIRCLE NO. 97 ON FREE INFORMATION CARD

Zenith "Smart" Terminal


Zenith Data Systems' Model Z19 is a Z80-controlled "smart" data terminal whose special deflection system is designed to create smaller on-screen spot size for sharper resolution. The terminal's 12" CRT displays 24 lines by 80 upper-



and lower-case (with true descenders) characters and has a 25th user-status line. The keyboard is laid out in standard typewriter format and is supplemented by a separate numeric keypad. Video features permit complete control, and direct cursor control permits users to move anywhere on the screen for corrections and editing. Interfacing with a computer is via a standard RS-232 port, at baud rates from 110 to 9600. Compatibility with the DE-COVT52 Digital Electronics terminal can be accomplished from the keyboard, an outside computer, or an interior switch. \$995.

CIRCLE NO. 98 ON FREE INFORMATION CARD

Ace Audio Infrasonic Filter



Ace Audio's Model 4000-X24 infrasonic filter is designed to reduce or eliminate infrasonic noise from warped records, off-center spindle holes, turntable rumble, and tonearm mass/stylus compliance resonance effects. The device's circuitry employs a combination of active Bessel and passive filter sections to maintain the lowest possible phase shift. Ace Audio states that each 4000-X24 is individually hand calibrated to improve accuracy. Distortion is rated at 0.002% at 2 volts output, and response is down 3 dB at 20 Hz (ultimate slope 24 dB/octave). \$148.50.

CIRCLE NO. 99 ON FREE INFORMATION CARD

30-Channel Cable TV Converter

The ETCO AE047 converter makes all cable-TV channels from 2 to the super band suitable for viewing on the uhf portion of a TV receiver. The converter can be used with remote control systems or manual uhf selection. The converter can also be used with a VCR to regain programmability when video recording from the cable system. It comes with matching transformer and power supply. \$39.95.

CIRCLE NO. 100 ON FREE INFORMATION CARD

HOBBY-BLOX™

The modular, circuit building system for electronic hobbyists.

Be careful.
Your hobby is about to become an obsession.


The 14 modular units in the solderless, Hobby-Blox™ system are color-coded and cross-indexed. Projects go faster, easier.

For the beginner, there are two starter packs. One for integrated circuits, one for discrete components. Each has its own 10 project booklet.

Once you get into Hobby-Blox, look out. You're going to get hooked.

For a free catalog and the name of your nearest Hobby-Blox dealer, call Toll Free 800 321-9668. In Ohio call collect (216) 354-2101.

Patents Pending.
© A P PRODUCTS INCORPORATED 1980



A P PRODUCTS INCORPORATED
9450 Pineneedle Drive
P.O. Box 603
Mentor, Ohio 44060
(216) 354-2101
TWX: 810-425-2250

In Europe, contact A P PRODUCTS GmbH
Baumlesweg 21 • D-7031 Weil 1 • W. Germany

Free Project-of-the-Month to Hobby-Blox purchasers!

CIRCLE NO. 5 ON FREE INFORMATION CARD

The first personal computer for under \$200.

The Sinclair ZX80.
A complete computer—
only \$199.95 plus \$5.00 shipping.

Now, for just \$199.95, you can get a complete, powerful, full-function computer, matching or surpassing other personal computers costing several times more.

It's the Sinclair ZX80. The computer that "Personal Computer World" gave 5 stars for 'excellent value.'

The ZX80 cuts away computer jargon and mystique. It takes you straight into BASIC, the most common, easy-to-use computer language.

You simply take it out of the box, connect it to your TV, and turn it on. And if you want, you can use an ordinary cassette recorder to store programs. With the manual in your hand, you'll be running programs in an hour. Within a week, you'll be writing complex programs with confidence.

All for under \$200.

Sophisticated design makes the ZX80 easy to learn, easy to use.

We've packed the conventional computer onto fewer, more powerful LSI chips—including the Z80A microprocessor, the faster version of the famous Z80. This makes the ZX80 the world's first truly portable computer (6½" x 8½" x 1½" and a mere 12 oz.). The ZX80 also features a touch sensitive, wipe-clean keyboard and a 32-character by 24-line display.

Yet, with all this power, the ZX80 is easy to use, even for beginners.



Your course in computing.

The ZX80 comes complete with its own 128-page guide to computing. The manual is perfect for both novice and expert. For every chapter of theory, there's a chapter of practice. So you learn by doing—not just by reading. It makes learning easy, exciting and enjoyable.

You'll also receive a catalog packed with items that can make your ZX80 even more useful. Including 27 program cassettes, from games and home budgeting for just \$6.95, to Sinclair's unique Computer Learning Lab (a workbook, six cassettes with 100 lessons, and two cassettes for storing programs).

ZX80's advanced design features.

Sinclair's 4K integer BASIC has performance features you'd expect only on much larger and more expensive computers.

- Unique 'one touch' entry. Key words (RUN, PRINT, LIST, etc.) have their own single-key entry to reduce typing and save memory space.



- Automatic error detection. A cursor identifies errors immediately to prevent entering programs with faults.
- Powerful text editing facilities.
- Also programmable in machine code.
- Excellent string handling capability—up to 26 string variables of any length.
- Graphics, with 22 standard symbols.
- Built-in random number generator for games and simulations.

Sinclair's BASIC places no arbitrary restrictions on you—with many other flexible features, such as variable names of any length.

And the computer that can do so much for you now will do even more in the future. Options will include expansion of 1K user memory to 16K, a plug-in 8K floating-point BASIC chip, applications software, and other peripherals.

Order your ZX80 now!

The ZX80 is available only by mail from Sinclair, a leading manufacturer of consumer electronics worldwide.

To order by mail, use the coupon below. But for fastest delivery, order by phone and charge to your Master Charge or VISA. The ZX80 is backed by a 10-day money-back guarantee, and a 90-day limited warranty which can be extended by 12 months under Sinclair's extended service program for \$25.00.

Price includes TV and cassette connectors, AC adaptor, and 128-page manual.

All you need to use your ZX80 is a standard TV (color or black and white). The ZX80 comes complete with connectors that easily hook up to the antenna terminals of your TV. Also included is a connector for a portable cassette recorder, if you choose to store programs. (You use an ordinary blank cassette.)



The ZX80 is a family learning aid. Children 10 and above will quickly understand the principles of computing—and have fun learning.

To order call toll free: 800-543-3000.
In Ohio call: 800-582-1364.
Ask for operator #508.

Phones open 24 hours a day, 7 days a week.

sinclair

Sinclair Research Ltd., 475 Main St.,
P.O. Box 3027, Wallingford, CT 06492.

To: Sinclair Research Ltd., 475 Main St., P.O. Box 3027, Wallingford, CT 06492.

Please send me _____ ZX80 personal computer(s) at \$199.95 each (US dollars), plus \$5 shipping. (Your ZX80 may be tax deductible.) For Conn. deliveries, add sales tax.

Send me _____ Computer Learning Lab(s) at \$49.95 each.

Register me for _____ extended service program(s) at \$25.00 each.

I enclose a check/money order payable to Sinclair Research Ltd. for \$_____.

Name _____

Address _____

City _____ State _____ Zip _____

Occupation _____ Age _____

Intended use of ZX80 _____

Have you ever used a computer? Yes No Do you own another personal computer? Yes No

PE-3-1

ENTERTAINMENT ELECTRONICS

Life with Video Discs

THERE is probably still time to be the first on your block with a videodisc player—if you want to be. Magnavox and Pioneer have just put their laser-scanned disc players into more or less national distribution, and they'll still be a novelty in many areas. Even if someone beats you to the punch, you can still be first with an RCA "CED" disc player or a Japanese-developed "VHD" player, both of which are due by about the time you see this. I had a Magnavox for test about a year ago and have the Pioneer player here right now. They're fun to have. But whether you'll find them worth buying will depend on as many personal factors as technical ones.

Why have a videodisc that just plays programs when you can get a tape deck that records them, too? It's really the same question as "Why have a phonograph when a cassette recorder is available?" and the answers are just about the same. Like the phonograph, the videodisc can give you the best reproduction available. For example, I've gotten resolution better than 300 lines (horizontal) from a much-played laser-scanned video test "record," while the best I've seen on recent VCRs was about 250 lines. The disc picture was also far freer of snow and other noise, and there was no color smear, a common fault with tape. Of course, there is *some* noise and loss of detail. In fact, a really good broadcast or cable signal would give a better picture. I confirmed that by comparing a broadcast test pattern with that from my video test disc.

When it comes to sound quality, the laser-scanned video disc (the only type we've worked with to date) runs rings around the VCR and may even beat what comes off the air. The audio signal is stereo, with enough separation for bilingual use, as well. Stereo-sound VCR's are just now appearing (Akai's is the only one I know) and stereo TV broadcasting must await an FCC decision.

What's more, all the special effects work better on the disc than on a VCR. Still-frame, for example, is free of jitter, blur, and noise bars. Speeds range from normal down to a slow-motion 12 frames per minute (1/150 normal), and there are two fast modes—one at three times normal speed for reviewing or previewing a portion of the program) and one that zips through the entire disc in less than 30 seconds. All functions operate as smoothly and cleanly as normal play, and in both forward and reverse.

The videodisc frame counter puts the ones on VCR's to shame. Instead of an arbitrary four-digit number half-hidden behind a little window, there's a five-digit number on the screen (when you want it there) that identifies every one of the more than 50,000 frames on each side. On the Pioneer (but not the Magnavision), you can even punch in the frame number and have the player find it for you. Some discs have chapter numbers to help you find sections rather than frames. They can even carry signals that stop the player at each chapter's end. (Frame-by-frame access is coming to home VCR's, though.)

Otherwise, videodisc has much the same advantages and disadvantages compared to tape as the phonograph does. Disc software is cheaper to manufacture than prerecorded tapes, and access to stored information is the much faster random rather than sequential.

But if the videodisc shares the phonodisc's advantages, it has its major disadvantage as well: reliance on program material from outside sources, rather than on user-made recordings. That's important for two reasons: First, since the phonograph preceded tape, there was already a vast library of recordings available when the latter hit the scene. Videodisc is a Johnny-come-lately, and most of what's available is on tape, not disc. Second, with three incompatible disc systems contending for market share, the odds are against picking the one that will survive.

If you could make your own discs, that would be a small problem. If a video tape system becomes obsolete, there will still be enough demand to keep blank tapes available for years—suppliers can sell the same blanks to everyone, regardless of their tastes in programming. But once a disc system dies, don't expect suppliers to produce new program discs indefinitely.

How will the two new systems—RCA's CED and the Japanese VHD—compare? RCA's disc will initially have only monophonic sound. This is not as much of a drawback as some critics claim, I suspect, since so little video material with stereo is yet available. It also won't allow still-framing and some of the other fancy features of the laser disc. On the other hand, there are reports that the VHD disc will require some extra "frame-store" circuitry to do still-framing. And the long-play (CLV) laser discs, which have 60 minutes per side

instead of the standard (CAV) discs' 30, don't allow still-framing, frame-number display, triple-speed play or frame-number search. (There is a counter readout, but it shows minutes and seconds rather than frames.)

Projected costs for both CED and VHD are lower than the laser disc's. RCA says its CED disc players will sell for \$500; presumably, the rest (from Zenith, Hitachi, Radio Shack and others) will cost about the same. On the VHD side, Sansui (which just announced a player for later in '81) says the cost will be "at least \$200 less than laser disc players," in other words about \$550-\$600. But discounts are available already, here and there, even with just two laser players on the market; with more competition, more price cuts are likely.

There's no telling how VHD and CED discs will compare with the laser disc for reliability. The laser-system disc seems the most long-lived, on paper (no physical disc contact, for one thing), but it has had problems. Early discs, on early players, would occasionally loop back to repeat a segment of the program, or stop altogether. There have been rumors of a high rejection rate at MCA's disc plant, and dealers have reported as many as one-third of their discs being returned. But disc production techniques have now improved (the return rate is now "almost as low as audio discs," says Magnavox), and Magnavox has modified its new players and those already in the field to eliminate the problem. A new laser-disc plant is rising in Japan, for Universal-Pioneer (the Pioneer player's actual manufacturer); if it lives up to the Japanese reputation for quality audio disc pressing, there should be no further problems.

How do the Magnavox and Pioneer players compare? Quite closely. I used them several months apart, so I can't say for sure that there was any difference in performance between the two. My Magnavox (an early, unmodified one) did sometimes skip into a loop on one specific disc side, and my Pioneer doesn't seem to have that problem. The Pioneer does have some extra features, though, such as the random-access system, a clever remote control (wireless, but with a wired option, in case it uses the same signal frequencies as your TV set), and a rear-panel jack for a potential digital-audio disc decoder.

That digital-audio output raises another idea that should intrigue computer enthusiasts. Estimating from the bit content of digital audio, a half-hour disc should hold about 150 megabytes, roughly the same as a 14-inch hard disc (allowing for redundant bits and the like). Track-to-track access would be a bit slower than disc systems designed for computer use, but a worst-case access time of about 30 seconds, on a data store that big, would still be acceptable, especially for hobbyist applications. Coming up, though not soon, are laser-disc systems that can record as well as play. That would turn the videodisc into a cross between hard disc and super ROM, with more capacity than most

(Continued on page 20)

Even if you own the best stereo system, it's still only two-dimensional sound totally lacking the brilliance of the missing third dimension — Omnisonic Imagery™

No matter whether your system is stereo, quadraphonic or mono the 801 Omnisonic Imager™ will improve its performance. All this is now possible after years of research in the field of psychoacoustics.

Simply connect the 801 to the tape or preamp input/output jacks and listen to clear, distinct sound images that seem to surround you — even while moving around. In fact, the impact is so great that the sound seems to come from outside the speaker plane — at times even overhead and behind you. And amazingly enough, any tape recorded through the 801 will retain the Omnisonic dimensional effect

when it is played back on a conventional stereo system.

To really hear the dramatic increase in presence that's been missing from your records, digitally recorded discs and 8-track, open reel or cassette tapes, take a few of your favorites to an Omnisonix dealer and ask for a demonstration. You're in for a surprising musical experience. The 801 Omnisonic Imager can also produce astonishing results with ordinary AM and TV sound.

You can even take Omnisonic Imagery on the road with you. The Imager™ 801-A

does for your car stereo what the 801 does for your home music system.

Since both models are designed and built for lasting performance, under the strictest quality control conditions, Omnisonix offers them with a lifetime warranty on the active proprietary circuitry.


Join the growing thousands of music buffs who have found it completely affordable to enjoy the omnidimensional sound they've been missing with conventional stereo. Call today, toll-free 800-243-0688 for information and the name of your nearby Omnisonix dealer.

Omnisonix, Ltd., P.O. Box 430, Middletown Ave., Northford, CT 06472


OMNISONIX, LTD.

Setting Sound Free

CIRCLE NO. 51 ON FREE INFORMATION CARD



You gotta shop around.



**When you do, you'll probably pick CIE.
You can't afford to settle for
less when it comes to something like
electronics training that could
affect your whole life.**

When you shop around for tires, you look for a bargain. After all, if it's the same brand, better price—why not save money?

Education's different. There's no such thing as "same brand." No two schools are alike. And, once you've made your choice, the training you get stays with you for the rest of your life.

So, shop around for your training. Not for the bargain. For the best. Thorough, professional training to help give you pride and confidence.

* * *

If you talked to some of our graduates, chances are you'd find a lot of them shopped around for their training. They pretty much knew what was available. And they picked CIE as number one.

Why you should shop around yourself.

We hope you'll shop around. Because, frankly, CIE isn't for everyone.

There are other options for the hobbyist. If you're the ambitious type—with serious career goals in electronics—take a close look at what we've planned for you at CIE.

What you should look for first.

Part of what makes electronics so interesting is it's based on scientific discoveries—on ideas! So the first thing to look for is a program that starts with ideas and builds on them!


That's what happens with CIE's Auto-Programmed® Lessons. Each lesson takes one or two principles and helps you master them—before you start using them!

How practical is the training?

This is the next big important question. After all, your career will be built on what you can do—and on how well you do it.

Here are ways some of CIE's troubleshooting programs help you get your "hands-on" training...

With CIE's Personal Training Laboratory...



you learn and review the basics—perform dozens of experiments. Plus, you use a 3-in-1 precision Multimeter to learn testing, checking, analyzing!



When you build your own 5 MHz Triggered-Sweep, Solid-State Oscilloscope you take your first real professional step. You use it as a doctor uses an X-ray machine—to "read" waveform patterns... lock them in...study, understand and interpret them!

When you get your Digital Learning Laboratory you'll be into digital theory—essential training today for anyone



who wants to keep pace with the state of the art of electronics in the eighties. With CIE's Digital Lab, you'll be applying in dozens of fascinating ways the theory you've learned. For example, you'll compare analog and digital devices. You'll learn to make binary to decimal conversions and to work with semiconductor devices and circuits. You'll see how digital equipment is vital in today's exciting, growing fields such as security where digital theory provides the brains for space-age alarm and protective devices.

Of course, CIE offers even more advanced training programs, too. But the main point is simply this:

All this training takes effort. But you'll enjoy it. And it's a real plus for a troubleshooting career!

Do you prepare for your FCC License?

Avoid regrets later. Check this out before you enroll in any program.

More than half of CIE's courses prepare you for the government-administered FCC License exam. In continuing surveys, nearly 4 out of 5 CIE graduates who take the exam get their Licenses!

Associate Degree

Now, CIE offers an Associate in Applied Science Degree in Electronics Engineering Technology. In fact, all or most of every CIE Career Course is directly creditable towards the Associate Degree.

Shop around...but send for CIE's free school catalog first!

Mail the card. If it's gone, cut out and mail the coupon. If you prefer to write, mention the name and date of this magazine. We'll send you a copy of CIE's FREE school catalog—plus a complete package of independent home study information! For your convenience, we'll try to have a representative contact you to answer your questions. Mail the card or coupon—or write:

CIE, 1776 East 17th St.,
Cleveland, OH 44114.

CIE Cleveland Institute of Electronics, Inc.

1776 East 17th Street, Cleveland, Ohio 44114
Accredited Member National Home Study Council

YES... I'm shopping around for the right kind of career training in electronics troubleshooting — and CIE sounds well worth looking into. Please send me my FREE CIE school catalog — including details about the Associate Degree program — plus my FREE package of home study information!

Print Name _____

Address _____ Apt. _____

City _____

State _____ Zip _____

Age _____ Phone _____ (area code)

Check box for G.I. Bill information:
 Veteran Active Duty

Mail today!

PE-34

DISCOUNT PRICES!

**Top Quality
Money-Back Guarantee
All Factory Prime**

MICROPROCESSOR IC'S

Z-80	8.95	6800	6.75
Z-80A	10.95	6802	11.50
8080A	5.50	6502	9.50
8085A	11.95	6504	9.50
Z8001	189.00	6505	3.50
Z8002	139.00	2901	8.95

MICROPROCESSOR SUPPORT IC'S

8212	2.49	Z80-PIO	6.95
8214	3.90	Z80A-PIO	8.25
8216	2.49	Z80-CTC	6.95
8224	2.95	Z80A-CTC	8.25
8226	2.25	Z80-DMA	24.95
8228	4.75	Z80A-DMA	32.95
8238	4.90	Z80-SIO/9	33.95
3251	5.95	Z80A-SIO/1	37.95
8253	19.50	8T26	1.49
8255	5.70	8T28	1.49
8257	19.50	8T97	1.19
8259	19.50	8T98	1.19
6810	4.75	6860	8.95
6820	3.90	6520	6.75
6821	3.90	6522	9.75
6850	4.10	6532	19.95
6852	3.90	6551	13.75

MEMORY • RAMS • PROMS • EPROMS

2114L-450 ns	4.50	2101-450 ns	1.95
2114L-200 ns	5.95	21L02-250 ns	1.10
4044-450 ns	4.25	21L02-450 ns	.99
4116-200 ns	7.95	2111-450 ns	2.95
4116-150 ns	12.95	2112-450 ns	1.95
4096-5	4.50	2147-85 ns	19.95
MCM 6604 AC	4.50	2708-450 ns	8.95
AM 9060 CPC	2.95	2716-450 ns	9.95
4402	5.50	2732-450 ns	49.95

SOUND GENERATORS

SN76477	Complex Sound Generator	2.49
AY-3-8910	GI Sound Gen (Add \$3.00 for manual) 64 Pgs	11.95

UARTS

AY-5-1013A	3.95	AY-3-1015A	5.10
AY-3-1014A	6.50	TR1602A	3.50

LINEAR

LM 301N-8	32	LM 3401 Series	1.15
LM 301AH	32	LM 387N-8	.99
LM 307N-8	25	LM 393N-8	.99
LM 307H	25	LM 3900N-14	.58
LM 308H	75	LM 3909N-8	.99
LM 311N-8	59	LM 739DC-14	.99
LM 319H	90	LM 741CN-14	1.19
LM 320K Series	1.35	LM 747CN-14	.59
LM 320T Series	1.15	RC 1556NB-8	1.25
LM 323K	4.95	LM 4250CH	.95
LM 339N-14	98	CA 3130T	2.25
LM 340K Series	1.35	LM 4136N-14	.95
		LM 383T	1.25

VERBATIM DISKETTES

5 1/4" Soft, 10, 16	\$2.35
Ea. in boxes of 10	
8" Soft, Hard	\$2.75
Ea. in boxes of 10	

DIP SWITCH

8 Pos.	\$1.25 ea.
8 Pos. Single Pole	
Double Throw	\$1.49 ea.

SPECIALS OF THE MONTH

While Supply Lasts	
ECL 10146L RAM (1024X) 29 ns	6.95
AM 3705 PMOS 8-Ch. Multiplexer	8.95
95H90 Hi-Speed Div. 10/11 Prescaler	10.95
MCT6 Dual Dpto Isolator 1500V	.99
AY-5-2376 Keyboard Encoder 88 Keys	10.50
AY-5-3600 Keyboard Encoder 90 Keys	9.95
1488 or 1489 Liner Driver/Receiver	.99
18-Pin Low Profile Sockets End Stackable	10
DAC 100 8 & 10 Bit A to D Converter	13.95
LM337K Adjustable Neg. Volt. Reg. (-1.2 - -37)	5.95
18 Pin Low Profile Socket	.08
22 Pin Low Profile Socket	.08

HOW TO ORDER—Pay by check, credit card or C.O.D. Foreign tax in U.S. Funds. Order by phone or mail \$25.00 minimum. Prices valid thru last day of order date. Shipping—\$2.00 for the first 2 lbs. For surface add 35c for ea. add'l lb. For air add 70c for each add'l lb. Foreign—Add 10% for shipping and handling. C.O.D.'s add \$1.85. Guarantee satisfaction or your money back. We reserve the right to limit quantities; some items subject to prior sale. We are not responsible for typos. SEND FOR OUR FREE FLYER Contains complete list of 74LS100 IC's

**Components
Express, Inc.**

1380 E. Edinger, Unit PE
Santa Ana, CA 92705
(714) 558-3972

"Have you kissed your computer lately?"

CIRCLE NO. 10 ON FREE INFORMATION CARD

audio

(Continued from page 14)

microcomputer users ever dream of.

Digital audio discs will probably be using that output long before computers are. But don't be too sure. The one laser-based audio disc system I've seen concrete proposals on is Philips' Compact Audio Disc. It uses the same technology but is incompatible with the current video disc players. Should the industry choose that (and Sony is already backing it), the digital audio outputs on the Pioneer video player won't be much use—which Pioneer admits: "We don't know where the industry is going—nor does anybody else—but we wanted to leave as many options as possible open . . .," says Pioneer's John Talbot.

If all this leaves you a bit confused, you're not alone. So are the manufacturers. Sansui, for example, while announcing its VHD disc player (with provision for VHD-compatible AHD audio discs which have three digital sound channels plus still pictures), also announced that it's conversant with both RCA's CED videodisc system and the Philips Compact Disc audio system, and could produce either (or both) if the market seemed to warrant it. —Ivan Berger

New Sonic Hologram

THAT the Carver Sonic Hologram is now available separately as Model C-9 for a suggested retail price of \$279 is news, but not news that would nor-

First, solipsism has been banished; you can listen to the new hologram along with friends. The cross-fed, delayed signal has been recalibrated so that, in addition to a central position that receives an intense holographic image, there are two flanking positions where the image is almost as good. Flipping a switch optimizes the unit once again for a solitary, centrally located listener.

Second, frequency response has been improved. The comb filtering that is the inevitable consequence of mixing delayed and undelayed versions of the same signal has been reduced, according to Carver, to where the ripple is on the order of 1 dB. Also, the unintended bass boost introduced by the earlier circuit has been removed.

Listening tests essentially confirm Carver's claims for the C-9. Bass is better, and when the device is set to produce a wide listening area, seating position seems almost noncritical. The effect is at times startling. It is easy to sit in one of the flanking positions without paying particular attention and be shocked at the piano that (acoustically, at least) seems to have materialized in your living room. The only oddity I observed is some peculiar image shifting when you move your head between, say, a flanking position and the center position. An added bonus is that the new hologram banishes the "in-the-head effect" in headphone listening.

Recently, the new hologram circuit



mally make this column. What's chiefly of interest is that the new model incorporates newly revised circuitry meant to overcome some of the limitations of the early version.

has been included in the C-4000 preamp/control center. Owners of older C-4000s will be pleased to know that a retrofit of the new hologram is available for \$65.—Harold A. Rodgers

AUDIOPHILE RECORDINGS

By Harold A. Rodgers
Executive Editor

JOHN WILLIAMS: *The Empire Strikes Back* (symphonic Suite from the Original motion picture score). National Symphony Orchestra conducted by Charles Gerhardt. Chalfont SDG 13 (dbx PS-1018). Judging by public acceptance rather than by edicts from musical academia, the suite distilled from a motion-picture score is at least arguably the 20th century's principal invention in

musical form. While there are those who would dismiss it as "mass-market" art, film music has been composed by figures as august as Copland and Prokofiev.

This should not be interpreted as an apology for the music of John Williams for none is necessary. *The Empire Strikes Back* is dynamic, listenable, and even more impressive on its own, freed from visual distractions and sound effects. Williams has obviously absorbed many of the 20th-century musical practices that were once hailed or condemned as "avant-garde" and uses them in a way that is above all accessible and communicative. Yet there is no need for the musical sophisticate to despair, for the work is original and musicianly.

The sound of the disc is worthy of its digital mastering, and the prodigious dynamic range provided via dbx encoding lets the energetic and powerful reading given by the performing forces come through in the listening room.

THE FIRST HIGH GRADE VIDEOTAPE.

Video cassette recorders have changed a lot in the last few years. New features like six-hour recording, slow motion and freeze frame have added a great deal to home recording.

But there's one drawback. To utilize these new features, you must operate your cassette recorder at a slower speed. And this places increased pressure on the videotape, which can cause the magnetic oxide particles on the tape's surface to loosen and eventually fall off. Once this starts to happen, a loss of picture quality isn't far behind.

At Maxell, we've always been aware that a video cassette recorder can only be as good as the tape that goes in it. So while all the video cassette recorder manufacturers were busy improving their recorders, we were busy improving our videotape.

The result is Maxell Epitaxial HG, the first high grade VHS videocassette. In technical terms, there are several significant differences between



our high grade and regular videotape.

For one thing, our oxide particles are smaller and more densely packed on the tape surface. Which is why we have a better frequency response and signal-to-noise ratio, especially at the slower recording speeds.

And, because of our unique binding process and calendering system, the oxide particles on Maxell HG stay put. This drastically reduces friction and video recorder head wear. So not only will you get better picture quality, but you'll be able to enjoy it a lot longer.

All in all, no other home videotape can deliver better color resolution, sharper images or cleaner sound than Maxell HG.

So if you own a VHS recorder, please remember one thing. If you want high grade picture quality, you need a high grade tape.

maxell
IT'S WORTH IT.

Maxell Corporation of America, 50 Oxford Drive, Mahwah, N.J. 07074

AMERICA'S, MOST SOPHISTICATED SCANNER IS ALSO THE EASIEST TO PROGRAM SCANNER.

Presenting the
Bearcat® 300 Scanner
with Service Search.

*It's like having a
frequency directory
already pre-programmed
in your set—to let you
tune in all the action
at the touch of a button.*

The incredible 50 channel Bearcat 300 Scanner with Service Search is another first in scanner innovation. Another triumph in synthesized spaceage technology. Another first from the leader in real excitement.

Over 2100 active frequencies are pre-programmed into the Bearcat 300 Scanner memory bank. These frequencies are arranged in eleven service categories, as allocated by the F.C.C.

Simply push the police service button, for example. You'll search and find only the frequencies allocated to police—and be able to monitor every local, active frequency. Then they are programmed into the normal scan operation via keyboard entry.

It's that easy. That automatic for every service category—fire, marine, HAM, emergency, air, etc. It's truly like having a frequency directory already pre-programmed in your set.

The 50-channel Bearcat 300 Scanner brings you every feature you've ever wanted, and then some. 7-band coverage. AM/aircraft and FM. Patented Track Tuning. Automatic squelch. Priority. Automatic lockout. Activity count. Selective scan delay. Direct channel access. Digital display and a lot, lot more—even a digital clock and mountings for mobile operation.

The Bearcat 300 Scanner. Possibly the ultimate Scanner. Certainly the most automatic, easiest to use Scanner ever.

Now that's real excitement.



Audio Product of the Month

CHOSEN BY THE EDITORS OF POPULAR ELECTRONICS



Luxman K-8 Stereo Cassette Deck

Flexible operation and tasteful styling

SOLENOID-OPERATED tape transport controls and full compatibility with metal tapes as well as conventional formulations are included in the two-head, single-motor K-8 cassette deck from Luxman. Among its operating conveniences are fast-responding fluorescent peak level indicators, light-touch transport control buttons, timer-controlled operation in both recording and playback modes, and several automatic play/rewind functions. The tape index counter is a highly legible, three-digit fluorescent display. Microphone inputs can be substituted for the line inputs (but not mixed with them), and unwanted noises can be deleted by muting the recording temporarily without stopping the tape.

The Luxman K-8, with a suggested retail price of \$499, is housed in a wood-grain veneered cabinet with pale gold-colored panel and knobs and measures 17 $\frac{1}{4}$ " W \times 11 $\frac{1}{4}$ " D \times 4 $\frac{1}{4}$ " H. Its weight is 13.2 lb. A plug-in remote-control accessory is available for \$100.

General Description. Access to the cassette well is gained by pushing a button at the upper left of the front panel.

Most of the cassette, which is backlit, can be seen through the transparent door while in operation. If Luxman cassettes are used, it is possible to minimize azimuth error from a tape made on another machine by adjusting tape skew with a small screwdriver through a hole in the cassette door.

Tape-transport controls are flat "feathertouch" buttons that operate solenoids through logic circuits. These enable switching from any mode to any other without use of the STOP button. The tape normally does halt before changing speed or direction, but that happens automatically. It is possible to make a "flying start" recording while playing a tape, by holding in the PLAY button and pressing the RECORD button.

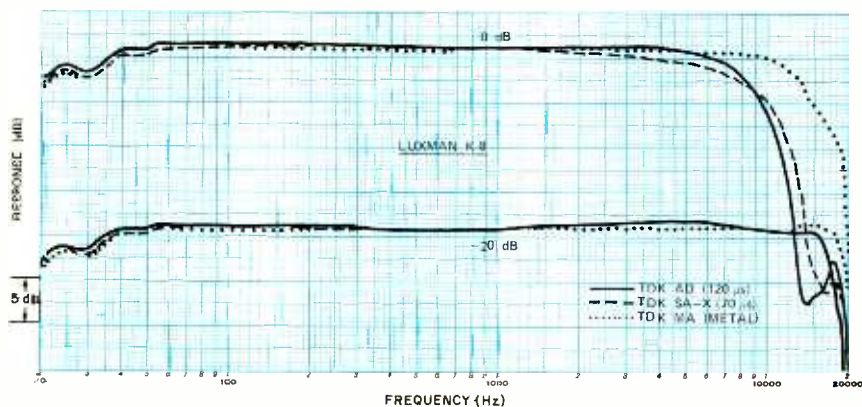
Each time the recorder is turned on, the counter resets to 000, unlike mechanical index counters. Manual reset can be accomplished by pressing a small button. Another button activates the memory circuit, which causes the tape to stop at a 000 index reading when in rewind mode. Arrows near the index numerically indicate tape motion.

The level indicators are a pair of blue, fluorescent 12-segment horizontal lines.

Each channel is calibrated from -20 dB to $+5$ dB (the segments are solid below 0 dB and outlines above 0 dB). When the deck is set for metal tape, the range of the display is extended to $+8$ dB.

Two three-position lever switches select bias and equalization. Each has positions marked NORM, CrO₂, and METAL. Basic bias settings can be altered by $\pm 10\%$ via a center-detented vernier control. The switch for the Dolby noise reduction system has an OFF and two ON positions, one of which engages a MPX filter to remove any 19-kHz pilot carrier that might remain in the audio from an FM tuner. Recording levels are adjusted by two concentric controls coupled by a slip clutch, and a single knob sets the playback output level. Another three-position switch selects MIC or LINE inputs or a spring-loaded REC MUTE position that kills the signal to the record head. This does not remove the incoming signal from the line outputs or affect the readings of the level indicator. Front-panel microphone jacks (for medium impedance dynamic microphones) are provided, with a headphone jack.

Automatic operation under timer control is possible using a small rotary knob switch. It chooses between normal operation, timer-controlled playback, timer-controlled recording, and three automatic modes: PLAY, REWIND, and REPEAT. Touching the REWIND button when PLAY has been selected causes the tape to rewind to its beginning (or to 000

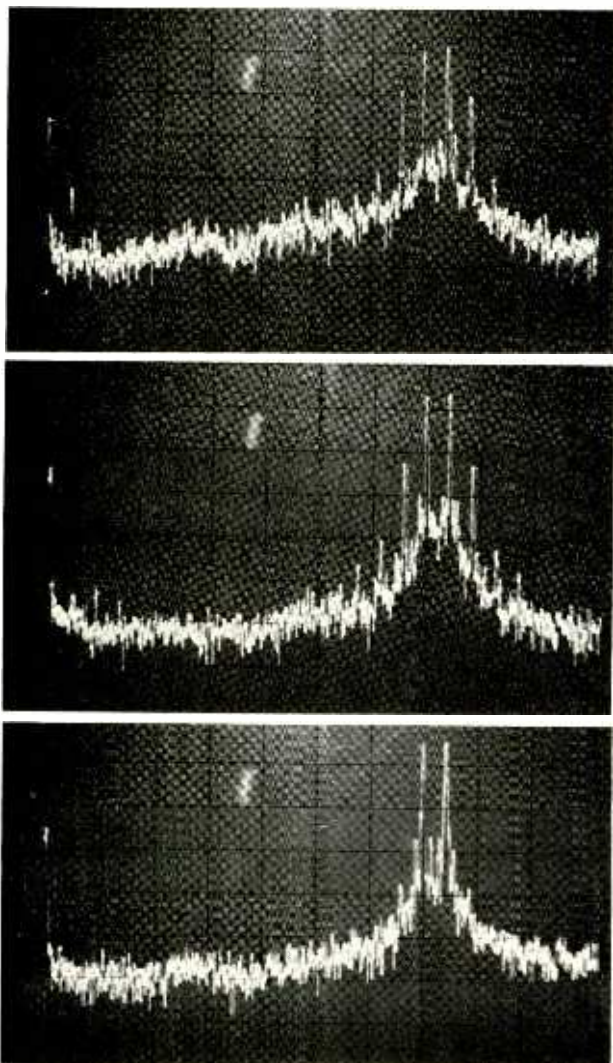


Frequency-response curves for three different types of tape.

if the MEMORY button is engaged) and go into play automatically. The REWIND position causes the tape to rewind automatically when it reaches its end, stopping either at 000 or its beginning. The REPEAT mode is similar except that play begins again when the beginning reference point has been reached.

Sendust record/play and erase heads

are used in the K-8 along with a direct-coupled recording amplifier—an unusual touch in a cassette deck. “Analogue switches,” presumably solid-state devices such as FETs, are used for various control functions. With these, the leads routed to front-panel controls handle only dc signals and cannot degrade the audio.



Spectrum-analyzer photos of two-tone IM distortion tests. Input signal consisted of equal amplitude tones at 14 and 15 kHz, each at a -16-dB level. Top to bottom are results on TDK AD, TDK SA-X, and TDK MA tapes.

Specifications of the K-8 include record/playback frequency response (± 3 dB) from 30 Hz to either 15,000, 18,000, or 20,000 Hz (normal, CrO₂ and metal tapes respectively). The corresponding S/N ratios (with Dolby) are 60 to 65 dB. The rated flutter (wrms) is 0.055%.

Laboratory Measurements. Lacking specific recommendations—other than an implication that Luxman tapes (not widely available) were suitable—we measured record/playback frequency response with a number of tape formulations. For NORMAL (normal bias, 120 μ s EQ) tape, we used TDK AD and OD, Maxell UD-XL I, and Fuji FX-I. The CrO₂ (high bias, 70 μ s EQ) tapes were TDK SA-X, Maxell UD-XL II, and Fuji FX-II, and metal tapes were TDK MA, Maxell MX, and Fuji Metal.

Although good results were obtained with all the tapes, our curves suggested that the recorder had been set up for TDK tapes, and we used them for our subsequent testing. All the others gave a slightly drooping high-end response, suggestive of a slight overbias. The BIAS FINE control was found to vary response above 10 kHz by about ± 1 or ± 2 dB, enough to flatten out the response curves from the Maxell and Fuji tapes. Measurements were made with this control centered.

Response with TDK AD was within ± 2 dB from 20 to 16,500 Hz at -20 dB, with the 0-dB curve dropping off above 7,000 Hz to intersect the -20 dB curve at 12,500 Hz. OD tape was close but not quite as good at high frequencies. TDK SA-X delivered a response, within ± 0.5 dB from 37 to 17,000 Hz and -3 dB at 20 and 18,500 Hz. Intersection of the 0-dB and -20-dB curves occurred at 13.8 kHz. Metal tape (TDK MA) was almost identical in response to SA-X (± 0.5 dB from 40 to 17,500 Hz), but its dramatically better high-frequency characteristics were demonstrated by the fact that the 0-dB curve was still 12 dB above the -20-dB curve at 20 kHz.

Playback equalization was measured with TEAC 116SP (70 μ s) and TDK AC-336 (120 μ s) test tapes. Data from both lay within ± 1 dB over the full range (40 Hz to 10,000 or 12,500 Hz respectively). Dolby tracking was superb. From -20 dB to -40 dB, the Dolby system affected the response curves by less than 1 dB at any frequency in a record/playback measurement. The MPX filter gave a flat response to about 12,000 Hz, rising to a +1.5 dB peak at 14,500 Hz and cutting off sharply. By 17,000 Hz, output was down more than 25 dB, and was negligible at higher frequencies.

For a 0-dB recording input, a LINE signal of 76 millivolts or a MIC signal of 0.17 millivolts was required. Overload of the MIC inputs occurred at a rather low 16-millivolt input. Playback output from a 0-dB signal was between 1.14 and 1.3 volts, depending on the tape being used.

DISCWASHER® AUDIO SCIENCE™ SERIES

Record Care, Part 2: A Record Life Study

How long will your phonograph records last?

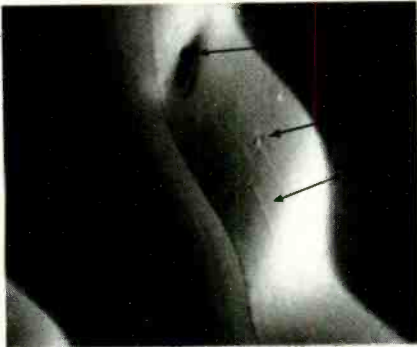
How many times can you safely play records without degrading sound quality?

Using quality playback equipment, the factors of Record Longevity are twofold and closely interrelated: the record must be kept free of contamination, and the stylus must be kept clean during playback.

Scanning electron microscopy clearly shows the need and contribution of both record cleaning and stylus care.

Exhaustive research shows that with proper record/stylus care, an entire "life span" of 200 play events will not damage record surface quality or fidelity. (Most albums are played a total of 50 times or less.)

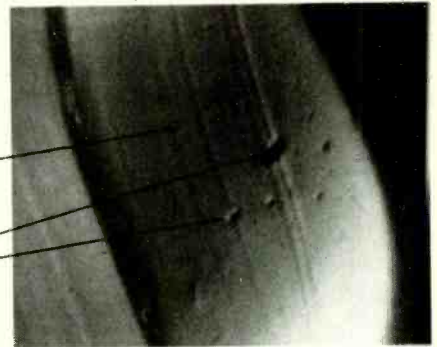
200 Plays Without Record Cleaning



Pit from dust abrasion.
Ground-in microdust.
Prominent dust abrasion.

Prominent stylus path from abrasive-coated diamond face.
Vinyl particles welded by contaminated upper area of stylus.

200 Plays Without Stylus Care



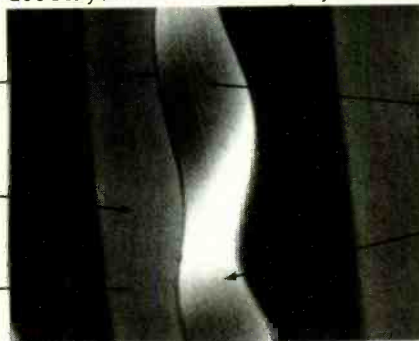
Results of D4 Record Care:

Clean central radius due to capillary attraction of D4 Fluid into D4 pad fabric.

Microdust-free stylus path due to exclusive D4 "spiral fiber" particle holding.

No wall-slurry of "lubricant" products.

200 Plays With Record and Stylus Care



Results of SC-2 Stylus Care:

Reduced wall abrasion due to uncontaminated diamond face.

Cleaned stylus leaves no welded-in particles.



There is no substitute for the valid research you get with Discwasher products. Ask for them where better dealers take interest in a longer "life span" for you.

discwasher®
PRODUCTS TO CARE FOR YOUR MUSIC

Discwasher, Inc., 1407 N. Providence Rd., Columbia, MO 65201

CIRCLE NO. 17 ON FREE INFORMATION CARD

www.americanradiohistory.com

Playback distortion (third harmonic of a 1,000-Hz signal) at 0 dB input was about 0.8% with AD and MA and 1% with SA-X. Reference distortion of 3% required an input of +5 dB with AD and MA, and +4 dB with SA-X. The S/N relative to those levels, with CCIR/ARM weighting and Dolby on, was about 68 dB for AD and SA-X, and about 65.5 dB with MA.

The effect of tape type on distortion is shown in the spectrum-analyzer photos from two-tone IM distortion tests. Using an input signal consisting of equal am-

plitude tones at 14 and 15 kHz, each of them at a -16-dB level (so that their combined peak was equivalent to a -10-dB sine-wave input), playback output was displayed on the 0-to-20,000-Hz scan of the analyzer. TDK AD gave the lowest output from the two high-frequency tones, with the third-order IM products at 13,000 and 16,000 Hz suppressed by only 10 to 11 dB. The second-order difference component, at 1,000 Hz, was down 53 dB relative to the recorder's 0-dB level. TDK SA-X gave reproduced tone levels 3 to 4 dB

higher than AD tape, and its IM products were about 16 to 17 dB below the tones. The 1,000-Hz distortion product was at -64 dB. Although TDK MA produced playback test tones only 1 or 2 dB higher than SA-X, third-order distortion products were down a full 33 dB. The 1,000-Hz product was about the same as with SA-X, and may well represent the distortion of the playback amplifier rather than tape nonlinearity, which normally creates only odd-order distortion products.

The level indicators responded instantaneously to program peaks or short tone bursts, and a standard Dolby level tape gave a +1-dB indication on playback (the Dolby calibration mark was at 0 dB). Crosstalk from right to left channel at 1,000 Hz was -55 dB, and headphone volume was excellent, even with high-impedance phones. Tape speed was 1.8% fast, and in the fast-wind modes, a C-60 cassette was moved from end to end in 75 to 81 seconds. JIS flutter (wrms) was 0.05% and the weighted peak flutter was ±0.08%. Except for a single component at 30 Hz, most of the flutter was below 15 Hz.

User Comment. To judge the quality of a cassette deck audibly, we record interstation hiss from an FM tuner at various levels and compare the playback to the sound of the original. Even slight high-frequency tape saturation will cause a pronounced dulling of the sound in a playback, so that few recorders give accurate playback when noise is recorded at 0 dB (and many cannot do it at -20 dB). In our tests, tapes used behaved just about as their measured performance would suggest. TDK AD was nearly perfect at -10 dB, but had noticeable dulling of the extreme highs at 0 dB. At 0 dB, TDK SA-X matched the performance of AD at -10 dB, and MA was essentially perfect at 0 dB.

It must be realized that these levels were true peak readings, which gives the K-8 a tactical advantage over other machines that use slower, average-reading meters. If one were to record at a 0-dB indicated level with such meters, the peaks would be considerably higher and would cause more high-frequency tape saturation.

On the basis of our listening tests, the Luxman K-8 is capable of true high-fidelity performance. Dubbed program material coming out of it sounds just like what went in, although some types of live material can exceed the recorder's capabilities or overload the mic inputs.

In use, the deck is an unalloyed pleasure. Minor or rarely used controls are located on the front panel, but with very small knobs that avoid a cluttered appearance while preserving operational flexibility. The styling, thus, is at once tasteful and functional. Such niceties as the flying-start recording capability, the REC MUTE, and the automatic and timer operated modes help to distinguish this unit even more.—*Julian D. Hirsch*

CIRCLE NO. 101 ON FREE INFORMATION CARD


**ΩMEGA
SALES
CO.**

**"WHOLESALE COMPUTER PRICES"
DIRECT TO THE PUBLIC**

12 Meeting St., Cumberland, RI 02864

**PRODUCT SPECIAL
of the MONTH!!**

Diablo 630
\$1995
\$2195 (with tractor feed)



Products are
NOW
IN
STOCK
AT
ΩMEGA
SALES
CO.

ΩMEGA OFFERS THE BEST DELIVERY AND PRICE ON:
APPLE • ATARI • TRS-80 Model II • INTERTEC •
DIABLO • EPSON • HEWLETT-PACKARD • SOROC •
COMMODORE • NEC • QUME • CENTRONICS



Intertec Superbrain
32K Ram - \$2449
64K Ram - \$2649



NEC spinwriter
5510-5530 - \$2449



Epson MX-80 - \$599



Atari 800 - \$769



APPLE II 16K \$ 949
48K \$1099



Televideo
912 B or C — \$699
920 C — \$769

730-3	\$ 599	Centronics	779-II	\$ 749
737-1	\$ 699	(limited quantities- call for availability)	704-9	\$1500

**CALL TOLL FREE FOR ΩMEGA'S PRICE!
1-800-556-7586**

ΩMEGA sells only quality merchandise to our customers.
ΩMEGA will try to match any current advertised price with similar purchase
conditions. Before you buy anywhere else — be sure to call ΩMEGA Sales Co.
1.401-722-1027



ΩMEGA ships via UPS, truck, or air. COD's.
Visa, Mastercharge accepted, with no service charge.



The Guard is America at its best.



You can't train somebody to be a hero. And the Army Guard people on this page would be the last to label themselves that.

But it was Army Guard people like these who flew into the teeth of a devastating blizzard last winter to save a farm family that had become trapped by the big snow. And it's Army Guard people like these, working in their own communities, who have helped their neighbors and friends to survive everything from floods to blizzards to tornadoes.

Put Army Guard people in situations like those and they

perform at their flat-out best.

In the Army Guard, you're ready to meet any kind of challenge head-on. The training is geared to develop important human skills that work hand-in-glove with military readiness.

You'll join your friends and neighbors who train at home.

But it won't just happen. You've got to do something first. Rip out the attached postcard, fill it out and mail it in. Better yet, call us right now. It's toll-free and won't cost a penny. The number is 800-638-7600.* Or see your Army Guard recruiter. He has the

whole story. Ask about the benefits that can last a lifetime and the money you'll earn.

Then get on the Guard team. And be your best.

*In Hawaii: 737-5255; Puerto Rico: 723-4550; Virgin Islands (St. Croix): 773-6438; Maryland: 728-3388; in Alaska: consult local phone directory.

CIRCLE NO. 45 ON FREE INFORMATION CARD



The Guard belongs.

Here's the easy way to write your own programs.

Heathkit Self-Study Courses give you a complete command of computer language, so you can write the programs that do your specific tasks. Choose from four programming languages.

Easy, step-by-step learning

You learn at your own pace, performing exercises on your computer and following a clearly written and illustrated text. Tests at the end of each unit assure your understanding before proceeding to the next unit. In most courses your reading is reinforced by cassette tapes, so you see *and* hear, for more thorough learning.

Hands-on programming exercises

You learn by doing, not just reading. Special exercises guide you through the steps of designing and writing your own programs for your computer. Upon completion of the courses you'll be able to tailor existing programs to your specific needs, or write your own original programs from scratch.

Recommended for college credit

Many Heathkit Courses are now recommended for college credit by the American Council on Education. If you can't go back to college, now you can bring college home to you.

Free Heathkit Catalog

Details and prices on the complete line of Heathkit Self-Study Courses on computer and electronics subjects are in the new, free Heathkit Catalog. Send for yours today or pick one up at your nearby Heathkit Electronic Center.

FOUR HEATHKIT PROGRAMMING COURSES

BASIC™: easiest-to-learn, hobbyist's language

PASCAL™: sophisticated, easy-to-use language

COBOL™: the businessman's language

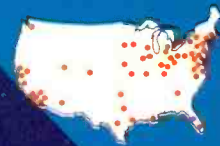
ASSEMBLY: very efficient, very precise language

Coming soon: FORTRAN™ and Microsoft™ BASIC™



Send for free catalog
Write to Heath Co.,
Dept. 010-754,
Benton Harbor, MI 49022.

In Canada, write Heath Co.,
1480 Dundas Highway East,
Mississauga, Ontario, L4X 2R7.



Visit your
Heathkit Store
Heathkit products
are displayed,

and serviced at 52 Heathkit
Electronic Centers in the U.S.
and Canada. See your telephone
white pages for locations.
In the U.S., Heathkit Electronic
Centers are units of Veritechnology
Electronics Corporation.

Heathkit®

CIRCLE NO. 28 ON FREE INFORMATION CARD

ED-15C

Popular Electronics Tests *the Pioneer Model VP-1000 Videodisc Player*

**LaserDisc system connects directly to TV receiver
and offers remote control with pause and freeze-frame**

GATHER up 65 integrated circuits, 188 transistors, a 2-kilovolt helium/neon laser, precision lenses, and a two-speed turntable motor, put them all together in an attractive tan and walnut plastic package weighing 38.6 lb, and you have Pioneer's marvelous videodisc player. It uses a laser optical system licensed by N. V. Philips and is designed to play videodiscs of the MCA DiscoVision and now 3M labels.

Pioneer's system offers all the features available with the Philips/Magnavox player plus a full-feature remote-control system, pause and freeze-frame capabilities, and on-screen display of both chapter and frame numbers.

The player connects directly to the

vhf antenna terminals of any TV receiver and optionally to the inputs of a stereo amplifier. Any disc can be played without interruption from beginning to end in a one-button operation, or any desired portion of a disc can be played simply by keying in its chapter (and/or frame) number. You can also fast scan or play back in slow motion in either direction. Sound reproduction can be in full stereo or in mono left or mono right. Finally, the two-speed player offers up to 30 minutes viewing time per disc side in standard play or up to 60 minutes per side in continuous nonstop extended play.



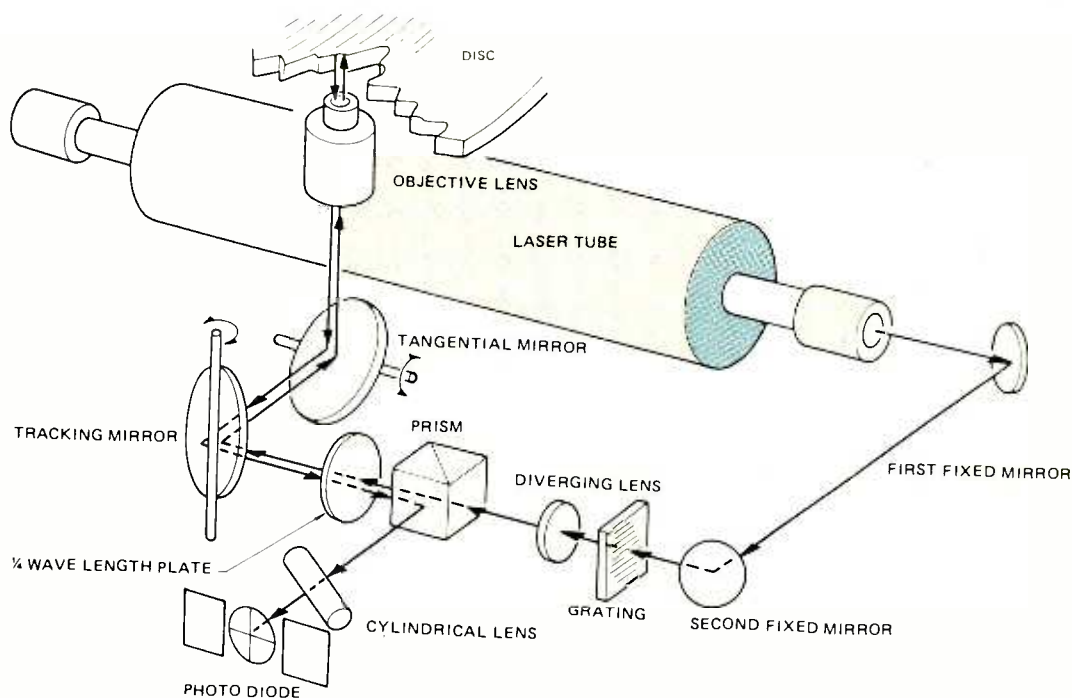


Fig. 1. Diagram showing the path of the laser beam as it is reflected on to the disc and back again to photo diode.

Housed in an attractive tan and walnut-grain plastic enclosure, the player measures 21 5/8" W x 16" D x 5 5/8" H and weighs 38.6 lb. Suggested retail price for the player is \$749. The optional Model RU-1000 remote-control unit lists for \$50.

General Description. Audio and video information are encoded on the disc as a series of microscopic indentations laid down in a spiral. The segment of the spiral scanned in one disc revolution is called a track and represents one video frame. Tracks are separated from one another by only 65 millionths of an inch (1.6 micrometers), but they contain all required intelligence for 8.1 MHz composite video, in addition to dual-channel (practically no crosstalk) sound. Each track is 0.4 micrometer wide. The discs have a surface of reflective material and a transparent outer casing. Minor scratches on the transparent layer do not degrade reproduction. Current prices for single recordings are \$5.95, and those for multi-record albums range from \$15.95 for older releases to \$24.95 for more recent feature films.

When the player operates, red light emerges from the laser as a linear cone to the first and second fixed mirrors (Fig. 1). These change its directions and adjust the optical axis to the desired position on the grating. There, the beam's center is split into several parts, of which two are used to read tracking signals while the center, or zero-order, beam reads the FM and focus signals. The other residuals around the circumference are at lower energy levels and have no effect.

The three remaining beams now enter

the diverging lens where they converge again on a focal point and continue as a pencil of rays into a prism that passes P-polarized, or parallel, light, but rejects S-polarized, or perpendicularly polarized, light. The 1/4-wave plate following adds a 90° phase lag and changes the polarization to circular. Tracking and tangential mirrors then take the beams to the objective lens, where the pencil of rays is focused as an extremely fine spot on the signal (reflective) surface of the disc. A focus servomechanism keeps this spot constantly aligned with the disc's signal track.

Light impinging on millions of disc pits is reflected back through the objective lens, the path-altering tangential and tracking mirrors, and the 1/4-wavelength plate. Once more there is a 90° phase lag, producing a total 180° phase alteration from the starting phase, and linearly P-polarized parallel light again

emerges through the prism, with S-perpendicular light excluded. Light beams, thereafter, reach the cylindrical lens and the photo diode; and it is the photo diode that transforms the optical information into electrical signals.

The same signals also contain information from the FM focus and tracking beams (Fig. 2). When radial beams A and C are identical in value, they are on proper track and the zero-order beam is precisely on center. But when these two first-order beams are not equivalent, a difference output develops and is used by the tracking servo to correct the tracking mirror. The tangential mirror, whose changing angles derive from the video circuits, will correct any errors in disc revolutions, distortions, and concentricity. The laser and all optics are mounted on a motor-driven slide assembly that passes beneath the video disc as playback proceeds.

(Text continues on page 40)

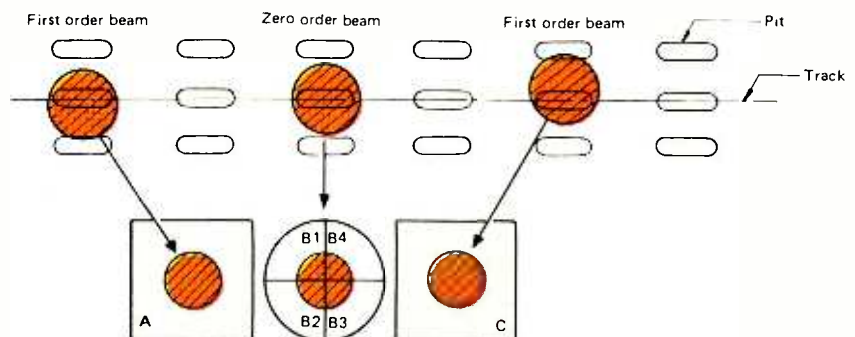


Fig. 2. Optical information is converted into electrical signals for the audio, video, and tracking systems. (Figure 3 is on page 34)

We've got it all together.




Weller



Weller



Xcelite



Wiss



Nicholson



Boker

**Boker
Crescent
Lufkin
Nicholson
Plumb
Weller, Wiss
Xcelite**



Lufkin



Crescent



Plumb

Take a good look round this ad and you'll agree that "All together" is no exaggeration. Whether you're making or mending, cutting or joining, striking, measuring or stripping, there's a Cooper tool that's just right for the job. Don't take chances on tools. Specify Cooper and get 'em right the first time!

from Cooper The Toolmaker.™

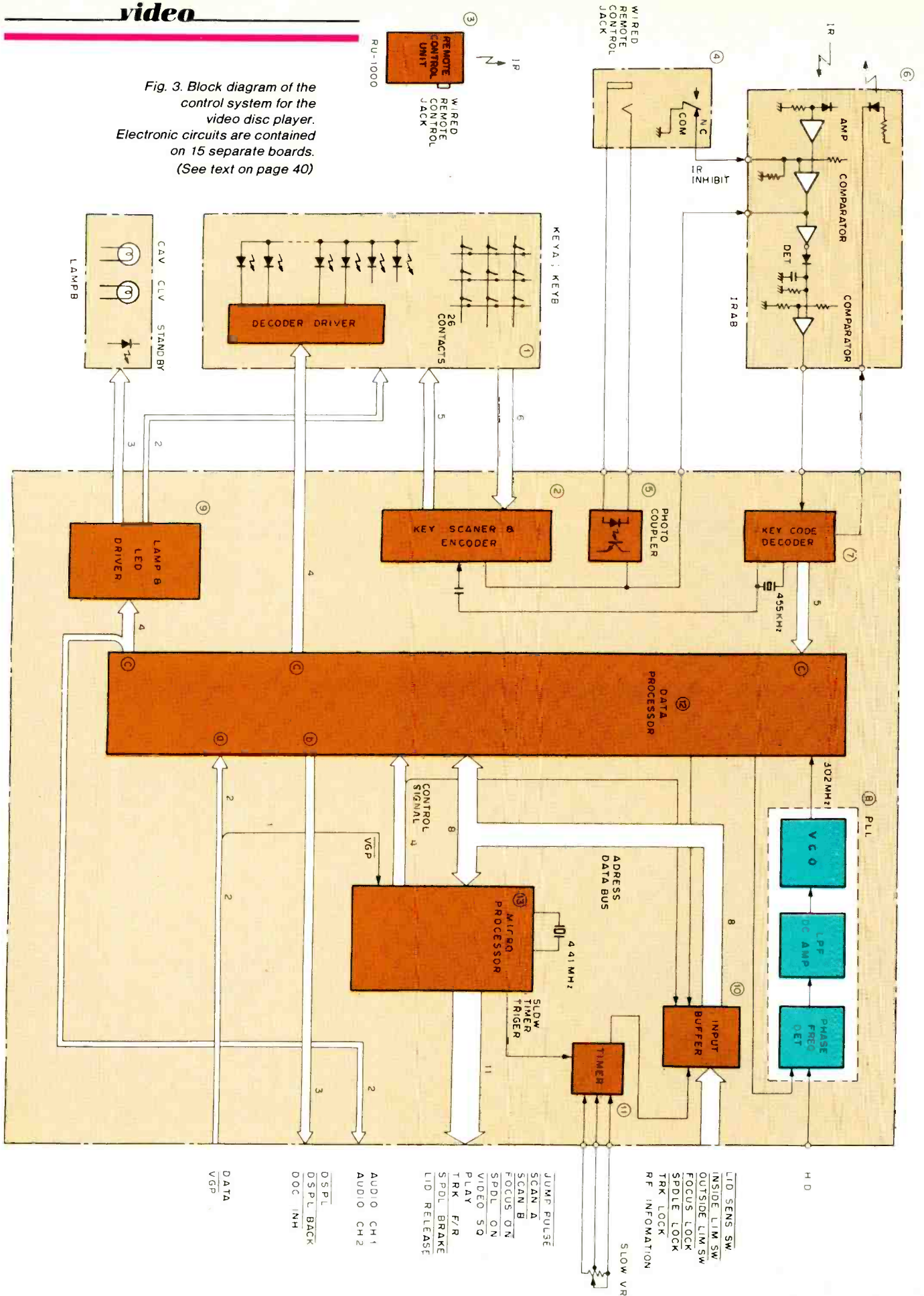


The Cooper Group

BOKER® CRESCENT® LUFKIN® NICHOLSON® PLUMB® WELLER® WISS® XCELITE®
P.O. Box 728, Apex, North Carolina 27502, Tel: (919) 362-7510 Telex: 579497

CIRCLE NO. 13 ON FREE INFORMATION CARD

Fig. 3. Block diagram of the control system for the video disc player. Electronic circuits are contained on 15 separate boards. (See text on page 40)





\$7.95*

WSU-30M

NEW WIRE-WRAPPING TOOL DOES ALL

The new WSU-30M "Hobby Wrap" tool performs the complete wire-wrapping function. First, the tool wraps 30 AWG (0.25mm) wire onto standard .025 inch (0.6mm) square DIP Socket Posts. In addition, the tool also unwraps and, finally, it strips 30 AWG wire nick-free.


WSU-30M makes a "modified" style of wrap, in which approximately 1 1/2 turns of insulated wire are wrapped in addition to the bare wire for purposes of added mechanical stability. Designed for the serious amateur, the WSU-30M features compact, all metal construction for years of dependable service. This unique tool is remarkable value performing the work of three separate tools at a fraction of the cost.



MODIFIED WRAP

PART No.
WSU-30M

Strip



Unwrap



REGULAR WRAP

PART No.
WSU-30

Wrap

WSU-30
\$6.95*

WIRE WRAPPING-STRIPPING-UNWRAPPING TOOL


The compact, inexpensive WSU-30 "Hobby Wrap" Tool does the job of three tools at a fraction of their comparable prices. The tool wraps, unwraps, and even strips wire thanks to a unique built-in stripping blade. Designed for use with 30 AWG (0.25mm) wire on standard .025 inch (0.6mm) DIP Socket Posts. Takes minutes to learn to use; makes perfect connections in seconds without solder.

OK Machine & Tool Corporation
3455 Conner St., Bronx, N.Y. 10475 U.S.A.
Tel. (212) 994-6600 Telex 125091

* Minimum billings \$25.00, add shipping charge \$2.00
New York State residents add applicable tax

Now NRI takes you inside the new TRS-80 Model III microcomputer to train you at home as the new breed of computer specialist!

NRI teams up with Radio Shack advanced technology to teach you how to use, program, and service state-of-the-art microcomputers.



It's no longer enough to be just a programmer or a technician. With microcomputers moving into the fabric of our lives (over 200,000 of the TRS-80™ alone have been sold), interdisciplinary skills are demanded. And NRI can prepare you with the first course of its kind, covering the complete world of the microcomputer.

Learn At Home in Your Spare Time

With NRI training, the programmer gains practical knowledge of hardware, enabling him to design simpler, more effective programs. And, with advanced programming skills, the technician can test and debug systems quickly and easily.

Only NRI gives you both kinds of training with the convenience of home study. No classroom pressures, no night school, no gasoline wasted. You learn at your convenience, at your own pace. Yet you're always backed by the NRI staff and your instructor, answering ques-



tions, giving you guidance, and available for special help if you need it.

You Explore the New TRS-80 Model III Inside and Out

NRI training is hands-on training, with practical experiments and demonstrations as the



Training includes new TRS-80 Model III microcomputer, solid state volt-ohm meter, digital frequency counter, and the NRI Discovery Lab with hundreds of tests and experiments.

very foundation of your knowledge. You don't just program your computer, you go inside it... introduce and correct faults... watch how circuits interact... interface with other systems... gain a real insight into its nature.

You also build essential test instruments like a solid state volt-ohm meter and CMOS digital frequency counter. You work with the exclusive NRI Discovery Lab, performing over 60 separate experiments in all. You learn how your troubleshooting tools work, and gain greater understanding of the information they give you.

Advanced Technology Microcomputer Is Yours to Keep

As part of your training, NRI sends you the new, state-of-the-art TRS-80 Model III microcomputer. This functional unit is complete with 65-key keyboard and 12" display in one desk-top

unit. It features built-in interface and commands for optional printers, housing for optional disc drives, and high-speed cassette loading. It's 4K RAM is internally expandable to 16K or 32K and its BASIC language is compatible with most Model I software.

Along with volt-ohm meter, frequency counter, and NRI Discovery Lab, this latest concept in microcomputers is yours to learn with, yours to keep and use for your own personal programs, business use, and other applications.

Send for Free Catalog... No Salesman Will Call

Get all the details on this exciting course in NRI's free, 100-page catalog. It shows all



equipment, lesson outlines, and facts on other electronics courses such as Complete Communications with CB, TV and Audio Servicing, Digital Electronics, eleven different interest areas in all.

Send today, no salesman will ever bother you. Keep up with the latest technology as you learn on the world's most popular computer. If postcard has been used, write to NRI Schools, 3939 Wisconsin Ave., Washington, D.C. 20016.

NRI Schools
McGraw-Hill Continuing
Education Center
3939 Wisconsin Ave.
Washington, D.C. 20016

(TRS-80 is a trademark of the Radio Shack division of Tandy Corp.)

(Continued from page 32)

The two-speed turntable motor operates at a constant 1800 rpm on standard play or 600 to 1800 rpm on extended play. Separate CAV (constant angular velocity) and CLV (constant linear velocity) LEDs indicate which type of disc is being played. Freeze-frame capability is possible only with CAV discs. In the fast-forward mode, one track is jumped at the end of each field, and a still picture results when the same track is repeated. In the search mode, hundreds of tracks are skipped.

Electronics for the VP-1000 are contained on what appear to be 15 separate divisions or boards having such identifications as VDEM, AUDB, SPDL, FTSB, LOGB, KEYA, etc., meaning video, audio, spindle and drives, focus tracking, logic for tracking, and key control, respectively. Schematics and wiring diagrams, along with adjustment instructions, are liberally contained in a 139-page service manual, which is both well-written and nicely illustrated. All mechanical sections are shown as exploded illustrations in reasonable 3D. There are also flowcharts for troubleshooting as well as a few logic diagrams.

The Control System (Fig. 3, p.34) comprises KEYA, KEYB, IRAB, LAMP, and CONT boards, including a microcomputer arrangement that controls the playback modes and helps monitor operation of the entire video disc system. The RU-1000 remote control, with its wired remote control jack, can be used either through the IRAB sensor and amplifier as a completely wireless infrared remote control or plugged into the remote control jack and on to the photo coupler as a wired remote unit when noise is a problem. An IR inhibit grounds and defeats the IR remote function when the control is not used. Observe, however, that the photo coupler and key scanner/encoder will function with the N.C. COM plug at the rear of the receiver either in or out.

Upon command, the key scanner and encoder convert the signal into 10-bit serial pulse-code modulation (pcm), which is impressed on a 38-kHz carrier and transmitted back to IRAB and the input comparator. IRAB picks up these wired or wireless remote signals, detects and modifies their waveforms, then passes them to the key decoder. The 10-bit pcm code from IRAB is decoded into a 5-bit parallel binary code for the large data processor. A 455-kHz oscillator serves as clock.

On the other side of the data processor is a phase-locked loop with a 3.02-MHz clock that generates timing frequencies for character dots of the frame number display and uses an external horizontal drive (HD) signal to synchronize frame and chapter numbers on its slave TV screen with horizontal sync. Inputs to the data processor are from the input buffer, microprocessor and data VGP (external).

Through the input buffer, data enters the microprocessor from the lid sensor switch, inside/outside limit switch, and focus and spindle lock, along with r-f information. It also has a control bus

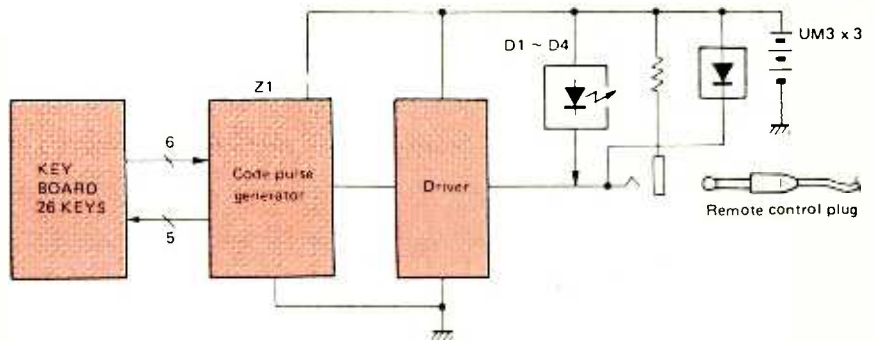


Fig. 4. Block diagram of the remote control unit. It can be wired direct or use infrared transmission.

from the slow mode VR timer and its shunt potentiometer. The microprocessor is an 8-bit unit with a two-kiloword master program stored in memory. The data processor also governs the decoder driver lamp and LED readouts as well and off/on signals for audio Ch. 1 and audio Ch. 2.

Signal transfer for player to TV receiver occurs after the 2.3-MHz channel 1 (left) and 2.8-MHz channel 2 (right) have been limited and detected, mixed and applied to the output radio frequency (r-f) modulator or pcm jack on the rear. Manual switching selects either stereo or Ch. 1 or Ch. 2 outputs. The video signal is separated from audio on the VDEM board by bandpass filtering and demodulation, then transferred to a rear VIDEO OUT jack on the player as well as the AM video modulator. Included are sync, color burst, and dropout protection. (The latter provides a means of covering up dropouts caused by dust and scratches on the disc, and appearing as gaps in the FM waveform. A seriously defective line of video is replaced by a previous line so that any signal interruption becomes virtually unnoticed.) The r-f modulator now processes audio and video by combining them on a regulation carrier (channels 3 or 4, in this instance), applying the result to the television receiver.

Remote control is (so far) the VP-1000's big exclusive feature. Its 26 keys

deliver 30 different commands to the overall system using a 455-kHz ceramic vibrator matched to a similar oscillator on the key decoder. They duplicate virtually every command on the player itself except REJECT/OPEN and POWER on/off. There are search keys, chapter and frame displays, left/right audio buttons, chapter and frame, pause and play, in addition to still/step, slow, scan, and 3 X fast—the last four in either forward or reverse.

Serial pcm from the code pulse generator passes through a transistor driver (Fig. 4) on to the four LEDs. These consume approximately 1 ampere of peak current and, along with the 455 kHz oscillator, are not operational until some command key is pushed. Transmissions consist of 10-bit words. Each pulse string is generated by 10 clock pulses at the 38-kHz carrier frequency.

Advantages over the competition in this system include the remote control, two control buttons for frame and chapter digital locations rather than one, separate CAV (standard play) and CLV (extended play) lighted indicators, digital keys used in the search mode for frame and chapter location, the PCM jack on the back, and direct antenna and TV connections rather than a separate connector box. Unit operation seems also to be somewhat less mechanically and electronically noisy, although this can vary from sample to sample.

(Continued on page 42)

MODEL VP-1000 VIDEODISC PLAYER LABORATORY DATA	
Parameter	Measurement
Video carrier:	-52.7 dBm
Audio carrier:	-61.7 dBm
S/N ratio for both carriers:	50 dB
Usable video bandpass:	≈ 4 MHz
Usable audio bandpass (-20 dB):	≈ 80 kHz
Power supply varied from 95 to 130 V ac with equipment operating satisfactorily.	
Operating power consumption:	71 W

Note: dBm 50 to 75 ohms conversion, decrease reading by 5.72 dB. Also, dBm = dBV - 10 log Z + 30; where Z, in this instance, = 75 ohms. Test equipment used: Tektronix 492 and 7L5 spectrum analyzers and Sencore PR57 Power-rite.



*"It's about time
America gave **REACT**
its full support"*

Robert G. Paul, *President*
The Antenna Specialists Co.

the antenna specialists co. announces a major new **REACT** support program to help keep our highways safe.

"For more than 19 years, hundreds of thousands of REACT volunteers have been contributing their time, their energy and their own money to provide vital emergency communications services to the public.

"Over 80 million Americans have benefited directly from REACT's CB radio handling of emergencies and calls for assistance. Last year, for example, REACT responded to over one million automobile accidents — one every 29 seconds, 24 hours a day.

"There is no finer expression of the American way of helping each other than REACT—and it deserves more than token support.



A REACT team for every community...

"As successful and effective as REACT is, its capacity to grow and expand its services has until now been limited. REACT should be expanded drastically. It should implement important new public service programs it cannot now afford. Increase its service to cover every community in the nation.

"Even though REACT services are entirely free to the public, it costs a lot of money to organize, train and operate thousands of REACT teams. While some indi-

viduals and companies, including ours, have regularly made contributions each year to help support REACT, the simple truth is that REACTers themselves still pay over 70% of this cost.

It's time America and the CB industry paid their dues!

"As a citizen and motorist, I am constantly reassured on the highway, knowing that REACT is listening. And as the nation's largest manufacturer of CB antennas, we are grateful for the support we have received through the years from the CB community. Now we are determined to return that support ... to pay our dues.

"Some months ago I directed our people to find a way for our company to help REACT in a major way. They came up with a super program, which I have approved and which has the 100% support of all A/S employees:

1. the antenna specialists co. will provide massive direct financial assistance to REACT.

Very soon we will be introducing a brand new, professional quality mobile CB antenna. We believe it will be the best performing CB antenna available.

For every single one of these new antennas purchased during the entire year 1981, A/S will donate a dollar to REACT. This activity alone should generate tens of thousands of dollars in new income to expand REACT. But that's only the beginning...

2. the antenna specialists co. will help increase REACT membership by funding and producing special programs:

We will sponsor and advertise nationally a first quarter REACT membership drive to bring in new members and form new teams. Cash awards will be made directly to REACT teams achieving the greatest increases in membership... and to REACT Councils helping to establish the most new teams in a state. This is only the first of several special support programs of this type planned for 1981.

In addition, every CB product package shipped from our factory will carry a brochure describing REACT and its importance to highway safety.

3. the antenna specialists co. will exert all possible influence to encourage additional, important industry support for REACT.

"Our company has budgeted a major effort for 1981 in direct contributions, advertising support, national publicity and special action programs.

"We hope and believe our leadership and commitment will encourage other manufacturers, distributors, dealers and foundations to join this movement...to make REACT even stronger, to bring its outstanding services to every corner of the nation."

Robert G. Paul

the antenna specialists co.



® "Stripes of Quality"

a member of The Allen Group Inc.
12435 Euclid Avenue, Cleveland, Ohio 44106

AMERICA'S BEST SELLING SCANNER JUST GOT EVEN BETTER.

Look what you get with the Bearcat 210XL. Exciting, new space-age styling. No-crystal, pushbutton tuning. New, 18 channel, 6-band coverage of over 6000 frequencies. And features like 2 scan speeds, Automatic Squelch, Search and Lockout, Direct Channel Access, Selective Scan Delay. And much more. There's never been a Scanner like the Bearcat 210XL.

**"TAKE IT FROM A
SMART OPERATOR."**

Don Adams

**BEARCAT 210XL
SCANNER
\$209.**



THE LOWEST PRICED, FULL-FEATURE, BEARCAT NO-CRYSTAL SCANNER EVER.

Bring home all the real excitement of scanning and save. Bearcat 160 features a smooth, keyless keyboard for all controls including volume and squelch. Has 5-band, 16 channel coverage. Priority Selective Scan Delay, Automatic Lockout and Search. And much more. Bearcat is number one in scanning.

**"TAKE IT FROM A
SMART
OPERATOR."**

Don Adams

**BEARCAT
160 SCANNER
\$189.00**



Add \$6.00 per scanner for U.P.S. ground shipping in the continental U.S. or \$12.00 for U.P.S. air shipping. Send your cashier's check or money order to our address below or order by phone if you have a Visa or Master Charge card. Order today!

**C COMMUNICATIONS
ELECTRONICS™**

854 Phoenix □ Box 1002 □ Ann Arbor, Michigan 48106 U.S.A.
Call TOLL-FREE (800) 521-4414 or outside U.S.A. (313) 994-4444

CIRCLE NO. 1 ON FREE INFORMATION CARD

video

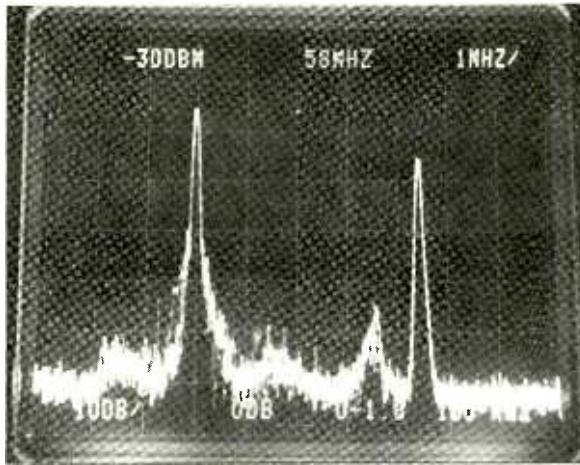


Fig. 5. Spectrum analysis shows output signal on channel 3 with video carrier on left and audio on right. The S/N of 50 dB is excellent.

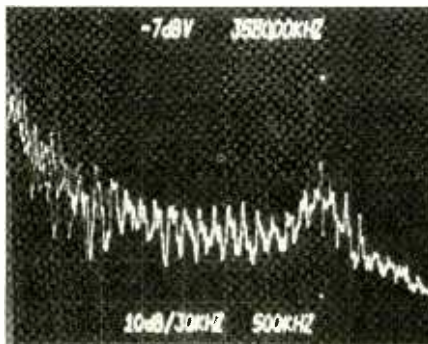


Fig. 6. Baseband video fills 5-MHz spectrum analyzer "window."

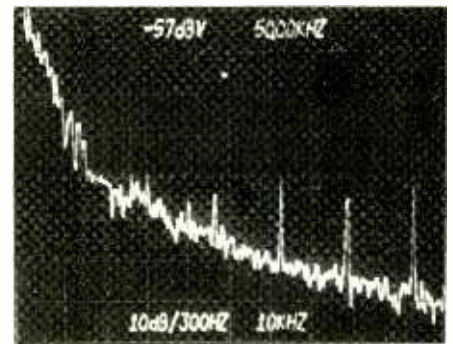


Fig. 7. Audio bandpass extends over 80 kHz with drop of 20 dB.

(Continued from page 40)

Evaluation. Lab tests usually involve oscilloscope and voltmeter readings. But here you have r-f carriers in addition to baseband video and audio outputs, and that requires spectrum analyzers. Furthermore, the usual 50-ohm impedance analyzer input must be matched to the 75-ohm output of the discplayer, and that results in an addition of 5.72 dB. Nonetheless, absolute levels are not nearly as important in this analysis as relative levels, so a rounded 6 dB difference in scale reading for Fig. 5 really won't matter much. For instance, the video carrier reading of -45 dBm becomes -51 dBm after correction for the 75-ohm termination.

But the important points are the position of this carrier with respect to the audio carrier and the S/N ratio. Here, the channel 3 video carrier rests at 61.25 MHz and the audio at 65.75 MHz, right where it should be. The audio carrier is slightly less than 10 dB below the video carrier, which is close to what we found on a broadcast signal.

Neglecting a few spikes about the video and audio carriers, the S/N ratio is about 50 dB, considerably in excess of the claimed 42 dB. The tallest voltage excursion next to the audio carrier is the 3.58-MHz color burst at -40 dB relative to video.

In the second spectrum analyzer photo (Fig. 6) baseband composite video from the player's output jack was evalu-

ated. Beginning at zero reference on the left, the trace shows, once more, a slight rise around the 3.58 MHz color information, and then a gradual tail-off at 5 MHz. As you can see, the remainder of the waveform, taken during disc operation, is remarkably clean.

Good reports are also forthcoming about the audio output. Here, we're looking at a 100-kHz window, of which some 20 kHz is reference, but the remaining 80 kHz is surprisingly uniform with only a 20 dB drop. The spikes you see at 15-kHz intervals in Fig. 7 (and don't hear) are TV horizontal flyback pulses picked up by the lightly-shielded coaxial connector between player and analyzer. Audio connected to a stereo receiver sounded reasonable, as long as there was good quality stereo sound available for reproduction.

One thing you'll have to be careful about is software quality control. Good discs give positively superb results, but not all of them are good. You'll have to pick and choose carefully. In short, try before you buy!

If there's a negative remark to be made about the VP-1000 player, it's minor: the lid to the turntable section is a little stiff to open. Otherwise, this tastefully styled and nicely engineered product performed exceedingly well. From where we sit, the videodisc is for real and here to stay.—Stan Prentiss

CIRCLE NO. 102 ON FREE INFORMATION CARD

THE AFFORDABLE HOME COMPUTER



When PMC-80 was first introduced to the United States, the response was overwhelming! The Computer World was **ASTONISHED** at the **QUALITY**, as well as the **PRICE**. In fact, the PMC-80 has almost all the features of America's best selling computer, the TRS-80, but with a price tag of \$200.00 less! (SIMUTEK'S price is \$275.00 less!)

Microsoft's Level II Basic and 16K Memory.

Another reason for all the commotion is that the PMC-80 uses the same, easy to learn, LEVEL II BASIC language that the TRS-80 uses! What does this mean? It means that the PMC-80 can run all the 1000's of programs that have been written for the TRS-80 Level II, 16K computer! Some of the programs available include: Flight simulation, World Champion Chess program, Scores of educational and business programs, Word processing programs and hundreds of other games and simulations.

The PMC-80 is expandable!

Your PMC-80 is ready to grow with your needs. Using a special cable, available from Simutek for \$35.00, it may be connected to Radio Shack's Expansion interface, to give you up to 48,000 characters of memory, up to 4 disk drives, addition of a telephone communication system, Voice Synthesizer, various printers, a real time clock, as well as plotters and other neat interfaces! As your skills with the PMC-80 improve, you're sure to want some of the ADD-ON's described above. (And these are just a few!)

Save Money! Use your own television!

The PMC-80 has a built in RF MODULATOR so you can use your black and white or color TV for a VIDEO MONITOR! A simple hook-up to your television's antenna connector, makes channel 3 your computer's video channel.

Special Introductory Offer: 25 Free Programs

SIMUTEK, a leading innovator in Home Computer Software, is making a SPECTACULAR INTRODUCTORY OFFER

IS NOW ON SALE.

destroyers, etc!), STAR WARS: Fly your space fighter into the Death Star to destroy it! But watch out, Darth Vader doesn't like you!, SPACE TARGET: A fantastic animated arcade game of skill and daring!, SAUCERS: Can you win the coveted Medal of Honor?

Here's what you get:

The PMC-80 microcomputer with 16,000 characters of "In Computer Memory", Microsoft's Level II Basic (in 12K ROM), a cassette player for storing or retrieving programs or data (cassette player is built into the computer!), an RF Modulator for connecting the PMC-80 to your television set, 25 FREE programs so you start using your computer immediately, complete instruction manual, learning manual and owners manual so you can begin writing your own programs right away!

Also available is a special Leedex Video Monitor. Regular price \$170.00. Special price to PMC-80 customers \$139.95. The resolution of the Leedex Monitor is 10 times better than a regular television.

There is a 10 day money-back guarantee on all SIMUTEK PRODUCTS.

This price is good for a limited time only.

Comparison Chart		
Features	PMC-80	TRS-80
Microsoft's Fantastic Level II Basic	Yes	Yes
Full 128 x 48 Graphics	Yes	Yes
16,000 characters memory	Yes	Yes
Tape recorder for storing or retrieving programs	Yes	Yes
Use your own TV (Save \$\$)	Yes	No
Expandable to 48,000 characters of in computer memory	Yes	Yes
Use TRS-80 expansion interface	Yes	Yes
Expandable to 4 floppy disk drives (over 100,000 characters of storage on each one!)	Yes	Yes
Telephone Communications available connect to large computers/electronic mail etc	Yes	Yes
1000's of ready made programs available for educational and scientific applications?	Yes	Yes
Printers available	Yes	Yes
High Speed Z80 CPU Interface available for controlling lights and appliances in home	Yes	Yes
Retail Price	\$645.00	\$849.00

to people that ORDER the PMC-80 NOW. With each purchase, we will give 25 FREE HOME COMPUTER PROGRAMS! Some of these include: Home Amortization tables program, Loan payment programs, Depreciation rate program, Interest table program, Annuity and Investment calculation programs as well as these great animated games: GRAPHIC-TREK 2000: Command the Enterprise!, INVASION WORG. Stop the invading marauders from space before they take over earth! You command Earth's forces of androids, space fighters, laser guns etc., against the enemy's robots, saucers, proton

Order Now Save \$50.00

Credit card holders may use our TOLL FREE NUMBER. Or send check for \$595.00 plus \$10.00 delivery. (Arizona residents add \$35.70 sales tax). Please mention this magazine. (No tax on out of state orders).

**Call Toll Free
800-528-1149**


In Arizona call 602-323-9391 Collect

SIMUTEK COMPUTER PRODUCTS™

4877 E. Speedway Blvd.
Tucson, AZ 85712

TRS-80 is a registered trademark of Radio Shack a Tandy Corp

Popular Electronics Tests



Beckman Tech 310 Digital Multimeter

THE Beckman Tech 310 Digital Multimeter is designed for both bench and field use. Its features include: large (1/2" high) LCD display capable of indicating to 1999; autopolarity with either a (+) or (-) displayed; automatic decimal point placement; overrange indication; 29 ranges with seven functions accessed by a single rotary switch; Insta-Ohms, a quick-continuity indicator; 10-amperes ac/dc measuring capability; up to 6-kV transient-voltage protection; semiconductor protecting test voltage; an approximate 2000-hour (about two working years) battery life when using an alkaline battery; and the capability of withstanding a 6-foot drop in accordance with MIL-T-28800. Accuracy is guaranteed for one year.

The Tech 310 measures 6.85" long x 3.65" wide x 1.8" thick and weighs one pound. Suggested retail price is \$140.

General Description. One interesting feature of the Tech 310 is that the LCD display, function/range switch, and the safety test lead connectors are submerged below the case rim to save

them from damage if the instrument is dropped and happens to land face down. Four recessed safety test lead connectors provide the common, volts/ohms, 2-ampere, and 10-ampere inputs. The only control on the instrument is a large-handled rotary switch that not only turns the Tech 310 power off, but selects function and range. (Power is automatically applied when the switch is placed in any function position.) Each alternate function is displayed in a darker shade than the ones on either side, making the switch easy to read. The six functions can be selected by placing the pointer on the switch center bar to ACV (ac volts), ACA (ac amperes), ohms or diode test, DCA, and DCV.

The DCV function provides five ranges from 200 mV to 1500 V. Accuracy is $\pm 0.25\%$ reading +1 digit; input resistance is 22 megohms; normal-mode rejection is greater than 60 dB above 49 Hz; common-mode rejection is greater than 160 dB up to 1500 V; and overload protection is 1500 volts dc or peak ac on any range.

The ACV function provides five ranges

from 200 mV to 1000 V with an accuracy of $\pm 0.75\%$ reading +3 digits from 45 Hz to 2 kHz; $\pm 1.5\%$ reading +5 digits from 2 to 5 kHz; and $\pm 2.5\%$ reading +9 digits from 5 to 10 kHz. The conversion technique uses average sensing, calibrated to display rms value of sine wave. Input impedance is 2.2 megohms, shunted by less than 75 pF on all ranges, and overvoltage protection extends to 1000 volts ac (1500 V peak) or 250 V dc above 450 mV on the 200-mV range.

The DCA and ACA provide six ranges from 200 μ A to 10A full scale with an average accuracy of $\pm 1\%$ reading +1 digit. The voltage burden is 250 mV on the 200- μ A to 200-mA ranges, and 700 mV on the 2- and 10-ampere ranges. Overcurrent protection is provided by a 2-ampere fuse on the 2-A range and the circuit is protected to 20 amperes on the 10-A range.

There are six resistance ranges from 200 ohms to 20 megohms full scale with the Insta-Ohms continuity indicator (a Greek omega) coming on within 100 ms of a test lead short. Test current ranges

Albia Electronics

NEW... LOW COST CAPACITANCE METER MODULE!!

NOT A KIT



Completely assembled and tested... for only

\$49⁹⁵
Includes Warranty

INSTANT ORDER INFORMATION BELOW!

Connect this high-quality Albia Capacitance Meter Module Model DM-8 to your digital multimeter and turn it into a Digital Capacitance Meter — the low cost way!

- Push to read range (button) from 1 pf to 20,000 μ F.
- Zero calibration control
- In one easy to use, self-contained package
- Battery powered (with "push to read" battery saver)

IN STOCK! IMMEDIATE DELIVERY!

LOW COST HIGH FREQUENCY COUNTER

NOT A KIT



The Albia Model DM-7, 8 Digit High Frequency Counter is easy to use, switch selectable time base input by a single BNC, nothing to build — nothing more to buy!

- 5 Hz to 550 MHz
- 8 big easy-to-read .43" high intensity LED display
- Crystal (± 3 ppm @ 25°C) controlled 0.1 or 1.0 sec. gate times
- Convenient benchtop size (7"x10"x3") durable attractive case

NEVER BEFORE AT THIS LOW PRICE

\$119⁹⁵
Includes Warranty

COMPLETELY ASSEMBLED • PRE-CALIBRATED • PRE-TESTED

NOT A KIT



NEW ALBIA DESIGN-MATE CIRCUIT DESIGNER

Albia Quality Hardware — your ideas — not a kit — pre-wired pre-tested — don't let this price fool you, this is a high quality, high IC capacity, portable self-contained circuit designer — includes:

- Control switches and buffered LED logic indicators.
- Plug in your ICs into solderless breadboards, tie in power and ground, connect your logic switches and LED indicators — FAST, EASY TO USE!
- All interconnections between LEDs, switches, and circuits via 22-26 solid wire.
- Self-powered, in one compact, good looking and durable carrying case.
- Ideal for home experiments, the laboratory and students.
- Battery (4 1 1/2 Volt C cells*) or AC powered provides economical bench use or convenient portable use. Available in two models.

Albia Model DM-5A containing 4 LEDs and 4 logic switches

\$49⁹⁵
Includes Warranty

Albia Model DM-5 contains 8 LEDs and 8 logic switches

\$64⁹⁵
Includes Warranty

*Batteries not included.

INSTANT ORDER INFORMATION BELOW!

ALBIA'S ECONOMY DIGITAL DM-9 MULTI-LOGIC COMPATIBLE 5-15VDC PROBE

The features are many on this quality Albia test instrument; will detect low repeat rate pulses (up to 1.5 MHz); detects low, high or pulsed logic levels with a minimum detectable pulse width of 300 nsec. Easy-to-interpret 3 LED readout. Built-in over-voltage and reverse polarity protection.

\$26⁹⁵
Includes Warranty

IMMEDIATE DELIVERY... NOT A KIT

ALBIA EXTERNAL REGULATED, SHORT PROOF ADAPTER

Model DM-5B, supplies up to 300 MilliAmps at 5V, saves batteries...

\$19⁹⁵
Includes Warranty

REGULATED TRIPLE POWER SUPPLY BARGAIN PRICED ALBIA MODEL DM-6

A fully assembled and tested power supply that provides a solid, fully wired triple power supply including fixed 5V @ 1 Amp, 5V to 15V @ 0.5 Amp, and -5V to -15V @ 0.5 Amp — all supplies regulated, short proof. Each supply has short indicator LED. Complete and ready for use in a durable (8"x6"x3 1/2") metal case.

\$79⁹⁵
Includes Warranty



ALBIA SATISFACTION WARRANTY:

If for any reason, whatsoever, you are not completely satisfied with your purchase, return it within 30 days of purchase date for a full refund — it's as simple as that!

FOR FAST AND DEPENDABLE DELIVERY SERVICE

CALL TOLL FREE: 1-800-243-6953

9 A.M. to 5 P.M. EST.

WE ACCEPT MASTER CHARGE, VISA AND AMEX CREDIT CARDS

Connecticut Residents add 7% Sales Tax • Prices shown in U.S. currency only. Foreign orders add 15%.

ALBIA ELECTRONICS INC

24 Albia St. • New Haven, CT 06512

FREE!!
BIG
1981 SALE
CATALOG

42 pages of exciting bargains! Send today!!



ORDERS	POSTAGE & HANDLING	ADD
UP TO \$10.00		\$1.75
\$10.01 - \$25.00		2.25
\$25.01 - \$50.00		2.75
\$50.01 - \$100.00		3.25
ORDERS OVER \$100.00 WITHIN UNITED STATES		N/C



FREE ALBIA "TEMPLATE" WITH EVERY ORDER RECEIVED by March 25, 1981

HOW THEY'RE TESTED

CERTIFICATE OF CALIBRATION

LOCKHEED ELECTRONICS COMPANY, INC.

Plainfield, New Jersey

INSTRUMENT	DVM BECKMAN MODEL 310	SERIAL NO.	90521102
PROPERTY OF	ZIFF-DAVIS PUBLISHING COMPANY	WORK ORDER NO.	74-6200-5208

The above instrument has been checked and calibrated against our working standards which are traceable to the National Bureau of Standards. All specifications were found to meet those set forth by the manufacturer. The metrology procedures utilized conform to and satisfy the requirements set forth in MIL-C-45662A.

NBS REPORT NUMBER	GUF 9155, e/n 39.362 ES1035 NBS# 219833 Dated 1/27/78
LOCKHEED ELECTRONICS COMPANY, INC. by	<i>M. J. Corrigan, Jr.</i> M. J. Corrigan, Jr.
TEST PERFORMED BY	<i>Suplo</i> DATE OF TEST <i>9-29-80</i>
TEMPERATURE	<i>72°</i> HUMIDITY <i>47%</i>

ERC 114

Certificate of qualification issued by the laboratory.

A basic rule in electrical measurement states that test equipment must be *at least* one order of magnitude (10X) better than the system under test. Otherwise, the test data may be a series of artifacts.

Most of the new bench instruments using the latest in semiconductor technology are capable of accuracy exceeding that of laboratory instruments of several years back. To check the new instruments, "super" test gear is required. Besides being quite expensive, such "super" instrumentation must be calibrated against parameters directly traceable to the National Bureau of Standards (NBS) at regular intervals.

POPULAR ELECTRONICS, as a service to its readers, has started a new program of instrument testing using an independent testing service.

Lockheed Electronics Company, a wholly owned subsidiary of the Lockheed Corporation, is one of this nation's leaders in the design, development, production, and testing of electronic products and systems for the military, government, and industry. The Instrumentation Measurements Laboratory (IML), a division of this company, will perform all electronic tests of test equipment chosen by POPULAR ELECTRONICS. Since all tests are directly traceable to the National Bureau of Standards, our readers can now be assured that what they read in the device specifications is "what it is." The tests we ask for are simple. All the particular piece of equipment must do is be the

equal of its advertised (or manual) specifications. If it is, then IML will issue a certificate of compliance which we will publish along with a "hands on" report written by our staff after using the piece of test equipment for a period of time.

The electronic capabilities of Lockheed's IML include:

- dc voltage from 1 μ V to 30 kV, $\pm 0.0001\%$ to $\pm 0.01\%$ accuracy.
- dc current from 1 pA to 100 A, $\pm 0.005\%$ to $\pm 0.1\%$ accuracy.
- ac voltage from 1 μ V to 1.5 kV, 20 Hz to 12.4 GHz, $\pm 0.01\%$ to $\pm 0.1\%$ accuracy.
- alternating current from 1 mA to 30 A, $\pm 0.01\%$ to $\pm 0.1\%$ accuracy.
- resistance from 100 μ ohm to 10 Gohms, $\pm 0.0005\%$ to $\pm 0.1\%$ accuracy.
- capacitance from 0.001 pF to 10 μ F, $\pm 0.0001\%$ to $\pm 0.01\%$ accuracy.
- inductance from 0.1 nH to 1000 H, $\pm 0.001\%$ to $\pm 0.1\%$ accuracy.
- frequency from 0.001 Hz to 26 GHz, ± 2 parts in 10^{-11} accuracy.
- attenuation from 18 GHz to 100 dB, ± 0.02 dB to ± 1.0 dB accuracy.
- audiometrics ISO, ASA, ANSI specifications, 20 Hz to 40 kHz, 0 to 140 dB, ± 0.2 dB.
- Q to 75 MHz, $\pm 2\%$.
- standing wave ratio to 12.4 GHz, $\pm 1\%$ (swept technique).
- ratio: ac to 10 kHz, $1:1 \times 10^{-7}$, $\pm 0.00005\%$; dc $\pm 0.0001\%$.

from 2.5 mA on the 200-ohm range to 25 nA on the 20-megohm range. Accuracy is better than 1% +1 digit. Maximum open-circuit voltage is 0.5 volt on all ranges except low-power ohms, where it is 250 mV. Overload protection extends to 300 volts dc or rms ac on any of the ranges.

The diode test function has a range

from 0 to 2 volts (to indicate forward bias diode voltage), with a resolution of 1 mV, accuracy of $\pm 0.25\%$ reading +2 digits, test current of 5 mA, and an overload protection of 300 V dc or rms ac.

The instrument rests on two "feet" and a strip on its rear side. Both the feet and the strip, like the bottom of the tilt stand, are skid-proofed.

Comments. The Tech 310 was checked by Lockheed Electronics Co. Inc., Plainview, NJ, against standards traceable to the National Bureau of Standards. After tests, the lab issued a certificate testifying that the unit met specifications in all respects.

After several weeks of bench and field service, including at least two unscheduled "drop tests," the instrument showed no signs of mechanical or electrical damage. The case is easily cleaned using mild detergent and warm water.

Few meters in the Tech 310 price range can be used to measure CMOS currents less than 100 μ A. The Tech 310 did this easily and was found useful down to 100 nA. The Insta-Ohms feature was very handy for checking wiring and pc board foil patterns for continuity, especially since it is not necessary to wait for the meter to "settle down."

Another convenient feature is that with overrange conditions, the display shows an unambiguous OL instead of a blank or flashing display used in other DMMs.

One valuable use of the 310 is in testing unknown diodes or transistors. When the test leads are connected across a junction (in or out of circuit), the display indicates the forward voltage drop, quickly identifying a germanium or silicon device. The range extends high enough to measure the forward voltage drop of a LED, which may be a volt or more. If the OL display comes on with both orientations of the test leads, the junction is open. If the display is zero in both orientations, the junction is shorted. The addition of a couple of resistors (shown in the manual) enables measurement of transistor beta. This is of great value when matching transistors are required by a circuit.

Even capacitors having a value greater than 0.01- μ F can be checked. The 310 does not indicate value, but will show whether or not the capacitor is shorted or accepting a charge.

The ac voltage ranges can be used to measure decibels. In the 200-mV range, measurements from -10 to -40 dB (0 dB = 1 mW into 600 ohms) can be made. The manual indicates the conversions when using the 2-to-1000-volt ac ranges.

A number of options are available for the 310. These include both a vinyl and deluxe carrying case, a 50-kV high-voltage probe, and r-f probe good to 200 MHz, an ac current clamp rated to 200 amperes, and a kit of test leads and assortment of tips for a variety of testing applications.



We found the 310 slightly bulkier and heavier than some portable DMMs, but it will still fit into a jacket pocket. The LCD display is very readable from several feet away, the large jet-black digits being in sharp contrast to the silvery background. In its price range, the Tech 310 offers a well-chosen balance of features and performance that would be very hard to improve on.—*Leslie Solomon, Senior Technical Editor.*

CIRCLE NO. 103 ON FREE INFORMATION CARD

A Microcomputer for everyone at a Micro Price

The **MicroAce** - a new generation of miniature computers
A COMPLETE COMPUTER for \$149.00 for 1K Kit

Post and Packing FREE
 (Add 6% Tax for Shipments inside California)



The unique and valuable components of the MicroAce

The MicroAce is not just another personal computer. Quite apart from its exceptionally low price, the MicroAce has two uniquely advanced components: the powerful BASIC interpreter, and the simple teach yourself BASIC manual.

The unique versatile BASIC interpreter offers remarkable programming advantages:

- **Unique 'one-touch' key word entry:** the MicroAce eliminates a great deal of tiresome typing. Key words (RUN, PRINT, LIST, etc.) have their own single-key entry.
- Unique syntax check. Only lines with correct syntax are accepted into programs. A cursor identifies errors immediately. This prevents entry of long and complicated programs with faults only discovered when you try to run them.
- Excellent string-handling capability — takes up to 26 string variables of any length. All strings can undergo all relational tests (e.g. comparison). The MicroAce also has string input — to request a line of text when necessary. Strings do not need to be dimensioned.
- Up to 26 single dimension arrays.
- FOR/NEXT loops nested up to 26.
- Variable names of any length.
- BASIC language also handles full Boolean arithmetic, conditional expressions, etc.
- Exceptionally powerful edit facilities, allows modification of existing program lines.
- Randomise function, useful for games and secret codes, as well as more serious applications
- Timer under program control.

- PEEK and POKE enable entry of machine code instructions, USR causes jump to a user's machine language sub-routine.
- High-resolution graphics with 22 standard graphic symbols.
- All characters printable in reverse under program control.
- Lines of unlimited length.

'Excellent value' indeed!

For just \$149.00 (excluding handling charge) you get everything you need to build a personal computer at home... PCB, with IC sockets for all ICs; case; leads for direct connection to a cassette recorder and television (black and white or color); everything!

Yet the MicroAce really is a complete, powerful, full-facility computer, matching or surpassing other personal computers at several times the price.

The MicroAce is programmed in BASIC, and you can use it to do quite literally anything, from playing chess to managing a business.

The MicroAce is pleasantly straightforward to assemble, using a fine-tipped soldering iron. It immediately proves what a good job you've done: connect it to your TV ... link it to the mains adaptor ... and you're ready to go.

Fewer chips, compact design, volume production-more power per Dollar!

The MicroAce owes its remarkable low price to its remarkable design: the whole system is packed on to fewer, newer, more powerful and advanced LSI chips. A single SUPER ROM, for instance, contains the BASIC interpreter, the character set, operating system, and monitor. And the MicroAce 1K byte

RAM (expandable to 2K on board) is roughly equivalent to 4K bytes in a conventional computer — typically storing 100 lines of BASIC. (Key words occupy only a single byte.)

The display shows 32 characters by 24 lines. And Benchmark tests show that the MicroAce is faster than all other personal computers.

No other personal computer offers this unique combination of high capability and low price.

The MicroAce teach-yourself BASIC manual.


If the features of the BASIC interpreter mean little to you—don't worry. They're all explained in the specially-written book *free* with every kit! The book makes learning easy, exciting and enjoyable, and represents a complete course in BASIC programming—from first principles to complex programs. (Available separately—purchase price refunded if you buy a MicroAce later.) A hardware manual is also included with every kit.

The MicroAce Kit: \$149.00 with 1K COMPLETE \$169.00 with 2K

Demand for the MicroAce is very high: use the coupon to order today for the earliest possible delivery. All orders will be despatched in strict rotation. If you are unsuccessful in constructing your kit, we will repair it for a fee of \$20.00, post and packing FREE. Of course, you may return your MicroAce as received within 14 days for a full refund. We want you to be satisfied beyond all doubt — and we have no doubt that you will be.

Z80 A microprocessor chip, widely recognised as the best ever made.

Sockets for TV, cassette recorder, power supply.



Your MicroAce kit contains...

- Printed circuit board, with IC sockets for all ICs.
- Complete components set, including all ICs—all manufactured by selected world-leading suppliers.
- New rugged keyboard, touch-sensitive, wipe-clean.
- Ready-moulded case.
- Leads and plugs for connection to domestic TV and cassette recorder. (Programs can be SAVED and LOADED on to a portable cassette recorder.)
- Mains adaptor of 600 mA at 9VDC nominal unregulated.
- FREE course in BASIC programming and user manual.

JOIN THE REVOLUTION - DON'T GET LEFT BEHIND - ORDER YOUR MICRO ACE NOW!!

Send Check, Money Order or quote your Credit Card No. to:
MicroAce 1348 East Edinger, Santa Ana, California, Zip Code 92705.
 or phone (714) 547 2526 quoting your Credit Card Number.

Quantity	Description	Unit Price	TOTAL
	MicroAce Kit 1K	\$149.00	
	MicroAce Kit 2K	\$169.00	
	Manual	\$10.00	
	1K Upgrade Kit	\$29.00	
Shipments inside California add 6% TAX		TOTAL	

- Amex.
- Diners
- Check
- Money Order
- Master Charge
- Visa

Card No. _____

Exp. Date _____

Name _____

Address _____

City _____ State _____ Zip _____

Good Grief! More Conversion

IN THE last few issues, I have discussed conversion techniques for the BASIC language. As a result, I've received a number of letters in the mail and notes on MicroNet. Many of these asked about *The BASIC Handbook*, by Dr. David Lein, which I had mentioned in passing in a previous column. The book is 360 pages long and is very concise in its presentation of the various syntaxes used in numerous BASICs. You can obtain it from just about any B. Dalton Pickwick Bookstore or by contacting the publisher directly: CompuSoft Publishing, 1050 Pioneer Way, Suite E, Dept. C-1, El Cajon, CA 92020 (Tel: 714-588-0996). The price is \$14.95 plus \$1.35 for mailing. When you write or call, be sure to give the department number.

Those of you who are really serious about doing BASIC translation will want to get a copy of: "Interdialect Translatability of the BASIC Programming Language," by Gerald L. Isaacs. This is ACT Technical Bulletin No. 11. Order it from the Research and Development Div., American College Testing Program, Box 168, Iowa City, IA 52440. Written in 1972, the Bulletin covers various concerns in translation. Two years ago, it cost \$4.50; but it may be more now, so write to them for the cost.

A letter of particular interest to me came from Harvey Cowell, of Angola, IN, who pointed out that he recognized the importance of conversion principles for the Apple and TRS-80 but felt cheated since nothing was said about the North Star system.

Harvey, your point is well taken. Systems like North Star did exist long before the others, and you deserve your due. So, here goes.

To Translate to North Star. The version of North Star BASIC to be discussed is Release 5, introduced at the end of 1978. Although numerous BASICs preceded North Star, this version became one of the more serious attempts that was made at designing a business-oriented language.

In its original form, North Star BASIC was an upgraded version of a Tiny BASIC published in *Dr. Dobbs Journal*. Gradually, this BASIC was upgraded to take advantage of the sophistication that

was built into the North Star operating system.

Some software experts consider North Star BASIC difficult and poorly structured. However, this may be the beauty of it. Although I'm a proponent of structured design of an application and, to a degree, of structured programming, I feel their constraints make them difficult for the novice to use. There are no such constraints with North Star.

An example of the power of the BASIC and good planning was demonstrated in a program called WHATSIT (Wow, How Did All That Stuff Get In There), developed by a company called Computer Headwear in early 1978. This particular program made extensive use of the ability of North Star BASIC to locate specific points in a record within a file and set pointers. Interestingly, WHATSIT proved that a very high-level data-base management system could be implemented on a microcomputer in BASIC.

Getting Down to Cases. The PRINT statement in North Star BASIC is an output function and works basically the same as in any BASIC. A program line such as:

```
PRINT "NORTH STAR BASIC"
will produce an output to the screen of:
NORTH STAR BASIC. The double
quotes are used to inform BASIC that
this is a string expression.
```

Now if you want to drive the same message out to the printer, you must let North Star BASIC know that. To do this, you employ the use of the pound sign (#). For example, to output to the printer:

```
PRINT #1, "MESSAGE"
would cause the printer to print the message. If you leave out the device number, which can be from 0 to 7 (0 is usually the default), the output goes to the CRT.
```

The TRS-80 Level II BASIC uses LPRINT; for example, LPRINT "MESSAGE." If you typed PRINT #1, in the same BASIC, it would assume that you want to perform some input to disk buffer #1.

The eight possible devices you can communicate with on the North Star system include the disks and you can address them by device number. The number that you enter (0-7) represents the port address. (They call it the pseu-

do port since it only points to the actual port location in the memory map.) The way you emulate this in the TRS-80/Microsoft BASIC is to use the OUT function and an argument representing the value of the port in decimal. Thus OUT (26) would send data (one byte at a time) to the port designated by 26₁₀ (1A in hexadecimal).

North Star BASIC lets you perform this I/O without worrying about actual address or port designators.

A Way to POKE. The POKE function allows you to put information into memory. North Star has the same function but calls it FILL. Both POKE and FILL work the same way. You enter the function, a memory location, and the byte you want to put there. For example:

```
POKE 65535, A
and
```

```
FILL 65535, A
Both do the same thing—putting byte A
into location 65535.
```

The inverse of POKE and FILL, is PEEK and EXAM. These functions allow you to examine at a given memory location. North Star uses the word EXAM to mean "let's look at a memory location." To convert this:

```
EXAM 65535, A
is equal to
PEEK 65535, A
```

Not all the functions are as easily understood or translated. For example, the North Star function TYP(e) allows you to determine what type of data item is going to be found in an open disk file. A numeric item would produce a 2, a string 1, and, if the end of the file is reached, a zero. This is a *disk* function and not a *real* function of BASIC—it is an *extension*. To use this function you have to decide what you are looking for. If you want to detect the end of file mark, you write:

```
IF TYPE (n) = 0 THEN xxx
where n is the number of the open file and xxx is the line to branch to. If you are doing a read and you want to ensure that you are reading the right data into the correct variable (either string or numeric), then you can set up a test. For example:
```

```
10 IF TYP(1) = 1 THEN 20
20 READ #1, S$
```

This says: if the next data item on file #1 is a string, read it into the string variable S\$. A numeric test is handled the

Start learning and computing for only **\$129.95** with a **Netronics 8085-based computer kit**. Then expand it in low-cost steps to a business/development system with 64k or more RAM, 8" floppy disk drives, hard disks and multi-terminal I/O.

THE NEW EXPLORER/85 SYSTEM


Special! Full 8" floppy, 64k system for less than the price of a mini! Only **\$1499.95!**

(Also available wired & tested. \$1799.95)

Imagine — for only \$129.95 you can own the starting level of Explorer/85, a computer that's expandable into full business/development capabilities — a computer that can be your beginner system, an OEM controller, or an IBM-formatted 8" disk small business system. From the first day you own Explorer/85, you begin computing on a significant level, and applying principles discussed in leading computer magazines. Explorer/85 features the advanced Intel 8085 cpu, which is 100% compatible with the older 8080A. It offers on-board S-100 bus expansion. Microsoft BASIC in ROM, plus instant conversion to mass storage disk memory with standard IBM-formatted 8" disks. All for only \$129.95, plus the cost of power supply, keyboard/terminal and RF modulator if you don't have them (see our remarkable prices below for these and other accessories). With a Hex Keypad/display front panel, Level "A" can be programmed with no need for a terminal, ideal for a controller, OEM, or a real low-cost start.



Level "A" is a complete operating system, perfect for beginners, hobbyists, industrial controller use. \$129.95



Full 8" disk system for less than the price of a mini (shown with Netronics Explorer/85 computer and new terminal). System features floppy drive from Control Data Corp., world's largest maker of memory storage systems (not a hobby brand!)



Level "A" With Hex Keypad/Display.

LEVEL "A" SPECIFICATIONS

Explorer/85's Level "A" system features the advanced Intel 8085 cpu, an 8355 ROM with 2k deluxe monitor/operating system, and an advanced 8155 RAM I/O ... all on a single motherboard with room for RAM/ROM/PROM/EPROM and S-100 expansion, plus generous prototyping space.

PC Board: Glass epoxy, plated through holes with solder mask. • **I/O:** Provisions for 25-pin (DB25) connector for terminal serial I/O, which can also support a paper tape reader ... cassette tape recorder input and output ... cassette tape control output ... LED output indicator on SOD (serial output) line ... printer interface (less drivers) ... total of four 8-bit plus one 6-bit I/O ports. • **Frequency:** 6.144 MHz. • **Control Switches:** Reset and user (RST 7.5) interrupt ... additional provisions for RST 5.5, 6.5 and TRAP interrupts on-board. • **Counter/Timer:** Programmable, 14-bit binary. • **System RAM:** 256 bytes located at P800, ideal for smaller systems and for use as an isolated stack area in expanded systems ... RAM expandable to 64K via S-100 bus or 4k on motherboard.

System Monitor (Terminal Version): 2k bytes of deluxe system monitor ROM located at F800, leaving 6000 free for user RAM/ROM. Features include tape load with labeling ... examine/change contents of memory ... insert data ... warm start ... examine and change all registers ... single step with register display at each break point, a debugging/training feature ... go to execution address ... move blocks of memory from one location to another ... fill blocks of memory with a constant ... display blocks of memory ... automatic baud rate selection to 9600 baud ... variable display line length control (1-255 characters/line) ... channelized I/O monitor routine with 8-bit parallel output for high-speed printer ... serial console in and console out channel so that monitor can communicate with I/O ports.

System Monitor (Hex Keypad/Display Version): Tape load with labeling ... tape dump with labeling ... examine/change contents of memory ... insert data ... warm start ... examine and change all registers ...

single step with register display at each break point ... go to execution address. Level "A" in this version makes a perfect controller for industrial applications, and is programmed using the Netronics Hex Keypad/Display. It is low cost, perfect for beginners.

HEX KEYPAD/DISPLAY SPECIFICATIONS

Calculator type keypad with 24 system-defined and 16 user-defined keys. Six digit calculator-type display, that displays full address plus data as well as register and status information.

LEVEL "B" SPECIFICATIONS

Level "B" provides the S-100 signals plus buffers/drivers to support up to six S-100 bus boards, and includes address decoding for on-board 4k RAM expansion selectable in 4k blocks ... address decoding for on-board 8k EPROM expansion selectable in 8k blocks ... address and data bus drivers for on-board expansion ... wait state generator (jumper selectable), to allow the use of slower memories ... two separate 5 volt regulators.

LEVEL "C" SPECIFICATIONS

Level "C" expands Explorer/85's motherboard with a card cage, allowing you to plug up to six S-100 cards directly into the motherboard. Both cage and card are neatly contained inside Explorer's deluxe steel cabinet. Level "C" includes a sheet metal superstructure, a 5-card, gold plated S-100 extension PC board that plugs into the motherboard. Just add required number of S-100 connectors.



Explorer/85 With Level "C" Card Cage.

LEVEL "D" SPECIFICATIONS

Level "D" provides 4k of RAM, power supply regulation, filtering decoupling components and sockets to expand your Explorer/85 memory to 4k (plus the origi-

nal 256 bytes located in the 8155A). The static RAM can be located anywhere from 0000 to EFFF in 4k blocks.

LEVEL "E" SPECIFICATIONS

Level "E" adds sockets for 8k of EPROM to use the popular Intel 2716 or the TI 2516. It includes all sockets, power supply regulator, heat sink, filtering and decoupling components. Sockets may also be used for 2k x 8 RAM IC's (allowing for up to 12k of on-board RAM).

DISK DRIVE SPECIFICATIONS

- 8" CONTROL DATA CORP professional drive
- LSI controller
- Write protect
- Single or double density.
- Data capacity: 401,016 bytes (SD), 802,032 bytes (DD), unformatted.
- Access time: 25ms (one track)

DISK CONTROLLER/ I/O BOARD SPECIFICATIONS

- Controls up to four 8" drives.
- 1771 ALSI (SD) floppy disk controller.
- Onboard data separator (IBM compatible)
- 2 Serial I/O ports
- Autoboot to disk system when system reset
- 2716 PROM socket included for use in custom applications.
- Onboard crystal controlled
- Onboard I/O baud rate generators to 9600 baud
- Double-sided PC board (glass epoxy.)

DISK DRIVE CABINET/POWER SUPPLY

- Deluxe steel cabinet with individual power supply for maximum reliability and stability.

ORDER A COORDINATED EXPLORER/85 APPLICATIONS PAK!

Beginner's Pak (Save \$26.00!) — Buy Level "A" (Terminal Version) with Monitor Source Listing and AP-1 5-amp Power Supply (regular price \$199.95), now at SPECIAL PRICE: \$169.95 plus post. & insur.

Experimenter's Pak II (Save \$53.40!) — Buy Level "A" (Hex Keypad/Display Version) with Hex Keypad/Display, Intel 8085 User Manual, Level "A" Hex Monitor Source Listing, and AP-1 5-amp Power Supply (regular price \$279.35), all at SPECIAL PRICE: \$219.95 plus post. & insur.

Special Microsoft BASIC Pak (Save \$103.00!) — Includes Level "A" (Terminal Version), Level "B", Level "D" (4k RAM), Level "E", 8k Microsoft in ROM, Intel 8085 User Manual, Level "A" Monitor Source Listing, and AP-1 5-amp Power Supply (regular price \$439.70), now yours at SPECIAL PRICE: \$329.95 plus post. & insur.

ADD A TERMINAL WITH CABINET, GET A FREE RF MODULATOR.

Save over \$114 at this SPECIAL PRICE: \$499.95 plus post. & insur.

Special 8" Disk Edition Explorer/85 (Save over \$104!) — Includes disk-version Level "A", Level "B" two S-100 connectors and brackets, disk controller, 64k RAM, AP-1 5-amp power supply, Explorer/85 deluxe steel cabinet, cabinet fan, 8" SD/DD disk drive from famous CONTROL DATA CORP (not a hobby brand!), drive cabinet with power supply, and drive cable set-up for two drives. This package includes everything but terminal and printers (see coupon for them). Regular price \$1630.30, all yours in kit at SPECIAL PRICE: \$1499.95 plus post. & insur. Wired and tested, only \$1799.95.

Special! Complete Business Software Pak (Save \$625.00!) — Includes CP/M 2.0, Microsoft BASIC, General Ledger, Accounts Receivable, Accounts Payable, Payroll Package (regular price \$1325), yours now at SPECIAL PRICE: \$699.95.

Please send the items checked below:

- Explorer/85 Level "A" kit (Terminal Version) \$129.95 plus \$3 post. & insur.
- Explorer/85 Level "A" kit (Hex Keypad/Display Version) \$129.95 plus \$3 post. & insur.
- 8k Microsoft BASIC on cassette tape \$64.95 postpaid.
- 8k Microsoft BASIC in ROM kit (requires Levels "B", "D" and "E") \$99.95 plus \$2 post. & insur.
- Level "B" (S-100) kit \$49.95 plus \$2 post. & insur.
- Level "C" (S-100 6-card expander) kit \$39.95 plus \$2 post. & insur.
- Level "D" (4k RAM) kit \$69.95 plus \$2 post. & insur.
- Level "E" (EPROM/ROM) kit \$5.95 plus 50¢ p&h
- Deluxe Steel Cabinet for Explorer/85 \$49.95 plus \$3 post. & insur.
- Fan For Cabinet \$15.00 plus \$1.50 post. & insur.
- ASCII Keyboard/Computer Terminal kit: features a full 128 character set, w&l case, full cursor control, 75 ohm video output, convertible to baudot output, selectable baud rate, RS232-C or 20 ma I/O, 32 or 64 character by 16 line formats, and can be used with either a CRT monitor or a TV set (if you have an RF modulator) \$149.95 plus \$3.00 post. & insur.
- Deluxe Steel Cabinet for ASCII keyboard/terminal \$19.95 plus \$2.50 post. & insur.
- New! Terminal/Monitor: (See photo) Same features as above, except 12" monitor with keyboard and terminal is in deluxe single cabinet, kit \$399.95 plus \$7 post. & insur.
- Hazeltine terminals: Our prices too low to quote — CALL US
- Lear-Siegler terminals/printers: Our prices too low to quote — CALL US
- Hex Keypad/Display kit \$69.95 plus \$2 post. & insur.

- AP-1 Power Supply kit (+8V @ 5 amps) in deluxe steel cabinet \$39.95 plus \$2 post. & insur.
- Gold Plated S-100 Bus Connectors \$4.85 each, postpaid
- RF Modulator kit (allows you to use your TV set as a monitor) ... \$8.95 postpaid.
- 16k RAM kit (S-100 board expands to 64k) \$199.95 plus \$2 post. & insur.
- 32k RAM kit \$299.95 plus \$2 post. & insur.
- 48k RAM kit \$399.95 plus \$2 post. & insur.
- 64k RAM kit \$499.95 plus \$2 post. & insur.
- 16k RAM Expansion kit (to expand any of the above in 16k blocks up to 64k) \$99.95 plus \$2 post. & insur each
- Intel 8085 cpu Users' Manual \$7.50 postpaid.
- 12" Video Monitor (10MHz bandwidth) \$139.95 plus \$5 post. & insur.
- Beginner's Pak (see above) \$169.95 plus \$4 post. & insur
- Experimenter's Pak (see above) \$219.95 plus \$6 post. & insur.
- Special Microsoft BASIC Pak Without Terminal (see above) \$229.95 plus \$3 post. & insur.
- Same as above, plus ASCII Keyboard Terminal With Cabinet, Get Free RF Modulator (see above) \$499.95 plus \$10 post. & insur.
- Special 8" Disk Edition Explorer/85 (see above) \$1499.95 plus \$26 post. & insur.
- Wired & Tested \$1799.95 plus \$26 post. & insur
- Extra 8" CDC Floppy Drives \$499.95 plus \$12 post. & insur
- Cabinet & Power Supply For Drive \$69.95 plus \$3 post. & insur
- Drive Cable Set-up For Two Drives \$25 plus \$1.50 post. & insur

- Disk Controller Board with I/O Ports \$199.95 plus \$2 post. & insur.
- Special: Complete Business Software Pak (see above) \$699.96 postpaid
- SOLD SEPARATELY
- CP/M 1.4 \$100 postpaid
- CP/M 2.0 \$150 postpaid
- Microsoft BASIC \$325 postpaid
- Intel 8085 cpu User Manual \$7.50 postpaid.
- Level "A" Monitor Source Listing \$25 postpaid

Continental U.S.A. Credit Card Buyers Outside Connecticut

CALL TOLL FREE: 800-243-7428

To Order From Connecticut Or For Technical Assistance Call (203) 354-9375

Total Enclosed (Conn res. add sales tax) \$ _____
 Paid By _____
 Personal Check Cashier's Check/Money Order
 VISA Master Charge (Bank No. _____)
 Acct No _____ Exp. Date _____
 Signature _____
 Print Name _____
 Address _____
 City _____
 State _____ Zip _____

NETRONICS Research & Development Ltd.
 333 Litchfield Road, New Milford, CT 06776

LED POWER METER

Uses the popular LM3915 display driver. Features switch selectable peak or average peak power level indication. The front end utilizes precision half wave rectification. LED displays included 30 db (-24 db to +3db) dynamic range.

\$24.95

LED VU/POWER METER

Same as LED power meter but uses NSM series display. Two types NSM 3915 - 30 db (-24 db to +3 db power). NSM 3916 - 23 db (-20 db to +3 db VU).

\$29.95

THE BRUTE 300 WATT AMP

This kit is not recommended for beginners or inexperienced constructors. Power output, 200 watts RMS, 8 ohms, 310 watts RMS, 4 ohm. Input sensitivity, 1V for total output. This kit uses all standard parts and comes complete with instructions and printed circuit board (mono) (transformer required 100 VCT 5 amps is available for \$51.00 #167P100).

P.C. Board \$11.25

COLOUR MODULATOR

This video modulator has been designed to complement the small home computer. It allows the standard colour television to be used as a high quality colour video monitor. Uses state of the art integrated circuit technology. Direct coupling is employed to provide white level compensation in the vestigial sideband output. The gain device of the LM1889's chroma oscillator is used to buffer, level shift, and invert the incoming composite colour input. The signal then passes to the RF modulator where a channel 7 carrier is provided. Requires 12 volt DC for operation.

\$24.95

VIDEO TO RF MODULATOR

Converts a video signal to a RF signal. The RF output terminals connect to the antenna of your TV. Connecting in the video and supplying 5 to 10 volts DC is all that is needed. You turn your channel selector to 4, 5 or 6 (whichever is not used in your area) and tune the adjusting coil for a suitable display.

\$8.95

ASCII KEYBOARD KIT

60 Key complete ASCII character set. Highest commercial quality key switches. Uses a KR2376 ST encoder IC. Output compatible with TTL. Caps lock for upper case alpha characters. Repeat key parity/data invertable. Positive and negative key pressed and strobe signals. Requires +5 volts to +30 volts at 100ma.

\$99.95

ARKON LOGIC PROBE LOGIC I

Easy to build Logic Probe kit. A full performance logic probe. With it, the logic levels in a digital circuit translates into light from the Hi or Lo LED. Pulses as narrow as 300 nano seconds are stretched into blinks of the pulse LED's. Specs - 300K ohm imp Power - 30ma at 5 volts, 40ma at 15 volts, 15 volts max. Max. Speed - 300 nano seconds 1.5 MHz. Input Protection - +50 volts DC continuous, 117 volts AC for 15 seconds (case included).

\$24.95

computers

same way. The problem associated with this is not so much converting it to another form, but trying to figure out when to replace a specific function in another BASIC with TYP. If you have a situation where you want to find the end of a file, you would have something like this in TRS-80/Microsoft BASIC:

```
10 OPEN "I", #1, "STUFF.DAT"
20 IF EOF(1) THEN 50
30 INPUT #1, A
40 . . . . .
50 . . . . .
```

What we are saying here is, if you detect an End of File Marker (EOF) which is a 1A, then go do something else on line 50. Otherwise, READ in the data. What the EOF does is return a (-1) if the end is reached and is true, or a (0) if data is available (false).

The EOF function is used with sequential files, and can't be used to detect the end in a random file. You do that by knowing how much you can put out on a disk then use LOF (Last Output File mark).

Testing for the data value, numeric or string, in TRS-80 BASIC isn't as simple as doing a TYP test in North Star. Here you have to be a little inventive. To demonstrate:


```
10 OPEN "O", 1, "STUFF.DAT"
20 PRINT #1, 1 : REM identify data as numeric
30 PRINT #1, N : REM output actual data
40 . . . . .
```

To input it again:

```
10 OPEN "I", 1, "STUFF.DAT"
20 INPUT #1, N : REM check for identifier
30 IF N = 1 THEN 50 : REM if numeric get rest
40 INPUT #1, NS : REM otherwise read alpha data
50 INPUT #1, D
```

What occurs is a simple test for a condition to determine whether or not the data was a string or numeric in nature. And, depending on the results, read it into the correct variable type. Unfortunately, this takes memory and is simplified using the TYP function.

By now it should be obvious that translation, while not trivial, can be achieved if you sit down and analyze the problem.



"In shutting down the machines, Mr Simms, you don't just pull the plug!"

Send certified cheque, money order, ChargeX, Master Charge...include expiry date, card number and signature. We process only prepaid orders. Minimum order \$10.00 Add 5% (minimum \$2.00) for shipping and handling. Ontario residents add 7% sales tax. All prices subject to change. Dealer inquiries welcome.



409 Queen Street West, Toronto, Ontario Canada M5V 2A5. Tel. (416) 868-1315

CIRCLE NO. 7 ON FREE INFORMATION CARD

computique

computique


computique

TEXAS INSTRUMENTS INCORPORATED electronic calculators

TI 30SP	17.95	
TI 35SP	24.95	
Bus. Anal.	21.95	
BA II Exec. NEW	44.95	
Bus. Card	39.95	
Invest. Anal. NEW	49.95	
TI 55	34.95	
TI 57	54.95	
TI 5100	39.95	
TI 5015	64.95	
TI 5040	89.95	
TI 5135 NEW	79.95	
TI 5142 NEW	124.95	Speak & Spell 59.95
TI 808 41 NEW	62.95	Speak & Read NEW CALL
TI 58C	104.95	Speak & Math NEW CALL
TI 59	209.95	Lang. Tutor NEW 169.95
PC 100C	169.95	Home Comb. 99.4
TI 58/59 Libraries	35.00	Console Only 499.95



THE HP-85!



Complete Enhancements, Peripherals and Accessories

Your **hp** HEWLETT PACKARD Headquarters

HP 33C NEW	89.95	HP 41C NEW	CALL
HP 34C NEW	124.95	HP 85 NEW	CALL
HP 38C NEW	124.95	HP 41CV NEW	CALL
HP 32E	54.95	HP 83 NEW	CALL
HP 37E	59.95		

(714) 549-7373
INFORMATION LINE

(800) 432-7066
TOLL FREE (Within CA)

(800) 854-0523
TOLL FREE (Outside CA)

apf IMAGINATION MACHINE	495.00
apple computer II PLUS (16K)	999.95
apple APPLE III NEW	CALL
SHARP 6200 NEW EXECUTIVE	99.95
5813 NEW SCI PROGRAMMABLE	34.95
5100 NEW LCD ALPHANUMERIC	89.95
5102 NEW FIN PROG	79.95
7000 NEW MEMO WRITER	124.95
CASIO ML 90	49.95
FX 68	27.95

F CHESS CHALLENGER "7"	99.95
SENSORY CHESS CHALLENGER "8" NEW	129.95
A 800 (16K) STARTER SYSTEM	899.95
ATARI 1000	109.95
CODE-A-PHONE 1750 NEW	269.95
ESB X-10 TIMER NEW	59.95
CONTROLLER COMMAND	33.95

ALSO: CANON, TOSHIBA, NSC, SEIKO, MATTEL, PEARLCOORDER, ITT, GTE, AND MANY OTHERS. ALL AT GREAT PRICES!!

WE WILL MEET OR BEAT ANY COMPETITOR'S ADVERTISED PRICE ON MOST ITEMS IF HE HAS THE MDSE. ON HAND. VISA, MASTERCARD, MONEY ORDER, PERS. CK. (14 WRK. DAYS TO CLR.), COD ACCEPTED. MIN. \$4.95 SHIPPING U.S.A. AIR ON REOST. CAL. RES. ADD 6% SALES TAX. ALL MDSE. SUBJ. TO AVAIL. PRICES SUBJ. TO CHANGE. POPEL-Mat

MAIL & PHONE ORDERS ONLY

computique

WRITE OR CALL FOR FREE CATALOG

Send orders to:

3211 SO. HARBOR BLVD. SANTA ANA, CA 92704 NEWPORT (714) 549-7373	WEST LOS ANGELES (213) 8200423 TARZANA (213) 705-7507	MID-WILSHIRE (213) 385-7777 LAWDALE (213) 370-5795	PASADENA (213) 795-3007 BREA (714) 990-6600
---	--	---	--

PROFESSIONAL DISCOUNTS

CIRCLE NO. 12 ON FREE INFORMATION CARD

COMPUTER SOURCES

By Leslie Solomon
Senior Technical Editor

Hardware

S-100/C Bus. The Model IOP I/O processor, used with the S-100 bus incorporates a Z-80A, 16K of RAM and up to 32K of PROM. It can be used stand-alone or as a satellite processor on the S-100 bus. It can also be used to interface the S-100 to peripherals via a new bus, called "C-bus," which operates independently of the S-100. To the host processor, the IOP appears as two output and two input ports, whose base addresses are switch selectable. The IOP can interrupt the host with a preprogrammed interrupt vector. A daisy-chain connector is used for prioritizing the interrupt. \$695. Address: Cromemco Inc., 280 Bernardo Ave., Mountain View, CA 94043 (Tel: 415-964-7400).

Multi-User I/O. The INO-288 Multi-User Serial I/O Board was designed for S-100 systems where up to 8 additional serial I/O ports are required. The device is also available with four channels expandable to 8. All ports are fully programmable, using the 8251A programmable communication interface. Each port supports RS-232C with full handshaking, and can operate asynchronously or synchronously with 16 selectable baud rates, and can be interrupt driven. \$435 for 4-channel version, \$715 for 8-channel version (less the personality boards). Address: Measurement Systems and Controls, 867 North Main St., Orange, CA 92668 (Tel: 714-633-4460).

Hardware Catalog. Called "The Engineers Guide to Microcomputing Packaging," this brochure covers plug-in prototype boards, racks, and accessories for S-100/IEEE 696, Apple II, Pet, Expandamem, Super-kim, STD bus, Motorola Exorciser, Rockwell AIM, TI980, DEC LSI-11, PDP-8, Heath H-11, Intel SBC 80, and National BLC Series 80. Address: Vector Electronic Co., 12460 Gladstone Ave., Sylmar, CA 91342 (Tel: 213-365-9661).

Low-Cost EPROM Programmer. One of the most useful items for any serious computer user is a means of permanently saving important programs. The low-cost EPROM Programmer kit consists of a finished pc board and full documentation. The completed programmer connects to a parallel port

and the programming verifies that the EPROM is erased and programmed with new data, checks that the data is correct, and allows transfer of data to system RAM. Documentation is available for 6800, 6809, 8080/8085/Z80, and 6502 in the near future. Specify processor when ordering. \$15. Address: Micro Technical Products, 814 W. Keating Ave., Mesa, AZ 85202 (Tel: 602-839-8902).

Apple Printer Interface. The Model 7728 Printer Interface enables an Apple II to operate the Integral Data Paper Tiger, Okidata Microline 80, Microtek MT-80P, MPI 88T, as well as Centronix printers. An on-board ROM provides all driver firmware. Users who choose to develop their own drivers may replace the ROM with RAM. The 7728 resides in any Apple slot, and supports the interface daisy chain, and daisy chain pass through. The interface includes an 8-bit data output bus, four status inputs, data strobe and acknowledge handshakes, and printer reset signal. \$119.95. Address: California Computer Systems, 250 Caribbean Dr., Sunnyvale, CA 94086 (Tel: 408-734-5811).

OS Light Pen. A deluxe version of the Lewis Computer System light pen kit features a coiled cord and Kwik-disconnect plug. It is designed for use with



Ohio Scientific computer systems. \$29.95. Address: Faragher Associates, Inc., 7635 West Bluemound Rd., Milwaukee, WI 53213 (Tel: 800-558-0870).

Music Sweetener. This device is a low-pass filter designed to improve the quality of commercial and home-brew music synthesizers. It attenuates unwanted high-frequency sampling noise four times better than an audio system treble control. The device is connected between the music peripheral and the audio system. \$39.95 plus \$2 shipping/handling. Address: Newtech Computer Systems Inc., 230 Clinton St., Brooklyn, NY 11201 (Tel: 212-625-6220).

Atari Memory. The Mosaic 32K RAM Board can be used to add 32K of memory to both the Atari 400 and 800 systems. It enables the 400 owners to use disk drive. With the additional 32K of RAM, Atari owners can use disk

WANT AUTO-RANGING?



AWS EZ 6100

AND...

- An unprecedented five-year warranty
- Pricing as low as \$105
- 3 1/2 digit display
- Autoranging on Volts and Ohms
- Continuity buzzer (Model EZ 6100)
- Range hold (Model EZ 6100)
- Autopolarity
- Automatic indication, unit and signs
- Feather touch button to select AC/DC - Lo Ω / Ω function
- Low battery warning sign
- Safety fused

EZ 6100	
DCV 0-1050	5-Autoranges
ACV 0-600	4-Autoranges
DCMA 0-200	2-Ranges
ACMA 0-200	2-Ranges
Ω 0-2000K Ω	5-Autoranges
Low Power Ω	0-2000K Ω
4-Autoranges Plus Continuity Buzzer	
EZ 6200	
DCV 0-1000	5-Autoranges
ACV 0-600	4-Autoranges
DCMA 0-200	1-Range
ACMA 0-200	1-Range
Ω 0-2000K Ω	5-Autoranges
Low Power Ω	0-2000K Ω
4-Autoranges	

- Order AWS EZ 6200... \$105
- Order AWS EZ 6100 with continuity buzzer and range hold \$142
- Order AWS C-30 Ever-Ready carrying case \$20
- For ordering information call toll-free: 800-645-5398 (N.Y., Hawaii, Alaska call collect 516-231-7050).

A.W. SPERRY INSTRUMENTS INC.

The Measurable Advantage.

245 Marcus Blvd., Hauppauge, N.Y. 11787

CIRCLE NO. 61 ON FREE INFORMATION CARD

disk; 14-character symbolic labels; concatenated constant declarations for octal, decimal, hex, binary and string constants; paged listings with page, title, subtitle and space pseudo-ops; sorted symbol table; and direct assembly to memory. \$82. Address: Misosys, 5904 Edgehill Dr., Alexandria, VA 22303 (Tel: 703-960-2998).

EE Programs for TRS-80. Designed for electrical engineering calculations, the E3M Fault Current program uses per-unit calculation and permits an unlimited number of bus voltage levels, panels, and branches. Three-phase symmetrical voltage and fault currents are calculated at any point with or without line voltage drop. Files include characteristics of oil-filled and dry transformers, circuit breakers, switches and all common copper and aluminum busways, wire, and ducts. All varieties of mixed resistive and reactive loads are accepted. The EM5 Lighting Design program calculates the number, spacing, and location of luminaires for a desired level of illumination in up to 100 rooms. Thirty or more projects can exist, and all pertinent data is made available. Address: R.S. McClintock, Box 430980, Miami, FL 33143 (Tel: 305-666-1300).

Deathmaze 5000. Written for the TRS-80. Level II 16K machine, this program is a three-dimensional adventure based on activities within a five-story building. All you have to do is try to get out alive. Address: Med Systems Software, Box 2674, Chapel Hill, NC 27514.

Word Processor. Written in 8080 machine language and designed to run under CP/M, Spellbinder word processor includes automatic word wrap, print formatting, proportional spacing, screen editing, justification block text manipulation, insertion, deletion, typeovers, search and replace, and emphasis/special characters. It also provides mailing list/label, sort/merge, text/merge and legal numbering functions. The user can create special Macro Programs to fit any individual need. Address: California Pacific Computer Company, 2601 Blackburn, Davis, CA 95616. (Tel: 916-756-2921).

OSI Software. HEXDOS 2.3 is a disk operating system designed for use with ROM BASIC. Requiring only 2K, HEXDOS supports a real-time clock, named disk files, trace and single stepping, tone generator, multiple data files, editing, program chaining, interactive disassembler, etc. \$27.50. FOCAL-65 for the 6502 allows programs 2 to 3 times more compact than similar BASIC programs. It has 9-digit floating-point arithmetic, and string-handling, all in 8K. \$49.50. Address: The 6502 Program Exchange, 2920 West Moana, Reno, NV 89509. ◇

\$28

ONE OF THE
Finest Pen Watches
in the World
at the Lowest Price!



SOLD BY OTHERS FOR \$69.95

The Original **ARTRON** Pen/Watch

The pen/watch is not a revolutionary new product. It has been on the market now for years. Unfortunately, from our experience, almost all were novelty-looking in appearance and cheaply constructed. Comparable pen/watches sell for \$60 and more.

UNTIL NOW!

We engage in world trade. Being in the import/export business, we are aware of a countries outstanding products. The Artron Pen is sold worldwide and THE EGBERT CO. is the largest distributor of them in the U.S. Since we buy thousands at a time direct from the manufacturer, we can offer the Artron Pen/Watch at \$28 ... a truly wholesale price.

A UNIQUE COMBINATION

The Artron is an accurate, easy-to-read time-piece, combined with a quality writing instrument. The 100% stainless steel construction and classic styling of the Artron Pen/Watch offers you the quality of the undisputed leaders, such as Cross and Schaeffer, with the addition of an accurate LCD watch (accurate to ± 15 sec. a month). The finest quartz digital watches have comparable accuracies usually somewhere between ± 15 to ± 5 sec. a month.

THE WATCH

The LCD display constantly shows you the hour and minutes without any awkward button pushing. When you need the month and day, you just depress the top of the pen once or twice for seconds. An additional push returns it to the time. The watch is powered by a tiny silver oxide Eveready 392 battery that lasts about two years and is easily replaced.

THE ULTIMATE
PRACTICAL
GIFT



The Egbert Co.
11055 Sunser Blvd.
Los Angeles, CA 90049

Your Artron Pen/Watch comes with full instructions, a one year manufacturer's guarantee against defects and its battery in place. Included with every Pen/Watch is the beautiful presentation case shown. When you receive your Artron Pen/Watch, use it constantly for three full weeks. If, after you've thoroughly tested it, you don't agree that your

CONTINUOUS	1st PRESS	2nd PRESS
TIME READOUT	MONTH DAY	SECONDS


Artron Pen/Watch represents a major breakthrough in price, quality and value, send it back.

We'll refund your entire investment, including the delivery charge. You can't lose ... we guarantee it.

Time is of the essence.

We can only guarantee the continuation of this introductory price for a short time.

ORDER TODAY!



©1980 Egbert Co.

The Egbert Company, Dept. PE1
11055 Sunser Blvd. • Los Angeles, CA. 90049

RUSH the following Pen/Watches to me by first class insured mail:

- Stainless Steel Model \$28 (2 for \$52)
 - Gold Plated model \$38 (2 for \$70)
 - A Generous 5 Micron
 - Deluxe Stainless Steel & Gold Plated models. Both for \$62
- plus \$1.50 postage & handling per order.
Calif. add 6% sales tax

Enclosed find check or money order for \$_____ Charge to my Visa Master Charge

Card # _____ Exp. Date _____

Name: _____

Address: _____

City/State/Zip: _____

For credit card orders only, call TOLL FREE, 24 hours, 7 days: 800-824-7880.

Ask for operator 107.

In Calif.: 800-852-7777 • In Alaska/Hawaii: 800-824-7919

CIRCLE NO. 18 ON FREE INFORMATION CARD

BUY ONE of these great professional books when you join the



THE BYTE BOOK OF PASCAL Edited by Blaise W. Liffick. 340 pp., illus. In this timely book you get up-to-date *Byte* articles on the subject—from a general introduction to system hardware—from top experts in the field. Includes two versions of a Pascal compiler, one written in BASIC and the other in 8080 assembly language ... a p-code interpreter written in both Pascal and 8080 assembly language ... Pascal vs. COBOL ... a chess-playing program ... an APL interpreter ... and more.

789/673 Pub Pr., \$25.00 Club Pr., \$19.95

AUTOMATIC DATA PROCESSING HANDBOOK. Edited by The Diebold Group. 976 pp., 269 illus. Written by a staff of internationally recognized authorities on ADP, this comprehensive handbook explains systems, programming and the languages, communications processes, and the design and installation of today's computers.

168/075 Pub Pr., \$44.95 Club Pr., \$31.50

SOFTWARE ENGINEERING Edited by Randall W. Jensen and Charles C. Tonies. 580 pp., illus. This book examines all phases of software engineering. It provides an integrated treatment of the true foundations of effective project management and also serves as a dependable guide for designing better programs, implementing them more efficiently, and protecting them from theft or misuse.

788/367 Pub Pr., \$27.50 Club Pr., \$19.95

THE GIANT HANDBOOK OF COMPUTER PROJECTS By the Editors of 73 Magazine. 504 pp., 217 illus. This book shows you how to build computer equipment from scratch—either as a hobby in itself or as part of another interest such as amateur radio or electronics. The book starts with the fundamental and then covers such projects as computer games, a bionic clock, a computer-controlled thermometer, and much more.

582012-9 Pub Pr., \$15.95 Club Pr., \$13.50

PRINTED CIRCUITS HANDBOOK. Edited by C. F. Coombs, Jr. 2nd Ed., 634 pp., 595 illus. Covering the subject of printed circuits from the design's idea to final acceptance, this enormously well-received work includes double-sided plated boards through printed boards and also the major variations such as multilayer and flexible circuits.

126/089 Pub Pr., \$32.50 Club Pr., \$24.50

ELECTRONICS ENGINEERS' HANDBOOK. Editor in Chief, D. G. Fink. 2,104 pp., 2026 illus. Brings together in one instant-reference volume the essential principles, data, and design information known today on the components, circuits, equipment, and systems of all the various specialties that make up modern electronics.

209/804 Pub Pr., \$57.50 Club Pr., \$40.50

PRINCIPLES OF INTERACTIVE COMPUTER GRAPHICS. By William M. Newman and Robert Sproul. 2nd Ed., 544 pp., illus. Now in a revised, updated Second Edition, this is a volume that has long been THE standard source of information for designers!

463/387 Pub Pr., \$26.95 Club Pr., \$20.95

BIT-SLICE MICROPROCESSOR DESIGN. By John Mick and Jim Brick. 398 pp. All in one place—the crucial information you've been needing about the 2900 family of bit-slice microprocessor components. This remarkable "first" designs right before your eyes not just one but two complete 16-bit machines!

417/814 Pub Pr., \$18.50 Club Pr., \$14.50

MICROPROCESSOR INTERFACING TECHNIQUES. By Rodney Zaks and Austin Lesca. 3rd Ed., 456 pp., with 405 illus., diagrams, and tables. With the availability of LSI interface chips and the easy-to-follow guidelines in this text, designing an entire system can be almost simple! The book includes input/output techniques for communicating with the external world ... a survey of the latest interface chips ... guidelines to interface the CPU to major peripherals ... a detailed case study of real 32-channel multiplexer ... tools for troubleshooting microprocessor systems ... and much more!

582050-1 Pub Pr., \$25.00 Club Pr., \$19.95

BE SURE TO CONSIDER THESE IMPORTANT TITLES AS WELL—

16 BIT MICROPROCESSOR ARCHITECTURE. By T. Doehciff. 582003-K Pub. Pr., \$24.95 Club Pr., \$19.95

INFORMATION RETRIEVAL SYSTEMS: Characteristics, Testing and Evaluation, 2/e. By F. W. Lancaster. 582000-5 Pub. Pr., \$22.95 Club Pr., \$17.95

MICROPROCESSORS ARCHITECTURE AND PROGRAMMING. By W. F. Leahy. 784/512 Pub. Pr., \$18.50 Club Pr., \$18.50

DATA BASE COMPUTERS. By O. H. Bray & H. A. Freeman. 582042-0 Pub. Pr., \$19.95 Club Pr., \$16.95

ELECTRONICS DICTIONARY. By J. Markus. 404/313 Pub. Pr., \$24.50 Club Pr., \$19.50


SOFTWARE PSYCHOLOGY: Human Factors In Computer and Information Systems. By B. Shneiderman. 789/797 Pub. Pr., \$24.95 Club Pr., \$18.95

ANALOG SYSTEMS FOR MICROPROCESSORS AND MINICOMPUTERS. By P. H. Garrett. 786/496 Pub. Pr., \$18.95 Club Pr., \$14.95

HANDBOOK OF MICROCIRCUIT DESIGN AND APPLICATION. By D. F. Stout & M. Kaufman. 617/961 Pub. Pr., \$34.50 Club Pr., \$25.50

MICROPROCESSORS/MINICOMPUTERS SYSTEM DESIGN. By Texas Instruments, Inc. 637/58X Pub. Pr., \$24.50 Club Pr., \$19.50

DATA BASE DESIGN. By G. Wiederhold. 701/30X Pub. Pr., \$25.95 Club Pr., \$19.95



and GET ONE FREE (values up to \$60.00) COMPUTER PROFESSIONALS' BOOK CLUB

MICROCOMPUTER INTERFACING By Bruce Artwick, 352pp., 117 illus. In this up-to-date, complete design guide you'll find the detailed descriptions and explanations necessary to enable you to select, build, and interface microcomputer systems to virtually all applications. Advanced interface devices and methods are thoroughly examined and illustrated, with emphasis on design procedures, optimization, performance, and reliability. 789/436 Pub Pr., \$21.95 Club Pr., \$16.95

PROGRAMMING THE 6502 By Rodney Zaks, 2nd Ed., 388 pp., illus., softbound. A "must" reference work in its original edition, this second edition has been increased by almost 100 pages, with material added to the introductory chapter and to the chapter containing advanced information on data structures. Formulas, diagrams, tables, and practical examples on almost every page make its contents easy to grasp—and a solid refresher for computer professionals who wish to double-check basics or any specific 6502 features. 582048-X Pub Pr., \$12.95 Club Pr., \$10.95

ELECTRONIC GAMES, Design, Programming and Troubleshooting. By W. H. Buchsbaum and R. Mauro. 335 pp., 338 illus. Information you need to design, program, and troubleshoot electronic games is right here in this widely popular hands-on guide. 087/210 Pub. Pr., \$21.50 Club Pr., \$16.50


PROGRAMMING THE Z80 By Rodney Zaks 624 pp., with diagrams, tables, and exercises. Whether you are already familiar with programming or have never programmed at all, you'll gain a firm understanding of the Z80 with this book. It describes all concepts in simple yet precise terms—building progressively towards more complex techniques. 582049-8 Pub Pr., \$14.95 Club Pr., \$12.70

COMPUTER DICTIONARY AND HANDBOOK. By Charles and Robert Sippl. 624 pp., illus. This handy reference/guide defines and explains a wide range of computer procedures, products, problems, and applications. Appendixes provide a "state-of-the-art" guide to essential computer concepts. 582079-X Pub. Pr., \$29.95 Club Pr., \$24.95

MICROPROCESSOR PROGRAMMING AND SOFTWARE DEVELOPMENT By F.G. Duncan, 320 pp., with diagrams, tables, and index. For the experienced professional who's a newcomer to microprocessors... this is the introduction to microprocessor programming you've been hoping for! One careful step at a time, the author tracks through his subject with thoroughness and clarity. The detailed discussion is based on four widely used processors—the Motorola 6800, Intel 8080 and 8085, and Zilog Z80. 582069-2 Pub Pr., \$28.00 Club Pr., \$21.50

SOFTWARE DEBUGGING FOR MICRO-COMPUTERS. By Robert C. Bruce. 351 pp., illus. In jargon free language, the author takes you through fundamental methods for finding errors, glitches, and faults in programs... goes on to more complex techniques for tracking down and exterminating program bugs... and then combines these techniques into a complete debugging plan for finding and correcting errors in large, segmented programs. 582075-7 Pub Pr., \$18.95 Club Pr., \$14.25

MICROPROCESSOR APPLICATIONS MANUAL. By Motorola Semiconductor Products, Inc. 720 pp., illus., 8 1/2 x 11 format. With nuts-and-bolts practicality, this manual by the Motorola people (who should know) gives you detailed applications information on microprocessors and assumes no prior knowledge on your part about MPUs. 435/278 Pub Pr., \$42.50 Club Pr., \$29.50



ENCYCLOPEDIA OF COMPUTER SCIENCE. Edited by Anthony Ralston and C. L. Meek. 1,500 pp., 60 illus., 100 charts, 7 x 10 format. This first and only in-depth coverage of the entire field of computer science in a single volume is comprehensive and completely up to date. 769/01X Pub Pr., \$60.00 Club Pr., \$39.95

PROGRAMMING LANGUAGES. By Allen B. Tucker, Jr. 439 pp., illus. Gives you not only the principles of design but the applications of six major programming languages. Shows you their strengths and weaknesses in solving various representative "benchmark" problems. 654/158 Pub. Pr., \$23.95 Club Pr., \$16.95

PERSONAL COMPUTING: Hardware and Software Basics ELECTRONIC BOOK SERIES. 224 pp., 175 illus., outsized 8 1/2 x 11 format Gives you comprehensive guidance to the present state of the art in personal computers—an overall survey of the technology, and methods available to perform various tasks, facts about the work others are doing—and just how they are doing it. 191/514 Pub. Pr., \$19.50 Club Pr., \$15.50

Choose any one of these books at the special club discount, and select any other as your gift Free of Charge when you enroll

Why YOU should join now!

- **BEST BOOKS IN YOUR FIELD**—Books are selected from a wide range of publishers by expert editors and consultants to give you continuing access to the latest books in your field.
- **BIG SAVINGS**—Build your library and save money too! We guarantee savings of at least 15% off publishers' list prices on every book. Usually 20%, 25% or even higher!

• **BONUS BOOKS**—You will immediately begin to participate in our Bonus Book Plan that allows you savings between 70-80% off the publisher's price of many books.

- **CONVENIENCE**—14 times a year you receive the Club Bulletin FREE, fully describing the Main Selection and alternate selections, together with a dated reply card. If you want the Main Selection, you simply do nothing—it will be shipped automatically. If you want an alternate selection—or no book at all—you simply indicate it on the regular reply card and return it by the date specified. You will have at least 10 days to decide. If, because of late mail delivery of the Bulletin you should receive a book you do not want, just return it at the Club's expense.

As a Club member, you agree only to the purchase of four books (including your first selection) over a two-year period.

Computer Professionals' Book Club

P.O. Box 582, Hightstown, New Jersey 08520

Please enroll me as a member and send me the two books indicated, billing me for my first selection only at the discounted member's price, plus local tax, postage and handling. If not satisfied, I may return the books within 10 days and my membership will be canceled. I agree to purchase a minimum of 3 additional books during the next 2 years as outlined under the club plan described in this ad. Membership in the club is continuous but cancellable by me any time after the four book purchase requirement has been fulfilled.

Write Code # of
FREE selection here

Write Code # of
FIRST selection here

Orders from outside the U.S. must be prepaid with international money orders in U.S. dollars

Charge my VISA MASTER CHARGE* Exp Date _____

Credit Card # _____ *MC Bank # _____

Signature _____

Name _____

Address _____

City, State, Zip _____

Corporate Affiliation _____

This order subject to acceptance by McGraw-Hill. All prices subject to change without notice. Offer good only to new members. A postage and handling charge is added to all shipments. P39500

Educator, Entertainer, Accountant.

Your Challenger Personal Computer.

Through the miracle of modern technology, a complete computer as powerful as the multimillion dollar room-sized computers of a few years ago can be put in a package the size of a typewriter and sells for as little as a color television set!

Through its years of microcomputer experience, Ohio Scientific has effectively channeled this tremendous computer power into a "friendly" computer with hundreds of personal uses, via a huge software library of programs for a broad range of personal, home, educational and business use.

This available software allows you to use and enjoy your computer without becoming an expert. The Challenger, however, is a powerful, general purpose computer which can be programmed in several languages by those who choose to.

Here are just a few of the popular uses of an Ohio Scientific Challenger Computer:

Education

The personal computer is the ultimate

educational aid because it can entertain while it educates. Software available ranges from enhancing your children's basic math, reading and spelling ability, through tutoring high school and college subjects, to teaching the fundamentals of computers and computer programming.

Entertainment

Many of the Challenger's games educate while they entertain, from cartoons for preschoolers to games which sharpen mathematical and logical abilities. But, entertainment doesn't stop here. The Challenger's graphics capabilities and fast operation allow it to display action games with much more detail than the best video games, providing spectacular action in games such as Invaders, Space Wars, Tiger Tank and more! All popular sports such as golf, baseball and bowling are available as simulated computer games as well as many conventional games such as chess where the computer plays the role of a formidable opponent.

Accounting

Your Challenger computer can keep track of your checkbook, savings account, loans, expenses, monitor your calorie intake and your biorythms.

If you are involved in a business, you can use it to do word processing, accounting, inventory control, order processing, customer lists, client records, mailing labels and planning.

And more:

This may seem like a lot of uses, but it's only the tip of the iceberg for a general purpose computer. For example, your Challenger can be expanded to control lights and appliances, manage your energy usage and monitor for fire and break-ins. Furthermore, it can communicate with you, with other computers and the new personal computer information services over the telephone.

In fact, the uses of general purpose, personalized computers are expanding daily as more and more people discover the tremendous capabilities

of these new technological wonders.

Ohio Scientific offers you four personalized computer systems starting at just \$479.



For a free catalog and the name of the dealer nearest you, call 1-800-321-6850 toll free.

OHIO SCIENTIFIC

a **MSI** Company

1333 SOUTH CHILLICOTHE ROAD
AURORA, OH 44202 • [216] 831-5600

CIRCLE NO. 46 ON FREE INFORMATION CARD

www.americanradiohistory.com

BEEP!

A LOOK AT POCKET PAGERS


How these lightweight, pocket-sized radio devices can keep you as close to home base as the nearest telephone

MELODIC audio beeps from a pocket-size, battery-powered paging receiver are alerting perhaps one-million subscribers in the U.S. to call their office or home. And the numbers are growing dramatically as more and more people become aware of the convenience and modest cost of radio pagers.

New types of pagers are constantly being developed to increase convenience and reliability and to meet new demands of subscribers. Many paging companies are combining their services to provide the subscriber with wider-ranging coverage. Already, with some services, it has become possible for the subscriber to travel from one city to another without a break in coverage. At least one paging network offers New York-to-Los Angeles coverage even now; its success has prompted others to follow suit. In the very near future, therefore, we can expect to see paging-service coverage that crisscrosses the nation from coast to coast and border to border.

What is a Pager? The basic radio pager is a simple one-way communication device that emits audio sounds when it detects the proper sequence of selective tone signals sent by a dispatcher. The recipient must then telephone the signal originator to get a message.

The typical pager is hardly larger than a package of cigarettes and weighs



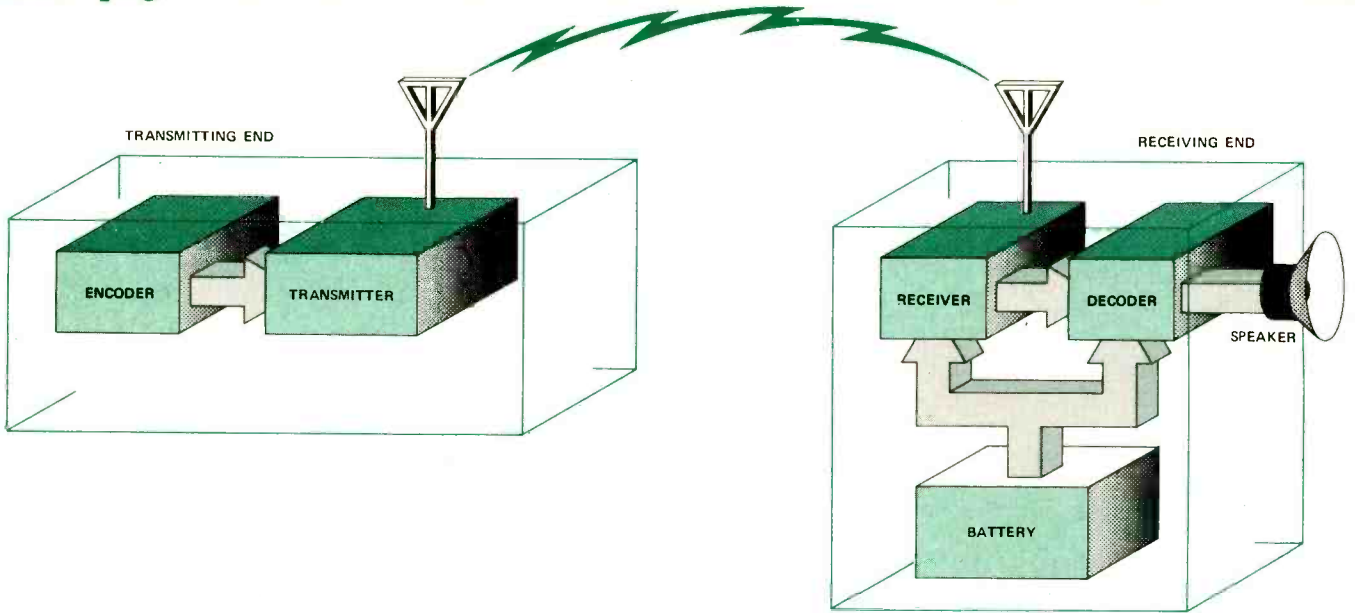


Fig. 1. Block diagram of a basic paging system made by Motorola.

4 to 6.5 ounces, including battery. Therefore, it's easy to carry it in a jacket pocket or clipped to a belt.

Unlike a pocket radio, a radio pager has selective tone circuits built into it, allowing only the person or persons being paged to receive the audio alert. Though all pagers in a given network and on the same frequency band inter-

cept a transmitted call signal, only the pager with the appropriate call code is keyed, and only his audio circuit is activated. The beeper operates until the wearer presses a reset button.

To send out the proper code, the originator of a call must dial on an ordinary telephone a seven-digit number that's unique to the particular radio pager.

This accesses the paging service, where automatic equipment generates the proper call code. One can also rent equipment from the telephone company that requires only pressing a button to automatically send the tones over the air. The call between the originator and the paging company providing the service is billed as a regular telephone call.

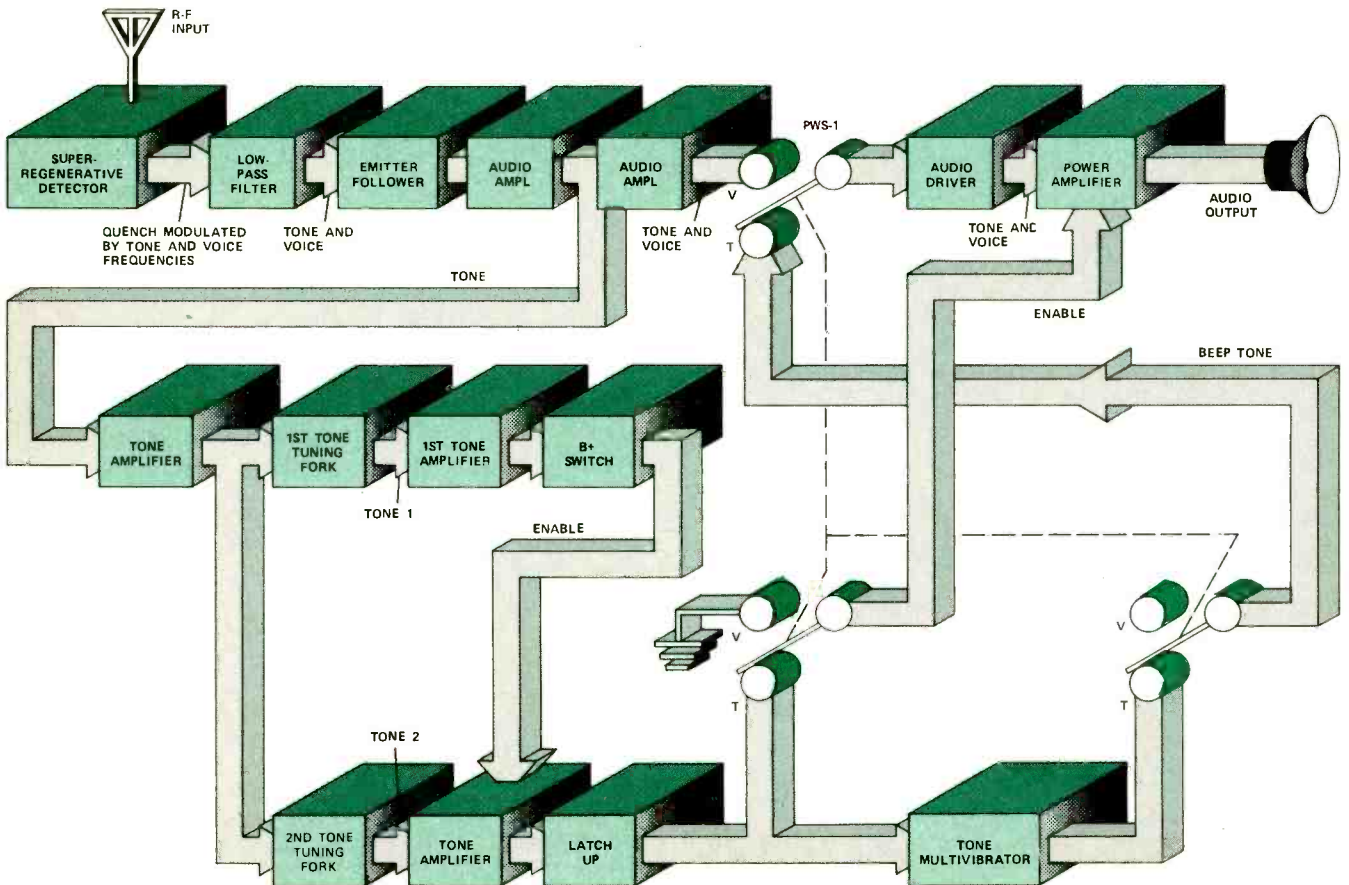


Fig. 2. Operational diagram of Model R-2 Receiver made by Bogen Div. of Lear-Siegler.

TABLE I—CODE CHANNEL TABLE

First Digit of Code	Second Digit of Code	Third Digit of Code
1	1 thru 0: Ch. 11 thru 20 (1st Tone)	1 thru 0: Ch. 26 thru 35 (2nd Tone)
2	1 thru 0: Ch. 11 thru 20 (2nd Tone)	1 thru 0: Ch. 26 thru 35 (1st Tone)
3	1 thru 0: Ch. 21 thru 30 (1st Tone)	1 thru 0: Ch. 36 thru 45 (2nd Tone)
4	1 thru 0: Ch. 21 thru 30 (2nd Tone)	1 thru 0: Ch. 36 thru 45 (1st Tone)
5	1 thru 0: Ch. 11 thru 20 (1st Tone)	1 thru 0: Ch. 36 thru 45 (2nd Tone)
6	1 thru 0: Ch. 11 thru 20 (2nd Tone)	1 thru 0: Ch. 36 thru 45 (1st Tone)
7	1 thru 0: Ch. 11 thru 20 (1st Tone)	1 thru 0: Ch. 46 thru 55 (2nd Tone)
8	1 thru 0: Ch. 11 thru 20 (2nd Tone)	1 thru 0: Ch. 46 thru 55 (1st Tone)
9	1 thru 0: Ch. 21 thru 30 (1st Tone)	1 thru 0: Ch. 46 thru 55 (2nd Tone)
0	1 thru 0: Ch. 21 thru 30 (2nd Tone)	1 thru 0: Ch. 46 thru 55 (1st Tone)

Most radio pagers currently in use are tone-only devices that indicate to the wearer that he's being paged by sounding a tone. A new variation of the pager, however, provides both tone and voice paging capability. As its name implies, the tone-and-voice pager beeps to alert its wearer that a voice message follows.

For situations in which a subscriber must routinely call either of two locations—a doctor might call his office or his hospital—there is a pager designed to respond to either of two call codes. Each code combination sounds a distinctly different beep alert.

Another model unobtrusively alerts its wearer by using a vibrating action rather than a beep tone. This type can be worn where a beep tone might prove indiscreet. More important, the vibrating beeper is suitable for environments where ambient noise might drown out a beep tone.

While most paging is directed to individuals, a few situations require a group of people to be alerted simultaneously. To meet the demands of, say, volunteer fire departments or emergency medical teams for simultaneous paging, manufacturers have developed the "group-call" pager. Similar to standard tone-alert pagers, group-call pagers generally have a unique call code to permit individual alerts and a second call code shared by every pager in the group. Of course, each group has its own group-call code so that only its members will be alerted.

Radio pagers exist that are even more sophisticated. Among these are two models, developed by Multitone Electric Co., that offer numeric displays in addition to audible alerts and are no larger than an ordinary tone-alert model. Appropriate coding by the paging service will activate a numerical sequence specified by the originator of the message. The displayed numbers can be assigned meanings, such as what telephone number to call, what job is to be performed next, etc.

Radiofone Corp., one of the larger paging service organizations, has also been working with pager manufacturers

on two models that may eventually permit alphanumeric messages to be displayed. One would display the number of the caller; the other, now being readied for field testing, will be able to receive a message of up to 50 words that would appear line by line.

TABLE II—CHANNEL FREQUENCY TABLE

Channel	Frequency (Hz)
11	2704
12	2612
13	2523
14	2437
15	2354
16	2274
17	2196
18	2121
19	2049
20	1980
21	1912
22	1847
23	1784
24	1723
25	1664
26	1608
27	1553
28	1500
29	1449
30	1400
31	1352
32	1306
33	1261
34	1219
35	1177
36	1137
37	1098
38	1061
39	1025
40	990
41	956
42	923
43	892
44	862
45	832
46	804
47	776
48	750
49	725
50	700
51	676
52	653
53	631
54	609
55	588

Technical Details. A radio pager is capable of receiving and decoding signals radiated from a call-service transmitter, but has no transmitting facilities of its own (Fig. 1).

Besides a radio transmitter, which is obviously necessary, the transmitting section includes an encoder, whose purpose is to generate the unique call (tone) frequencies for any desired pager in the network. The encoder contains a crystal-controlled tone oscillator. Voice output, when used, is fed to the transmitter via a preamplifier module.

The information given in Tables I and II, taken from the Reach Electronics manual, will help show how the encoder selects a specific pager within a network. Assume that the pager to be contacted is keyed to respond to the call code 324. Start by locating the number 3, the first digit of the code, in the left column of Table I. In the second column of row 3, the numbers 1, 2, 3, . . . 0 correspond to channels 21 through 30. Therefore, the second digit of the call code (2) corresponds to channel 22. In the third column of row 3, the last digit of the call code, 4, corresponds to channel 39. We can now determine from the selected channels what tone frequencies must be transmitted to activate the beeper with the call code 324.

Referring now to Table II, it is seen that channel 22, specifying the first tone frequency, corresponds to 1847 Hz. Similarly, channel 39 indicates that the second call-tone frequency is 1025 Hz. Once these two tone frequencies are determined, a timer circuit is necessary to space the tones very precisely. For example, in the GE paging system, the first tone is sent for one second, followed by 180 ms of silence before the second tone is sent. In this system, signalling tone frequencies must be within $\pm 2\%$ of the bandwidth, and the on-time of each tone must be precise.

To obviate problems of intelligibility with voice transmissions, voice-synthesis circuits are used in some transmitters. The final radio transmitter and antenna are fairly conventional.

Receiving circuitry is conventional except that the pager also contains a decoder (Fig. 2). The first stage is typically a superregenerative circuit that detects and amplifies all incoming r-f signals in the receiver bandpass. Detection is also accomplished by this stage. Output from the detector is a high quench frequency in the audio range, with a low-frequency tone or voice signal superimposed on it. Low-pass filtering removes the quench frequency, after which the tones are separated and analyzed by narrow, crystal-controlled

pocket pagers

bandpass filters. Finally, if the filters "recognize" the audio-frequency code tones, an audio driver and power amplifier are energized.

Radio pagers generally are assigned to operate in only one of four frequency bands, depending on the type of service the subscriber requires. The low vhf band from 30 to 50 MHz is usually used for on-site coverage of a facility, such as a factory or construction site. For wider coverage, one might choose a pager designed to operate on the high vhf band between 132 and 174 MHz. For even

greater coverage, usually obtained through the use of multiple antennas at the call service's facility, a uhf pager that operates between 406 and 420 MHz would prove to be a better choice. Finally, when signal saturation is desired on floors of buildings and in basements in metropolitan areas where there are many tall buildings, a uhf pager that operates in the 420-to-512-MHz range would be required.

Until last year, these were the only bands available for paging services. In mid-1980, however, Motorola an-

nounced the availability of a tone-and-video pager designed to operate at 800 MHz. The new Dimension IV pager from Motorola operates in the 851-to-866-MHz band and is available to only those subscribers who qualify for their own frequencies. This pager is said to be compatible with existing 800-MHz base-station (call-service) equipment and encoders.

Highly efficient integrated circuitry has reduced power demands to where a single AA-size mercury battery will keep a pager operating for almost seven weeks. This eliminates the bulky, heavy nickel-cadmium batteries used in early pagers and the need for daily recharges as well. Higher-efficiency circuits are only a part of the battery long-life story. New circuits such as those used in the Multitone and Motorola pagers automatically switch off the major portions of the pager's circuit in the absence of calls, switching them on again when there is an incoming call.

What Paging Costs. Most radio-call companies offer a choice of two plans for their paging services. Under one plan, a monthly charge is levied and includes rental of the pager, handling of calls, and maintenance. Prices under this plan vary according to range of coverage and the number and types of pagers rented. The general range is from \$13.50 to \$18 per month per pager.

The second plan is designed for the subscriber who wishes to purchase his pagers outright. Cost is about \$200 each. In this case, the cost of service including handling of calls and maintenance, ranges from \$5 to \$8 per month per pager. Again, the exact figure depends on the number and type of pagers being used.

Range of coverage varies from service to service. For example, Beep Communication Systems, Inc. (New York City) offers coverage from Albany and surrounding cities, down through Pennsylvania and parts of Delaware. Radiofone Corp., also in the East, covers about 20,000 square miles and was the first paging-service company to offer coast-to-coast service, connecting New York, Chicago, and Los Angeles via Western Union's Westar satellite. By linking up services in various cities with shared frequencies and exchanging access numbers, a group of paging companies can provide subscribers with a large "umbrella" under which the pager wearer can travel from city to city without loss of service. The most common coverage appears to be 30 to 75 miles.

Considering the modest cost and service, it's small wonder that radio paging has become so popular. The prestigious "beep" has even been known to get one a better table in a restaurant. ♦

EXCITING MAIL ORDER DISCOUNTS

Apple II
16K computer

Disk II with Controller \$535... without \$429
Nearly Everything for Apple



\$949

APPLE II 32K \$1049
APPLE II 48K \$1149
DOS 3.3 with upgrade kit \$54

APPLE II ACCESSORIES

Apple II Keyboard	47
Apple II Numeric Keyboard	99
Apple II Music Synthesizer	245
Brighten Lightpen from Software	32
Clear Cover for Apple Computer	25
CCS Programmable Timer Module	138
Dan Prymer Lower Case Kit (Model II)	59
Dan Prymer Lower Case Kit (Model II)	59
Heresy Microtome	335
Interface Board	27
Graphics Input Tablet	649
Apple X-10 Remote Control System	239
Apple X-10 Controller Only	28
MAR Sup-II-Term 80 Column Board	188
MicroSoft 2-80 Soft Card	149
Notation Cal Module	210
NumberPad	210
SpeechLink 2000/64 Word Vocabulary	339
SuperTalker Speech Synthesizer	339
Sub-R Mod RF TV Modulator	339
SVA 8" Disc Controller Card	208
Vanta-Writer Digitizer Drawing System	208

WE SHIP FAST!

SOFTWARE

Adventure	27
Assembler/Disassembler	69
Applebug Debugger	27
Apple Graph & Plot System	59
AppSoft Mail Mail System	44
AppSoft Utility Programs by Hayden	27
AppSoft Writer Processor	65
Bill Budget Space Game Album	38
Bill Budgets Trilogy of Games	28
The Cashier Retail Management System	189
CCA Data Management	27
CCS Arithmetic Processor Card #2119	229
The Contributed Volumes 1-5 w/Manuals	84
Deedlog Plan by Personal Software	188
Dow Jones Portfolio Evaluator	44
Fourth II by Programma Software	45
Fortran for use with Language System	159
Pascal Language System	419
Bargain II Chess Game-cassette	27
Bargain II Chess Game-disk	35
Shell Games	159
Space Invader-Cassette	16
Space Invader-disk	23
Sub-Logic FS-1 Flight Simulator	29
Cassette	25

Sub-Logic FS-1 Flight Simulator-disk

29
17
119
595

AND MUCH MORE... JUST CALL!

APPLE COMPUTER INTERFACE CARDS

Asynchronous Serial Interface #7710A	\$145
Apple II Firmware Card	149
CCS Arithmetic Processor Card #2119	229
CCS Parallel Interface Card #7720A	155
Centronics Printer Interface Card	179
Apple Clock/Calendar Card	169
by Mountain Hardware	229
Communications Card & DB25 Cable	179
Integer Basic Firmware Card	169
Parallel Printer Interface Card	139
Prototyping Hobby Card	22
Romulus Card with keyboard filter	159
Romulus Card without keyboard filter	159
SS&S AIO Serial-Parallel I/O	159
Assembled & Tested	159
Serial Interface Card	139
System Light Pen Card	214

PRINTERS, MONITORS, DISCS

Daisy Wheel Printer!	1795
Anadex DP8000	850
Anadex DP8000LP	850
Centronics without cable	619
Epson TX80-II W/Graphics	799
Epson MX50	649
MPI 88T	850
NEC Sprinter: #5510	2885
Paper Tiger 480C	1394
SilentType with Interface Card	510
Leads Video 100 12 B&W	129
B&W 8 B&W	169
Dyson disks (pkg 10)	88
Memorex (pkg 10)	88
Verbatim (pkg 10)	88

apple computer
IN STOCK, CALL FOR PRICES!

ATARI 800
PERSONAL COMPUTER SYSTEM

\$747

*High resolution COLOR Graphics
*10K Basic in ROM
*RAM expandable to 48K

*57 key full stroke keyboard
*Built in RF TV modulator
*High speed serial I/O port

If Atari makes it, we sell it!

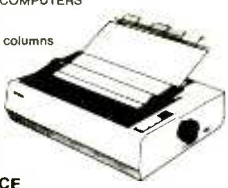
Atari 400 Computer	\$469
Atari 820 Printer	489
Atari 810 Disk Drive	569
Atari 410 Program Recorder	69
Atari 16K RAM Module	99
Atari 8K RAM Module	69
Atari Basic ROM	45
Atari Visicalc	180
Basketball	30
Video Essay	30
Super Breakout	30
Music Composer	45
Computer Chess	30
Star Raiders	39
3D Tic-Tac-Toe	30
JoyStick	19
Assembler/Editor	45

"BEST PRINTER VALUE IN THE WORLD"
Check our prices on THE ULTIMATE IN QUALITY

Epson Printers

APPLE & MOST OTHER COMPUTERS

NEW! MX80, 40, 80, 132 columns	
LIST \$645	
TX 80 col. w/Graphics	
LIST \$799	
Apple Controller & Card & Cable	
LIST \$110	



CALL FOR OUR PRICE

- Most reliable small printers ever sold!
- Uses standard printed paper.
- Dumps Apple screen graphics right on the paper — with graphics option

Order desk: 1-800-854-2833 / Information line: 714-579-0330

TO ORDER: Phone orders invited using Visa, Mastercard or bank wire transfers. Visa & MC credit card service charge of 2%. Mail orders may send charge card number (include expiration date), cashiers check, money order, or personal check (allow 10 business days for checks to clear). Please include phone number. Include 3% shipping, handling and insurance (\$5.00 minimum) in USA. Shipments within

Call: add 6% sales tax. Foreign orders include 1% handling and freight collect. Foreign orders over \$1000 allow 3 weeks extra and include \$25 license fee. All equipment is in factory cartons with the manufacturers warranty. Equipment is subject to price change and availability. We ship the same day on most orders. No C.O.D.'s accepted. Retail store prices defer from mail order prices.

MAIL TO: 1251 BROADWAY EL CAJON, CA, 92021

COMPUTER SPECIALTIES

AUTHORIZED APPLE SALES & SERVICE

CS

DIVISION OF

CIRCLE NO. 11 ON FREE INFORMATION CARD

BINARY, OCTAL AND HEXADECIMAL NUMBERS

How to understand and apply the three basic numbering systems in computer programming

BY FRED BLECHMAN

MICROCOMPUTER users often need to understand and apply number systems other than the familiar decimal system. The most popular of these is the hexadecimal (base 16) system, with octal (base 8) and binary (base 2) following close behind.

This article will help clear up some of the mysteries regarding these various systems and show how to convert decimal numbers to any of the bases and vice versa. A BASIC computer program that performs hex/decimal conversions is also given.

The Number Systems. Tables I through IV are designed to help you learn how the familiar decimal system relates to the binary, octal, and hexadecimal systems.

The values associated with the digits of decimal, binary, octal, and hexadecimal systems are given for the first four places in Tables I-IV. In each case, the left-hand column gives the number (or letter) "code" for that system. The other four columns contain the *decimal numbers* that represent each code location. Since decimal numbers are common to all tables, once you learn how to use these tables you can convert from one number system to another using the equivalent decimal number. The hexadecimal system requires more digits than can be expressed by the characters 0,1,2,3,4,5,6,7,8,9, so the first six letters of the alphabet are added. The full set is thus 0,1,2,3,4,5,6,7,8,9,A,B,C,D,E,F. While FFFF may be an odd-looking ex-

pression, it is a valid number in the hexadecimal system.

Using these tables takes some explanation, so let's start with Table I, the Decimal Number System. The decimal code column shows the familiar digits 0-9. Now look at the far right (Column I) which also reads vertically from 0 to 9; ten digits in all. Our base, then, is 10. These numbers are actually the numbers 0 to 9 times the zero power of the base 10. Column II shows each of the Column I digits multiplied by the base, 10, raised to the first power. Column III shows each of the Column I digits multiplied by 10^2 , or 100; column IV shows each multiplied by 10^3 , or 1000.

Suppose you wanted to know the decimal *number* for decimal *code* 6037. This is a 4-digit number, which means we'll use all four columns in the table. The first or most significant digit is 6. Look down the left-hand "Decimal Code" column to 6 and go to the right to Column IV, where you find 6000. Call this the decimal value of Column IV. The next most significant digit is 0. The Column III value for Decimal Code 0 is 0. The next significant digit of 6037 is 3. In Column II, the decimal value for Decimal Code 3 is 30. The last or least significant digit, 7, is seen to equal 7 in Column I for Decimal Code 7. Now simply add the Column I through Column IV values ($6000+0+30+7$) and you have 6037 (the hard way!).

You can also work backwards—that is, find the decimal *code* for a given decimal *number*. Suppose the decimal

number is 2408. Start by finding the *largest* number in the table that is *smaller* than the decimal number 2408. That would be 2000 in Column IV for Decimal Code 2. Therefore, the first decimal digit is 2. Now, subtract 2000 from 2408, leaving a remainder of 408. Again, find the *largest* number in the table *less than* 408. The number is 400, in Column III, for decimal digit 4. Now, the remainder of 8 (after subtracting 400 from 408) *bypasses* Column II and we find the *exact* value, 8, in Column I at Decimal Code 8. This generates *two* decimal code numbers, a 0 for Column II and an 8 for Column I. The result: a decimal code of 2408.

The Binary Number System. Table II shows the Binary Number System, using the same tabular approach as shown for the decimal system. Since the binary code consists of only two digits, 0 and 1, the columns use a base of 2. That is, Column I (far right) is 2 to the zero power, times the digit. Column II is 2 to the first power, Column III is 2 to the second power, and so forth. Binary code 0 is 0 in all columns (since zero times anything is zero).

Suppose you had a 4-bit binary code 1011. Starting with Column IV and adding the values wherever a binary code of 1 appears for that column, you have $8+0+2+1$ equals 11 in decimal. Going the other way—that is, starting with a decimal number and determining the binary code—use the largest-number subtraction technique described pre-

viously. Suppose you needed the binary code for decimal 14. You'd have a "1" for Column IV. Then, subtracting 8 from 14, you have 6 as a remainder. Column III has a 4, so you have a "1" for Column III, and a remainder of 2 (6-4), which is an *exact* match with Column II. That gives you a binary code of "1" for Column II, and "0" for Column I. The end result is that decimal 14 equals binary 1110.

The Octal Number System. Table III shows the Octal Number System using our familiar format. Since the base number is 8 this time, all the columns are powers of 8. For example, the 256 in Column III is 4 times 8 to the second power (4×8^2), which equals 4 times 64, or 256. The table is used exactly the same way as the previous tables. Octal code 4273 is equal to decimal $2048 + 128 + 56 + 3$, or 2235 decimal. Going the other way, 3273 decimal is equal to 6311 octal ($3273 - 3072 - 192 - 8 - 1 = 0$).

The advantage of octal is that a 3-bit binary number (such as 110, 101, etc.), can be represented as a single octal digit, since a 3-bit binary number can only range from 0-7. For example, binary 110 would be octal 6; binary 101 would be octal 5. Thus, a long binary number of 12 bits could be broken up into 4 groups of 3 bits each, and represented by 4 octal digits.

The Hexadecimal Number System. Now we arrive at "Destination Hex," where we computer users wanted to go all along. Actually, there are good reasons why hexadecimal numbers are

so popular in computing. Most computers use binary 8- or 16-bit "words," 8-bit "bytes" and 4-bit "nybbles" internally. One hexadecimal character can represent a 4-bit nybble, two hex characters an 8-bit byte, and four hex characters a 16-bit word! Thus, hex code provides a reasonable "middle-ground" between the binary code the computer actually processes and the decimal code we humans like to use.

Table IV shows the tabular approach, and a simple BASIC program is also shown. Either will convert from hex to decimal or decimal to hex for the range of 0 to 65535 or 0 to FFFFh. (An h or H is often added to a hexadecimal number to indicate the type of code.)

Look at Table IV, Hex Code column. Since the base for hexadecimal code is 16, we use single-character letters to represent the 10,11,12,13,14 and 15 codes.

The table is used exactly like the previous ones. Thus, 3CB6h is equal to $12288 + 3072 + 176 + 6$ or 15542 decimal. Going the other way, 32650 decimal equals 7F8Ah ($32650 - 28672 - 3840 - 128 - 10 = 0$).

BASIC Hex/Decimal Conversion Program. Although the program is self-prompting and requires no programming knowledge to operate, you may be interested in how it works. A fair understanding of TRS-80 Level II BASIC language statements and functions is assumed.

Lines 5 to 40 introduce the program and print the conversion limits and "menu" on the screen followed by a blank line. Line 50 asks which way you

want to go—decimal-to-hex or hex-to-decimal. You enter a 1 or 2 and line 60 sends you to either line 100 or line 500. Assume you typed and entered a "1." Then M equals "1" and you continue at line 100. (Note that line 60 could also be: IF M=2 GO TO 500). For simplicity, error-trapping is not used, and if you enter *any* number but "2" you'll be at line 100 which clears the screen and tells you how to return to the "menu" or exit the program. Line 110 asks for your decimal number for variable N. Line 111 traps numbers over 65535, and line 112 checks if N is zero for return to menu.

Line 115 sets the value of A equal to N, and also sets counter variable X to zero. Line 120 starts a "countdown" by subtracting 4096 (which is 16 to the third power) from A. Line 130 looks at the result to see if it is less than zero; if it is, then 4096 is added, the variable Z is set to the value of X and the program branches to a subroutine, lines 1000-1060. We'll get to that later.

If, however, line 130 is bypassed because A is zero or larger, then line 140 adds 1 to the value of X and sends the program back to line 120 for another subtraction of 4096.

What's happening here is that the computer is counting down from the top of Column IV of Table IV. Each time it repeats line 120, it is adding to the hex code by 1 (X increases by 1). Finally, when line 130 finds A is less than zero, the value of X is the hex code for the most significant digit. The subroutine starting at line 1000 then defines the value of this digit.

Suppose you enter the decimal number 32650 for N in line 110. Lines 120

TABLE I—THE DECIMAL NUMBER SYSTEM

Decimal Code	IV	III	II	I
	$10^3 = 1000$	$10^2 = 100$	$10^1 = 10$	$10^0 = 1$
0	0	0	0	0
1	1000	100	10	1
2	2000	200	20	2
3	3000	300	30	3
4	4000	400	40	4
5	5000	500	50	5
6	6000	600	60	6
7	7000	700	70	7
8	8000	800	80	8
9	9000	900	90	9

TABLE II—THE BINARY NUMBER SYSTEM

Binary Code	IV	III	II	I
	$2^3 = 8$	$2^2 = 4$	$2^1 = 2$	$2^0 = 1$
0	0	0	0	0
1	8	4	2	1

and 140 will subtract 4096 seven times until, on the eighth time, the result is -118. The variable X has been advanced by line 140 seven times so it has a value of 7. Line 130 now sees that A is less than zero, so 4096 is added, making A equal to 3978. Variable Z is set equal to 7 (the present value of X) and we move to line 1000.

Line 1000 sees that the value of Z is less than 10, so it sets string-variable X\$ equal to STR\$(X), the numerical value of X in string form. This allows X\$ to be a number or a letter. Here, X\$ is equal to a string value of 7.

Lines 1005-1050 are ignored, since Z is equal to 7, and line 1060 returns the program to the latter part of line 130, where the branching took place. The next statement sets E\$ to the value of X\$, for later use. Then the program is directed to line 145.

Line 145 sets variable B equal to the last value of A, which is 3978 in our example. Then X is reset to zero. Now lines 150-170 subtract 256, inspect for a value less than zero, and count, in the same manner as lines 120-140. After 16 subtractions, B has a value of -118. Line 160 catches this, adds 256 to bring the value of B up to 138, sets Z equal to 15, and branches to line 1000.

Lines 1000-1040 are ignored, since Z equals 15. However, line 1050 is satisfied and X\$ is made equal to the letter F. Line 160 then makes F\$ equal to F.

Similarly, lines 175-200 determine the third hex code, which in the example turns out to be 8, with the final value of C equal to 10. The subroutine at line 1000 sets X\$ equal to a string value of 8, and line 190 makes G\$ equal to 8.

Line 210 takes the remainder (C in line 190, with a value of 10 in our example) and lets variable D equal this value. It now sets Z equal to D and again goes to line 1000. Since our example has Z equal to 10, line 1000 is ignored, but line 1005 sets X\$ equal to the letter A. Lines 1010-1050 are ignored, line 1060 returns the program to the end of line 210 and H\$ is set to a value of A.

In memory we have E\$ equal to 7, F\$ equal to F, G\$ equal to 8 and H\$ equal to A. Line 220 skips a line on the screen and prints out 7F8A and line 225 prints a message reminding you to ignore leading zeros. Then line 230 sends the program back to line 110 for another decimal number after printing a blank screen line.

Hex-To-Decimal Conversion. If you had indicated, as a response to line 50, that you wanted hex-to-decimal conversion by typing and entering a "2," the program would branch to line 500. The screen is cleared, two blank lines are printed, followed by the menu/exit message and a blank line. Line 510 prints a prompt asking for the hexadecimal value, V\$. If you enter zero, line 511 returns the program to the menu. Suppose you type in 45FD. Line 512 makes sure this is a 4-character string by adding leading zeros if necessary. Line 520 extracts the rightmost character of V\$ and makes X\$ equal to it. In our example, this would make X\$ equal to D. Now the program branches to a subroutine starting at line 2000.

Line 2000 looks at X\$ to see if it has a value less than A. Since numbers come before letters in the computer's pre-pro-

grammed ROM value sequence, the letter D allows the program to "fall thru" to line 2030. Since X\$ is equal to D, this program line now makes the variable Z equal to 13. Lines 2040 to 2060 are ignored, and line 2070 returns the program to the branching point, the end of line 520. Variable D is made equal to Z, which is currently 13.

Line 2060 is a simple error-trap to keep you from entering any letters beyond F, since they would be invalid in hex code.

Line 530 looks at the third character in X\$, which is an F in our 45FD example. The subroutine sets the value of Z to 15 in line 2050 and the end of line 530 makes C equal to 15 times 16 or 240.

Line 550 finds the second character in X\$ to be 5. The subroutine catches this value in line 2000 as being less than A, and sets Z to the decimal value of 5. (VAL(X\$) converts a string value to a numerical value.)

The end of line 550 makes B equal to 5 times 256, or 1280. Similarly, lines 560 and 1000 take the first character (4) of X\$ and makes A equal to 4 times 4096, or 16384. Notice that A,B,C and D are all now numerical values, and can be added together. Line 600 does this and prints the result. In our example, 45FD equals 16384 plus 1280 plus 240 plus 13, for a result of 17917 decimal. Line 620 goes to line 510 for another hex number. Line 999 is just good form to identify the beginning of a subroutine, but could be omitted.

Other Number Conversion Programs. While the program given here is simple and can be entered from your

TABLE III—THE OCTAL NUMBER SYSTEM


Octal Code	IV	III	II	I
	$8^3=512$	$8^2=64$	$8^1=8$	$8^0=1$
0	0	0	0	0
1	512	64	8	1
2	1024	128	16	2
3	1536	192	24	3
4	2048	256	32	4
5	2560	320	40	5
6	3072	384	48	6
7	3584	448	56	7

TABLE IV—THE HEXADECIMAL NUMBER SYSTEM

Hexadecimal Code	IV	III	II	I
	$16^3=4096$	$16^2=256$	$16^1=16$	$16^0=1$
0	0	0	0	0
1	4096	256	16	1
2	8192	512	32	2
3	12288	768	48	3
4	16384	1024	64	4
5	20480	1280	80	5
6	24576	1536	96	6
7	28672	1792	112	7
8	32768	2048	128	8
9	36864	2304	144	9
A	40960	2560	160	10
B	45056	2816	176	11
C	49152	3072	192	12
D	53248	3328	208	13
E	57344	3584	224	14
F	61440	3840	240	15


TRS-80™ MODEL III

48K \$1039



APPLE - II +

48K \$1119



ATARI 800

48K \$1069



PRINTERS

MICROLINE-80	\$499.00
MICROLINE-82	\$669.00
MICROLINE-83	\$999.00
EPSON MX-70	\$449.00
EPSON MX-80	\$519.00
CENTRONICS 737	\$769.00
VISTA V300	\$1795.00



TERMS: Prices and specifications are subject to change. HARDSIDE accepts VISA & MASTERCARD. Certified checks and Money Orders; Personal checks accepted (takes 3 weeks to clear). HARDSIDE pays all shipping charges (within 48 states) on all PREPAID orders OVER \$100.00. On all orders over \$100 a \$2.50 handling charge must be added. COD orders accepted (orders over \$250 require 25% deposit) there is a \$5.00 handling charge. UPS, Blue Label, Air Freight available at extra cost.

CIRCLE NO. 27 ON FREE INFORMATION CARD

numbers

NUMBER CONVERTING PROGRAM

```

5 REM * COPYRIGHT FRED BLECHMAN 1980 *
10 CLS
20 PRINT:PRINT:PRINT:PRINT"          NUMBER CONVERTER PROGRAM"
25 PRINT"          (MAXIMUMS: 65535 DECIMAL, FFFF HEX)"
30 PRINT:PRINT"(1) DECIMAL TO HEX CONVERSION
40 PRINT:(2) HEX TO DECIMAL CONVERSION
50 PRINT:INPUT"WHICH DO YOU WANT, 1 OR 2?":M
60 ON M GOTO100,500
100 CLS:PRINT:PRINT"ENTER 0 FOR MENU, BREAK TO EXIT...":PRINT
110 INPUT"WHAT IS THE DECIMAL NUMBER (65535 MAX.):":N
111 IF N>65535 PRINT"ABOVE 65535 LIMIT! TRY AGAIN...":GOTO110
112 IF N=0 GOTO10
115 A=N:X=0
120 A=A-4096
130 IF A<0 THEN A=A+4096:Z=X:GOSUB1000:E=X$:GOTO145
140 X=X+1:GOTO120
145 B=A:X=0
150 B=B-256
160 IF B<0 THEN B=B+256:Z=X:GOSUB1000:F=X$:GOTO175
170 X=X+1:GOTO150
175 C=B:X=0
180 C=C-16
190 IF C<0 THEN C=C+16:Z=X:GOSUB1000:G=X$:GOTO210
200 X=X+1:GOTO180
210 D=C:Z=D:GOSUB1000:H=X$
220 PRINT:PRINT"THE HEXADECIMAL VALUE IS: ":E$:F$:G$:H$
225 PRINT"(IGNORE LEADING ZEROES...)"
230 PRINT:GOTO110
500 CLS:PRINT:PRINT"ENTER 0 FOR MENU, BREAK TO EXIT...":PRINT
510 INPUT"WHAT IS THE HEXADECIMAL VALUE (FFFF MAX.):":V$
511 IF V$="0" GOTO10
512 V$=RIGHT$("0000"+V$,4)
520 X$=RIGHT$(V$,1):GOSUB2000:D=Z
530 X$=MID$(V$,3,1):GOSUB2000:C=Z+16
550 X$=MID$(V$,2,1):GOSUB2000:B=Z+256
560 X$=LEFT$(V$,1):GOSUB2000:A=Z*4096
600 PRINT:PRINT"THE DECIMAL NUMBER IS:":A+B+C+D
620 PRINT:GOTO510
999 END
1000 IF Z<10 THEN X$=STR$(Z)
1005 IF Z=10 THEN X$=" A"
1010 IF Z=11 THEN X$=" B"
1020 IF Z=12 THEN X$=" C"
1030 IF Z=13 THEN X$=" D"
1040 IF Z=14 THEN X$=" E"
1050 IF Z=15 THEN X$=" F"
1060 RETURN
2000 IF X$("&A") THEN Z=VAL(X$)
2005 IF X$="A" THEN Z=10
2010 IF X$="B" THEN Z=11
2020 IF X$="C" THEN Z=12
2030 IF X$="D" THEN Z=13
2040 IF X$="E" THEN Z=14
2050 IF X$="F" THEN Z=15
2060 IF X$="F" PRINT"ERROR!! NO LETTER GREATER THAN F! TRY AGAIN...":GOTO 510
2070 RETURN

```

keyboard in 15 to 20 minutes and stored on cassette or disk, it is limited to hex/decimal conversions and to only four hex characters. Several other cassette programs with more flexibility can be obtained from the following sources:

(1) "BASECONV/BAS" converts any number with a base between 2 and 16. No known limit to number size. Excellent, fast, easy to use. \$3.95, postpaid, if payment with order. International Data Services, 340 West 55th St., New York, NY 10019. Phone: 212-757-8046.

(2) "Number/Base Converter" will add, subtract or convert numbers of any base between 2 and 16. No known limit to number size. Very flexible. \$6.95, postpaid. Demi-Software, P.O. Box 570, Lynbrook, NY 11563.

(3) "Programmer's Converter" has three programs: Base Calculator converts numbers with bases 2 through 16 and performs calculations, including fractions; Hexadecimal/Decimal Training not only performs conversions but includes a teaching/testing program;

Number Base Conversions converts decimal, binary, octal and hexadecimal numbers from zero to FFFF, and displays all four values simultaneously. \$9.95 plus \$1 shipping. Instant Software, Peterborough, NH 03458.

(4) "HEX-DEC Converter" provides hexadecimal-to-decimal or decimal-to-hexadecimal conversions "in memory" up to 65535 decimal or FFFF hex. It can be used during the writing of a BASIC program by using SHIFT-D to convert from decimal or SHIFT-H to convert from hex. The answer appears on the screen and the program returns to BASIC. Very handy. Uses less than 256 bytes of reserved upper memory. \$6.95 postpaid. J. Lindsly, 8106 Quailwood Ct., West Chester, OH 45069.

For \$2 postpaid, you can receive a BASIC listing only (no cassette) of a "number Conversion Program" that converts decimal, hex, octal and binary numbers in the range of zero to FFFF. Dean R. Zimmerman, 444 North Grove Drive, Alpine, UT 84003. ◇

BY JAMES BARBARELLO AND EDWIN RYE

Inexpensive, accurate instrument measures inductance from 1 microhenry to 1 henry as well as capacitance

NOW you can measure the inductance of coils and loudspeaker windings without resorting to expensive laboratory instruments. The Reactance Measuring Set (RMS) presented here will measure inductance from 1 microhenry to 1 henry, using any multimeter as a readout device. Furthermore, capacitance from 1 picofarad to 1 microfarad can be determined.

Accurate, stable, and easy to build, the RMS project uses a measurement technique based on the relationships between currents flowing through and voltages appearing across reactive com-

ponents. The resulting measurements are not influenced by any effective or internal resistances of the components under test. Moreover, the RMS can be aligned without using a precision reference standard. As a bonus, it can function as a crystal-controlled frequency standard. No batteries are needed, thanks to the presence of an internal, line-powered supply.

Measuring Reactors. The voltage drop across a pure inductance is directly proportional to the rate at which the magnitude of the current flowing

through it changes with time. Mathematically, this is expressed by the differential equation: $v = L di/dt$. If a current that has a constant rate of change flows through the inductor, the voltage drop across it will be constant. Similarly, if the waveform of the current that flows through the inductor is a triangle, the resulting voltage is a square wave.

The current that flows through a pure capacitance is directly proportional to the time rate of change of the voltage across it ($i = C dv/dt$). If a voltage with a constant rate of change is applied across the capacitance, a current of constant magnitude flows through it. Similarly, if the waveform of the voltage that is applied across the capacitor is a triangle, a square-wave current flows through it.

Now let's look at a block diagram of the RMS (Fig. 1). A triangle-wave voltage source is the heart of the measurement circuit. It drives both a voltage-dependent current source and a buffer/voltage-to-current converter stage. The former generates a triangle-wave current which is applied to an inductance whose value is to be determined (L_x). If a value of capacitance is to be measured, a triangle-wave voltage is applied across

BUILD THE

Reactance Measuring Set



the component under test (C_x). Conversion of the current through the unknown capacitance into a voltage by the latter stage means that a voltage is applied to the demodulator stage via $S3B$ whether an inductance or a capacitance is being measured.

Two basic parameters of the signal generated by the triangle voltage source must be closely controlled if accurate measurements are to be obtained—its amplitude and its period. An agc stage monitors the peak-to-peak amplitude of the triangle voltage source's output and generates a control signal to suppress undesirable variations. To keep the period of the voltage source's output stable, a crystal-controlled clock and a series of frequency-divider stages are employed. The output of this portion of the RMS is a square-wave voltage whose frequency is determined by the setting of RANGE switch $S1$ and which governs the frequency (and hence the period) of the triangle voltage source's output.

When the component under test is driven by the triangular test signal, a complex voltage is presented to the

RMS demodulator stage. This waveform comprises a square wave, which is due to the reactive portion of the impedance of the component under test, and an added, triangle wave which is due to the resistive portion of the impedance of the component under test. (An ideal reactor contains no resistance, but practical inductors and capacitors do.) To prevent any resistive element of the component from influencing the measurement, the triangle-wave portion of the signal presented to the demodulator is averaged out.

The demodulator responds only to the square-wave portion of the signal applied to it and generates a dc output voltage. A scaling amplifier processes this voltage and presents a dc level to the output terminals of the RMS. This level, which is monitored by means of an external dc voltmeter, is scaled so that the voltage reading represents the actual value of the reactor under test.

About the Circuit. The schematic diagram of the RMS appears in Fig. 2. A quartz-crystal oscillator comprising

$Q1, Q2, Q3$ and their associated passive components generates a 2.0-MHz output signal. This signal is conditioned and its frequency divided by a factor of two by flip-flop $IC1B$, which provides a 1.0-MHz square wave to decade dividers $IC2$ through $IC5$. One of the five decade-counter output frequencies (1 MHz, 100 kHz, 10 kHz, 1 kHz or 100 Hz) is selected by $S1A$ to drive the active voltage divider comprising $R7, R18$ and $Q14$. The divider is part of the agc stage.

Capacitor $C4$ couples a portion of the driving signal to the triangle-wave generator comprising $Q5, Q6$, and $Q7$ and their associated passive components. This circuit is a bipolar constant-current source which alternately charges and discharges the triangle-generating capacitor selected by $S1B$ that is appropriate for the frequency selected by $S1A$. The triangle-wave voltage that appears across this capacitor is monitored by that portion of the agc circuit comprising $Q13, Q14, IC7$ and their associated passive components.

The input signal to this portion of the

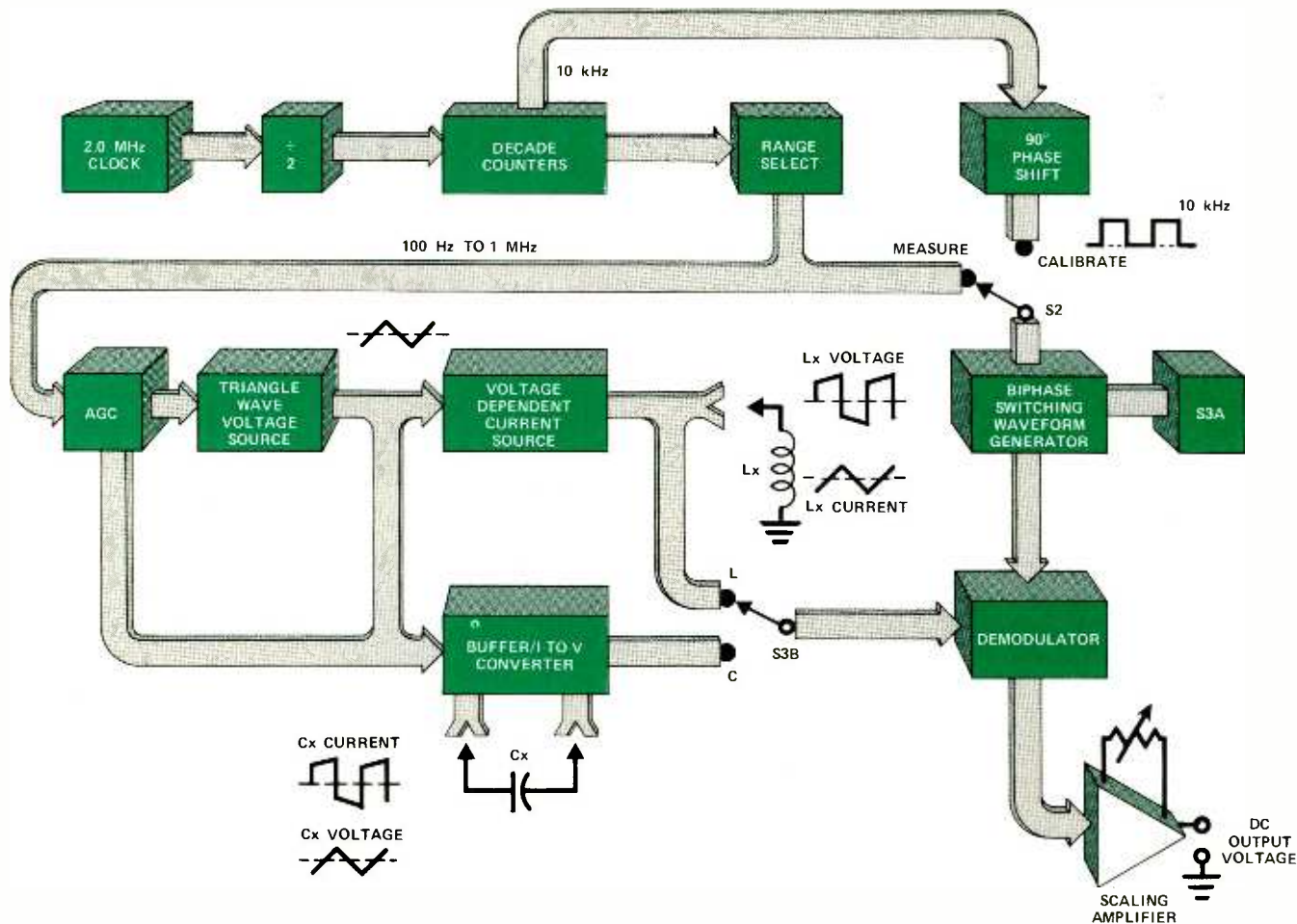


Fig. 1. Block diagram of the Reactance Measuring Set. A measurement is performed by synchronous demodulation of the square-wave voltage that appears across the component being tested.

agc stage is first buffered by *Q13* and then peak-detected by *D5* and *D6*. This detected signal is then filtered and compared by *IC7* to a reference provided by voltage divider *R21/R22*. The output of *IC7* is the bias applied to the gate of *Q14* that determines the channel resistance of the FET. As a result, the amplitude of the crystal-derived square wave provided to the triangle-wave voltage source is maintained such that the amplitude of the triangle-wave voltage signal remains constant.

Owing to possible differences in device and circuit parameters, an imbalance between the charge and discharge cycles could result. This would in turn cause a net buildup in charge across the triangle generating capacitor, eventually leading to saturation. A modified phase inverter comprising *Q5*, *R10*, *R20*, *R24*, *R26*, and *C36* is utilized to prevent this. The out-of-phase (180° phase-shifted), voltage that appears at the collector of *Q5* is ac-coupled and added to the in-phase, dc-coupled voltage that appears at the emitter of *Q5*. Any tendency for the dc voltage to build up (as a result of differences between the parameters of complementary transistors *Q6* and *Q7*) will automatically change the bias of both *Q6* and *Q7* to stabilize the circuit.

The output of the triangle-wave generator drives both the voltage-controlled current source and the buffer/voltage-to-current converter. The voltage-controlled current generator comprises *Q8*, *Q9*, *Q10*, and their associated passive components, and is similar to the triangle-wave generator. It converts the voltage waveform to an out-of-phase (180° phase-shifted) current which is applied to the inductor to be measured. When the component under test is so driven, a square-wave voltage whose amplitude is directly proportional to the inductance appears across it.

The buffer/current-to-voltage converter (*Q12*, et al) is a common-base amplifier with an extremely low input impedance. From the viewpoint of a capacitor whose value is to be measured, the node *R29/Q12* emitter is effectively at ground. Therefore, the magnitude of the current flowing through the capacitor under test depends only on the capacitance and the voltage waveform applied to it. The output impedance of *Q12* is very high, like that of a constant-current source, and the collector current of *Q12* is therefore a replica of the transistor's base current. This arrangement allows the capacitor to "see" an effective ground and simultaneously allows *Q12* to monitor the current flowing through the capacitor under test. The square-wave collector current of *Q12* gives rise to a corresponding square-wave voltage

drop across *R34*. This square-wave voltage is buffered by *Q13* and presented to the synchronous demodulator via *S3B*.

The square-wave voltage passed by *S3B* is synchronously demodulated by *IC8*. Synchronous demodulation requires the reference signal supplied to the demodulator to be in phase with the signal from the component under test. However, the square wave generated by the buffer/current-to-voltage converter is 180° out of phase with respect to the voltage generated across an inductor under test. To compensate for this, in the inductance-measuring mode, the reference signal supplied to the demodulator is inverted by NAND gate *IC9C*. The triangle-wave voltage source provides the required 90° phase shift to ensure that the signal generated by the component under test is in phase with the reference signal.

Details of the synchronous-demodulation process follow. The square-wave voltage passed by *S3B* is simultaneously provided to two of the four bilateral switches in *IC8*. During the positive portion of the square-wave input, the signal flows from the input of bilateral switch A (pin 1) to the output of that switch (pin 2). This happens because the reference signal applied to switch A's CONTROL input (pin 13) is positive. During this interval, the phase-inverted signal applied to the CONTROL input of bilateral switch B control is negative. This causes the input-to-output channel resistance of switch B to become very high. On the negative portion of the square-wave input, switch B turns on and switch A turns off. Therefore, the negative portion of the input square wave appears at the output of switch B (pin 3). The two switch outputs are summed and scaled by *IC6*.

Calibration of the RMS does not require precision inductors and capacitors. A resistor of specific value serves as the calibrating component. Transistor *Q4* and flip-flop *IC1A* generate a 10-kHz square wave shifted 90° in phase with respect to the signal that appears at the output of counter *IC3*. During calibration, the signal generated across the calibration resistor, which is connected to the terminals to which the component under test is normally attached, and the output of *IC1A* will be in phase. This allows the demodulator to produce a specific output voltage. The calibration procedure will be described later.

Power for the circuit is provided by the supply shown schematically in Fig. 3. The power supply utilizes IC voltage regulators to produce the ±12 volts dc required by the circuit. A grounded (three-wire) line cord is used for safety purposes. The ±6.8 volts supplied to *IC8* and *IC9* are derived by zener diodes

D7 and *D8*. Because *IC8* and *IC9* must generate bipolar output voltages, this lower supply potential was selected so that the 15-volt maximum differential supply-voltage rating of the CMOS devices would not be exceeded.

Construction. Use the full-size etching-and-drilling guide shown in Fig. 4 to make a printed-circuit board, and mount all the fixed resistors shown in the parts placement guide given in Fig. 5. Next, install the diodes, transistors, ICs and jumpers and capacitors.

When all on-board components have been mounted, wire rotary switch *S1*. In the authors' prototype, *S1* was mounted above the board using stiff, solid-conductor wire and capacitors *C10* through *C13* to give mechanical support. We connected one lead of each capacitor to the pc board. Without shortening the leads, the free end of each capacitor was soldered to the appropriate switch lug. Next, we connected pc-board points *S1B2* through *S1B5* to the corresponding terminals of *S1* using stiff, solid-conductor wire. Wire lengths equalled lengths of the capacitor leads soldered to lugs on the opposite side of *S1* so that switch was supported securely above the pc board. Finally, we connected the rotors of *S1* to appropriate pc foil pads.

You might choose another method of mounting *S1* above the pc board. In any event, once the rotary switch has been interconnected with the board, make the necessary connections between the printed-circuit board and the remaining switches, *LED1*, and binding posts *BP1* through *BP6* using suitable lengths of stranded hookup wire. Then interconnect lugs 3 and 6 of *S1A* and *S1B*. Transformer *T1*, the fuseholder for *F1*, power switch *S4* and the line cord should be interconnected and mounted in the project enclosure so as to fit in the large pc-board cutout. Once the transformer has been mounted, the secondary leads of *T1* can be connected.

The enclosure should be machined as necessary to accept all switches and binding holes should be drilled to allow easy adjustment of trimmer potentiometers *R34*, *R39* and *R47* after final assembly. When all switches and binding posts have been installed and connected to the rest of the circuit, the pc board can be mounted in the enclosure using standoffs and suitable hardware.

Calibration. Begin by soldering two lengths of stranded hookup wire to the lugs of a 1000-ohm, linear-taper potentiometer so that it will act as a variable resistor. The use of a multiturn potentiometer will simplify matters, but a standard potentiometer can be employed. Utilizing a 3½-digit multimeter, adjust

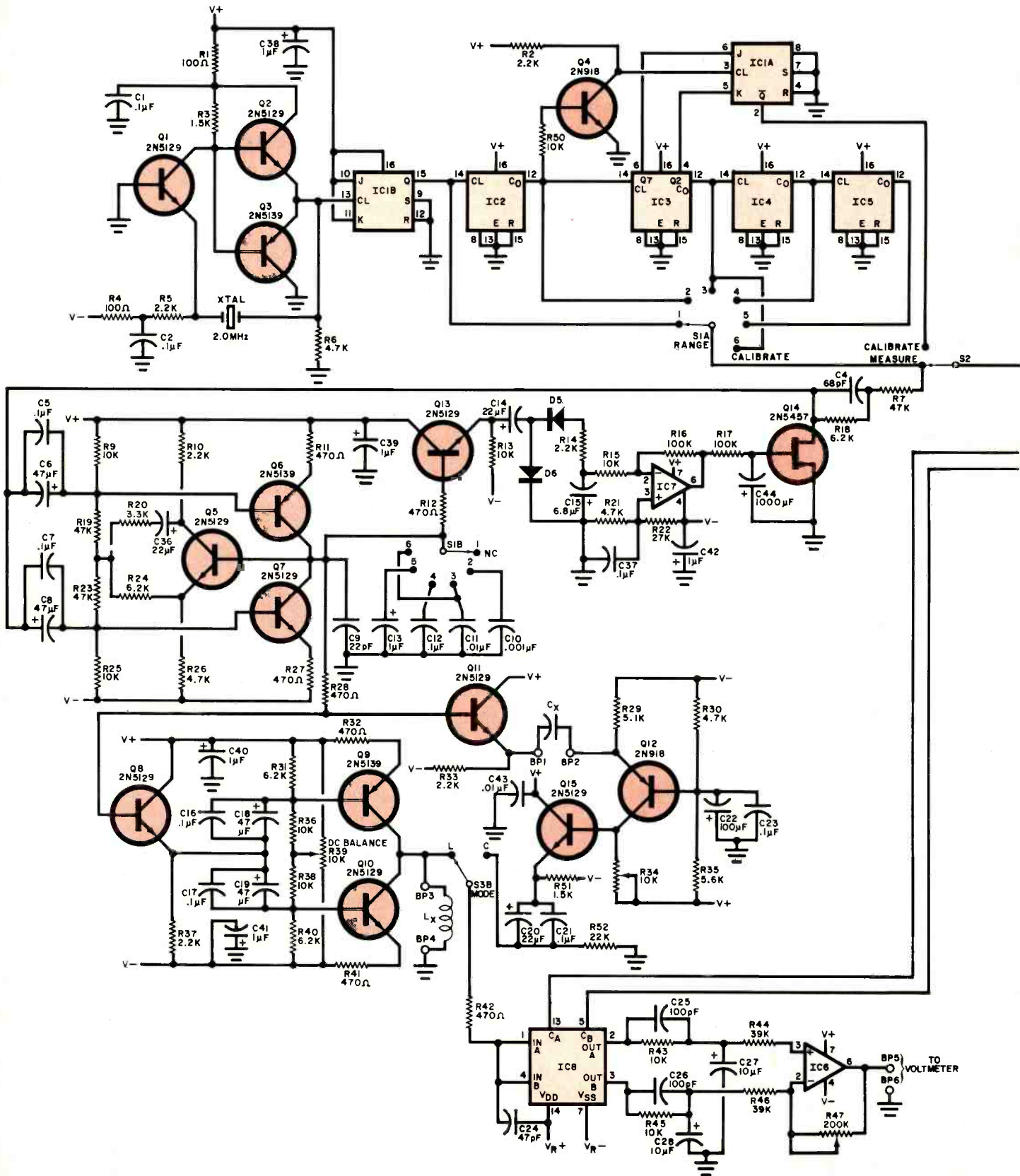
reactance measuring

the potentiometer for a resistance of 856 ohms $\pm 1\%$.

Taking care not to disturb the setting of the potentiometer, disconnect its leads from the meter probes and connect

them to binding posts *BP3* and *BP4*. Apply power to the project, place *S1* and *S2* in their CALIBRATE positions and *S3* in its L position. Switch the multimeter to its dc-volts operating mode and connect

its probes to binding posts *BP3* and *BP4*. Adjust trimmer *R39* for a meter reading of 0 volt. Next, remove the probes from *BP3* and *BP4* and connect them to *BP5* and *BP6* and adjust trim-





Simulated TV Reception

4.



3.

1. The NTS/Rockwell AIM 65

Microcomputer A single board unit with on-board 20 column alphanumeric printer and 20 character display. A 6502-based unit 4K RAM, expandable. **2. The NTS/KIM-1 Microcomputer** A single board unit with 6 digit LED display and on-board 24 key hexadecimal calculator-type keyboard. A 6502 based microcomputer with 1K RAM, expandable.

3. The NTS/HEATH H-89 Microcomputer features floppy disk storage, "smart" video terminal, two Z80 micro-processors, 16K RAM memory, expandable to 48K. **4. The NTS/HEATH GR-2001 Digital Color TV (25" diagonal)** features specialized AGC-SYNC muting, filtered color and new solid-state high voltage tripler rectifier.



NATIONAL TECHNICAL SCHOOLS

TECHNICAL-TRADE TRAINING SINCE 1905
Resident and Home-Study Schools
4000 SO. FIGUEROA ST., LOS ANGELES, CA. 90037



NATIONAL TECHNICAL SCHOOLS

4000 South Figueroa Street, Dept. 205-031
Los Angeles, California 90037

Please rush FREE color catalog on course checked below

- | | |
|---|---|
| <input type="checkbox"/> MicroComputers/MicroProcessors | <input type="checkbox"/> Auto Mechanics |
| <input type="checkbox"/> Communications Electronics | <input type="checkbox"/> Air Conditioning |
| <input type="checkbox"/> Digital Electronics | <input type="checkbox"/> Home Appliances |
| <input type="checkbox"/> Industrial Technology | <input type="checkbox"/> Color TV Servicing |

Name _____ Age _____

Address _____

Apt. _____ City _____

State _____ Zip _____

- Check if interested in G.I. information.
 Check if interested ONLY in classroom training in Los Angeles.

reactance measuring

(Continued from page 71)

behaving nonlinearly. Occasionally, it is desirable to dc bias the inductor under test. This can be done by placing a dc milliammeter across the L_X terminals prior to connecting the inductor, and adjusting DC BALANCE potentiometer $R39$. This potentiometer controls the bias of complementary transistors $Q9$ and $Q10$ and allows them to provide to the inductor under test a dc bias of up to 5 mA.

To make accurate measurements of inductances less than $10 \mu\text{H}$, it is best to use a differential technique. Wind or find a coil whose inductance is approximately 30 to $50 \mu\text{H}$ (exact value not critical). Measure its inductance and record it for reference purposes. Next, connect the low-value inductor to be

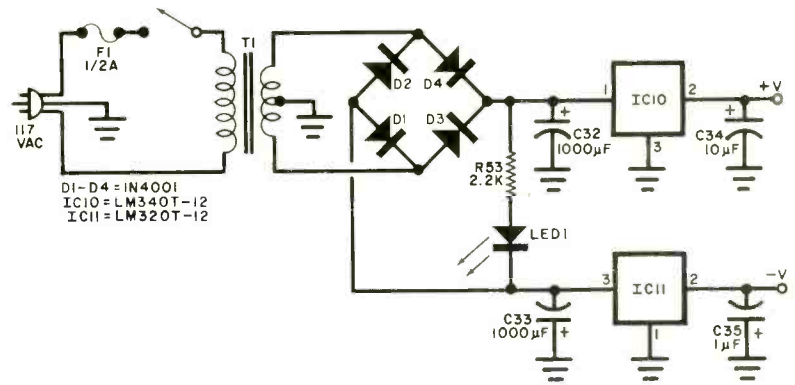


Fig. 3. Schematic diagram of the power supply which furnishes the bipolar 12 volts dc required by the circuit.

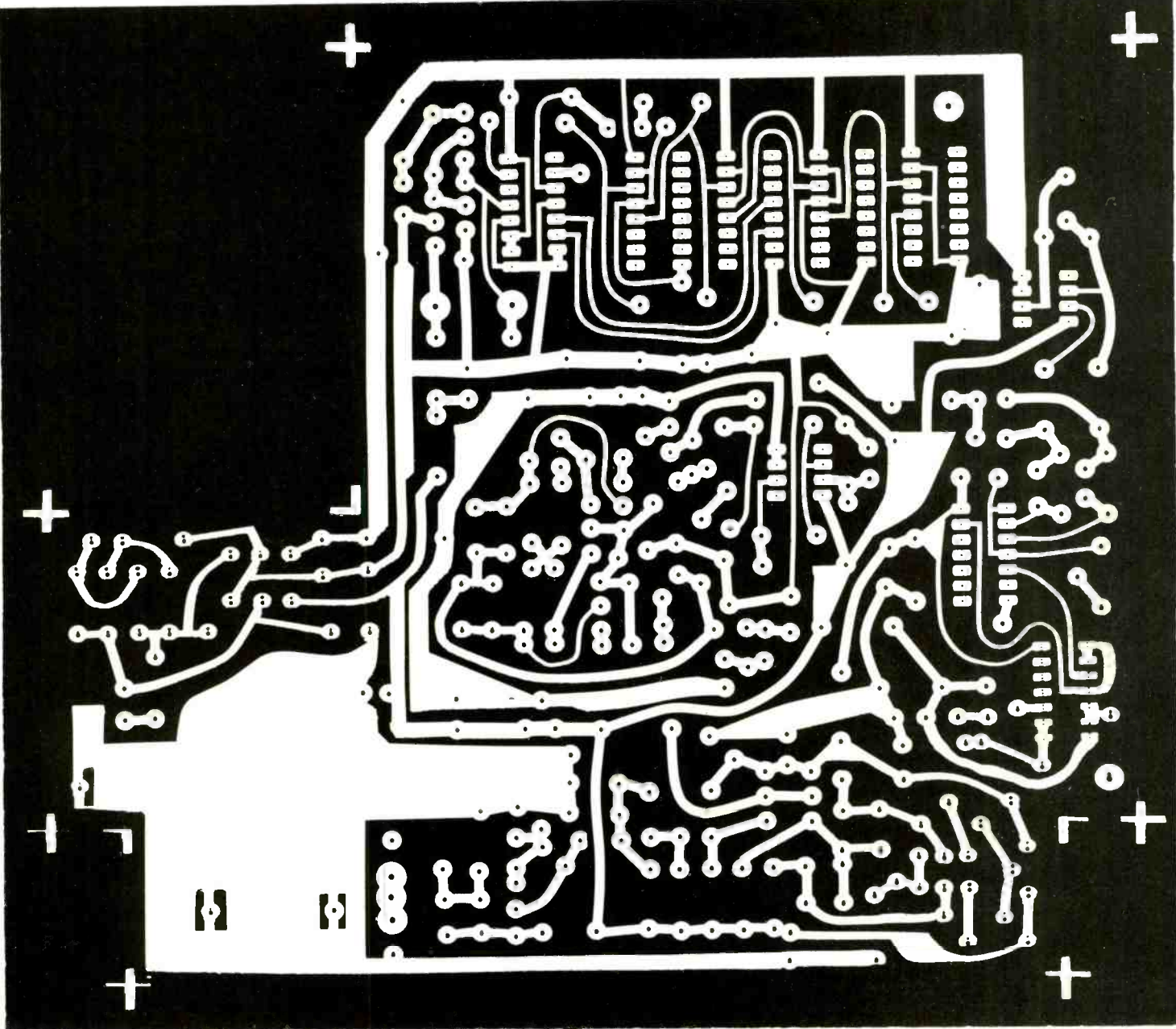


Fig. 4. Full-size etching and drilling guide of the project printed-circuit board.

mer R47 for a reading of +10 volts. This completes the calibration of the inductance-measurement function.

Fashion a capacitance-calibration network by connecting one lead of a 10-

μF nonpolarized electrolytic capacitor to one side of a 2000-ohm, linear-taper potentiometer that is wired to act as a variable resistor. If a nonpolarized electrolytic capacitor is not available, use two

10- μF , 16-volt tantalum or aluminum electrolytic capacitors connected back-to-back (negative plate to negative plate) instead. Solder a short length of stranded hookup wire to the free lead of the nonpolarized capacitor and another to the uncommitted side of the potentiometer. Connect the probes of the multimeter across the potentiometer and set the meter to read resistance. Adjust the potentiometer for a reading of 1200 ohms $\pm 1\%$. Remove the ohmmeter probes.

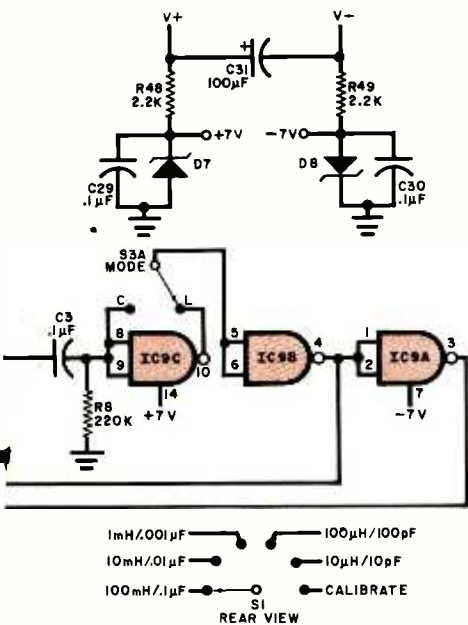
Taking care not to disturb the setting of the potentiometer, connect the leads of the capacitance-calibration network to binding posts BP1 and BP2. Set the multimeter to read dc volts and connect its probes to BP5 and BP6. Set the multimeter to read dc volts and connect its probes to BP5 and BP6. Apply power to the project, place switch S3 in its C position, and place S1 and S2 in their CALIBRATE positions. Adjust R34 for a meter reading of +10 volts. This completes the calibration of the capacitance-measurement function.

Using the RMS. The equivalent circuit of a typical inductor (Fig. 6) contains shunt capacitance and series resistance as well as inductance. Thus, the frequency at which an inductance measurement is performed can influence the reading obtained. Therefore, it should be as close to the actual frequency the inductor will "see" in use as possible. The RMS test frequencies were chosen to meet this requirement for typical applications. Relatively low-value, air-wound coils are generally used in high-frequency applications where stability is important. Ferrite-core inductors are often employed when small size is important. They are usable from dc to approximately 100 MHz, depending on the ferrite mix employed in the manufacture of the core.

In a core inductor, the magnetic characteristics of the core, which include hysteresis and saturation, should be considered, especially if the core has high permeability. Such a component's effective inductance can be affected by the amplitude of the applied signal and any dc bias current flowing through it. Under test conditions, the peak signal voltage applied across L_X is approximately three-tenths of the project's dc output voltage. Under normal conditions, the RMS will apply no dc bias to the inductor under test and will not apply a large enough signal voltage to cause a typical core to saturate.

If inductance-value variation caused by the test signal is suspected, switch to the next higher inductance range. A large increase in measured inductance suggests that the core might have been

(Continued on page 76)



PARTS LIST

BP1 through BP6—Binding posts
 C1,C2,C3,C5,C7,C16,C17,C21,C23,C29,
 C30,C37—0.1- μF , 50-V disc ceramic
 capacitor
 C4—68-pF, 50-V disc ceramic capacitor
 C6,C8,C18,C19—47- μF , 16-V, radial-lead
 electrolytic capacitor
 C9—22-pF, 50-V disc ceramic capacitor
 C10—0.001- μF , 50-V, 20%, Mylar or
 monolithic ceramic capacitor
 C11,C43—0.01- μF , 50-V, 20%, Mylar or
 monolithic ceramic capacitor
 C12—0.1- μF , 50-V, 20%, Mylar or mono-
 lithic ceramic capacitor
 C13,C35,C38 through C42—1- μF , 16-V,
 20% tolerance tantalum capacitor
 C14,C20,C36—22- μF , 16-V, radial-lead
 electrolytic capacitor
 C15—6.8- μF , 16-V, radial-lead electrolytic
 capacitor
 C22—100- μF , 16-V, radial-lead electrolytic
 capacitor
 C24—47-pF, 50-V disc ceramic capacitor
 C25,C26—100-pF, 50-V disc ceramic cap-
 acitor
 C27,C28—10- μF , 16-V, radial-lead elec-
 trolytic capacitor
 C31—100- μF , 50-V, radial-lead electrolytic
 capacitor
 C32,C33,C44—1000- μF , 25-V, axial-lead
 electrolytic capacitor
 C34—10- μF , 16-V tantalum capacitor
 D1 through D4—1N4001 rectifier

D5, D6—1N914 or 1N4148 silicon switch-
 ing diode
 D7,D8—6.8-V, 1-W zener diode (1N5235
 or equivalent)
 F1—1/2-ampere fast-blow fuse
 IC1—CD4027 J-K flip-flop
 IC2 through IC5—CD4017 decade counter
 IC6, IC7— $\mu\text{A}741\text{CV}$ operational amplifier
 IC8—CD4016 quad bilateral switch
 IC9—CD4011 quad 2-input NAND gate
 IC10—LM340T-12 +12-volt regulator
 IC11—LM320T-12 -12-volt regulator
 LED1—Red light-emitting diode
 Q1,Q2,Q5,Q7,Q8,Q10,Q11,Q13,Q15—
 2N5129 npn silicon transistor
 Q3,Q6,Q9—2N5139 pnp silicon transistor
 Q4,Q12—2N918 npn silicon transistor
 Q14—2N5457 n-channel JFET
 The following, unless otherwise specified,
 are 1/4-W, 10%, carbon-composition
 fixed resistors.

R1,R4—100 Ω
 R2,R5,R10,R14,R33,R37,R48,R49,R53—
 2.2 k Ω
 R3,R51—1.5 k Ω
 R6,R21,R26,R30—4.7 k Ω
 R7,R19,R23—47 k Ω
 R8—220 k Ω
 R9,R13,R15,R25,R36,R38,R43,R45,R50—
 10 k Ω
 R11,R12,R27,R28,R32,R41,R42—470 Ω
 R16,R17—100 k Ω
 R18,R24,R31,R40—6.2 k Ω
 R20—3.3 k Ω
 R22—27 k Ω
 R29—5.1 k Ω
 R34,R39—10-k Ω , linear-taper trimmer po-
 tentiometer
 R35—5.6 k Ω
 R44,R46—39 k Ω
 R47—200-k Ω , linear-taper trimmer potenti-
 ometer
 R52—22 k Ω
 S1—Two-pole, six-position rotary switch
 S2—Spdt toggle switch
 S3—Dpdt toggle switch
 S4—Spst toggle switch
 T1—25.2-V, 300-mA, center-tapped step-
 down transformer
 XTAL—2.0-MHz quartz crystal
 Misc.—Printed-circuit board, IC sockets or
 Molex Soldercons, fuseholder, line cord,
 suitable enclosure, strain relief, pc stand-
 offs, suitable hardware, hookup wire,
 solder, etc.
Note—The following are available from
 BNB Kits, 72 Cooper Avenue, West Long
 Branch, NJ 07764: Kit of parts including
 all components and etched and drilled
 printed-circuit board but not including en-
 closure, No. RMS-1, for \$129.95 post-
 paid in U.S.; etched and drilled printed-
 circuit board only, No. RMS-PC, for
 \$21.95 postpaid in U.S.A. New Jersey
 residents, add state sales tax.

EQUIPMENT AND TRAINING NO OTHER SCHOOL CAN MATCH.

**NTS HOME TRAINING INVITES YOU TO EXPLORE MICROCOMPUTERS,
DIGITAL SYSTEMS AND MORE, WITH STATE-OF-THE-ART EQUIPMENT
YOU ASSEMBLE AND KEEP.**

Without question, microcomputers are the state of the art in electronics. And NTS is the only home study school that enables you to train for this booming field by working with your own production-model microcomputer.

We'll explain the principles of troubleshooting and testing your microcomputer and, best of all, we'll show you how to program it to do what you want.

You'll use a digital multimeter, a digital logic probe and other sophisticated testing gear to learn how to localize problems and solve them.


Send for the full color catalog in the electronics area of your choice—discover *all* the advantages of home study with NTS!

NTS also offers courses in Auto Mechanics, Air Conditioning and Home Appliances. Check card for more information.

1.



2.



We believe that training on production-model equipment, rather than home-made learning devices, makes home study more exciting and relevant. That's why you'll find such gear in most of NTS's electronics programs.

For instance, to learn Color TV Servicing you'll build and keep the 25-inch (diagonal) NTS/HEATH digital color TV.

In Communications Electronics you'll be able to assemble and keep your own NTS/HEATH 2-meter FM transceiver, plus test equipment.

But no matter which program you choose, NTS's Project Method of instruction helps you quickly to acquire practical know-how.

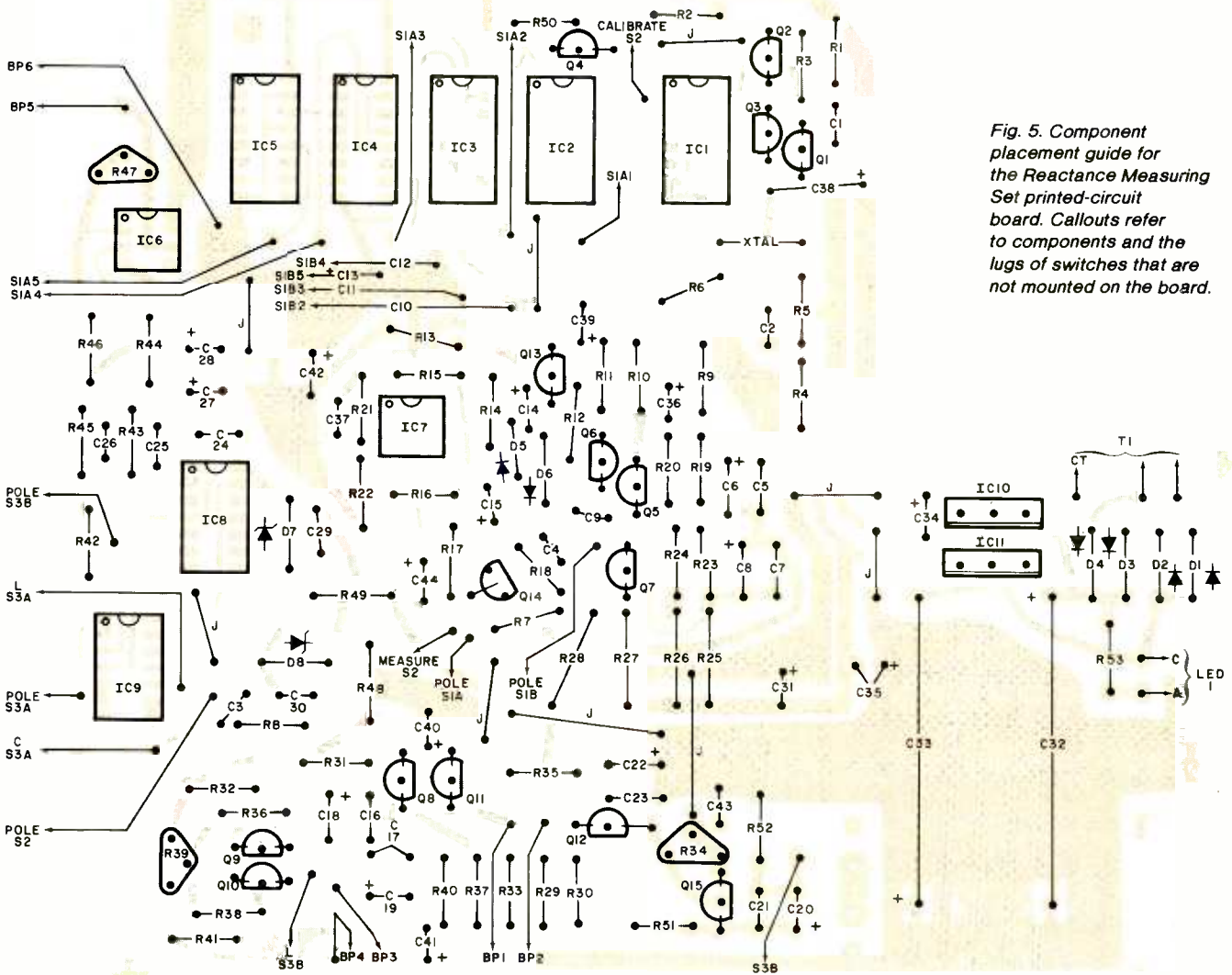


Fig. 5. Component placement guide for the Reactance Measuring Set printed-circuit board. Callouts refer to components and the lugs of switches that are not mounted on the board.

measured in series with the reference inductor and measure the inductance of the series combination. Subtract the recorded inductance of the reference inductor from this new value. The remainder is the value of the unknown. If reasonable care is taken, this technique will yield good results and offer resolution to $0.1 \mu\text{H}$. Keep in mind, however, that, at such low levels of inductance, the proximity of a metallic object, your body, or the effects of mutual inductance can significantly influence measured values.

The equivalent circuit of a typical capacitor is shown in Fig. 7. Although practical capacitors whose values lie within the measurement range of the RMS more closely approach the ideal than inductors do, it is worth noting two of their peculiarities.

During the charge/discharge cycle, a portion of the applied charge is retained by the dielectric. This *dielectric absorp-*

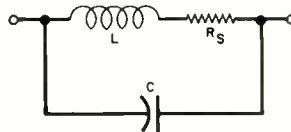


Fig. 6. The equivalent circuit of a typical inductor contains inductance, series resistance and shunt interwinding capacitance.

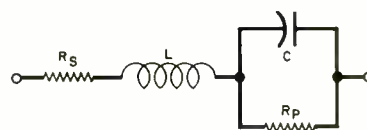


Fig. 7. The equivalent circuit of a capacitor consists of the capacitance and parallel leakage resistance in series with lead and foil-winding inductance and lead resistance.

tion increases with frequency and reduces a component's effective capacitance. It is generally not separately specified but lumped with other loss components.

Capacitors, too, have self-resonant frequencies. This is due to stray inductances contributed by foil windings and lead inductances. The self-resonant frequency is really a figure of merit. If the frequency at which the measurement is performed is near the self-resonant frequency, misleading data will result.

The RMS will provide sufficient accuracy for most applications. If you have an inventory of bargain-basement capacitors, you might notice that the voltmeter reading will not settle or will appear to drift. Either condition indicates that the capacitor is unstable and should be used only in the most noncritical applications. To measure small values of capacitance, the use of a differen-

Let onComputing™ be your guide to personal computing.



Finally, there is a magazine that speaks to the beginner.

onComputing is the new McGraw-Hill quarterly that tells what's ahead — without talking over your head — in the 1980's with personal computers.

onComputing puts you on target with all the applications that go beyond your imagination.

- Personal computers in the home.
- Classrooms.
- They bring computer music.
- Electronic mail.
- Robots.
- They manage your personalized investment.
- The list goes on and on in **onComputing**.

If you're a beginner with personal computers, get the most understood magazine on computers, **onComputing**. And even if you're an experienced computer user, **onComputing** has the information you need in today's fast-growing personal computer market.

Get onto onComputing. Call 800-258-5485.

onComputing Subscription Dept. P.O. Box 307, Martinsville, NJ 08836

DOMESTIC subscription rate:
 U.S. 1 yr. (4 issues) @ \$8.50 Canada & Mexico, 1 yr. (4 issues) @ \$10.00
 FOREIGN (to expedite service, please remit in U.S. funds drawn on a U.S. bank)
 Europe (and all other countries, except above), 1 Yr. @ \$12.00 — surface delivery.
 Bill Visa Bill Master Charge Bill me (North America only)

Card Number _____ Expiration _____
 Signature _____ Name (please print) _____
 Street/Apartment Number _____
 City _____ State/Province/Country _____ Code _____

7331

©onComputing, Inc. 1981

reactance

tial measurement technique similar to the one described for inductors is recommended. Measure and record the value of a reference capacitor of about 30 to 50 pF. Then place the unknown capacitor in parallel with the reference capacitor and measure the capacitance of the combination. Subtract the previously recorded reading from this new reading. The remainder is the value of the unknown. Due to the good linearity of the RMS within its useful range, this method will yield an accurate reading with resolution of 0.1 pF. Keep in mind that proximity effects can have great influence on measurements.

If the value of the capacitor under test is completely unknown, always start measurement at a range which is much higher than a reasonably expected value. The RMS can give a misleading capacitance reading in an extreme over-range condition.

Another Use. The RMS can be a handy frequency standard. The crystal oscillator and its associated divider stages will provide five decade-related frequencies from 100 Hz to 1 MHz (on the 100 mH/volt to 10 μ H/volt ranges, respectively). For example, to use the RMS to provide marker frequencies spaced 100 kHz apart on a shortwave radio, place switch *S1* in its 100 μ H/VOLT position and connect an 800- μ H inductor to *BP3* and *BP4*. Couple the inductor to the r-f input stage of the receiver by placing it closer to that portion of the receiver enclosure directly above that stage. If the strength of the marker signals is too great, decrease either the value of the inductor or the coupling between it and the receiver.

Basic accuracy of the RMS is conservatively rated at $\pm 5\%$ of its reading, except on the lowest range, where the accuracy is approximately $\pm 10\%$ of the reading. Therefore, if a 3 $\frac{1}{2}$ -digit DVM is used with the RMS, on the project's lowest range, measurements will be resolved to the nearest 0.1 pF or 0.1 μ H. Reliance should be placed, however, only on the two most significant digits displayed. The differential-measurement technique will permit resolution to 0.1 pF or 0.1 μ H with the 10% accuracy of the lowest range. Accuracy could be improved if you have access to precision ($\pm 0.1\%$) inductors and capacitors, but, as a practical matter, such accuracy is rarely needed.

The RMS permits fast, convenient, and unambiguous measurement of inductance and capacitance over a wide range of values. Understanding its limitations and the nature of components it measures, you will find it a valuable addition to your test bench. \diamond

BUILD A HIGH-PERFORMANCE PHONO PREAMPLIFIER

BY JOHN ROBERTS

Features low noise and distortion and allows choice of cartridge types

ALTHOUGH the phono preamp is often taken for granted, it has a critical and difficult job to perform. The preamp must boost signals on the order of a few millivolts or less to usable levels and, at the same time, compensate for the preemphasis applied to the recorded signals. A further task is to form an appropriate interface with the phono cartridge.

To perform adequately, a preamp must obviously have low noise and low distortion. The circuit must also offer accurate equalization and good input characteristics. To many circuit designers, these requirements are contradictory, resulting in designs in which one or more aspects of phono-preamplifier performance are compromised.

To circumvent some of these compromises, the design given here (Fig. 1) combines high-slew-rate BiFET op amps with discrete devices to form an "instrumentation amplifier" input stage. For fixed-coil pickups (moving-magnet, moving-iron, and similar designs), with their relatively high impedance and signal levels, a low-noise, n-channel, JFET device offers noise performance equal to the best bipolar op amp and an input impedance many times higher. Moving-coil pickups, which have low output impedances and levels, are coupled to ultra-low-noise pnp transistors for noise performance ten times better than the best bipolar op amp with comparable input impedance.

About the Circuit. With the exception of input devices and first-stage gain, the fixed- and moving-coil versions are almost identical (Fig. 2). The cartridge output is applied to the circuit's differential input stage and is amplified by 30 dB (60 dB in the MC version). Any undesired, common-mode signals pass through unamplified. The following stage, a differential-to-single-ended converter, adds the oppositely phased signal components and subtracts the common-mode components. This provides excellent rejection of unwanted signals.

The next stage, containing the play-

back equalization, is built around a precision deemphasis network. Preemphasis and complementary deemphasis are specified by the Recording Industries Association (RIAA) as a set of time constants. The lowest pole (the frequency at which rolloff begins) in playback response is given as 3180 μ s, corresponding to 50 Hz ($f = 1/2\pi T$, where T is the time constant). Below 50 Hz, response is flat. Above this frequency, it falls at -6 dB/octave until the frequency corresponding to the next time constant, at 318 μ s (500 Hz). From 500 Hz to the frequency corresponding to the smallest time constant, 75 μ s (2122 Hz), response is again flat, rolling off above 2122 Hz at -6 dB/octave. The original standard only specified response from 30 to 15,000 Hz, but it was recently extended to cover 20 to 20,000 Hz.


No problem is caused by the extended high-frequency response (most designers had been doing this all along), but maintaining flat response to 20 Hz limits the amount of attenuation in the 5-10-Hz warp region. To counter this, the International Electro-Technical Commission (IEC) has proposed a fourth time constant of 7950 μ s (-3 dB at 20 Hz) be added to the RIAA playback standard (see "Build a Disco Mixer," POPULAR ELECTRONICS, September 1978). The -6-dB/octave rolloff starting at 20 Hz that would result attenuates warp signals and, to a slight extent, some of the program material as well (-1 dB at 40 Hz). To date, the proposal

has not been accepted by the RIAA. This preamp adheres to the RIAA standard, but offers the IEC characteristic as a switch-selectable option.

To reduce warp and infrasonic signals and still maintain flat response down to 20 Hz, a 2-pole active high-pass filter, tuned to 10 Hz has been added. Below 10 Hz, the response rolls off at -12 dB/octave. When the IEC time constant is switched in, the resulting response falls at -18 dB/octave below 10 Hz. A \pm 1-dB trimmer built into the filter allows gain adjustment between the channels for proper balance.

Up to this point in the chain, the signal has been amplified 34 dB (at 1 kHz). An additional 16 dB of gain is subsequently provided for more than is necessary to meet the nominal RIAA gain standard (40 dB at 1 kHz). Some benefit accrues from the fact that this gain is adjustable. High-output cartridges are provided with 6 dB more of overload margin, and low-output cartridges can be amplified up to 10 dB more.

A high-level buffer and selector switch just before the volume control allow a line-level signal to be introduced past the phono equalization/gain stages. This capability facilitates several possible interconnections with an existing system. The project can drive the power amp directly, with the existing control preamp feeding the AUX input. Alternatively, the project can drive a line-level input of the existing preamp, with the



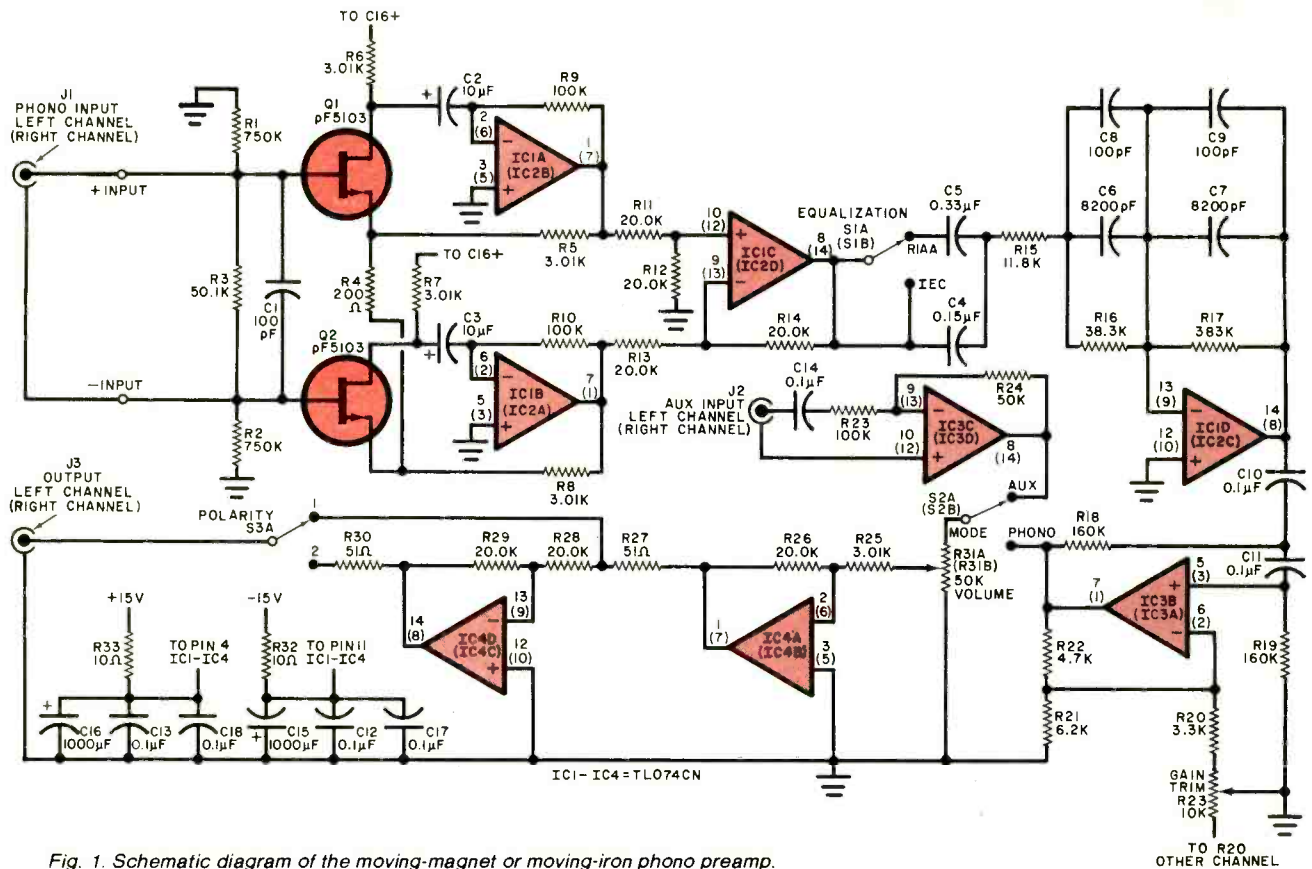


Fig. 1. Schematic diagram of the moving-magnet or moving-iron phono preamp.

PARTS LIST

(Unless marked by a *, two of each component are required for a stereo preamp.)
 C1,C8,C9—100-pF, 5% polystyrene capacitor
 C2,C3—10- μ F, 50-V radial-lead aluminum electrolytic capacitor
 C19*—Same as C2 and C3, but used in moving-coil preamp only.
 C4—0.15- μ F, 10% Mylar film capacitor
 C5—0.33- μ F, 10% Mylar film capacitor
 C6,C7—8200-pF, 1% polystyrene capacitor
 C10,C11,C14—0.1- μ F, 5% Mylar film capacitor
 C12*,C13*,C17*,C18*—0.1- μ F, 50-V disc ceramic capacitor
 C15*,C16*—1000- μ F, 50-V radial-lead aluminum electrolytic capacitor
 IC1* through IC4*—TL074CN quad BiFET operational amplifier

J1,J2,J3—Phono jack (J1 must be an insulated jack)
 Q1,Q2—Matched pair of pF5103 low-noise JFETs (moving-magnet/iron version of the project)
 Q1,Q2—2SB7375 very-low-noise pnp silicon BJT (moving-coil version)
 The following, unless otherwise specified, are 1/4-watt, 5% tolerance, carbon-film fixed resistors.
 R1,R2—750 k Ω
 R3,R24—50.1 k Ω , 1/8-W, 1% metal-film
 R4—200 Ω
 R5,R6,R7,R8,R25—3.01 k Ω , 1/8-W, 1% metal-film
 R9, R10—100 k Ω
 R35*—same as R9 and R10, but used in moving-coil preamp only
 R11,R12,R13,R14,R26,R28,R29—20.0 k Ω , 1/8-W, 1% metal-film

R15—11.8 k Ω , 1/8-W, 1% metal-film
 R16—38.3 k Ω , 1/8-W, 1% metal-film
 R17—383 k Ω , 1/8-W, 1% metal-film
 R18,R19—160 k Ω
 R20—3.3 k Ω
 R21—6.2 k Ω
 R22—4.7 k Ω
 R23*—10 k Ω , pc-mount, screwdriver-adjust, linear-taper potentiometer
 R27,R31—51 Ω
 R31*—50 k Ω , B-volume-taper, panel-mount dual potentiometer
 R32*,R33*—10 Ω
 R34*—33 k Ω
 S1*, S2*, S3*—Pc-mount push/push dpdt switch
 Misc.—Printed circuit board, standoffs, suitable metallic enclosure, hookup wire, shielded cable, suitable hardware, hum shield, solder, etc.

KIT AND PARTS AVAILABILITY

The following are available from Phoenix Systems, 91 Elm St., Manchester, CT 06040 (Tel: 203-643-4484): complete kit of parts, including enclosure but not the optional phono-cartridge input loading network, for the moving-magnet or moving-iron phono preamplifier, No. P-10-MM, for \$99.00; complete kit of parts, including enclosure but not the optional phono-cartridge input loading network, for the moving-coil phono preamplifier,

No. P-10-MC, for \$99.00. Also available separately are: complete kit of parts for the optional phono-cartridge input loading network, No. P-10-IL, for \$10.00; etched and drilled main printed-circuit board, No. P-10-PB, for \$10.00; ST-4-28 power transformer, No. P-10-T, for \$6.50; pair of matched, low-noise 2XpF5103 JFETs, No. P-10-FETS, for \$5.00; etched and drilled power-supply printed-circuit board, No. P-10-PSB, for \$4.00; dual

50,000-ohm, B-volume-taper potentiometer, No. P-10-DP for \$2.50; TL074CN quad BiFET operational amplifier, No. P-10-OA, for \$2.50; very-low-noise 2SB7375 pnp bipolar junction transistor, No. P-10-BJT, for \$2.00; 8200-pF, 1% tolerance polystyrene capacitor, No. P-10-PCAP, for \$1.00. If total is under \$10.00, add \$1.00 for handling. All prices postpaid in continental U.S. Connecticut residents, add 7 1/2% tax.

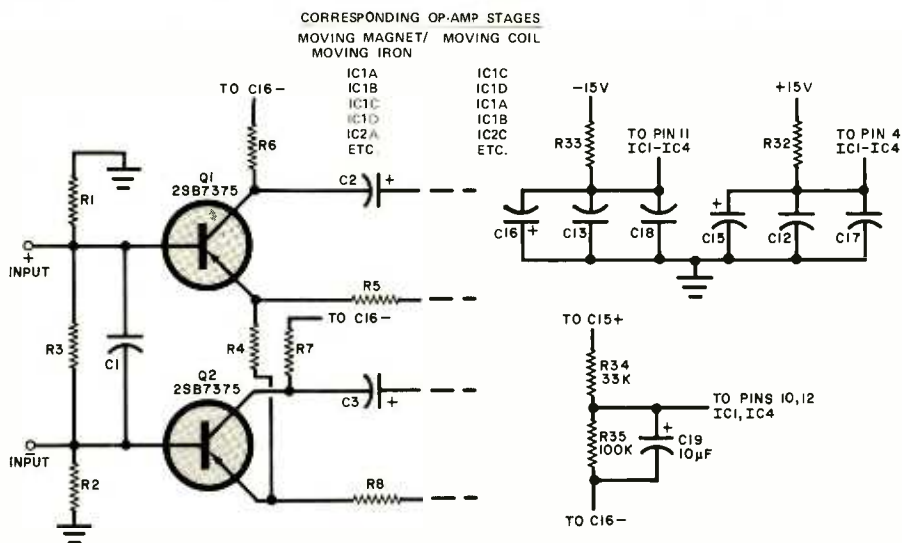


Fig. 2. Partial schematic shows changes required to convert the circuit of Fig. 1 into a moving-coil phono preamp.

phono preamp's AUX input providing the existing preamplifier's line-level input that would otherwise be lost.

The final stage, a polarity inverter, is partly a concession to those who insist that the absolute polarity of musical waveforms be maintained and partly to facilitate experiments to test their hypothesis. As there is no way to ensure that the polarity of a signal radiated by a speaker matches that of the original acoustic signal, there is a 50/50 chance that the switch will be in the right posi-

tion. You can try both positions and see if you hear a difference. (I have never found any.) The schematic of a power supply for the preamp is shown below in Fig. 3.

For a phono cartridge to deliver the performance its designer intended, it should be loaded with the proper combination of resistance and capacitance. The preferred method is to solder resistors and capacitors of appropriate values directly across the preamp inputs, but this makes changing loading to suit dif-

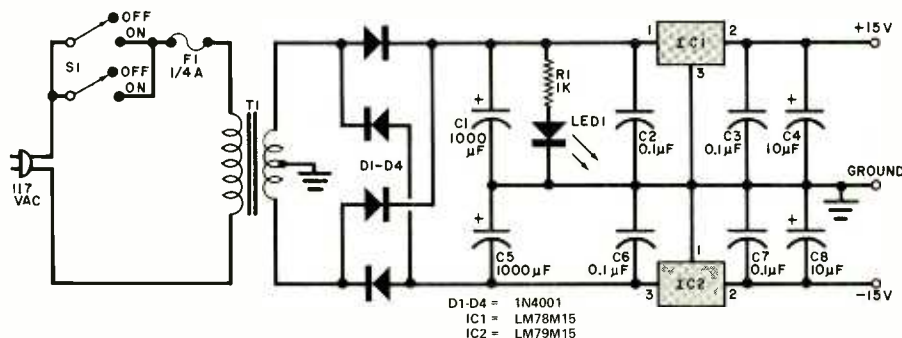


Fig. 3. Schematic diagram of the supply that can be used to power either the moving-magnet/iron or moving-coil phono preamp.

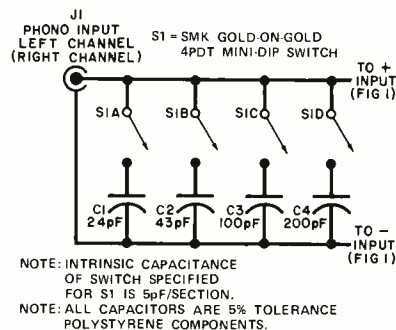
POWER SUPPLY PARTS LIST

- C1, C5—1000- μ F, 35-V, radial-lead aluminum electrolytic capacitor
- C2, C3, C6, C7—0.1- μ F, 50-V disc ceramic capacitor
- C4, C8—10- μ F, 25-V radial-lead aluminum electrolytic capacitor
- D1 through D4—1N4001 rectifier
- F1— $\frac{1}{4}$ -ampere fast-blow 3AG-type fuse with pigtail leads
- IC1—LM78M15 +15-V regulator

- IC2—LM79M15 -15-V regulator
- LED1—Light-emitting diode
- R1—1000-ohm, $\frac{1}{4}$ -W, 5% fixed carbon-composition resistor
- S1—Pc-mount, push/push dpdt switch
- T1—28-V, 250-mA, center-tapped pc-mount transformer (Signal Transformer No. ST-4-28 or equivalent)
- Misc.—Printed circuit board, standoffs, line cord, strain relief, hookup wire, metal shield, solder, suitable hardware, etc.

ferent cartridges a major chore. The task is simplified by an optional, switchable input load (Fig. 4) that can be adjusted in 25-pF steps. The DIP switch specified has gold/gold contacts. (It is a good idea to exercise the switch once every year or two.)

To determine the correct load capacitance, refer to the manufacturer's literature. Subtract from this the fixed capacitances already present in your system, including those of the tonearm and hookup cables. That of typical shielded cable is 25 to 30 pF/ft. Low-capacitance (CD-4) cable has somewhat less. Next, add the input capacitance of the preamp. (The fixed-coil version has about 110 to 115 pF nominal.) If the total fixed capacitance is close to what is required, you can make up small differences by substituting cables or, if this isn't enough, by changing the value of C1. But don't eliminate C1 entirely.



NOTE: INTRINSIC CAPACITANCE OF SWITCH SPECIFIED FOR S1 IS 5pF/SECTION.
NOTE: ALL CAPACITORS ARE 5% TOLERANCE POLYSTYRENE COMPONENTS.

Fig. 4. Schematic diagram of the optional, switchable input load.

Once you have calculated the system's total fixed capacitance, record it to save trouble in the future. Finally, subtract the fixed capacitance from the required capacitance and, if necessary, switch in enough to make up the difference. Note, however, that the loading network is intended for fixed-coil cartridges only.

Construction. It is preferable to use a pc board (Figs. 5, 6, and 7). Component layout (Figs. 8 to 11) is similar for the moving-coil and fixed-coil configurations, but there are changes in power-supply connections and IC, transistor, and polarized-capacitor orientation. Rather than design two different pc boards, we can take advantage of the symmetry of the TL074 op amps and rotate them 180 degrees when reversing the power supplies. Take care to follow the appropriate parts-placement diagram closely. Note that Q1 and Q2 are JFETs in the fixed-coil circuit and BJTs in the moving-coil preamp. Be sure to


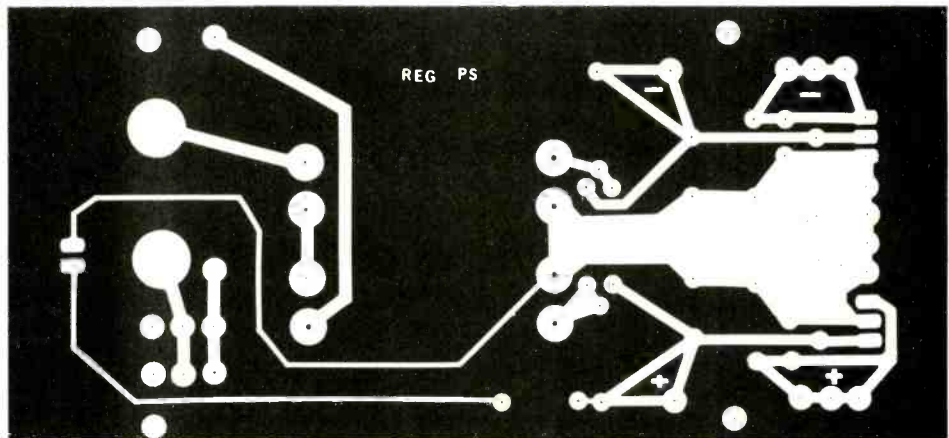


Fig. 5. Full-size etching and drilling guide for the project's main pc board.

Fig. 6. Full-size etching and drilling guide for the power supply's printed circuit board.



use a hum shield on the end of the main board next to the power supply board as shown in the photo. The shield can be made of a piece of 1/32-inch aluminum stock 2 1/4" x 4" with one side folded and drilled for mounting in existing holes on the board.

JFET and BiFET op amps are not as sensitive to static discharge as MOS devices. However, recent research has shown that all components can be damaged by static so reasonable caution should be exercised. When assembling the optional input-load board, be sure to have capacitor markings facing up. You can then read them easily when changing loading. The banded end of a polystyrene capacitor denotes its outside foil plate and should be connected to ground to suppress hum.

The input-load board should be mounted inside the preamp's metallic enclosure near the phono input jacks. Use insulated jacks or, better yet, hard-

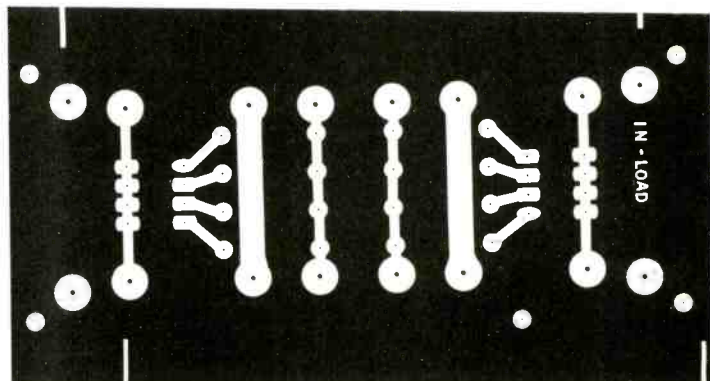


Fig. 7. Etching and drilling guide for the optional input load.

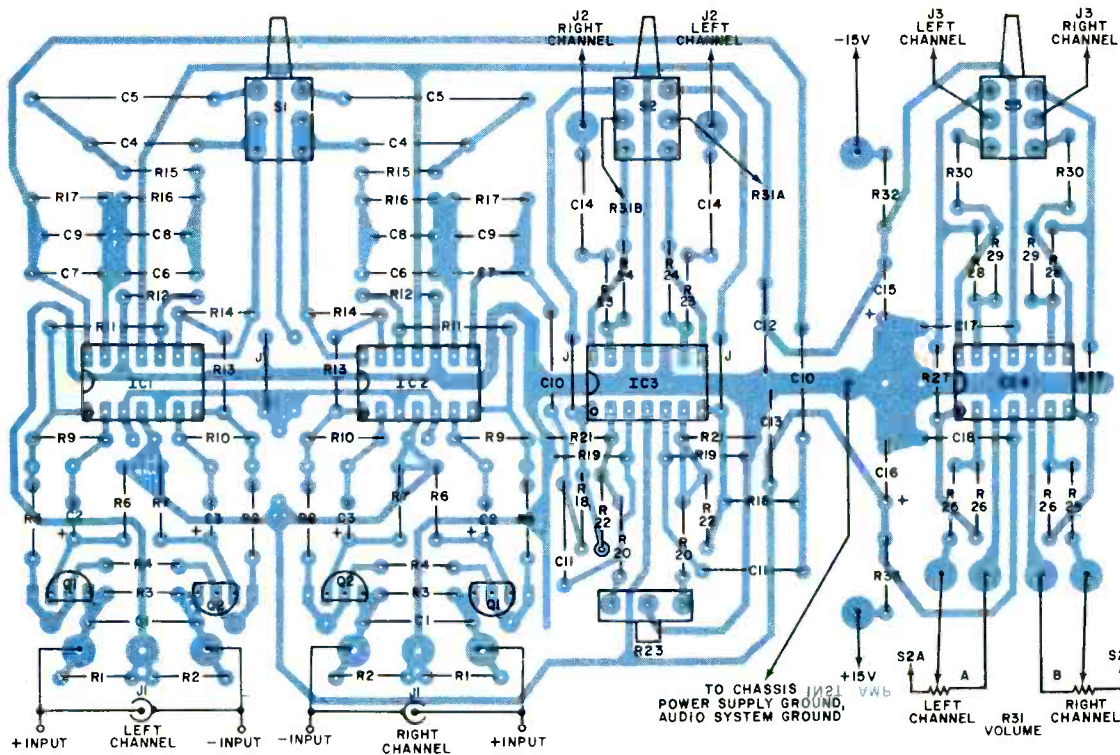


Fig. 8. Component placement guide for the main printed-circuit board.

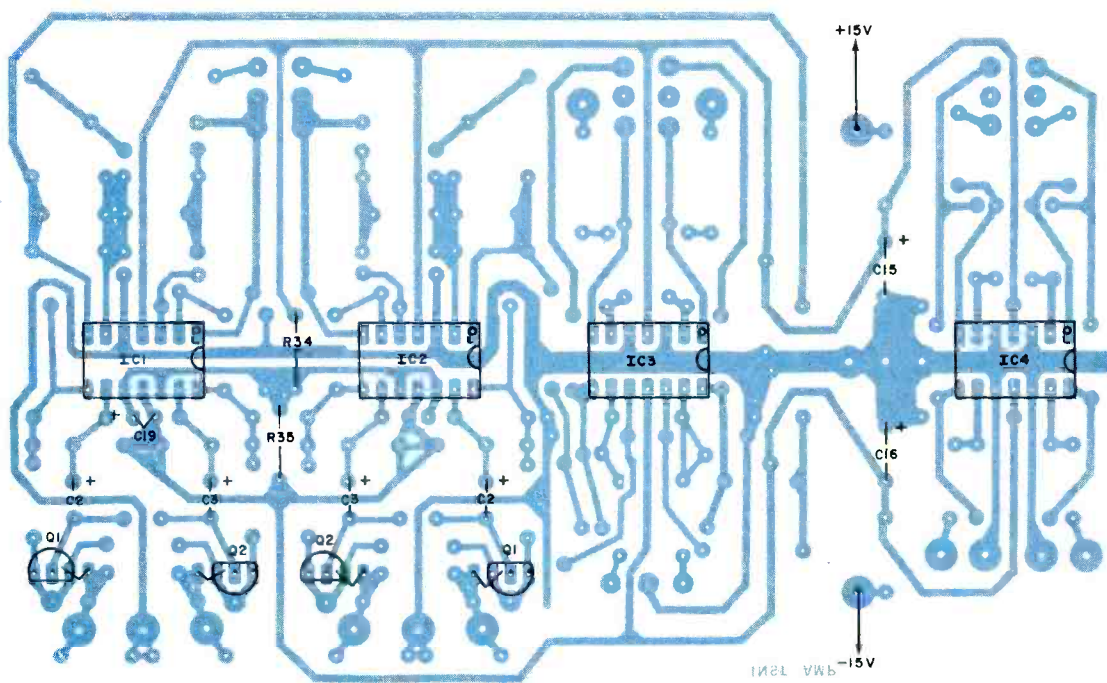


Fig. 9. Component placement guide reflects changes with respect to Fig. 8. that must be made for assembly of a moving-coil phono preamp.

FREE

The newest in home computers, fine stereo components, color TV, HAM radio, precision test equipment, innovative electronics for the home—all in easy-to-build, money-saving kits.

Send today for your **FREE Heathkit® Catalog**



If coupon is missing, write Heath Co., Dept. 010-752 Benton Harbor, MI 49022

Send to: Heath Co., Dept. 010752 Benton Harbor, MI 49022.

Send my free Heathkit Catalog now. I am not currently receiving your catalog.

Name _____

Address _____

City _____ State _____

CL-724A Zip _____

CIRCLE NO. 29 ON FREE INFORMATION CARD

phono preamp

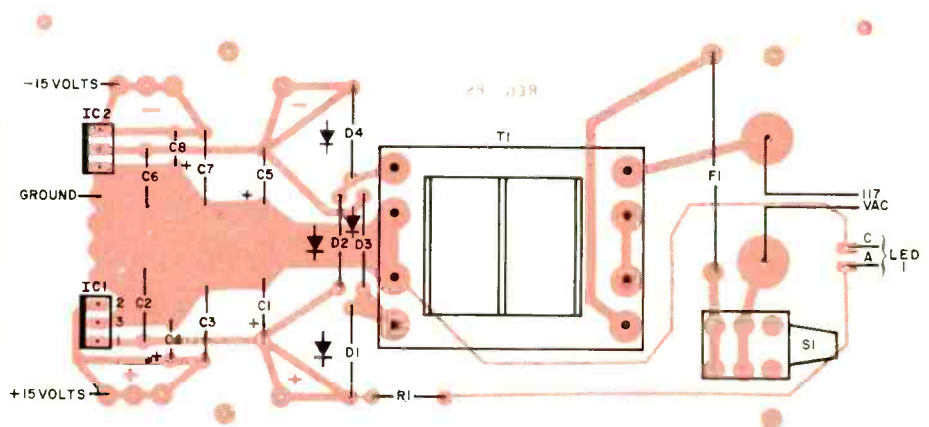


Fig. 10. Component placement guide for the power supply pc board.

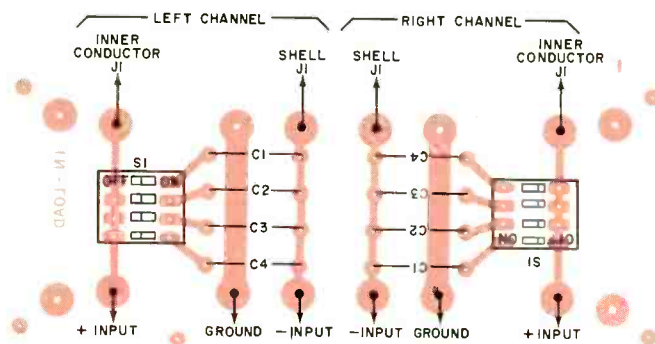



Fig. 11. Component placement guide for the optional, adjustable capacitive phono-cartridge loading network.



Photograph of the author's prototype reveals construction details and the presence of a metal shield between the main and power-supply pc boards.

wire quality phono cables directly to the board. Be sure to include a ground terminal connected to both the metallic enclosure and the ground bus. The turntable ground lead will be attached to this terminal.

Use. Connection of a phono preamp into an audio system is straightforward and will not be reviewed here. Remem-

ber, though, to balance the right and left outputs of the cartridge by adjusting *R23* for equal levels from both channels while playing a monophonic disc. If you include the input load board, take the time to adjust it as well. Having completed these steps, you can enjoy your system secure in the knowledge that your phono preamp is close to the state of the art. ♦

BUILD AN AUTOMATIC LINE VOLTAGE REGULATOR

*When your
line voltage
nosedives,
this circuit
gives a
6-volt boost*

BY HERBERT ELKIN*

DO YOUR lights go dim, does your TV picture shrink and lose brightness, or are your ac appliances acting as though they're just plain tired? You may be living in an area subject to "brownouts" (low power-line voltage), and the solution to your troubles could well be some form of voltage regulation.

The automatic line voltage regulator described in this article will automatically raise power-line voltage by about six volts whenever it drops below a preset level. When the line voltage returns to normal, the compensation automatically drops out. (See Fig. 1.)

Circuit Operation. Filament transformer *T1* is connected with its 6.3-volt secondary in series with the primary so

that the two voltages add. Relay *K1* taps an output from the primary alone or from the combined windings. The remainder of the circuit senses the output voltage and sets (or resets) *K1* to switch the extra winding in or out as needed.

As can be seen from Fig. 1 and the waveforms of Fig. 2, capacitor *C1* follows the swings of the fraction of the power-line voltage developed across the *R2* portion of voltage divider *R1-R2*. Potentiometer *R2* is adjusted so that the peak voltage across *C1* just reaches the firing level of neon lamp *I1* when the voltage across *R1-R2* reaches the level where automatic compensation is not required. The neon lamp breaks down and applies a positive pulse to the gate of *SCR1*, causing the SCR to turn on and

hold relay *K1* in the position that directs the normal line voltage to the output. The SCR, then turns off when the power-line voltage passes through zero. The neon lamp fires on each positive half cycle, allowing its glow to be used as a "normal" line voltage indication. During the negative half cycles, diode *D1* clamps *C1* to circuit ground, thus keeping the neon lamp "off" and preventing the negative pulse from being applied to the SCR gate.

Because its drive switches on and off at power-line frequency, relay *K1* would normally "chatter". Capacitor *C4*, connected across the relay coil, prevents this problem as it charges when the SCR fires to provide both filtering (due to rectification of the ac voltage by *SCR1*),

*Loral Electronic Systems, Yonkers, NY.

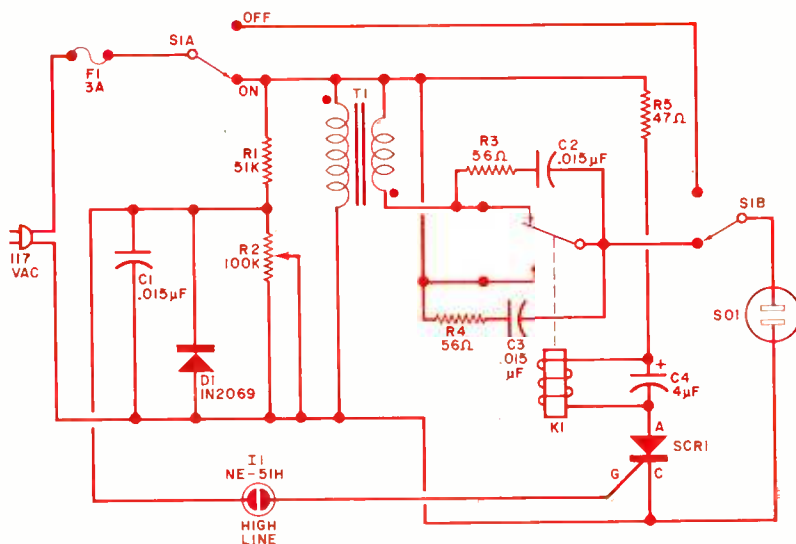


Fig. 1. When line voltage drops, *K1* adds the 6.3-V secondary of *T1* in series with the line to raise the output at *S01*.

PARTS LIST

- C1, C2, C3—0.015- μ F, 400-volt ceramic capacitor
- C4—4- μ F, 250-volt electrolytic
- D1—1N2069, 1-ampere, 200-PIV rectifier
- F1—3-ampere, slow-blow fuse with holder
- I1—NE-51H neon lamp assembly (Dialco 95-0463-0931-211 or similar)
- K1—2pdt, 48-volt, 2500-ohm relay (Sigma 62R2-48DC-SCO or similar)
- R1—51,000-ohm, 1/2-W, 10% resistor
- R3, R4—56-ohm, 1/2-W, 10% resistor
- R5—47-ohm, 1/2-W, 10% resistor
- R2—100,000-ohm, multi-turn pot.
- S1—2pdt switch
- SCR1—4-ampere, 200-PIV silicon controlled rectifier
- T1—6.3-V 3-A, filament transformer
- Misc.—Ac receptacle (SO1), terminal strip, suitable enclosure, spacers, mounting hardware, etc.

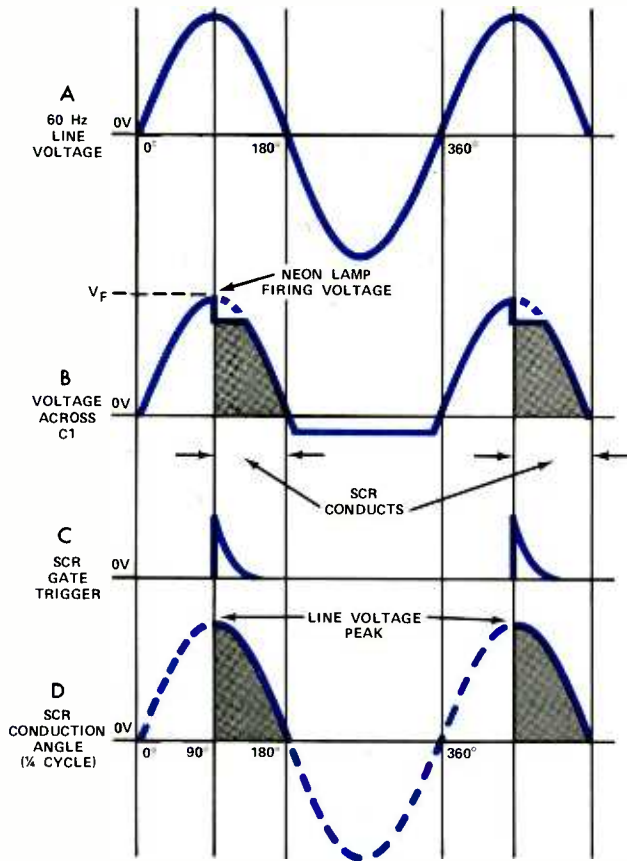


Fig. 2. Waveform at (A) is line voltage; (B) is voltage across C1; (D) is SCR conduction angle.



Interior photo of the prototype regulator. Components can be mounted on pc or perf board.

and relay-coil holding current when the SCR is off.

The networks consisting of R3-C2 and R4-C3 form arc-suppression circuits to minimize relay contact pitting, while R5 limits SCR surge current to a safe value. Using the parts shown in Fig. 1, appliances drawing up to 350 VA can be controlled. For higher power, a larger transformer and a relay with heavier contacts can be used. Make sure that fuse F1 is a slow-blow type to accommodate any turn-on surge currents. To bypass the compensation circuit, switch S1 can be set to OFF.

Construction. With the exception of transformer T1, output socket SO1, neon lamp assembly I1, and on/off switch S1, all components can be mounted on a small pc board—or a perf board, using point-to-point wiring. The board can be mounted in any type of enclosure that can accommodate all of the components. The line cord exits through a grommetted hole.

A terminal strip with nongrounded lugs must be used for the transformer leads and ac power connections. If a metal enclosure is used, it is important that it be isolated from both sides of the power line to prevent a shock hazard.

The windings of T1 can be phased using the setup shown in Fig. 3. Temporarily connect one secondary lead to one side of the primary as shown. Very carefully (to avoid shock), measure and note the voltage appearing across the transformer primary alone. This is the line voltage. Then measure the voltage across the combined primary/secondary and note that it is 6.3 volts higher. If the voltage indication is less than the noted line voltage, phasing is incorrect. Exchange the two secondary leads and repeat the above test. When the combined voltage is higher than the line voltage, you know that the transformer leads are properly phased.

Calibration. To adjust the low-volt-

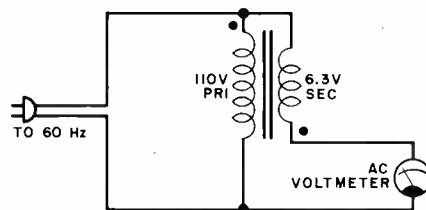


Fig. 3. Meter should read 6.3 V above line with transformer connected as shown.

age trip point, a source of variable line voltage is required. (A Variac or similar device will do.) Adjust the power-line input for 110 volts—or whatever voltage you wish the relay to trip at—and connect an ac voltmeter across the contacts of SO1. Vary potentiometer R2 until neon lamp I1 glows and note that as this happens the relay is activated, which means that the voltage is not boosted, and the ac voltmeter across SO1 registers 110 volts.

Carefully rotate R2 until the neon lamp just extinguishes and the relay de-energizes. The ac voltmeter across SO1 should move up to approximately 116.3 volts. Slowly increase the input voltage level until the neon lamp lights and note that the ac voltmeter indicates about 112 volts. Set the trip point wherever you want it to occur.

In Conclusion. This project represents a simple, inexpensive way to provide some compensation for low power-line voltage. Its regulation is somewhat coarse, but is sufficient for most home appliances. Note that, since relay K1 interrupts power briefly while switching in the booster winding, the circuit may not be suitable for use with sensitive devices such as computers or digital clocks. ♦

HOT WINTER PRICES ON PERSONAL COMPUTERS AND COMPONENTS.

Look at this!



Ohio Scientific Superboard II \$299

- It's the first complete computer system on a board.
- Superboard II uses the ultra powerful 6502 Microprocessor
- 8K Microsoft BASIC-in-ROM
- 4K static RAM on board, expandable to 8K
- Full 53-key keyboard, with upper and lower case. Plus user expandability.
- Video interface and audio cassette interface.

The Ohio Scientific Superboard II at \$299 — in today's economy — has got to be the best buy by far. It will entertain you with spectacular graphics made possible by its ultra high resolution graphics and super fast BASIC. It will help you in school or industry, as an ultra powerful scientific calculator. Advanced scientific functions and a built-in "immediate" mode allow you to solve complex problems without programming.

The Superboard II can be expanded economically, for business uses, or to remotely control your home appliances and security. Even communicate with other computers.

Read what's been written about Superboard II:

"We heartily recommend Superboard II for the beginner who wants to get into microcomputers with a minimum cost. A real computer with full expandability."

—POPULAR ELECTRONICS, MARCH 1979

"The Superboard II is an excellent choice for the personal computer enthusiast on a budget."

—BYTE, MAY 1979

Look at these easy hardware prices:

610 Board For use with Superboard II and Challenger 1P. 8K static RAM. Expandable to 24K or 32K system total. Accepts up to two mini-floppy disk drives. Requires +5V @ 4.5 amps.	\$ 298
Mini-Floppy Disk Drive Includes Ohio Scientific's PICO DOS software and connector cable. Compatible with 610 expander board. Requires +12V @ 1.5 amps and +5V @ 0.7 amps. [Power supply & cabinet not included.]	299
630 Board Contact us for important details.	229
AC-3P 12" combination black and white TV/video monitor.	159
4KP 4K RAM chip set.	79
PS-005 5V 4.5 amp power supply for Superboard II.	35
PS-003 12V power supply for mini-floppies.	29
CS-600 Metal case for Superboard II, 610 and 630 board and two power supplies. [While stock lasts.]	49
CS-900B Metal case for single floppy disk drive and power supply. [While stock lasts.]	49
AC-12P Wireless remote control system. Includes control console, two lamp modules and two appliance modules, for use with 630 board.	175
AC-17P Home security system. Includes console, fire detector, window protection devices and door unit for use with 630 board.	249
C1P Sams C1P Service manual	8
C4P Sams C4P Service manual	16
C3 Sams Challenger III manual	40

Ohio Scientific and independent suppliers offer hundreds of programs for the Superboard II, in cassette and mini-floppy form.

Freight Policies All orders of \$100 or more are shipped freight prepaid. Orders of less than \$100 please add \$4.00 to cover shipping costs. Ohio residents add 5.5% Sales Tax.



Hours: Call Monday thru Friday.
8:00 AM to 5:00 PM E.D.T.
TOLL FREE: 1-800-321-5805

Guaranteed Shipment

Cleveland Consumer Computers & Components guarantees shipment of computer systems within 48 hours upon receipt of your order. **Our failure to ship within 48 hours entitles you to \$35 of software, FREE.**

To Order: Or to get our free catalog **CALL 1-800-321-5805 TOLL FREE.** Charge your order to your **VISA** or **MASTER CHARGE** account. Ohio residents call: [216] 464-8047. Or write, including your check or money order, to the address listed below.



CLEVELAND CONSUMER COMPUTERS & COMPONENTS

P.O. Box 46627
Cleveland, Ohio 44146

Order Form: CLEVELAND CONSUMER COMPUTERS & COMPONENTS P.O. Box 46627 Cleveland, Ohio 44146

- | | |
|--|---|
| <input type="checkbox"/> Superboard II \$299. | <input type="checkbox"/> 630 Board \$299. |
| <input type="checkbox"/> 610 Board \$298. | <input type="checkbox"/> AC-3P 12" B/W Monitor \$159. |
| <input type="checkbox"/> Mini-Floppy Disk Drive \$299. | <input type="checkbox"/> C1P Sams Manual \$8. |

[Attach separate sheet for other items.]

NAME _____

ADDRESS: _____

CITY: _____ STATE: _____ ZIP: _____

PHONE: _____

Payment by: VISA _____ MASTER CHARGE _____ MONEY ORDER _____

Credit Card Account # _____

Expires _____ Interbank # [Master Charge] _____

TOTAL CHARGED OR ENCLOSED \$ _____ [Ohio Residents add 5.5% Sales Tax]

Orders of less than \$100, please add \$4.00 to cover shipping costs.

All orders shipped insured UPS unless otherwise requested. FOB Cleveland, Ohio.

SOLID-STATE DEVELOPMENTS

By Forrest M. Mims

Magnets, Bubbles and Garnets

MAGNETIC recording tapes and disks provide the cheapest form of mass data storage available. In addition, unlike most semiconductor memories, they offer nonvolatile data storage. That is, information can be retained indefinitely without the need for electrical power.

The biggest drawback of conventional magnetic recording media is that physical movement of the medium with respect to the head or the head with respect to the medium is required to write data onto and read data from the medium. Thus, drive motors are required. These consume considerable amounts of electrical power and result in relatively slow read-write access times.

The drawbacks of conventional magnetic media are obviated by the use of a new, motionless medium in which the data, not the medium, moves. The latter is a thin synthetic ferrite or garnet film containing microscopic magnetic domains which can act as information carriers and which are free to move throughout the crystal. Normally, the domains are serpentine in shape. Under the influence of an external magnetic field, however, the domains become constricted. When the strength of the field is increased to a certain threshold, the domains become cylinders having diameters of 2 to 30 micrometers.

Magnetic domains such as these can be seen through a microscope. When

viewed on end, they appear like small circles, hence their popular name *magnetic bubbles*.

Advantages of Bubble Memories. When compared to disk memories, magnetic bubbles offer the advantages of smaller size and no moving parts. The absence of moving parts eliminates the need for periodic maintenance, ensures much higher levels of reliability and provides faster access times. Bubble memories can be cheaper than disk systems in some applications, and price reductions are possible.

Semiconductor memories are faster, easier to interface and smaller than bubble memories. But they are *volatile* and lose their data if power is removed. Bubble memories retain data without the need for electrical power. They may also provide greater storage capacity at less cost than some semiconductor RAMs.

How They Work. Andrew H. Bobeck, a scientist at Bell Telephone Laboratories, discovered magnetic bubbles in 1967. He found that magnetic bubbles can move through their garnet matrix much like air bubbles move through water. Place a magnetized needle on the garnet, and it will attract a cluster of bubbles. Move the needle, and the cluster will follow, perhaps attracting additional bubbles along the way. The bubbles in the cluster retain their integrity and don't merge into one large bubble. Each bubble is actually a microscopic magnetic domain and therefore tends to repel its neighbors.

Many ways have been devised to use magnetic bubbles in shift-register type memory systems. A typical memory consists of a ferrite or garnet film which has been epitaxially grown on a crystalline substrate such as gadolinium gallium garnet (GGG). A ferrite-bearing alloy is then deposited in a repetitious pattern on the upper surface of the bubble-containing film.

The metal patterns guide the bubbles through the garnet film in an organized fashion. Various patterns have been used. One consists of tiny bar- and T-shaped elements. Another consists of miniature chevrons. These elements are converted into miniature magnets by the action of an external magnetic field. When the field is rotated, a bubble between two chevrons or between a bar- and a T-shaped element is repelled to

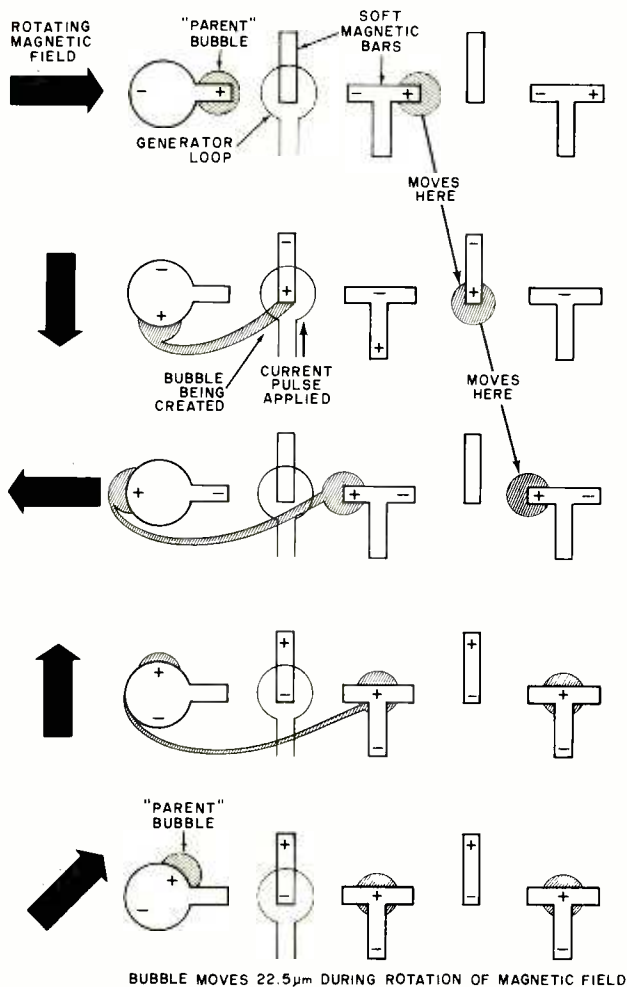


Fig. 1. A bubble, once established, is moved around between soft magnetic bars by rotating magnetic field at left.

ETCO

CABLE TV CONVERTERS AND OTHER GOOD STUFF!

SMASHING ALL SALES RECORDS - OUR NEW 30 CHANNEL CABLE TV CONVERTER!

Converts mid & super band cable channels for viewing on your TV set! No. 294AE047 **39⁹⁵** \$34.95 ea./5

HOT NEW IMPORT! REMOTE CONTROL 30 CHANNEL CABLE TV CONVERTER!

Includes remote TV on/off switch and fine tuning control! No. 294A275 **89⁹⁵** \$79.95 ea./5 \$74.95 ea./10

ETCO MKII WIRELESS - THE ULTIMATE CABLE TV CONVERTER!

Set TV to channel 3, and the hand-held remote control does it all! No. 294ZA008 **189⁰⁰**

VIDCOR 2000 CONVERTER ELIMINATES PROBLEMS WHEN TAPING FROM CABLE TV

Restores your VCR's capability for programming. Restores remote channel control. Enables videotaping of one cable program while watching another. No. 294VA950 **89⁹⁵** \$89.95 ea./5

UNUSUAL FACTORY SURPLUS MID-BAND - SUPER-BAND CABLE TV TUNER

Converts cable channels to a common IF frequency. Experimenters, built cable converters, decoders, etc. With schematic. No. 294VA342 **19⁹⁵** \$17.50 ea./10

294VA389 Detailed schematic & spec sheet \$1.50

FACTORY SURPLUS UHF TUNERS

Brand new production surplus. All solid state. Ideal for experimental work building cable TV converters, etc. No. 294SU099 **4⁹⁵** \$3.95 ea./10

MINIATURE FM WIRELESS MICROPHONE

Hides in the palm of your hand. Reception on any standard FM radio or receiver. No. 294VA482 **29⁹⁵** \$27.50 ea./5 \$24.95 ea./10

QUARTER-MILE WIRELESS MICROPHONE & RECEIVER SYSTEM

FCC approved crystal controlled wireless mike & receiver. All battery operated. Electret wide-range response. VU meter. No. 294VA093 **69⁹⁵** \$49.95 ea./5

ETCO GENERAL PURPOSE TUBE TESTER

IN KIT FORM. Checks for leakage, shorts, emission, 7, 9 pin, octal, local, connections, nuvitors. In portable case. No. 294KT146 **49⁹⁵** Wired No. 294TE053 \$79.95. Pie tube adapter. 294TE344 \$19.95

DUMPING! NORELCO ENDLESS LOOP CASSETTES!

Impossible to find at any price! 3 minutes - No. 294VA605 **4⁹⁵** \$4.49 ea./10 6 minutes - No. 294VA606 **ENDLESS!**

IN STOCK - THE MURA CORDLESS TELEPHONE SYSTEM!

Answer & originate calls with this wire- less cordless telephone. 400 ft. range. Rechargeable! Last number recall! Paging feature! Use with rotary touch systems! No. 294VA724 **144⁸⁸** \$129.95 ea./5

SALE OF QUARTZ BATTERY OPERATED CLOCK MOVEMENTS!

Accuracy of 1 min. year up to 4 years operation on 1 alkali line 'C' cell. Imported from West Germany. No. 294VA561 **9⁹⁵** \$8.95 ea./5 294VA565 Matching hands \$2.49/set \$1.95/set/5

20 AMP REGULATED 12VDC POWER SUPPLY!

13.8 vdc no load, 12.5 vdc full load. Easily handles ham station marine radio, SSB linear up to 400w P.E.P. Brand new, factory sealed cartons. No. 294VA394 **59⁸⁸** \$48.95 ea./5

294VA396 at above, 10 amps - \$49.95 39.95 ea./5

FREE OUR LATEST 98 PAGE FASCINATING CATALOG jam packed with unique items, electronic bargains and unusual offers. Write or circle the information card number below.

ETCO ETCO ELECTRONICS NORTH COUNTRY SHOPPING CENTER PLATTSBURGH, N.Y. 12901

Check with order, please. Visa & Mastercard - 1% surry, no C.O.D.'s. Add 15% for UPS & Handling (Excess refunded). N.Y. State residents add 7% sales tax. Dealer & Export inquiries invited. Our telephone order desk never closes. Call 1 518 561 8700.

solid-state developments

This permits the bubbles to be stored indefinitely.

Bell Laboratories is experimenting with bubble-memory speech playback units for such computer-generated messages as, "The number you have reached has been disconnected." One unit stores 270,000 bits, enough for a few minutes of speech.

In 1977, TI became the first company to introduce commercial products containing magnetic bubble memories. The products are data terminals, each with a storage capacity of 20K bytes that can be expanded to 80K bytes. Data stored in the terminal's memory can be accessed within 15 milliseconds. Compare this with an access time of from seconds to minutes for terminals with a cassette-tape data storage.

Texas Instruments sells a 92K-bit magnetic-bubble memory kit for \$191.00. The kit includes a 92,304-bit bubble memory installed in a 14-pin dual-in-line package containing both one permanent and two orthogonal-coil magnets. The bubble-containing film is

imprinted with 144 circular shift registers, each of which contains 641 bit positions. These registers are called *minor loops*. They are all connected to a *major loop* which provides such control functions as bubble generation, replication and annihilation. The bubble detector is also in the major loop.

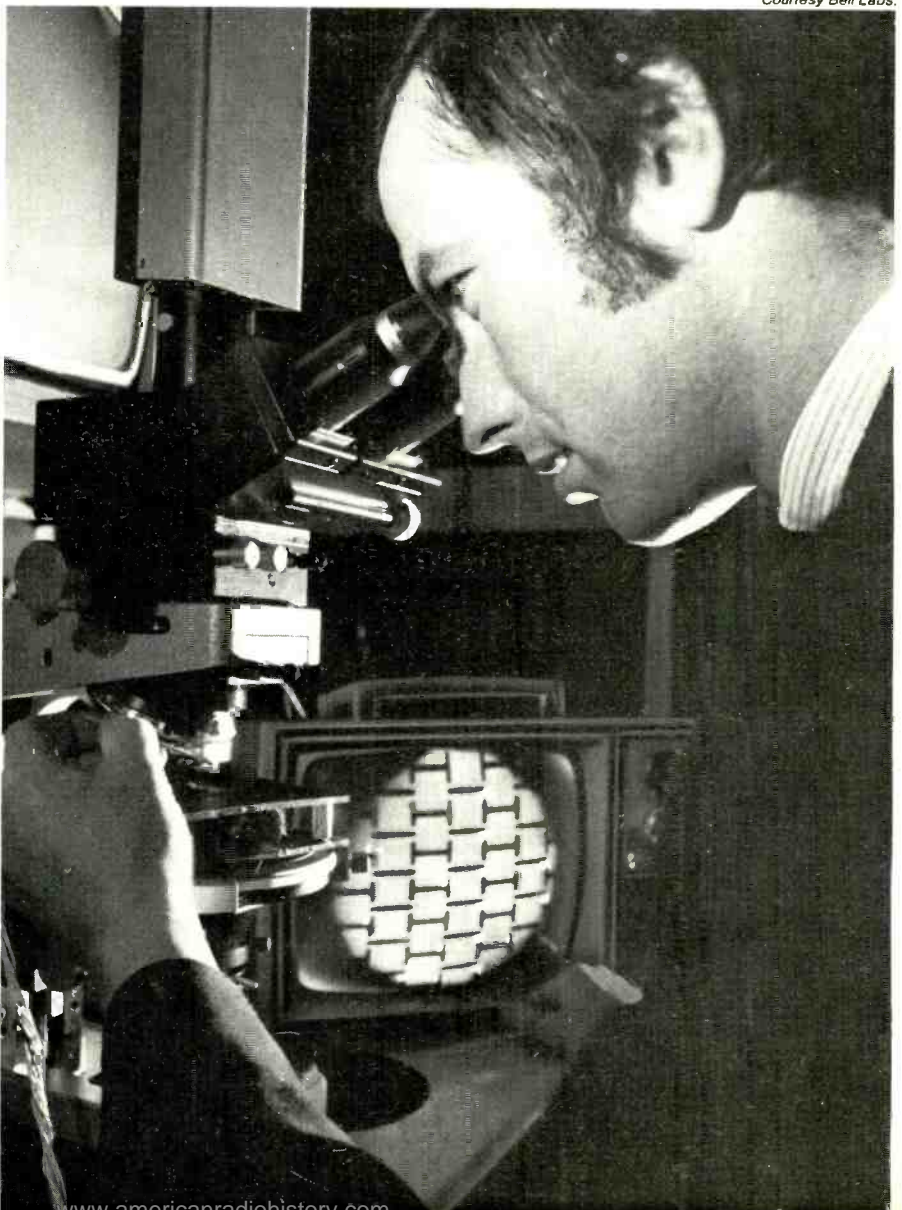
The major/minor loop arrangement greatly speeds up the memory's access time. It also improves production yield because defective minor loops can be ignored by the external access circuitry.

Defective loops occur due to the ultra-fine geometry of the metalized elements. As many as 13 of the minor loops in a TI bubble memory can be defective without affecting the memory's storage capacity. The hexadecimal addresses for the defective loops are printed on the memory's package. An external PROM can be loaded with the addresses of good loops only so that the addresses of the defective loops can be ignored.


In addition to the bubble-memory chip itself, the TI kit includes a sense-amplifier chip, two coil-driver chips and

Scientist observing the movement of magnetic bubbles through a microscope.

Courtesy Bell Labs.



CIRCLE NO. 22 ON FREE INFORMATION CARD



Magnetic bubble memory kit from Texas Instruments.

a thermistor for temperature compensation. A function-driver chip to control bubble generation and annihilation is also included, as are a timing chip and a controller chip. A single pair of timing and controller chips will drive up to ten bubble-memory chips.

The TI kit does *not* include a printed circuit board, but TI sells several different assembled single-card, bubble-memory systems. These 4.5-X-6.5-inch cards contain from one to four 92K-bit bubble memories and provide 11.5K, 23K, 34.5K or 46K bytes of storage. These systems are compatible with several commercially available microprocessor and microcomputer boards, but their cost is higher than disk memories offering greater storage capacities. The 11.5K-byte version, for example, is \$650. The 46K-byte board sells for \$1,215.

Prices for bubble memories and bubble memory products will probably fall in the future as this new memory technology begins to take over applications now dominated by cassette tape and floppy disks. In the meantime, the still more-expensive bubble memories can be used in applications where tape and disk drives are simply too slow. The Texas Instruments 92K-bit bubble memory, for example, has a data rate of 50 kilobits per second and an average access time of only 4 milliseconds.

Bubble memories can also be used to advantage when compact size and small weight are required. The TI memory weighs less than an ounce (25 grams total) and occupies only 1.25 square inches of board space. And, of course, it has no moving parts and produces no annoying acoustic noise.

Further Reading. Many articles about bubble memories have appeared in technical magazines since 1970. For a complete listing, look up the subject in the various guides to periodical literature available at most libraries.

For detailed information about TI's bubble memories, request a copy of the booklet *TIB0203 Magnetic Bubble*

Memory and Associated Circuits from a TI distributor, or write to Texas Instruments, Inc., Inquiry Answering Service, Box 225012, M/S 308 (Attn: TIBK090), Dallas, TX 75265.

New Chips. Remote-control enthusiasts will be interested in a new pair of encoder/decoder chips available from Signetics (811 East Arques Avenue, Box 409, Sunnyvale, CA 94086). The NE5044N encoder chip can be programmed to handle from three to seven information channels. The NE5045N is a seven-channel decoder chip which accepts either positive or negative serial inputs and provides parallel outputs.

For simpler applications, the NE5046N, a two-channel decoder chip, is available. This chip provides the same 0.3 percent linearity as its more complex counterparts.

In addition to remote control of appliances and toys, these new chips can be used in data-transmission applications. I don't know single-quantity prices for these new chips, but the 100-quantity price is \$2.16 for the NE5044N, \$1.99 for the NE5045N and \$1.08 for the NE5046N.

The voltage comparator offers a straightforward way to detect whether a voltage is greater or less than a specified level. Silicon General (11651 Monarch St., Garden Grove, CA 92641) has taken the comparator a step beyond its usual abilities in developing the SG1542, a new chip that provides a 200-milliampere output when an overvoltage condition occurs. The output can be used to trigger an external SCR crowbar to terminate the overvoltage condition.

The SG1542 also provides outputs for a warning device and indicators of both in-tolerance and out-of-tolerance conditions. If desired, an external capacitor can be added to provide a predictable delay between the detection of the overvoltage and the triggering of the crowbar protection. The chip includes an internal 2.6-volt reference source and has a 4.5-to-40-volt operating range. Cost in 100-unit quantities is \$4.00. ♦

LEARN MICROPROCESSING on your own computer!

You Learn How To:

- Design & code microprocessor software
- Use logic & Bit Manipulation Techniques
- Enter & execute programs on your own computer
- Understand Microprocessor Architecture & Support Chips
- Control Programmable Input/Output Ports
- Implement Real-Time Interrupt Handling & Data Transfer
- Design your own microcomputer



8085 MICROPROCESSOR TRAINING UNIT \$299.95

You Will Receive:

- A fully tested and assembled 8085A Microcomputer with 1K RAM, 1K EPROM and 1K PROM Memory. Programmable I/O Keyboard Unit, CPU Card, Display and Operating System. 44 pin edge connector can be configured to any bus structure, area on CPU Card for Custom wire-wrap design or user defined interface circuitry completely expandable
- Complete Step-by-Step Instruction Manual
- Complete Users Manual with programs included
- 352 page 8085A Cookbook takes you from basic microprocessor concepts to actual design of an 8085A Microcomputer
- 344 page 8080/8085 Software Design Book 1 with over 190 executable program examples plus detailed examination of all 244 instructions and typical assembly language program for the 8080/8085 Microprocessor

Satisfaction Guaranteed. If not completely satisfied you may return the product within 30 days for a full refund.

RATED BEST VALUE BY INSTRUCTORS

	CREDIT CARD ORDERS CALL TOLL-FREE	
	14905 NE 40th, Dept PE 3 REDMOND, WA 98052	
NAME _____		
ADDRESS _____		
CITY _____		ST _____ ZIP _____
CARD NO. _____		EXP. DATE _____
SIGNATURE _____		

CIRCLE NO. 53 ON FREE INFORMATION CARD



DON'T BLAME THE SOFTWARE!

Power Line Spikes and Hash often cause memory loss or erratic operation. Often floppies, printer & processor interact!

OUR unique ISOLATORS eliminate equipment interaction AND curb damaging Power Line Spikes, Surges and Hash.

3 filtered 3-prong sockets and integral Spike Suppression. 125 VAC, 15 Amp, 1875 W Total - 1 KW per socket.

ISO-1 ISOLATOR. 3- Filtered Sockets; 1000 Amp 8/20 usec Spike Suppressor\$56.95

ISO-4 ISOLATOR. 6 Filtered Sockets; 1000 Amp 8/20 usec Spike Suppressor\$96.95

ISO-3 SUPER-ISOLATOR. 3 DUAL filtered Sockets; 2000 Amp 8/20 usec Spike Suppressor\$85.95

ISO-7 SUPER-ISOLATOR. 5 DUAL filtered Sockets; 2000 Amp 8/20 usec Spike Suppressor\$139.95

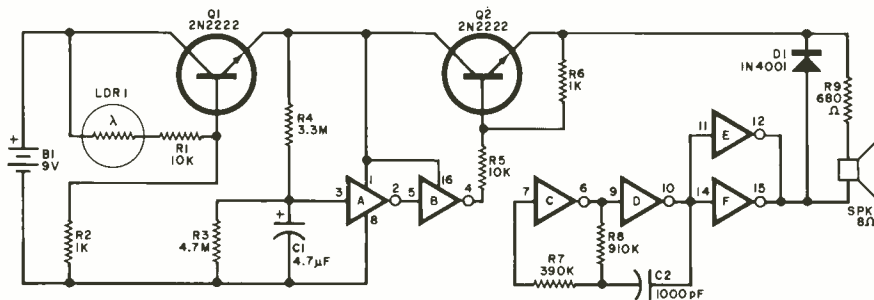
Master-Charge, Visa, American Express
Phone:1-617-655-1532

Electronic Specialists, Inc.
171 South Main Street, Natick, Mass. 01760
Dept. PE (617) 655-1532

CIRCLE NO. 20 ON FREE INFORMATION CARD 91

HOBBY SCENE

By John McVeigh,
Technical Editor



Open-Humidor Alarm

Q. I hope you can help me with a problem. My roommate has an irritating hab-

it of removing cigars from my humidor and forgetting to replace the lid. I really hate to smoke dried-out cigars. Can you

publish the schematic of a small circuit that will produce an audible signal after it has been exposed to light for more than a few seconds?—Steve Resnick, Spring Valley, NY

A. The circuit shown schematically in the figure should help keep your cigars fresh. I designed it around the CD4009 CMOS hex inverting buffer. When the lid is lifted off the humidor, the resistance of cadmium-sulfide photocell LDR1 decreases dramatically and permits sufficient base current to flow into Q1 to cause the transistor to conduct. This allows C1 to charge and hex inverter IC1 (A through F) to draw current from the battery. When C1 has charged to slightly more than half of the supply voltage, the output of inverter A switches from logic 1 to logic 0 and the output of inverter B from logic 0 to logic 1. Pass transistor Q2 begins to conduct.

In the meantime, the astable multivibrator comprising inverters C and D and their associated passive components has begun to oscillate at approximately 1000 Hz. The output of the oscillator is applied to inverters E and F, whose inputs and outputs are connected in parallel. The outputs of these inverters are switching back and forth between logic 0 and logic 1 at a rate determined by the astable multivibrator. Once pass transistor Q2 has begun to conduct, the inverter outputs can sink current through R9 and the dynamic speaker to ground during the logic-0 portions of the output cycle. This causes the speaker to emit an audible alert.

It takes about 12 seconds for the circuit to start beeping. That should be enough time for your friend to select the stogie of his choice, but the interval can readily be lengthened or shortened by increasing or decreasing, respectively, the time constant in the delay portion of the circuit (for example, by increasing the value of capacitor C1).

Nonsmoking readers can probably find other applications for this circuit, such as an open-refrigerator-door alarm. It can be built using a small piece of perforated board, which could also provide mechanical support for the 9-volt transistor battery and the miniature dynamic speaker.

IS YOUR TRS-80 SMARTER THAN YOU ARE?

Novice Hobbyist Educator Student Expert Sams Books can help you get all the performance and features out of the TRS-80 that were built into it. The more you know about the hardware, software, language, and programming involved with the TRS-80, the faster your computer will pay for itself.

THESE SAMS BOOKS WILL HELP YOU USE ALL THE TRS-80 FEATURES YOU PAID FOR

TRS-80 INTERFACING Books 1 & 2. By Jonathan A. Titus. Book 1 introduces the signals available with the TRS-80 and how to use them to control external devices. Book 2 explores more advanced interfacing techniques that will allow you to do real things that you didn't even know your TRS-80 could do. BOOK 1 No. 21633, \$8.95. BOOK 2 No. 21739, \$10.95. TWO-VOLUME SET—Books 1 & 2 No. 21765, \$18.50.

Mostly BASIC: Applications for your TRS-80. By Howard Berenbon. No. 21788, \$11.95. Contains over 15 actual programs for home, entertainment, business, financial and educational use on the TRS-80.

Z-80 MICROCOMPUTER HANDBOOK. By William Barden, Jr. No. 21500, \$8.95. The more you know about the Z-80 microprocessor—the heart of the TRS-80—the more you can get out of your computer. Here's everything you should know about the hardware, software and microcomputers built around the Z-80.

Z-80 MICROPROCESSOR PROGRAMMING & INTERFACING Books 1 & 2. By Elizabeth A. Nichols, Joseph C. Nichols, and Peter R. Rony. Book 1 explores Z-80 software and machine language programming. Book 2 addresses interfacing digital circuits with the Z-80 CPU, PIP, and CTC chips. BOOK 1 No. 21609, \$11.95. BOOK 2 No. 21610, \$14.95. TWO-VOLUME SET—Books 1 & 2 No. 21611, \$24.95.

Sams Books

Mail to: Howard W. Sams & Co., Inc., 4300 West 62nd Street, PO Box 7092, Indianapolis, IN 46206. (317) 298-5400

	No.	Price	Quantity
TRS-80 Interfacing—Book 1	No. 21633	\$ 8.95	_____
TRS-80 Interfacing—Book 2	No. 21739	\$10.95	_____
TWO-VOLUME SET—TRS-80 Interfacing Books 1 & 2	No. 21765	\$18.50	_____
Mostly BASIC: Applications for your TRS-80	No. 21788	\$10.95	_____
Z-80 Microcomputer Handbook	No. 21500	\$ 8.95	_____
Z-80 Microprocessor Programming & Interfacing, Book 1	No. 21609	\$11.95	_____
Z-80 Microprocessor Programming & Interfacing, Book 2	No. 21610	\$14.95	_____
TWO-VOLUME SET—Z-80 Microprocessor Programming & Interfacing Books 1 & 2	No. 21611	\$24.95	_____
Amount of order			\$ _____
Add local sales tax where applicable			\$ _____
Shipping & handling costs			\$ 2.00
Total amount of order			\$ _____

Payment Enclosed Check Money Order

VISA Mastercard Interbank No. _____ (minimum credit card purchase \$10)

Account No. _____ Expiration Date _____

Name (print) _____ Signature _____

Address _____

City _____ State _____ Zip _____

Prices subject to change without notice. All books available from Sams Distributors, Bookstores, and Computer Stores. Offer good in U.S.A. only. In Canada, contact Lenbrook Industries Ltd., Scarborough, M1H 1H5, Ontario, Canada. Offer expires 6/30/81.

AD072

EXPERIMENTER'S CORNER

By Forrest M. Mims

Programmable-Gain Amplifiers

HOW would you like to control the volume of a radio or gain of an amplifier with a series of switches instead of a knob? Or, better still, how would you like to perform this and

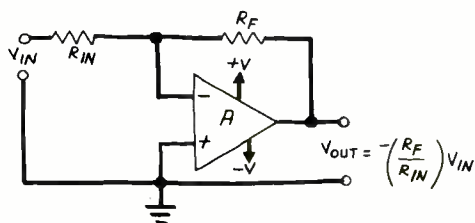


Fig. 1. An inverting operational amplifier.

other, similar functions digitally, perhaps under microprocessor or computer control? If so, read on!

The Operational Amplifier. Figure 1 shows a straightforward inverting amplifier built around a standard operational amplifier. The voltage gain of this circuit is the quotient of the value of the feedback resistor (R_F) divided by the value of the input resistor (R_{IN}).

The gain of the amplifier can be altered by varying the values of R_{IN} or R_F or both. In practice, it's usually best to keep R_{IN} fixed because changing it alters the amplifier's input impedance.

Potentiometers are customarily used when it's necessary to make either R_{IN} or R_F variable. Unless expensive ten-turn or

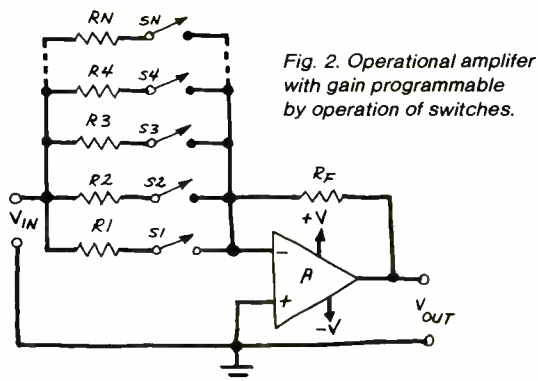


Fig. 2. Operational amplifier with gain programmable by operation of switches.

detented potentiometers are used, this makes accurate changes in gain difficult. The output of the amplifier must be monitored with an oscilloscope or digital voltmeter while the adjustment is made.

One way to provide selectable fixed, and therefore repeatable, gain settings is to use a parallel network of resistor/switch pairs as shown in Fig. 2. By preselecting the resistor values, any desired gain setting can be achieved by simply closing the appropriate switch. If R_F and R_3 in Fig. 2 are

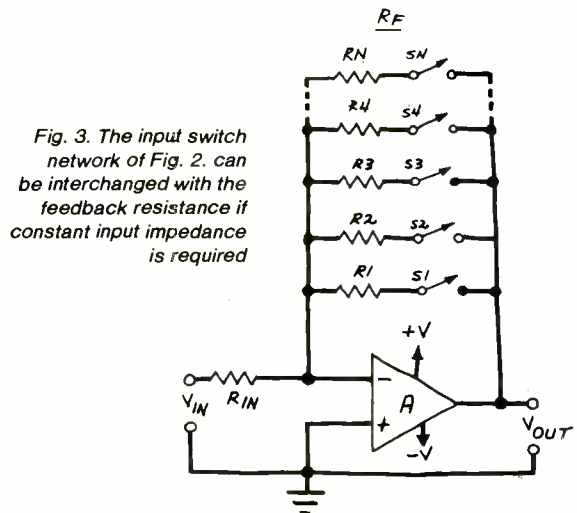


Fig. 3. The input switch network of Fig. 2 can be interchanged with the feedback resistance if constant input impedance is required.

10,000 and 1,000 ohms respectively, then the voltage gain will be -10 when only R_3 's switch is closed. The polarity of the gain figure is negative due to the fact that the amplifier operates in the *inverting* mode.

The input network and R_F can be interchanged (Fig. 3) if a constant input impedance is required. In this case, if R_{IN} is fixed at 10,000 ohms and R_4 is one megohm, the voltage gain will be $-1,000$ when only R_4 's switch is closed.

Simplified Programming. As more gain settings are required, the circuits just presented become impractical because more and more resistors and switches become necessary. One way to reduce circuit complexity while greatly increasing the number of available gain steps is to replace the custom-selected resistor network with a binary-weighted resistor network. Figure 4 shows a four-level network connected in place of R_{IN}

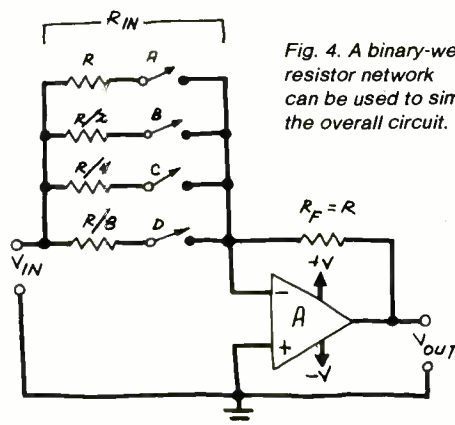


Fig. 4. A binary-weighted resistor network can be used to simplify the overall circuit.

in an op-amp circuit. Closing various combinations of switches will provide gains of each integer from 1 to 15. The previous circuits would require fifteen resistor/switch pairs to provide this same number of gain steps.

More resistors and switches can be added to provide progressively more gain steps. Eight resistor/switch pairs, for example, will provide 255 gain steps!

It's helpful to understand the operation of the binary-weighted resistor network in Fig. 4. Although its input network has four levels, we can understand how it works by referring to the simpler, three-level version shown in Fig. 5.

First, remember that the total resistance of two or more resistors in parallel is the reciprocal of the sum of the reciprocals of the individual resistors, or $R_{TOTAL} = 1/(1/R1 + 1/R2 + 1/R3 \dots + 1/RN)$. Knowing this, we can make a table that shows the resistance given by each of the eight possible switch combinations. In this table, a zero represents an open switch and a one a closed switch.

Switch			Resistance
C	B	A	
0	0	0	----
0	0	1	R
0	1	0	R/2
0	1	1	$1/(1/R + 2/R) = R/3$
1	0	0	R/4
1	0	1	$1/(1/R + 4/R) = R/5$
1	1	0	$1/(2/R + 4/R) = R/6$
1	1	1	$1/(1/R + 2/R + 4/R) = R/7$

As you can readily see, the seven switch combinations give seven different resistances of descending value. We can make practical use of this table by assigning a value to R. If, for instance, R is 40,000 ohms, we obtain:

Switch			Resistance
C	B	A	
0	0	0	----
0	0	1	R = 40,000
0	1	0	R/2 = 20,000
0	1	1	R/3 = 13,333
1	0	0	R/4 = 10,000
1	0	1	R/5 = 8,000
1	1	0	R/6 = 6,666
1	1	1	R/7 = 5,714

You can verify the accuracy of this table by actually calculating the value for each step. You should arrive at the same result, whether you divide each of the integers 1 through 7 into 40,000 or use the formula for the total resistance of resistors in parallel.

Now that you know how the binary-weighted resistor net-

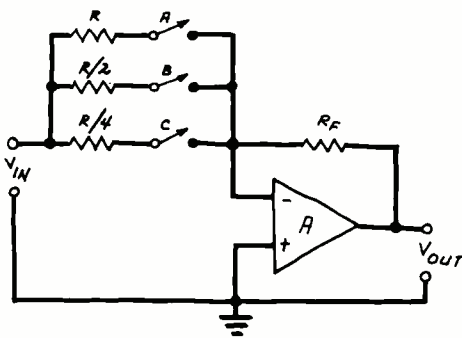


Fig. 5. Three-level binary-weighted input network.

work works, let's assume that it's connected as the input resistance in a straightforward inverting amplifier like the one shown in Fig. 1. If R_F is made equal to R, then the amplifier will have switch-programmable gains ranging from -1 to -7 in equally spaced increments.

It should now be obvious to you how the circuit shown in Fig. 4 provides a switch-programmable gain of from 1 to 15. Add another resistor-switch pair to the network and the available gain will range from -1 to -31. The use of eight resistor-switch pairs results in switch-programmable gains from -1 to -255.

This method of programming the gain of an op amp has a few disadvantages of which you should be aware. One is that the value of the resistor in the most significant switch position becomes progressively smaller as the number of resistor/switch pairs is increased. This places a practical limit on the maximum number of resistors that can be added since the maximum available (open-loop) gain of the op amp cannot be exceeded.

The second disadvantage also concerns the most significant switch position and is of more importance. Since the resis-

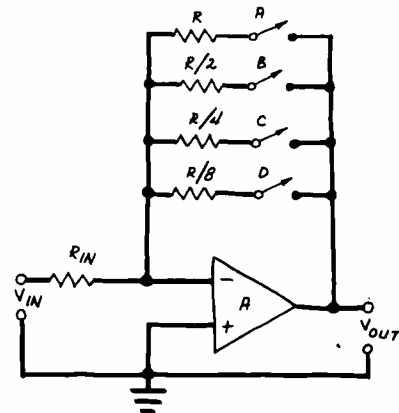


Fig. 6. Using a binary-weighted resistor network in the feedback circuit.

tance of the most significant resistor is much less than that of the least significant switch position, its tolerance is much more critical. For best results, one-percent or closer tolerance resistors should be used.

Thus far, we've considered the use of the binary-weighted network as the input resistance. Of course, the network can also be used as the feedback resistance as shown in Fig. 6. The advantage of this configuration is that the amplifier's input impedance remains constant for the various gain settings. However, the disadvantage is that the uniform, stepped gains of the previous circuit are not available. If R_{IN} is 1 ohm, for example, the gains range from -5,714 to -40,000. This circuit thus does not provide uniformly incremental gains, but it does give plenty of range for such an application as audio amplification.

Adding Digital Control. A straightforward way to provide digital control of the circuits that have been presented is to replace the conventional, manual switches with CMOS analog switches. Figure 7 shows how to use a CD4066 to replace all four mechanical switches in the circuit of Fig. 4. Keep in mind that the "on" resistances of the four analog switches in the CD4066 should be subtracted from the values of the input-network resistors to calculate the actual gains such a circuit would provide.

Barry B. Woo of Fluke Automated Systems, Inc. has written an excellent paper on various methods of adding digital control to a programmable-gain amplifier. His paper, "Digitally Programmable Gain Amplifiers with Arbitrary Range of Integer Values," appears in the *Proceedings of the IEEE* (July 1980, pp. 935-936). You can find this journal at most well-stocked technical libraries.

The circuit shown in Fig.8 is adapted from Fig.2(c) of Mr. Woo's paper. It is a noninverting amplifier which provides

positive gains of the integers 1 to *N*. Various CMOS analog multiplexers can be used in this circuit.

Other Applications. The emphasis in this column has been amplification, but the techniques which have been presented can be used to implement such interesting applications as a digitally controlled potentiometer with no moving parts. Other applications include analog-to-digital and digital-to-analog conversion.

You might want to explore some of these applications on your own. If so, you might also want to experiment with an interesting alternative to the binary-weighted resistor networks described here. The *R-2R* network requires more resistors, but it uses only two resistor values and is more tolerant of resistance variations.

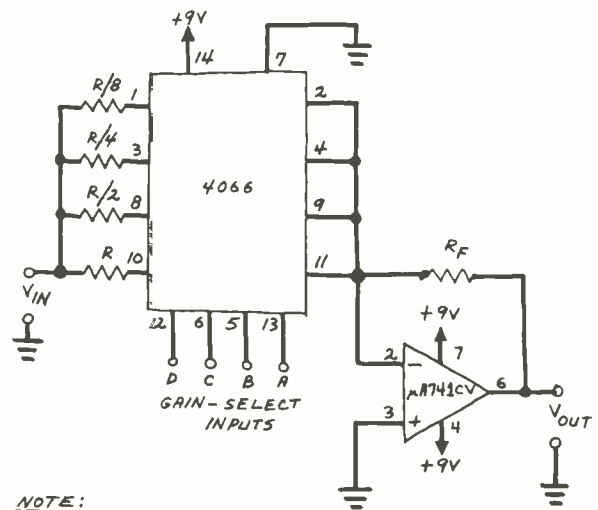
The *R-2R* network was the subject of the July 1978 "Experimenter's Corner." It is also covered in a very useful book by Sol Libes entitled *Fundamentals and Applications of Digital Logic Circuits* (Hayden, 1975). Mr. Libes gives a concise treatment of the subject, complete with circuits, on page 136.

Reader Letters. Most of the letters addressed to this column request custom circuit designs or technical information. The number of requests makes it simply impossible for me to fulfill them. Of course, I will try to respond to questions having general interest by means of this column.

A few letters describe circuits built by creative experimenters. Such is the case with 17-year old Antonio Frederico de Cesaro of Porto Alegre, Brazil. Antonio's letter described a solid-state phototransistor/LED video camera and display he has assembled.

The camera portion of Antonio's project is an array of phototransistors which are scanned by a counter. A simple network of NAND gates and inverters places the sampled out-

puts on a single line which goes to the display circuit. The display circuit includes an input amplifier and a second scanning system. The counter of the display scanner is driven by the



NOTE:
THE ON RESISTANCE OF THE 4066 SWITCHES SHOULD BE SUBTRACTED FROM THE INPUT RESISTORS TO ARRIVE AT THE CORRECT VALUES.

Fig. 7. How to use a CD4066 to replace mechanical switches.

same clock which strobes the camera's phototransistors so the two units are synchronized. Therefore, LEDs corresponding to the phototransistors in the camera glow when the photo-



JUMBO PAK JACK'S

PENNY SALE PLUS*

Buy 1 Jumbo Pak Get 2nd for 1 Penny More!

8-115VAC NEONS, NE-2 type lamps w/resistor-Amber lens. (#6793)	2.99	16 for \$3	25-SLIDE SWITCHES, various shapes, sizes, and types (#2726)	3.99	30 for \$3
8-53VAC NEONS, Ass't types, styles & leads for panel mt (#6794)	2.99	16 for \$3	50-TRANSISTOR ELECTROLYTICS, epoxy encapsulated, ass't values. (#2747)	2.99	100 for \$3
60-ASST MINI SOCKETS incl screw bayonet & snap-in types (#6789)	2.99	120 for \$3	175-HALF WATTERS, 100% color-coded resistors, ass't values. (#3046)	2.99	40 for \$3
5-JUMBO SWITCH BANK, 3-DPDT & one-6PDT w/ganged w/rectifier button (#6814)	2.99	10 for \$3	20-SLIDE VOLUME CONTROLS, various values & types. (#3057)	2.99	100 for \$3
25-MICRO SWITCHES, Ass't SPST & SPDT rated 125V @ 5A, spade terminals (#6815)	2.99	50 for \$3	50-UPRIGHT ELECTROS, 100% assorted values & voltages, marked. (#3226)	2.99	100 for \$3
4-10A BAR GOOGLES, Ass't SPST & DPDT w/long chrome handles, eyellet terminals. (#6816)	2.99	8 for \$3	30-PANEL SWITCHES, assorted rotary, micro, slide, etc. (#6629)	2.99	60 for \$3
10-QUAD PHONO JACKS, 4 RCA jacks on 2 x 1 1/2" Bakelite strip. (#6249)	2.99	20 for \$3	20-PAIRS-RCA PLUGS & JAK-KS, popular for Hi-Fi, speakers, etc. (#6630)	2.99	40 for \$3
125-POLYSTYRENE CAPS, assorted types, styles & sizes, all good. (#2729)	2.99	250 for \$3	60-IN194 SWITCHING DIODES, 4 nsec. axial, glass, untested. (#6632)	2.99	120 for \$3
50-POWER TAB TRANSISTORS, plastic NPN, TO-220, ass't types, untested. (#2425)	2.99	100 for \$3	4-2N3055 NPN TRANSISTORS, 115 watts, 15 amps, TO-3, 100% material. (#6633)	2.99	8 for \$3
24-SKINNY TRIM POTS, multi & single turn, ass't values & types. (#6285)	2.99	48 for \$3	50-THERMISTORS, various types & styles, neg coefficient, 100% (#4089)	2.99	100 for \$3
75-LONG LEAD DISCS, prime, marked caps, assorted material. (#2598)	2.99	150 for \$3	30-INSTRUMENT KNOBS, 10x half round shafts. Some w/pointers. (#6498)	2.99	60 for \$3
50-TTLs, 7400 series, incl. gates, flip-flops, etc. untested. (#6226)	2.99	100 for \$3	5-LINE CORDS, heavy-duty 18 gauge, 6', molded plug, 2-cond. (#6499)	2.99	10 for \$3
5-BRASS LOCKS, with key, 1 1/2" long, for doors, windows, etc. (#6253)	2.99	10 for \$3	20-2N3055 HOBBY TRANSISTORS, manu. fallout, TO-3, U-test. (#6624)	2.99	40 for \$3
175-MOLET SOCKETS "on-a-strip", make your own pc sockets. (#6255)	2.99	350 for \$3	100-DTL ICs, mostly dual JK flip flops, marked, 100% prime. (#6444)	2.99	200 for \$3
15-MINI POTS, pc style, single turn, assorted values. (#3345)	2.99	100 for \$3	35-STEREO INDICATORS, tiny red 1.5V bulbs, for Hi-Fi replacement. (#6244)	2.99	70 for \$3
15-JUMBO RED LEDS, 3V 10 mA, 100% good material, red dome lens. (#3369)	2.99	30 for \$3	25-PLASTIC POWERS, 25 watt, npn & pnp, 50-200 bucho, TO-220. (#6237)	2.99	50 for \$3
2-SOUND TRIGGERS, sound activated amp, SCR triggered, on 3" board. (#3625)	2.99	4 for \$3	9-DIGIT READOUTS, flat pak w/bubble mag. 120" high, 14 pin. (#5558)	2.99	18 for \$3
40-TRANSISTOR SOCKETS, assortment may include, TO-19, 65.6, 3, etc. (#3845)	2.99	80 for \$3	400-PREFORMED 1/4 WATTERS, assorted values, precut for PC appl. (#6622)	2.99	800 for \$3
75-CABLE TIES, 4" non-slip white plastic, like Ty-wrap. (#5218)	2.99	150 for \$3	25-RCA PHONO PLUGS, popular audio/speaker plugs, 100% material. (#3293)	2.99	50 for \$3
150-FEEDTHRU CAPS, assorted types & sizes, for RF, UHF, etc. (#5688A)	2.99	350 for \$3	15-RCA PHONO JACKS, popular Hi-Fi jack on a Bakelite strip. (#6230)	2.99	30 for \$3
175-1/4 WATT RESISTORS, ass't carbon, carbon-films, some 5%ers. (#5797A)	2.99	350 for \$3	150-4000" RECTIFIERS, IN-4000 series, may include, 50 to 1000V. (#2417)	2.99	300 for \$3
100-PLEESY CAPS, ceramic blocks in assorted sizes & values. (#6221)	2.99	200 for \$3	50-AXIAL ELECTROS, ass't values, volts, sizes, What a buy! (#3227)	2.99	100 for \$3
25-NE-2 BULBS, neon, for 110 VAC, requires resistor. (not incl) (#2613)	2.99	50 for \$3	3-SHIELDED AUDIO CABLES 2 cond., with RCA plugs at each end. (#6412)	2.99	6 for \$3
100-METALLIC RESISTORS, mostly 1/2 watters, ass't val. 1-5% tol. (#6280)	2.99	200 for \$3	200-PC-SEMICON SPECIAL, assorted semis of all types, Untested material. (#3300)	2.99	400 for \$3
100-POWERS POWERS, 3 to 7 watt power resistors. (#6281)	2.99	200 for \$3	200-PRE-FORMED 1/4 WATTERS, popular values, some 5 & 10%ers. (#6246)	2.99	400 for \$3
15-CRYSTALS, assorted types, some H6/U, some frequency marked. (#6256)	2.99	30 for \$3	30-CRCS & TRIACS, assorted values, 10 Amp TO-220, untested. (#6337)	2.99	60 for \$3
150-SUBMINI IFC TRANSFORMERS, ass't, may include, osc antenna, etc. (#6259)	2.99	300 for \$3	15-MINI PLUG & CABLE SETS, 3.5mm plug, 6' insulated 2 cond leads. (#6269)	2.99	30 for \$3
25-MICRO MINI REED SWITCHES, 1" long, for alarms, relay systems, etc. (#6263)	2.99	50 for \$3	40-EDGE CONNECTORS, ass't, 4 & 6 pin, 2-sided, pc leads. (#6364)	2.99	80 for \$3
150-PC-CAPACITOR SPECIAL, ass't, mylar, poly, mica, etc. 100% good. (#6264)	2.99	300 for \$3	6-MINI-MOTORS, Type RE56, 1.5-6 VOC, color-coded wire leads. (#6718)	2.99	12 for \$3
10-PUSHBUTTON ALARM SWITCH, SPST, momentary, NC, w/hardware. (#6267)	2.99	20 for \$3	24-MINI-MOTORS, ass't voltages & base styles, some colored. (#6757)	2.99	48 for \$3
500-PC-HARDWARE SURPRISE, (approx) 1 lb. ass't. screws, washers, etc. (#6271)	2.99	1000 for \$3	40-STRAIN RELIEFS, ass't types, styles, & sizes. (#6756)	2.99	80 for \$3
20-9V BATTERY CLIPS, snap connector, coded, insulated leads. (#6286)	2.99	40 for \$3	6-TIME DELAYS, solid state, ass't from 450 mSec to 8 Sec. (#6758)	2.99	12 for \$3
3-WEATY GUTS, 5-lunction, LED style, assorted sizes, untested. (#6287)	2.99	6 for \$3	4-CHROME PLATED ALARM SWITCH, spst, N.C. momentary. (#6742)	2.99	6 for \$3
4-HEAVY DUTY LINE CORDS, white, 2 cond 6 ft. 16 gauge. (#6292)	2.99	8 for \$3	200-PRE-FORMED DISCS, caps w/leads for PC use, mixed values. (#2605)	2.99	400 for \$3
20-SINGLE PIN LEDS, green, micro style, 3V 10mA, 100%. (#6293)	2.99	60 for \$3	10-RESISTOR LEDS, ass't red, green & yellow jumbos, 5V. (#6761)	2.99	20 for \$3
30-LED/TRANSISTOR SOCKETS, "snap-in", 3 pc leads, for TO-5, 18, 46, etc. (#6297)	2.99	2 for \$3	100-2 WATT RESISTORS, assorted carbons, films etc. some 5%ers. (#6238)	2.99	200 for \$3
200-PRECISION RESISTORS, 1/2W, 1%, axial. (#2428)	2.99	400 for \$3			

* PLUS FREE PREMIUMS!!

POLY PAKS P.O. BOX 942, PE3
S. LYNNFIELD, MA. 01940

A Six Piece Screwdriver Set with any Order Totalling \$25 or more!

For Faster Service Order By Phone

1-617-243-3828

ORDERING INSTRUCTIONS • Indicate Quantity in front of Jumbo Pak Desired.

• Complete Coupon Section • Cut Out Along Dotted Line and Mail Ad to Poly Paks inc.

Total Amount of Order \$
Please Add \$3 for Postage & Handling

NAME _____

ADDRESS _____

CITY _____

STATE _____ ZIP _____

Enclosed is CHECK, MONEY ORDER

Charge my MASTERCARD VISA

ACCT. # _____ EXP. DATE _____

Send me your FREE catalog

transistors are illuminated. A brightness control is included in the circuit.

Antonio has provided a sketch of a more advanced version of the circuits he has already built. He also reports that he is working on various other LED-array projects, and he expressed interest in the LED oscilloscope projects published in this column some time ago.

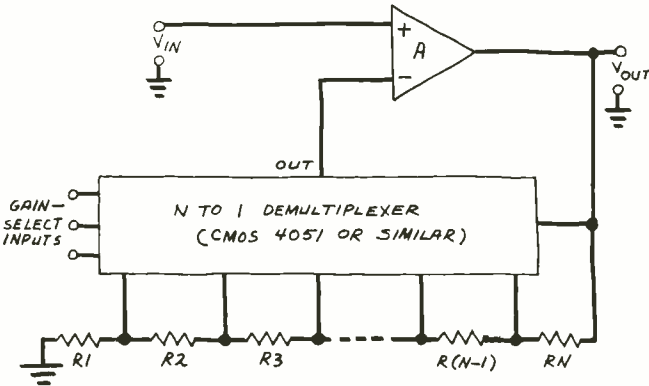


Fig. 8. A digital programmable-gain noninverting amplifier.

Michael J. Geydoshek of Newton, NJ wants to make a ten-minute countdown timer for his sailboat. That's not a big problem. Even adding a seconds display is no problem in view of the watch and clock chips (and modules) now available.

The catch is that he requires "... a large enough display to be seen clearly at 10 feet on a sunny day." The best solution here is to use a large-format liquid-crystal display and a standard watch or clock module. LED displays wash out in even moderate sunlight!

A.A. Aikin of Lansing, MI wonders if optical fibers can be used in a public-address system. Sure! However, the use of fibers will have no effect on acoustical feedback. The feedback is caused by speaker-microphone coupling and has nothing to do with whether copper wire or glass fiber couples the mike to the amplifier or the amplifier to the speaker or both.

Many readers have asked for technical information on subjects ranging from laser gyroscopes to ultrasonics. Some readers report they have been unable to locate certain technical journals and magazines I have cited.

Readers living in remote areas will always have a difficult time finding technical publications. But most readers live within 50 miles of a university or public library which should contain many of the most important technical periodicals. I urge you to take advantage of such libraries by visiting them as frequently as is possible. Electronics is such a fast-moving field that it's essential to read the latest technical periodicals to find out what's happening.

I live near a liberal arts college which has only a limited number of technical publications in its library. Therefore, I visit a large university about once each month. This university has more than a dozen separate libraries, including one each for engineering and physics. I spend about a full day and 80 or more nickels (for the copy machine) each time I visit these libraries!

If you will invest some time in investigating the technical libraries in your area, you will probably find you are within a reasonable distance of at least one and perhaps more. If so, take advantage of them. ♦

Automatic Electronics

HOME ENTERTAINMENT SPECIALS

Teac CX350 Cassette	184.99	Scott PS97XV Tunable	179.99
Koss K4DS Delay	349.99	Atari CX2600 Video	149.99

FLANK TAPS maxell

C 90 UD XL I or II (C)	2.39
C 60 UD XL I or II (C)	2.49
C 90 UD	7.19

TDK

C 90 SA (C)	2.99
C 60 SA (C)	2.19
C 90 AD	2.49

PHONO CARTRIDGES

Shure V15 Type-IV	112.99
Shure V15 Type-III HE	83.99
Shure M97 HE	32.99
Shure V35 HE	32.99
Audio Technica AT155LC	139.99
Audio Technica AT140LC	94.99
Audio Technica AT125LC	96.99
Stanton 881S	77.99
Stanton 681 EEE S	36.99
Stanton 681 EEE	37.99
Lumpner 2000Z	94.99
Empire 2000E3	78.99
Packentrax XSV4000	68.99

HEADPHONES

Koss Pru 4AAA Special	45.99
Koss HVX LC	48.99
Koss HVX	35.99
Senneiser HD 430	75.99
Senneiser HD 222	73.99
Senneiser HD 420	52.99
Audio Technica ATH 7	70.99

WRITE FOR FREE CATALOG

We carry a full line of PIONEER, TECHNICS, AKAI, B.I.C., and TEAC Home Stereo Equipment as well as PIONEER, JENSEN, CLARION, BLAUPUNKT PANASONIC, CONCORD, MITSUBISHI, and SANYO Car Stereo Equipment.

ORDERING INSTRUCTIONS

All merchandise is Factory Fresh and complete with Manufacturer's Warranty. For immediate shipment, send Certified Check, Money Order, Cashier's Check, or Master Charge or VISA (Send Card Number and Exp. Date). Call us Toll Free Mon-Fri 9AM-7PM Sat 10AM-7PM (Eastern Time) for Credit Card orders. Personal Checks are subject to hold for bank clearance. Shipping and Handling charge \$4.25 (Canada, Puerto Rico, Hawaii, Alaska \$8.50). Allow 5-12 days for U.P.S. delivery. For all matters other than to place orders please call us at 212-686-5500. No C.O.D. orders accepted. NY residents must include Sales Tax.

Automatic Electronics
CALL TOLL-FREE 800-223-2706
In N.Y., Hawaii, Alaska, & Canada Call (212) 686-5500
1263 Broadway New York, N.Y. 10001

4PDT RELAY
POTTER BRUMFIELD
14 pin style
3 amp contacts
24 volt d.c. or 120 volt a.c. coil
Used but fully tested

\$1.50 each
specify coil voltage
LARGE QUANTITIES AVAILABLE
SOCKETS FOR RELAY 50¢ each

SUBMINI DPDT DIP RELAY
AROMAT #HB2-DC6V
6 VDC coil - Fits dip socket
Norm on power 580 mW
Contacts rated 1 amp @120V
\$1.50 each 10 for \$13.50

7-17vdc S.S. BUZZER
STAR #CMB-12
Fits dip socket
CMOS compatible
Max current 14mA
Sound output
\$1.25 each 70dB @ 20 cm

TRANSFORMERS

120 volt primaries

3 VOLTS @ 200 mA	\$ 25
6 VOLTS @ 150 mA	\$ 25
12.6 VOLTS C.T. @ 150 mA	\$ 1.50
16.5 VOLTS @ 3 AMPS	\$6.50
24 VOLTS C.T. @ 280 mA	\$1.65

22,44 EDGE CONNECTOR
TIN SOLDER TAIL .156" x .200"

\$1.35 each 10 for \$12.50

50K SLIDE POT
Knobs for Slide Pots 20¢ each 75¢ each audio taper

3 1/2 inch long 2 3/4 inch slide

FLASHER LED
Litronix FRL-4403
diffused red led with built in flashing unit T 1 1/4 package pulse rate 3hz or 20 ma

2 for \$1.70

COMPUTER GRADE CAPACITORS
ALL ARE BRAND NEW

1,700 MFD 150 VDC	\$2.00
2 1/2 in. dia. x 4 1/4 in.	
6,400 MFD. 60 VDC	\$2.50
1 3/8 in. dia. x 4 1/4 in.	
11,500 MFD 18 VDC	\$1.50
1 3/8 in. dia. x 3-1/4 in.	
22,000 MFD. 15 VDC.	\$2.50
2 in. dia. x 2 1/2 in.	
22,000 MFD. 50 VDC	\$3.50
3 in. dia. x 4 1/2 in.	

CLAMPS TO FIT CAPACITORS 50¢ ea

FLAT LEVER HANDLE MINI TOGGLE

S.P.D.T. RATED 6 AMPS @ 125 V 1/4 - 40 BUSH-ING

\$1.00 each
10 for \$8.50
100 for \$75.00

1 1/2 RPM MOTOR
NEW SYNCHRON TIMING MOTOR
110 VAC 60 CY \$2.00 ea
10 for \$17.50

ELECTROLYTIC AXIAL CAPACITORS

600 MFD. 100 VDC	\$1.00 ea
2 1/16" long x 1" diameter	
SALE PRICED	
8,000 MFD 15VDC	\$1.00 ea
3/16" long x 1/16" diameter	
	\$1.00 ea 10/\$9.00

ALL ELECTRONICS CORP.
905 S. Vermont Ave. SEND FOR OUR FREE CATALOG
Los Angeles, CA 90006
(213) 380-8000

TERMS

- Quantities Limited
- Min Order \$10.00
- Add \$2.00 Shipping USA
- Call Res. Add 6%
- Prompt Shipping

Apple Computer

Complete Microprocessors line, peripherals & Terminals.

APPLE II PLUS, 16K	\$979.00	Disk 130K controller	\$575.00
APPLE II PLUS, 32K	1039.00	SOROC 10140	1395.00
APPLE II PLUS, 48K	1089.00	TI-99/4	499.00
TI-745	1440.00	TI-810	1715.00

Texas Instruments

Invest. Anal.	49.95	Speak & Spell	\$54.95
TI-55	34.50	Spelling Bee	30.95
Accessories	call us	TI-Programmer	52.50
TI-58C	87.50	MBA	52.50
PC100C	149.95	TI-5100	37.50
TI-59	207.00	TI-5015	59.00
Bus. Anal. II	37.00	TI-5025	61.95
Lang. Tutor 1600		TI-5040	79.00

HEWLETT-PACKARD

HP-67	\$299.00	HP-41C Prog	199.95
HP-97	579.00	HP 41C Printer	294.00
HP-33C	75.00	HP-41C CRD RDR	175.00
HP-34C	122.00	HP-41C Mem. Module	26.00
HP-38C	122.00	HP-32E	49.00

HP-85 AND ACCESSORY CALL US FOR PRICES

SCM TYPEWRITER SPECIALS

SCM-2200	\$269.00	INTREPID	\$274.00
SCM-2500	285.00	CLASSIC 12	144.00

All units shipped in original cartons with accessories according to manufacturer's specification. Send money orders personal check 12 weeks to clear. In Illinois add 6% sales tax. Add \$4.95 minimum shipping & handling charges per unit. We ship UPS. Subject to availability. Written warranty for specific products can be obtained free upon request. Above prices are for mail order and prepaid only. Prices and specifications subject to change without notice. Send mail orders.

Nabih's, Inc.
519 DAVIS EVANSTON, ILL. 60201 TEL: 312-869-6144

DX LISTENING

By Glenn Hauser

Shortwave Broadcasting and the FCC

A NEW shortwave station is due on the air this fall. After considerable delay, the Federal Communications Commission finally granted a license for shortwave to *WRNO* (FM), New Orleans, LA. The station will start off using one 100-kilowatt transmitter with antennas beamed for Europe and, not incidentally, the eastern U.S. on the way, at 1600 to 0800 GMT. Unlike present U.S. private shortwave stations, this one will operate commercially with a rock music format. No doubt the U.S. broadcasting industry will be watching this closely to see whether it proves profitable. If it does, there could be a spate of similar applications.

Not, however, if Charles Ferris has his way. In announcing the grant, the FCC chairman in his lame-duck period expressed his personal reservations about privately controlled external broadcasting. He felt that only the U.S. government should have the privilege of broadcasting abroad, to ensure that foreigners would be exposed only to official policy (i.e., via the *Voice of America*). This is essentially the same argument the FCC used for many years while a freeze was imposed on shortwave broadcast applications.

Interestingly, the Billy Graham Evangelistic Association had an application in the mill for much longer than *WRNO*, and the FCC licensed it at the same time to build a shortwave outlet in Hawaii; however, there had been reports that the B.G.E.A. had already given up the project.

There are already four private shortwave stations licensed by the FCC and on the air—*WYFR*, *KGEI*, *WINB*, and *KTWR* (Guam). It's hard to see why only these organizations should be allowed to broadcast on shortwave if others want to and are qualified. Chairman Ferris cited an obscure 1948 law which prohibits the government from monopolizing shortwave broadcast frequencies as the reason why the *WRNO* application could not be denied, as he is believed to have preferred.

Although shortwave bands are undeniably overcrowded, the "shortage" of frequencies should not be taken as a serious reason for disallowing further U.S. SWBC operations. The bands are due to be expanded, and hardly any other country lets the frequency shortage stop it from broadcasting on shortwave.

Unfortunately, organizations capable of furnishing a real programming alternative from the U.S., such as National

Public Radio, have shown no interest whatsoever in external broadcasting.

The FCC has also been encouraging more and more short-range local radio stations, at the expense of "clear" channels and increased interference to all. Yet, at the same time it was granting the *WRNO* and B.G.E.A. applications, the agency was cracking down on at least three small broadcasters who had been operating on shortwave. These examples were not lost on other pirate operators, as the word spread. With the FCC's get-tough attitude, some voluntarily stopped broadcasting while others resorted to random and irregular appearances on the air.

Meanwhile, the Central Intelligence Agency's name cropped up again in connection with shortwave broadcasting. In an early November 1980 column, Jack Anderson reported that Pres. Carter's national security advisor, Zbigniew Brzezinski, was actively considering abolition of the Board for International Broadcasting as an obstacle to the CIA's renewed control of *Radio Free Europe* and *Radio Liberty*. And an unconfirmed report propagated by Marxist elements in Cuba, Nicaragua and Grenada said that another Caribbean island, Antigua, had granted the *Voice of America* permission to build another relay station there (though it would hardly seem necessary, with VOA's good coverage of Latin America direct from the U.S., in contrast to the BBC's and the Voice of Germany's, who, though not mentioned in the report, already operate via Antigua). However, the VOA relay is reported to be on mediumwave only. This was seen as cover for a CIA plot against the eastern Caribbean. There is, of course, no direct and official connection between the VOA and the CIA in American terms.

Country by Country. Ecuador. Station *HCJB* has responded to positive listener reaction by inserting more airings of a mostly nonevangelical quarter-hour show announced in English by a genuine Ecuadorian, "Música del Ecuador." It's not clear how many original programs there are per week, and which airings are repeats of which others. GMT days and times are: Sunday 0145 on 15355, 9745; 0815 on 9745; 1930 on 21480, 17790 and 15295. Monday 2345 on 15350. Tuesday 0915 on 9745. Wednesday 0515 on 11915, 9745, 6095; 0800 on 9760, 11835. Thursday 0945 on 11900, 9745, 6130. Friday 0330 on 15155,

Enjoy Satellite TV Now



Better than Cable TV— Over 200 TV and radio services. Why waste money? Learn the whole story and build a video system the family can enjoy. No commercials. **FREE** movies, sports and Vegas shows—world wide, crystal clear reception connects to any TV set. Big (8 x 11 in.) book loaded with details, photos, plans kits—

TELLS EVERYTHING. Satisfaction Guaranteed.

GLOBAL TV ELECTRONICS

P.O. Box 219-K, Maitland, Florida 32751
Send \$7.95 Today! Add \$2.00 for 1st class (airmail)
or call our 24 hour C.O.D. Rush order line (305) 862-5068

Name _____

Full Address _____

CIRCLE NO. 25 ON FREE INFORMATION CARD

NEW INDOOR ACTIVE ANTENNA

Covers 300 KHz - 30 MHz.
For SWL, BCL, VLF DXers.

Rivals long wires

\$79⁹⁵ (+ \$4.00 shipping)



MFJ-1020 NEW INDOOR ACTIVE ANTENNA

sits on your desk ready to listen to the world. Rivals, can often exceed, reception of outside long wire. Unique Tuned Active Antenna minimizes intermod, provides RF selectivity, reduces noise outside tuned band. Also use as preselector for external antenna. Covers 300 KHz to 30 MHz in five bands. Adjustable telescoping antenna. Controls: Tune, Band Selector, Gain, On/Off/Bypass. LED. FET. bipolar circuitry. Phono jack for external ant. 6x2x6 inches. 9 1/2 VDC or 9 V battery for portable use. 110 VAC with optional AC adapter. \$7.95.

Order from MFJ and try it. If not delighted return within 30 days for refund (less shipping).

One year unconditional guarantee.

Order yours today. Call toll free 800-647-1800. Charge VISA, MC. Or mail check, money order

CALL TOLL FREE ... 800-647-1800

MFJ Enterprises, Inc.
BOX 494, MISS. STATE, MS 39762

CIRCLE NO. 62 ON FREE INFORMATION CARD 97

GOOD BOOKS ON MICROCOMPUTING

MICROMATICS

What do you have when you combine microprocessors and any other technology? You have *Micro-matics!* The automatic operation or control of a process, physical or mental, by an ultra-miniature electronic device: a microprocessor. The reader receives a complete overview of the basic operation of a practical microcomputer. Hardware and software is explained in easily understood terms. You won't be left up in the air with esoteric explanations. Steve Roberts, a hard working, up through the ranks engineer who learned microprocessors from hands on experience, has a rare talent — the ability to communicate what he has learned clearly and effectively to others. He has an easy going style that makes technical information read like a "who-dunnit" mystery. It is sure to keep you intrigued and eager to read more about this exciting subject. In one complete volume he integrates the aspects of hardware, chips, peripherals.... shows how it is coupled with software, programs, machine instructions. It is truly a joy to read this kind of material. Any person who wants to deal effectively with microprocessor systems or simply wants to understand their application, will find this book of immense value.

Deluxe Hardcover Volume Only \$19.95 No. 81

GRAPHICS COOKBOOK

For the APPLE computer. This graphics cookbook illustrates a quick and easy method of drawing pictures in the low resolution display mode. The method may be extrapolated to high resolution graphics. In an hour or two you can be drawing complex color pictures on your video screen. You can maintain the individual elements in a picture as part of an ever-expanding "graphics library." As you build your library, you can use combinations of previously designed elements to form new designs. Easy and fun for everyone.

Sofcover just \$11.95 No. 78

SOFTWARE COOKBOOKS

No. 99 (6502), No. 50 (6800), No. 60 (8080) are just \$12.95. No. 75 (Z80) is only \$15.95

Z80 INSTRUCTION HANDBOOK

Just \$5.95 No. 20

SCELBI'S SECRET GUIDE

TO COMPUTERS

Just \$5.95 No. 93

CALCULATING WITH BASIC

Just \$8.95 No. 30

MANY OTHER FINE COMPUTER AS WELL AS AMATEUR RADIO TITLES AVAILABLE. ASK FOR OUR FREE CATALOG! (No. AA)

SCELBI Publication

20 Hurlbut St., Elmwood, CT 06110

IMPORTANT ORDERING INFO! Please include \$1 shipping/handling charges for each item. Prices shown are for North American customers. MC/VISA, Postal and Bank Money Orders preferred. Allow 4 weeks for delivery.

- No. 20 No. 60 No. 81
 No. 30 No. 75 No. 93
 No. 50 No. 78 No. 99
 No. AA

Name (print) _____

Address _____

City/State _____

Zip Code _____

Card No. _____

Bank No. _____ Amt. Enc. _____

Signature _____

PE

CIRCLE NO. 58 ON FREE INFORMATION CARD

dx listening

11915, 9745; 0500 on 11915, 9745, 6095. Most of these are also on 26020.

The Ecuadorian government has issued three stamps marking HCJB's semi-centennial this year, and the station was offering listeners a first-day cover at \$2.50—but supplies may have been exhausted by now. By the way, collecting stamps dealing with broadcasting is an interesting topical specialty. There are more such stamps than you might think.

Argentina. *Radio Argentina* has reorganized its external services so that English is now aired at 0100 to 0130 GMT on 11710.

Dominican Republic. *Radio Clarin* returned to the air in December on 11700, mostly on weekends and holidays in the afternoons and evenings Rudy Espinal was back too, with an English hour, "This is Santo Domingo," Saturday and Sunday at 2200, a highly flexible time.

Egypt (to rather than from). Astute DX-listeners sometimes scoop official monitoring services such as the BBC's. Ernie Behr, Kenora, Ont., discovered an Arabic-speaking clandestine on 9670 on the air daily at 1900-2000, with the ID, "Saut ul-Shaab ul-Misri," which proved to be the anti-Sadat *Voice of the Egyptian People*, previously reported to have disappeared from the air. This frequency brings to mind Malta, where, when relations are sufficiently warm, Libya has been allowed to use the Cyclops transmitter built by *Deutsche Welle*; but its actual site is not known for sure.

Faroe Islands. This isolated Danish possession in the North Atlantic has no shortwave broadcasting, but it's conceivable the station *Utvarp Föroya* on 531 kHz might make it to North America, at Monday-Saturday sign-on of 0715 GMT. Only slightly more improbable as a DX target is an American forces station on U.S. channel 2, which did not appear in references, but was picked up by European TV-DXers, and finally traced to here. It's likely rather low-powered. There are also three FM stations of *Utvarp Föroya*, on 89.85, 94.25 and 97.5 MHz, which could bounce off the aurora or reach North America via multiple-hop sporadic-E skip. The two "split" frequencies are a give-away to those who can measure them. The full schedule, per the *World Radio-TV Handbook*, is Monday-Friday 0715-0915; 1200-1300 (Wednesday to 1400), 1830-2020 (Thursday & Friday to 2110); Saturday 0715-0915, 1200-1600, 1830-2305; Sunday 1400-1915. You can prepare for the rather remote eventuality of Faroe DX by familiarizing yourself with the sound of the Faroese language. The only Faroese broadcast on shortwave is a weekly 5-minute newscast, Fridays at 1445 from *Radio Norway*, currently on 21730, 21655 and 15345 (March and April: 21730, 17795, 15175). Why this is carried out by Norway rather than the Faroes' parent country of Denmark is not clear. (This is followed at 1450 by a daily North Atlantic weather summary—in Norwe-

SAVE!

MONEY • TIME • FREIGHT

QUALITY STEREO EQUIPMENT AT LOWEST PRICES.

YOUR REQUEST FOR QUOTATION RETURNED SAME DAY.

FACTORY SEALED CARTONS—GUARANTEED AND INSURED.

SAVE ON NAME BRANDS LIKE:

PIONEER	SANSUI
KENWOOD	DYNACO
SHURE	SONY
MARANTZ	KOSS

AND MORE THAN 50 OTHERS

BUY THE MODERN WAY

BY MAIL—FROM

illinois audio

BANK CARDS ACCEPTED

12 East Delaware

Chicago, Illinois 60611

312-664-0020

800-621-8042

CIRCLE NO. 30 ON FREE INFORMATION CARD

The world of electronics gee-wizardry



-YOURS FREE.

32-pages of test instruments — from the latest digital multimeters to the famous EICO scopes. Security systems. Automotive and hobbyist products. Kits and assembled. EICO quality. EICO value. For FREE catalog, check reader service card or send 50¢ for first class mail.

EICO® 108 New South Road
Hicksville, N.Y. 11801

CIRCLE NO. 21 ON FREE INFORMATION CARD

dx listening

gian; this is also carried at 2255, 0055 and 0255 GMT on the same frequencies we list for Sunday/Monday English 65 minutes later.) The only other Faroese-language broadcast we know of is from *Trans World Radio*, Monaco, Monday at 2230-2245 GMT (which is also Faroe Islands local time), on the 1,200,000-watt 1467-kHz outlet, easily heard in North America with receivers of good selectivity (and without locals on 1460 or 1470), though at this hour there's enough darkness to eastern North America only at midwinter.

Ghana. Facilities at *R. Ghana* continue to deteriorate, but the station is ever-optimistic. All but one external-service frequency (6130) have been off the air for years, yet the station still sends listeners its imaginary schedule, with a P.S. to that effect. Bill Taylor in Pennsylvania received such a communication. But even before it came, he got an unsolicited pen-pal request from a Ghanaian who must have intercepted his letter at the post office. Such things have been happening for some time in Ghana and other African countries. And Ruth Hesch in New York received a domestic-service schedule from *GBC* showing that transmitters for three more frequencies were off the air—3350, 4980 and 5990 kHz.

Israel. Despite its small size, this country has adopted a 5-digit postal code system like U.S. zip codes. *Israel Radio* has been announcing its Jerusalem address with the code 91010, so lots of mail bound for Jerusalem is likely to take a side trip to Duarte, California. *Israel Radio* is also trying a second slow-scan television test February 15 around 2020 GMT on 9425, repeated GMT the 16th at midnight 0020 and 0220 on 11637 and other frequencies.

Mexico. Some small shortwave stations have made comebacks after several years of inactivity. *R. Universidad San Luis Potosi*, on 6045, and *R. Mil*, Mexico City, on 6010, were reported by Horacio Hinojosa Arce.

Spain. There have been reports that Spanish foreign radio will be dropping its English broadcasts this year in order to save a few pesetas.

Publication. *A DXer's Technical Guide* is a well-done 98-page softbound book compiled by members of the mediumwave group International Radio Club of America. It contains reviews of numerous receivers, accessories, antennas, and articles on modifications and many other topics. Much of this is applicable to shortwave as well as medium-wave. It's \$5 ppd. payable to IRCA, P.O. Box 17088, Seattle, WA 98107.

Free Information Sheet. To help you become an "insider" in the DX-listening subculture, we've compiled a source listing of many other publications, organizations and programs about shortwave and DX listening. It's yours, only if you send a long SASE to: Glenn Hauser, University Radio WUOT, Knoxville, TN 37916. ♦

**IMPROVE YOUR COST/PERFORMANCE RATIO 3 DB*
PUT YOUR MONEY WHERE IT REALLY COUNTS, IN QUALITY
COMPONENTS AND A HIGH PERFORMANCE DESIGN.
BUY A PHOENIX SYSTEMS KIT.**

FOR SALE:

PARAMETRIC EQUALIZER KIT	P-94-S	\$ 99.00
ANALOG DELAY LINE KIT (MONO)	P-25-DL	\$159.00
(STEREO)	P-25-SDL	\$250.00
TAPE NOISE REDUCTION KIT	P-518-S	\$ 65.00
HP/LPF (-12db/OCT)	P-91-S	\$ 15.00
SAD-4096 ASR	P-4096	\$ 45.00

PRICE INCLUDES SHIPPING

SEND FOR SPECS/CATALOG

PHOENIX SYSTEMS/91 ELM ST /MANCHESTER, CT 06040

*3DB FIGURE BASED ON APPROXIMATE DOUBLING OF DBS (DOLLAR POWER) (203) 643-4484

Hear there and everywhere.



Easy tuning, digital display, professional quality

R-1000

The R-1000 is an amazingly easy-to-operate, high-performance, communications receiver, covering 200 kHz to 30 MHz in 30 bands. This PLL synthesized receiver features a digital frequency display and analog dial, plus a quartz digital clock and timer.

R-1000 FEATURES:

- Covers 200 kHz to 30 MHz continuously.
- 30 bands, each 1 MHz wide.
- Five-digit frequency display with 1-kHz resolution and analog dial with precise gear dial mechanism.
- Built-in 12-hour quartz digital clock with timer to turn on radio for scheduled listening or control a recorder through remote terminal.
- Step attenuator to prevent overload.
- Terminal for external tape recorder.
- Tone control.
- Built-in 4-inch speaker.

- Three IF filters for optimum AM, SSB, CW. 12-kHz and 6-kHz (adaptable to 6-kHz and 2.7-kHz) for AM wide and narrow, and 2.7-kHz filter for high-quality SSB (USB and LSB) and CW reception.

- Dimmer switch to control intensity of S-meter and other panel lights and digital display.

- Effective noise blanker.

- Wire antenna terminals for 200 kHz to 2 MHz and 2 MHz to 30 MHz. Coax terminal for 2 MHz to 30 MHz.

- Voltage selector for 100, 120, 220, and 240 VAC. Also adaptable to operate on 13.8 VDC with optional DCK-1 kit.

OPTIONAL ACCESSORIES:

- SP-100 matching external speaker.
- HS-5 and HS-4 headphones.
- DCK-1 modification kit for 12-VDC operation.

 **KENWOOD**

TRIO-KENWOOD COMMUNICATIONS INC.
1111 WEST WALNUT / COMPTON, CA 90220

Get A GNOME

the original micro-synthesizer

Every day more people discover that PAIA's GNOME is the most versatile, cost effective special effects device on the market today.

John Simonton's time-proven design provides two envelope generators, VCA, VCO and VCF in a low cost, easy to use package. Use alone with it's built in ribbon controller or modify to use with guitar, electronic piano, polytonic keyboards, etc.

The perfect introduction to electronic music and best of all, the Gnome is only \$59.95 in easy to assemble kit form. Is it any wonder why we've sold thousands?



PAIA 1020 W. Wilshire Blvd. Oklahoma City, OK 73116

- () Send GNOME MICRO-SYNTHESIZER Kit (\$59.95 plus \$2.00 postage)
- () GNOME MICRO-SYNTHESIZER (Fully Assembled) \$100.00 plus \$2 postage
- () Send FREE CATALOG

name _____

address _____

city _____ state _____ zip _____

visa _____ mc _____ card no. _____

Dept. 11-P (405) 843-9626
PAIA 1020 W. Wilshire Blvd. Oklahoma City, OK 73116

CIRCLE NO. 54 ON FREE INFORMATION CARD

SEE YOUR DEALER TODAY

DEMAND THE ORIGINAL

'Firestik'

The #1 Helically Wire-Wound and Most Copied Antenna in the World!

CITIZEN BAND

2 METER • MARINE TELEPHONE
LAND MOBILE TELEPHONE

FIBERGLASS ANTENNAS
AND ACCESSORIES.

CORDLESS TELEPHONE ANTENNA
INCREASES DISTANCE
5 TO 10 TIMES!
NEW MODEL 49 V.I.P.

SPECIAL QUOTES!
ON 27 TO 1000 MHZ
FIBERGLASS ANTENNAS
ANYWHERE IN THE WORLD!

Dealer & Distributor Inquiries Invited
SEND FOR FREE CATALOG

'Firestik' Antenna Company
2614 East Adams/Phoenix, AZ 85034

Name _____

Street _____

City _____

State _____ Zip _____

Serving the CB and
Communications Market Since 1962.

5-YEAR REPLACEMENT WARRANTY

CIRCLE NO. 23 ON FREE INFORMATION CARD

PROJECT OF THE MONTH

By Forrest M. Mims

Transistorized Light Flasher

A TRANSISTORIZED light flasher circuit for model rockets played a key role in the development of the Altair 8800, the POPULAR ELECTRONICS hobby-computer breakthrough project of January 1975.

In 1969, H. Edward Roberts, Stanley Cagle, Robert Zaller, and I formed a company to manufacture and sell a commercial version of my model-rocket light flasher. I wanted our company to have a name using the initials M., I., and T. because, at the time, the Massachusetts Institute of Technology was an important center of model-rocket research activity. Stan came up with Micro Instrumentation and Telemetry Systems, or M.I.T.S.

Eventually, M.I.T.S. was simplified to MITS, and we made telemetry transmitters, light flashers, and a

ent profession. When lamp *I1* is off, *Q2* must be cut off. Since *Q1* controls the behavior of *Q2*, *Q1* must also be cut off. The voltage divider *R1/R2*, however, supplies enough base drive to turn *Q1* on, which in turn causes *Q2* to conduct. When *Q2* conducts the lamp is connected directly across the power supply.

Now, *C1* begins to charge through *Q2* and *R2*. At some point, enough charge has accumulated in *C1* to turn *Q1* off. This, in turn, cuts off *Q2* and the lamp darkens. When the lamp is dark, *C1* keeps *Q1* cut off while the capacitor discharges through *R2* and the lamp. When *C1* has discharged completely, *Q1* is biased into conduction by *R1/R2*. This turns on *Q2* and the lamp, and the cycle begins again.

The circuit is easily assembled on a miniature circuit board measuring only about one-half inch square. Potentiometer *R1*, which controls the flash rate, can be any standard trimmer. The lamp should be a low-voltage bulb such as the No. 122, No. 222, or a similar, miniature incandescent pilot lamp.

Peak currents of two or more amperes flow through the lamp's filament, so the filament will glow much more brightly than normal. If operated continuously at such current levels, the filament would be quickly destroyed. This does not occur, however, because the flasher circuit supplies current pulses lasting only tens of milliseconds in duration.

Actually, the circuit has broad applications. The flash is bright enough to be an effective personal warning light for cyclists and pedestrians at night. For such uses, you can build the entire circuit inside a plastic automatic lamp housing.

For model-rocket applications, install the flasher in a transparent payload capsule, preferably with the battery mounted *below* the flasher circuit. This keeps the rocket's center of gravity from moving too far forward. It also prevents the comparatively heavy battery from pressing against the flasher circuit during the acceleration phase of the flight.

I hope you enjoy experimenting with this flasher circuit. It may not impact on your career the way it did on mine, but it will certainly brighten up your life! ♦

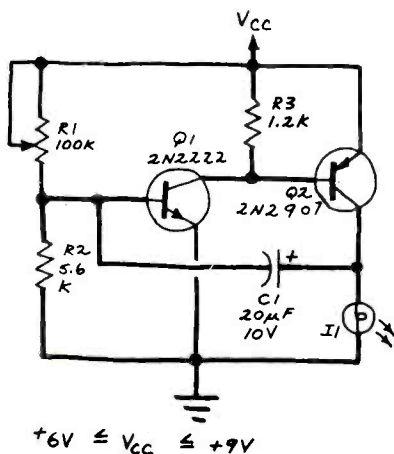


Fig. 1. Schematic diagram of miniature transistorized light flasher.

lightwave communicator. The company also manufactured calculators and test equipment—which led to the conception of the Altair 8800 by Ed Roberts. I left MITS in 1970 to become a full-time freelance writer and my first article was about the flasher that was to become MITS's first product.

Figure 1 is the schematic diagram of the circuit, commonly referred to as a regenerative amplifier, that was responsible for both MITS and my pres-

OPERATION ASSIST

If you need information on outdated or rare equipment—a schematic, parts list, etc.—another reader might be able to assist. Simply send a postcard to Operation Assist, POPULAR ELECTRONICS, 1 Park Ave., New York, NY 10016. For those who can help readers, please respond directly to them. They'll appreciate it. (Only those items regarding equipment not available from normal sources are published.)

Hartman Marine model 3059 transistor radiotelephone. Need schematic and service information. Dana Willis, 1057 Kingstown Rd., Peace Dale, RI 02883.

Healthkit model #PS-3 variable voltage regulated power supply. Schematic and operating manual needed. Mike Strawser, 315 Spring St., Saline, MI 48176.

Triumph model 841 oscilloscope. Need operating manual and schematic. Ronald Weagley, 2304 Stumptown Rd., Lancaster, PA 17601.

Healthkit model HX-10 "Marauder." Need owner's manual. Stuart Ballinger, 57 S. Clinton St., Poughkeepsie, NY 12601.

RCA model TMV-97-B oscillator. Schematic and information needed. Russell Sandman, 560 Forest Hills Blvd., Waverly, OH 45609.

Lafayette model HA-700 communications receiver. Need schematic and/or photocopy of manual. Gary Liebisch, Rte. 8, Quailridge, Spartanburg, SC 29303.

Hallcrafters model S 38E AM/SW receiver. Need operation and alignment manuals. John Moret, 1260 Larpenre Ave. W., Apt. 311, St. Paul, MN 55113.

Gertsch model RT-7 radio transformer. Need schematic and instruction manual. Bill Schweber, Intron, 100 Royall St., Canton, MA 02021.

Concord model MTC-21 b/w video camera. Need schematic, manual and troubleshooting information. C. Schram, 1317 Cassland Ct., San Jose, CA 95131.

Stromberg-Carlson model #84 all-wave receiver. Need schematic, parts list and any available information. Judy Simeneta, 139 Ediston St., Pontiac, MI 48058.

Wards Airline model 62-329 receiver. Schematic and operating information needed. Susana Halpine, 10 Florence St., Worcester, MA 01610.

Kyoritsu model K-1400 volt/ohm milliammeter. Need service and operation manual. Faizan Haider, Box 1133, Islamabad, Pakistan.

Precision model E-200C, Serial #28817 signal generator. Need audio oscillator transformer. J. F. Tremiere, 5 Austin Rd., Yardley, PA 19067.

Electronic Assistance Corp., model CG-75 ultrasonic cleaner. Schematic, parts list and manual needed. R. K. Beamer, 565A Washington Ave., Nutley, NJ 07110.

Ballantine model 420 calibrator; **Sylvania** model 216 RF generator. Need schematics and operator's manuals. R. M. Smith, 3188 Rumsey Dr., Ann Arbor, MI 48105.

Grundig model TK830/U tape recorder. Need parts and schematic. Ken Scheuring, 1200 Kimberly Dr., Valdosta, GA 31601.

Hickok model 217 semiconductor analyzer. Schematic and operation manual needed. Glenn Martin, 242 Cabbel Dr., Manassas Park, VA 22110.


Allen B. DuMont Laboratories, Inc. type 350-R cathode ray oscillograph. Need manuals. Don Bolton, 1418 Perkins Ave., Richland, WA 99352.

Concord model CR-50 AM/FM stereo receiver. Need schematic and operation manual. George J. Van Houten, 26 Delaware Ave., Paterson, NJ 07503.

RCA model WO-33A oscilloscope. Manual and/or schematic needed. Ed Herbert, 410 N. Third St., Minersville, PA 17954.

MARCH 1981

Put Professional Knowledge and a COLLEGE DEGREE in your Electronics Career through HOME STUDY



Earn Your DEGREE

No commuting to class. Study at your own pace, while continuing your present job. Learn from easy-to-understand lessons, with help from your home-study instructors whenever you need it.

In the Grantham electronics program, you first earn your A.S.E.T. degree, and then your B.S.E.T. These degrees are accredited by the Accrediting Commission of the National Home Study Council.

Our free bulletin gives full details of the home-study program, the degrees awarded, and the requirements for each degree. Write for *Bulletin ET-81*.

Grantham College of Engineering
2500 So. LaCienega Blvd.
Los Angeles, California 90034

AMAZING DEVICES

(((PHASERS)))

PPF-1 PHASER PAIN FIELD — This device recently developed and patented in our labs is being evaluated by law enforcement agencies for riot and crowd control. It is now available but soon will come under the jurisdiction of weapons and internal machine control making it unavailable to the public. The device is hand-held and looks like a BUCK ROGERS ray gun. It is hazardous if not used with discretion.

PPF-1 PLANS \$15.00

IPG-1 INVISIBLE PAIN FIELD GENERATOR — This amazing, simple hand-held device is about the size of a pack of cigarettes and generates a directional field of moderate to intense pain in the lower part of the head up to a range of 50'. Device is simple and economical to make.

IPG-1 PLANS \$6.00 IPG-1K ALL PARTS \$39.50 IPG-10 ASSEMBLED & TESTED FOR ANIMAL CONTROL \$49.50

LASERS

RUBY LASER RAY PISTOL — Produces highly intense red beam. Capable of burning. A hazardous device. **PLANS, PARTS SOURCES \$15.00**

HIGH POWERED CARBON DIOXIDE BURNING AND CUTTING Complete plans and all parts sources **\$15.00**

SOLID STATE IR 12 WATTS with built in power supply plans **\$8.00** Complete kit with collimator **\$74.00**

POCKET LASER pulsed, visible red, plans **\$7.00** Complete kit **\$59.50** Also complete plans and parts sources for **RUBY, YAG, NEODYMIUM, HeNe ARGON, DYE NITROGEN** and many more lasers.

SECURITY

SNP-2 SNOOPER PHONE — Dial home or office phone while on vacation activating sensitive mike without phone ringing. Excellent property protection and intrusion device.

SNP2 PLANS \$7.00

SNP2K ALL PARTS \$49.50

SNP20 ASSEMBLED AND TESTED \$89.50

LONG RANGE XMTR PLANS \$8.00

SEE-IN-THE-DARK PLANS \$8.00

DIRECTIONAL SHOTGUN MIKE PLANS \$7.00

SUPER SENSITIVE PARABOLIC MIKE PLANS \$7.00

SOUND & TELEPHONE OPERATED TAPE RECORDER \$8.00

CATALOG ON PLANS, KITS & FINISHED UNITS \$1.00

Send check or money order to:
SCIENTIFIC SYSTEMS, Dept. Q1, Box 718
AMHERST, N.H. 03031

CIRCLE NO. 59 ON FREE INFORMATION CARD

FREE McIntosh STEREO CATALOG and FM DIRECTORY

Get all the newest and latest information on the new McIntosh catalog. In addition you will receive an FM station directory that covers all of North America.



SEND TODAY!

McIntosh Laboratory, Inc. PE
East Side Station P.O. Box 96
Binghamton, N.Y. 13904

NAME _____

ADDRESS _____

CITY _____ STATE _____ ZIP _____

If you are in a hurry for your catalog please send the coupon to McIntosh. For non rush service send the Reader Service Card to the magazine.

CIRCLE NO. 44 ON FREE INFORMATION CARD

Gregory Mark XXX bass amp. Transformer, coil ratings or schematic needed. Kelly McRobb, 178 Tim Tam Terrace, West Seneca, NY 14224.

Jackson model CRO-2 oscilloscope. Need manual and schematic. George W. Cunningham, 10 Park View Ct., Biddeford, ME 04005.

Dumont model 5890-B6 deviation meter. Need schematic and operating manual. Keith Birdwell, 58 Rambler Rd., Hutchinson, KS 67501.

Dumont type 403 oscilloscope. Need schematic and operating manual. Joe Tokarz, 4054 Sheffield Ave., Hammond, IN 46327.

Siltronix 1011D radio. Need frequency counter. Dennis Marion, 5922 O'Brian, Corpus Christi, TX 78413.

Phillips type G.M.3125 NR 1735C oscilloscope. Need data, schematic and manual. Taisto E. Ylonen, SF-02200 Espoo, Finland.

Superior Instrument Co., model TV-11 tube tester. Need roll chart for latest type tubes. J. W. Corrigan, 7963 Rockhill, Houston, TX 77061.

Bogen BT-25 P.A. amplifier. Need manual and schematics. Chip Sams, 109 Windy Circle, Bronson, FL 33511.

Motorola model H21-10 portable radio. Need schematic and parts list. Gary Hedge, 3526 Johnson St., High Point, NC 27260.

RCA model B870910 shortwave radio. Need schematic. Bob Boehnke, 3011 Antioch Road, Perry, OH 44081.

Hitachi model SU-86 16" B/W TV. Need picture tube 440 BFB4. Joseph Hauswirt, 16 Jones St., Worcester, MA 01604.

Hewlett Packard model 3311A generator. Need owner's manual, service manual, calibration instructions, parts list, and schematic. Shawn E. Baker, 1448 Cardinal Drive, W. Columbia, SC 29189.

Gretsch Safari ac/dc guitar amplifier and **Amplifier Corporation of America** Haynes Bass King II instrument amplifier. Need schematics. David Calhoun, Rt. 2, Box 111, Mt. Olive, MA 39119.

Edison receiver model R8. Need schematic and service information. Gilbert Fontenot, 1575 Longfellow Dr., Beaumont, TX 77706.

Haillcrafters model S-34C shortwave receiver. Need operation manual, schematic, and service manual. J. Geissinger, Box 196, Mt. Gretna, PA 17064.

Super Pro 5 metal detector. Schematic needed. W. G. Eslick, 2607 E 13th, Wichita, KS 67214

Commander model 860 generator. Need schematic and operation manual. Albert Dillon, Jr., Box 27, Prichard, WV 25555.

Pentron model PR-66 President reel-to-reel recorder, serial #15454-J. Need schematic and service manual. Jim Arbutnot, 212 Erie, South Haven, MI 49090.

Masterwork audio system model 2017, serial #F617-648. Need schematic and selector switch. P. Tan Zenith Radio Corp., 11000 Seymour Avenue, Franklin Park, IL 60131.

RCA radio receiver model CRV46152. Need schematic and manual. T.G. Lucas, 7830 Melbourne Rd., Indianapolis, IN 46268.

Monarch stereo tuner amplifier model SAT-460X. Need schematic of output amplifier and power supply. Robert N. McEntire, 323 Tram Road, Columbia SC 29210.

Precision model 650 tube tester. Need adapter cable P/NAD-65 and cable pin PAA. A. Horowitz, 3518 W. 228th St., Torrance, CA 90505.

Heathkit model AR-15 receiver. Need assembly and check-out data. Tom Chichester, Box C-42, Cinnaminson, NJ 08077.

National model NC46 receiver. Need schematic. Floyd Williams, 121 N. 59th St., Philadelphia, PA 19139.

Clarion AM/FM model 36-300, serial #TT1985 stereo. Need schematic and operation manual. John T. Barber, 501 N. Halagueno St., Carlsbad, NM 88220.

Superior Instruments Co., model 670A ohm meter. Need any available information. M.W. McMahon, 3327 S. Northern, Independence, MO 64052.

General Electric model CRO-3A oscilloscope. Need schematic and operating manual. Gary L. Smith, 10956 S.W. 63rd St., Portland, OR 97219.

Elco model 425 oscilloscope. Need schematic and voltage chart. Nick Meale, 7316 Richmond, Cincinnati, OH 45236.

Allied Radio Ten-2 CB unit. Need schematic and manual. Paul R. Lewis, 1317 Kingston Ridge Road, Cary, NC 27511.

Superior Instruments model 76 CR bridge and signal tracer. Need schematic and manual. Jim Wicks, 1970 Cedar #A, Long Beach, CA 90806.

Zenith model F2040W2 B/W TV. Need schematic diagram. Arvind Sant, 141-35 78th Ave., Flushing, NY 11367.

Galaxy III transceiver. Need schematic. **Plectron** model Sentry 21 and model 77 tone generator. Need schematic and owner's manual. Phillip R. Lofton, 349 Quinn Road, Collierville, TN 38017.

Fisher Model A-192 (Allegro) stereo. Need schematic. Norman Cizek, 1212 Kinne Street, East Syracuse, NY 13057.

Ballantine model 320 voltmeter and **Hewlett Packard** model 206A audio signal generator. Need service manuals and schematics. P. Young, 16W761 White Pines, Bensenville, IL 60106.

Sears programmable scanning radio, model 9343639. Need operation manual and schematic. Gene H. McGurrin, 21 Brookview Dr., Macedon, NY 14502.

EMC models 204, 205 and 209 tube tester. Need set up chart. Walter C. Fletcher, 6139 S. Kenwood Ave., #404, Chicago, IL 60637.

Marantz model 4270 receiver. Need owner's manual and schematic. William J. Byerly, 111 Westchester Place, Apt. D-6, Slidell, LO 70458.

Tektronix model 315D and 561 oscilloscopes. Need manuals and schematics. Bob Carpenter, 2435 Cherry Hill Road, Culpeper, VA 22701.

Digital Concepts clock chip # DCC7302N used in clock kit. Need to know where chip can be purchased. S.S. Siter, 488 Marshall St., Paxton, MA 01612.

KLH model 27 receiver and model 4 speaker. **Tandberg** model 64 tape recorder and **Dynaco** Mark IV amplifier. Need service manuals, operating manuals and specifications. Stephen H. Shenefield, 4501 Arlington Blvd. #220, Arlington, VA 22203.

Sansul model Eversonic 23 CB. Need schematic. Paul R. Lewis, 1317 Kingston Ridge Rd., Cary, NC 27511.

Standel Company model Artist XX amplifier. Need schematic and operational manual. H.A. Singer, Rd. 1, Box 148, Jamesburg, NJ 08831.

Accurate Instruments Co., model 257 tube tester. Need parts list. Larry R. Cook, 362 East South St., Richland Center, WI 53581.

The Voice of Music model 20247 stereo receiver. Need manual and schematic. Jack Arnold, 3013 Fulton St., Berkeley, CA 94705.

Masterwork model M-812 tape recorder. Need operation manuals. Dwayne Dyals, 1214 Labelle St., #118, Jacksonville, FL 32205.

Grundig model TK400Uz tape recorder. Need schematic. C. Barge, 452 N.E. 39th St., Miami, FL 32205.

Futerman model H-3 and H-3A power amplifiers. Need schematic diagrams and any other available information. Richard A. Matthews, 20 West 84th St., New York, NY 10024.

Commercial Trades International # MCB23176900 voltmeter. Need service manual and schematic. Mary V. Saunders, 304 4th Avenue, Jerome, ID 83338.



MODEL II

11% DISCOUNT
Off List
64K 1 DRIVE \$3440.00
No Taxes on Out of State Shipments
Immediate Shipment On Most Items

\$ DISCOUNT \$

TRS-80[®] DEALER A301

COMPUTER SPECIALISTS

26-3001 4K Color.....	\$360.00
26-1145 RS-232 Board.....	84.00
26-1140"O" K Interface.....	249.00
26-1160 Mini Disk.....	419.00
26-1171 Telephone Modem.....	169.00
Fast 100 CPS Centronics 730 Printer.....	577.00
Text Quality Centronics 737 Printer.....	737.00
CAT Modem.....	149.00

1-800-841-0860 Toll Free Order Entry
MICRO MANAGEMENT SYSTEMS, INC.
DOWNTOWN PLAZA SHOPPING CENTER
115 C SECOND AVE. S.W.
CAIRO, GEORGIA 31728
GA. PHONE NO. (912) 377-7120


FREE
COMPUTER
CATALOG
UPON
REQUEST



26-1061 4K I. \$630.00
26-1062 16K III. 888.00
26-1063 32K III
2-Drives. RS232. 2225.00

Largest Inventory in S.E. U.S.A.

LITRONIX DISPLAY SALE



MULTI-DIGIT REFLECTOR ARRAYS FOR CLOCKS

PART NUMBER	CHAR. HZ.	POLARITY	DESCRIPTION	TYPE	MIN.	MAX.	TYPE	MAX.	PRICE
DL-4500 (Rear)	50	C.C. MPX	4 Digt 1 Segment	R	1	0			2.49
DL-4500 (Front)	50	C.C. MPX	4 Digt 1 Segment	R	1	0			2.49
DL-D 4507 (Rear)	50	C.C. MPX	4 Digt 1 Segment	R	5	10	1	7.0	4.95
DL-D 4507 (Front)	50	C.C. MPX	4 Digt 1 Segment	R	5	10	1	7.0	4.95
DL-4120A (Rear)	10	C.C. MPX	4 Digt 1 Segment	R	1	0			4.95

PART NUMBER	CHAR. HZ.	POLARITY	DESCRIPTION	TYPE	MIN.	MAX.	TYPE	MAX.	PRICE
DL-2200 (Rear)	50	C.C. MPX	7 Seg 2 Digit D.P. Rgn	R	1	2	1	7.0	.99
DL-2200 (Front)	50	C.C. MPX	7 Seg 2 Digit D.P. Rgn	R	1	2	1	7.0	1.49
DL-4500 (Rear)	50	C.C. MPX	8 Seg 4 Digit D.P. Rgn	R	5	10	1	7.0	2.49
DL-4500 (Front)	50	C.C. MPX	8 Seg 4 Digit D.P. Rgn	R	5	10	1	7.0	2.95
DL-4530 (Rear)	50	C.C. MPX	7 Seg 4 Digit D.P. Rgn	R	1	2	1	7.0	3.95
DL-4120 (Front)	10	C.C. MPX	7 Seg 2 Digit D.P. Rgn	R	1	2	1	7.0	

DISCRETE LEDES

XC556R .200" red	5/51	Mv500 .085" red	6/51	XC111R .190" red	5/51
XC556G .200" green	4/51	XC209R .125" red	5/51	XC111G .190" green	4/51
XC556Y .200" yellow	4/51	XC209G .125" green	4/51	XC111Y .190" yellow	4/51
XC556C .200" clear	4/51	XC209Y .125" yellow	4/51	XC111C .190" clear	4/51
XC22R .200" red	5/51	XC526R .185" red	5/51		
XC22G .200" green	4/51	XC526G .185" green	4/51		
XC22Y .200" yellow	4/51	XC526Y .185" yellow	4/51		
MV10B .170" red	4/51	XC526C .185" clear	4/51		

C.A. - Common Anode C.C. - Common Cathode

Type	Polarity	Ht	Type	Polarity	Ht	Price
MAN 1	C.A.--red	.270	DLG507	C.A.--green	.500	1.25
MAN 2	5x7 D.M.--red	.300	DL704	C.C.--orange	.300	1.25
MAN 3	C.C.--red	.125	DL707	C.C.--red	.300	1.25
MAN 52	C.A.--green	.300	DL728	C.C.--red	.500	1.49
MAN 54	C.C.--orange	.300	DL741	C.A.--red	.500	1.49
MAN 71	C.A.--red	.300	DL746	C.A.--red ± 1	.630	1.49
MAN 72	C.A.--red	.300	DL747	C.A.--red	.500	1.49
MAN 74	C.C.--red	.300	DL750	C.C.--red	.600	1.49
MAN 82	C.A.--yellow	.300	DL784	C.A.--orange	.800	1.49
MAN 84	C.A.--yellow	.300	DL850	C.C.--orange	.800	1.49
MAN 3620	C.A.--orange ± 1	.300	DL33B	C.C.--red ± 1	.110	.35
MAN 3630	C.A.--orange ± 1	.300	FND358	C.C. ± 1	.357	.99
MAN 3640	C.C.--orange	.300	FND359	C.C.	.357	.75
MAN 4610	C.A.--orange	.400	FND503	C.C. (FND500)	.500	.99
MAN 6610	C.A.--orange-DD	.560	FND507	C.C. (FND505)	.500	.99
MAN 6630	C.A.--orange ± 1	.560	HP3403	C.A.--red	.800	1.50
MAN 6640	C.C.--orange-DD	.560	HDSP-3403	C.A.--red	.800	1.50
MAN 6650	C.C.--orange ± 1	.560	5082-7751	C.A., R.H.D.--red	.430	1.25
MAN 6660	C.A.--orange	.560	5082-7760	C.C., R.H.D.--red	.430	1.75
MAN 6710	C.A.--red-DD	.560	5082-7300	4x7 seg. dig. RHD	.600	22.00
MAN 6750	C.C.--red ± 1	.560	5082-7302	4x7 seg. dig. LHD	.600	22.00
MAN 6780	C.C.--red	.560	5082-7304	OverNrg. char. (L1)	.600	19.95
DLO30	C.C.--orange	.300	4N21	Photo Xisistor Opt. Isol.	.99	
DL107	C.C.--orange	.300	L1-T-1	Photo Xisistor Opto-Isol.	.69	
DL500	C.C.--green	.500	1.25	Optically Isolat. Driver	1.25	

POTENTIOMETERS

CMU 1021	RV4NAY SD- 102A	1K	830P-500m	830P-5K	830P-100K
CMU 5021	RV4NAY SD- 502A	5K	830P-100m	830P-10K	830P-200K
CMU 2531	RV4NAY SD- 253A	25K	830P-500m	830P-500K	830P-500K
CMU 5032	RV4NAY SD- 503A	50K	830P-1K	830P-8K	830P-1Meg
CMU 1021	RV4NAY SD- 102A	1K	830P-2K	830P-30K	

LOW PROFILE (TIN) SOCKETS SOLDERTAIL STANDARD (TIN)

Pin	1-24	25-49	50-100	Pin	1-24	25-49	50-100
8 pin LP	.17	.16	.15	14 pin ST	.27	.25	.24
20 pin LP	.20	.19	.18	16 pin ST	.30	.27	.25
18 pin LP	.22	.21	.20	18 pin ST	.35	.32	.30
20 pin LP	.34	.32	.30	24 pin ST	.49	.45	.42
22 pin LP	.37	.36	.35	36 pin ST	1.39	1.26	1.15
24 pin LP	.38	.37	.36	40 pin ST	1.59	1.42	1.30
28 pin LP	.45	.44	.43				
36 pin LP	.63	.62	.61				

WIRE WAP SOCKETS (GOLD) LEVEL #3

Pin	1-24	25-49	50-100	Pin	1-24	25-49	50-100
8 pin SW	.59	.54	.49	14 pin WW	.59	.54	.49
10 pin SW	.69	.63	.58	16 pin WW	.59	.54	.49
16 pin SW	.89	.85	.81	18 pin WW	.99	.90	.81
18 pin SW	.54	.49	.44	20 pin WW	1.19	1.06	.99
18 pin SW	.59	.53	.48	24 pin WW	1.49	1.35	1.23
24 pin SW	.79	.75	.69	26 pin WW	1.19	1.06	1.11
28 pin SW	1.10	1.00	.90	28 pin WW	1.69	1.53	1.38
36 pin SW	1.65	1.40	1.26	36 pin WW	2.19	1.95	1.79
40 pin SW	1.75	1.59	1.45	40 pin WW	2.29	2.05	1.89

1/4 WATT RESISTOR ASSORTMENTS - 5%

ASST. 1	5ea.	10 Ohm 12 Ohm 15 Ohm 18 Ohm 22 Ohm	27 Ohm 33 Ohm 39 Ohm 47 Ohm 56 Ohm	50pcs.	\$1.95
ASST. 2	5ea.	68 Ohm 82 Ohm 100 Ohm 120 Ohm 150 Ohm	180 Ohm 220 Ohm 270 Ohm 330 Ohm 390 Ohm	50pcs.	\$1.95
ASST. 3	5ea.	1.2K 1.5K 1.8K 2.2K 2.7K	3.3K 3.9K 4.7K 5.6K 6.8K	50pcs.	\$1.95
ASST. 4	5ea.	8.2K 10K 12K 15K 18K	22K 27K 33K 39K 47K	50pcs.	\$1.95
ASST. 5	5ea.	56K 68K 82K 100K 120K	150K 180K 220K 270K 330K	50pcs.	\$1.95
ASST. 6	5ea.	390K 470K 560K 680K 820K	1M 1.2M 1.5M 1.8M 2.2M	50pcs.	\$1.95
ASST. 7	5ea.	2.7M 3.3M 3.9M 4.7M 5.5M		50pcs.	\$1.95
ASST. 8R		Includes Resistor Asssts. 1-7 (350 pcs.)			\$10.95 ea.

\$10.00 Min. Order - U.S. Funds Only Spec Sheets - 25¢ Send 4¢ Postage for your FREE 1981 JAMECO CATALOG

NEW 1981 CATALOG **Jameco ELECTRONICS** PHONE ORDERS WELCOME (415) 592-8097

MAIL ORDER ELECTRONICS - WORLDWIDE 1355 SHOREWAY ROAD, BELMONT, CA 94002 PRICES SUBJECT TO CHANGE

INTERMIL

Part No.	Function	Price
7051PI	CMOS Precision Timer	14.95
7052K/Kit*	Stopwatch Chip, XTL	22.95
7106CPL	3 1/2 Digit A/D (LCD Drive)	16.95
7106E/Kit*	IC, Circuit Board, Display	34.95
7107CPL	3 1/2 Digit A/D (LED Drive)	15.95
7107E/Kit*	IC, Circuit Board, Display	28.95
7108CPL	3 1/2 Digit A/D LCD Dis. HLD.	18.95
7117CPL	3 1/2 Digit A/D LED Dis. HLD.	17.95
7201IDR	Low Battery Volt Indicator	2.25
7201IGP	CMOS LED Stopwatch/Timer	12.95
7205V/Kit*	Stopwatch Chip, XTL	5.15
7206JPG	Tone Generator	5.15
7206E/Kit*	Tone Generator Chip, XTL	9.95
7207AIDP	Oscillator Controller	6.50
7207AEV/Kit*	Freq. Counter Chip, XTL	11.10
7208PI	Seven Decade Counter	3.95
7209IAP	Clock Decoder	3.95
7215IGP	4 Func. CMOS Stopwatch CKT	13.95
7215EV/Kit*	4 Func. Stopwatch Chip, XTL	19.95
7216AUI	8-Digit Univ. Counter C.A.	32.00
7216IUI	8-Digit Univ. Counter C.C.	31.95
7216DPI	8-Digit Freq. Counter C.A.	21.95
7217UI	4-Digit LED Up/Down Counter	12.95
7218CUI	8-Digit Univ. LED Drive	10.95
7228LPI	LCD 4 1/2 Digit Up Counter DRI	31.95
7228IUI	8-Digit Univ. Counter C.A.	31.95
7226AEV/Kit*	5 Function Counter Chip, XTL	74.95
7240IE	CMOS Bin/Pre-Timer/Counter	4.95
7241JA	CMOS Divide-by-256 RC Timer	2.00
7250IE	CMOS Div. Pres. Timer/Counter	6.00
7250E/Kit*	CMOS Div. Pres. Timer/Counter	5.25
75551PA	CMOS 555 Timer (8 pin)	1.45
75561PD	CMOS 555 Timer (14 pin)	2.20
7611BCPA	CMOS Op Amp Comparator	5MV 2.25
7612BCPA	CMOS Op Amp Ext. Comp.	5MV 2.95
7613BCPA	CMOS Dual Op Amp Comp.	5MV 3.95
7631CCPE	CMOS Trl Op Amp Comp.	10MV 5.35
7641CCPD	CMOS Quad Op Amp Comp.	10MV 7.50
7642CCPD	CMOS Quad Op Amp Comp.	10MV 7.50
7660CPD	500ppm Baud-GAP Volt Div. Diode	2.50
8212PIA	Volt Ref./Indicator	2.50
8212PCA	Volt Ref./Indicator	2.50

INTERMIL'S EVALUATION KITS

Part No.	Price	Part No.	Price	Part No.	Price
74C00	.39	74C195	1.59	LM002CN	6.85
74C02	.39	74C196	1.59	LM009L	4.50
74C04	.39	74C197	1.59	LM101L	6.75
74C08	.39	74C198	1.59	LM107CN	.89
74C10	.39	74C199	1.59	LM133CN	.89
74C12	.39	74C200	1.59	LM107D-12	1.25
74C14	.39	74C201	1.59	LM340T-12	1.25
74C16	.39	74C202	1.59	LM340T-15	1.25
74C18	.39	74C203	1.59	LM340T-15	1.25
74C20	.39	74C204	1.59	LM340T-15	1.25
74C22	.39	74C205	1.59	LM340T-15	1.25
74C24	.39	74C206	1.59	LM340T-15	1.25
74C26	.39	74C207	1.59	LM340T-15	1.25
74C28	.39	74C208	1.59	LM340T-15	1.25
74C30	.39	74C209	1.59	LM340T-15	1.25
74C32	.39	74C210	1.59	LM340T-15	1.25
74C34	.39	74C211	1.59	LM340T-15	1.25
74C36	.39	74C212	1.59	LM340T-15	1.25
74C38	.39	74C213	1.59	LM340T-15	1.25
74C40	.39	74C214	1.59	LM340T-15	1.25
74C42	.39	74C215	1.59	LM340T-15	1.25
74C44	.39	74C216	1.59	LM340T-15	1.25
74C46	.39	74C217	1.59	LM340T-15	1.25
74C48	.39	74C218	1.59	LM340T-15	1.25
74C50	.39	74C219	1.59	LM340T-15	1.25
74C52	.39	74C220	1.59	LM340T-15	1.25
74C54	.39	74C221	1.59	LM340T-15	1.25
74C56	.39	74C222	1.59	LM340T-15	1.25
74C58	.39	74C223	1.59	LM340T-15	1.25
74C60	.39	74C224	1.59	LM340T-15	1.25
74C62	.39	74C225	1.59	LM340T-15	1.25
74C64	.39	74C226	1.59	LM340T-15	1.25
74C66	.39	74C227	1.59	LM340T-15	1.25
74C68	.39	74C228	1.59	LM340T-15	1.25
74C70	.39	74C229	1.59	LM340T-15	1.25
74C72	.39	74C230	1.59	LM340T-15	1.25
74C74	.39	74C231	1.59	LM340T-15	1.25
74C76					

DIGI-KEY CORPORATION

800-346-5144

In Mn., Ak., HI. Call 218-681-6674

Capacitors • Real-Time Clock/Calendar • E.F. Johnson • Terminal Strips • J. I. Connectors • Wire Wrapping Supplies • CMOS Rectifiers • Powercase Sams Books • Diamond Tools • Panavice
 AP Products • Batteries • Zener Diodes • Wave Drivers • Breadboards • Wire Ladders • Vices • Templates • Diodes • Switches • Drafting Aids • Soldering Supplies • Edge Connectors • IC Socket
 Encoders • Resistors • Resistor Networks • Hardware • Power Supplies • Hobby Boxes • Photo Plugs & Jacks • Integrated Circuits • Optoelectronics • Lamps • Multimeter • LED's • Data Books
 Microprocessor & Support • Logic Lamps • Clock Circuits • PC Layout Supplies • Lithium Batteries • Lantanium Capacitors • Time-Temperature Clock • A/D & D/A • Nickel-Cadmium Batteries
 Electrolytic Capacitors • Potentiometers • Car Clocks • Transistors • Home Clock Kits • Tools • Fuse Holder Boards • Ungar Products • Heat Sinks & Accessories • Solder Wick • AND MORE

Multi-Digit LED Numeric Series

CP
 1000000
 1000000
 1000000

DEVICE	DIGIT	FORMAT	PRICE
MS2221	0-9	CA DIRECT	\$3.00
MS2222	0-9	CA DIRECT	\$3.00
MS2223	0-9	CA DIRECT	\$3.00
MS2224	0-9	CA DIRECT	\$3.00
MS2225	0-9	CA DIRECT	\$3.00
MS2226	0-9	CA DIRECT	\$3.00
MS2227	0-9	CA DIRECT	\$3.00
MS2228	0-9	CA DIRECT	\$3.00
MS2229	0-9	CA DIRECT	\$3.00
MS2230	0-9	CA DIRECT	\$3.00
MS2231	0-9	CA DIRECT	\$3.00
MS2232	0-9	CA DIRECT	\$3.00
MS2233	0-9	CA DIRECT	\$3.00
MS2234	0-9	CA DIRECT	\$3.00
MS2235	0-9	CA DIRECT	\$3.00
MS2236	0-9	CA DIRECT	\$3.00
MS2237	0-9	CA DIRECT	\$3.00
MS2238	0-9	CA DIRECT	\$3.00
MS2239	0-9	CA DIRECT	\$3.00
MS2240	0-9	CA DIRECT	\$3.00

Panasonic

SINGLE IN-LINE NETWORKS
 SIP
 E2PQ2
 SOLVENT RESISTANT COATING
 MEETS REQUIREMENT MIL-R-38401
 SWITCHING POWER SUPPLIES

DIGI-KEY carries books by the following publishers:
ADAM OSBORNE
SIBEX TAB SANS
HAYDEN

PAP PRODUCTS INCORPORATED

A CE 218
 100 SOLENER PLUG-IN PROBE
 CAPACITY UP TO 10 PIN DIP'S

A CE 227
 100 SOLENER PLUG-IN PROBE
 CAPACITY UP TO 10 PIN DIP'S

A CE 230
 100 SOLENER PLUG-IN PROBE
 CAPACITY UP TO 10 PIN DIP'S

A CE 200 K
 100 SOLENER PLUG-IN PROBE
 CAPACITY UP TO 10 PIN DIP'S

A CE 208
 100 SOLENER PLUG-IN PROBE
 CAPACITY UP TO 10 PIN DIP'S

A CE 212
 100 SOLENER PLUG-IN PROBE
 CAPACITY UP TO 10 PIN DIP'S

OK MACHINE & TOOL CORPORATION

PRB-1 DIGITAL LOGIC PROBE

PLS-1 LOGIC PULSER

BATTERY WRAP TOOL

WIRE WRAPPING KIT WK-2

WIRE WRAPPING KIT WK-3

WIRE WRAPPING KIT WK-4

WIRE WRAPPING KIT WK-5

Bishop Graphics

100 SOLENER PLUG-IN PROBE
 CAPACITY UP TO 10 PIN DIP'S

100 SOLENER PLUG-IN PROBE
 CAPACITY UP TO 10 PIN DIP'S

100 SOLENER PLUG-IN PROBE
 CAPACITY UP TO 10 PIN DIP'S

100 SOLENER PLUG-IN PROBE
 CAPACITY UP TO 10 PIN DIP'S

Red LED Lamps

MS1053
 MS1054
 MS1055
 MS1056
 MS1057
 MS1058
 MS1059
 MS1060
 MS1061
 MS1062
 MS1063
 MS1064
 MS1065
 MS1066
 MS1067
 MS1068
 MS1069
 MS1070

Linear Display

MS1071
 MS1072
 MS1073
 MS1074
 MS1075
 MS1076
 MS1077
 MS1078
 MS1079
 MS1080
 MS1081
 MS1082
 MS1083
 MS1084
 MS1085
 MS1086
 MS1087
 MS1088
 MS1089
 MS1090

BREADBOARD JUMPER WIRE KIT

MS1091
 MS1092
 MS1093
 MS1094
 MS1095
 MS1096
 MS1097
 MS1098
 MS1099
 MS1100

OK MACHINE & TOOL CORPORATION

WIRE WRAPPING KIT WK-2

WIRE WRAPPING KIT WK-3

WIRE WRAPPING KIT WK-4

WIRE WRAPPING KIT WK-5

Bishop Graphics

100 SOLENER PLUG-IN PROBE
 CAPACITY UP TO 10 PIN DIP'S

100 SOLENER PLUG-IN PROBE
 CAPACITY UP TO 10 PIN DIP'S

100 SOLENER PLUG-IN PROBE
 CAPACITY UP TO 10 PIN DIP'S

100 SOLENER PLUG-IN PROBE
 CAPACITY UP TO 10 PIN DIP'S

Red LED Lamps

MS1053
 MS1054
 MS1055
 MS1056
 MS1057
 MS1058
 MS1059
 MS1060
 MS1061
 MS1062
 MS1063
 MS1064
 MS1065
 MS1066
 MS1067
 MS1068
 MS1069
 MS1070

Linear Display

MS1071
 MS1072
 MS1073
 MS1074
 MS1075
 MS1076
 MS1077
 MS1078
 MS1079
 MS1080
 MS1081
 MS1082
 MS1083
 MS1084
 MS1085
 MS1086
 MS1087
 MS1088
 MS1089
 MS1090

BREADBOARD JUMPER WIRE KIT

MS1091
 MS1092
 MS1093
 MS1094
 MS1095
 MS1096
 MS1097
 MS1098
 MS1099
 MS1100

OK MACHINE & TOOL CORPORATION

WIRE WRAPPING KIT WK-2

WIRE WRAPPING KIT WK-3

WIRE WRAPPING KIT WK-4

WIRE WRAPPING KIT WK-5

Bishop Graphics

100 SOLENER PLUG-IN PROBE
 CAPACITY UP TO 10 PIN DIP'S

100 SOLENER PLUG-IN PROBE
 CAPACITY UP TO 10 PIN DIP'S

100 SOLENER PLUG-IN PROBE
 CAPACITY UP TO 10 PIN DIP'S

100 SOLENER PLUG-IN PROBE
 CAPACITY UP TO 10 PIN DIP'S

Panasonic Batteries

CARBON ZINC BATTERIES

ALKALINE BATTERIES

NICKEL CADMIUM BATTERIES

CRIMP TOOL SET

MS1101
 MS1102
 MS1103
 MS1104
 MS1105
 MS1106
 MS1107
 MS1108
 MS1109
 MS1110

JUMPER HEADERS

MS1111
 MS1112
 MS1113
 MS1114
 MS1115
 MS1116
 MS1117
 MS1118
 MS1119
 MS1120

OK MACHINE & TOOL CORPORATION

WIRE WRAPPING KIT WK-2

WIRE WRAPPING KIT WK-3

WIRE WRAPPING KIT WK-4

WIRE WRAPPING KIT WK-5

Bishop Graphics

100 SOLENER PLUG-IN PROBE
 CAPACITY UP TO 10 PIN DIP'S

100 SOLENER PLUG-IN PROBE
 CAPACITY UP TO 10 PIN DIP'S

100 SOLENER PLUG-IN PROBE
 CAPACITY UP TO 10 PIN DIP'S

100 SOLENER PLUG-IN PROBE
 CAPACITY UP TO 10 PIN DIP'S

Panasonic Batteries

CARBON ZINC BATTERIES

ALKALINE BATTERIES

NICKEL CADMIUM BATTERIES

CRIMP TOOL SET

MS1101
 MS1102
 MS1103
 MS1104
 MS1105
 MS1106
 MS1107
 MS1108
 MS1109
 MS1110

JUMPER HEADERS

MS1111
 MS1112
 MS1113
 MS1114
 MS1115
 MS1116
 MS1117
 MS1118
 MS1119
 MS1120

OK MACHINE & TOOL CORPORATION

WIRE WRAPPING KIT WK-2

WIRE WRAPPING KIT WK-3

WIRE WRAPPING KIT WK-4

WIRE WRAPPING KIT WK-5

Bishop Graphics

100 SOLENER PLUG-IN PROBE
 CAPACITY UP TO 10 PIN DIP'S

100 SOLENER PLUG-IN PROBE
 CAPACITY UP TO 10 PIN DIP'S

100 SOLENER PLUG-IN PROBE
 CAPACITY UP TO 10 PIN DIP'S

100 SOLENER PLUG-IN PROBE
 CAPACITY UP TO 10 PIN DIP'S

GELLED ELECTROLYTE LEAD ACID BATTERIES

MS1121
 MS1122
 MS1123
 MS1124
 MS1125
 MS1126
 MS1127
 MS1128
 MS1129
 MS1130

TEMPERATURE CONTROLLED SOLDERING STATION

MS1131
 MS1132
 MS1133
 MS1134
 MS1135
 MS1136
 MS1137
 MS1138
 MS1139
 MS1140

JUMPER HEADERS

MS1111
 MS1112
 MS1113
 MS1114
 MS1115
 MS1116
 MS1117
 MS1118
 MS1119
 MS1120

OK MACHINE & TOOL CORPORATION

WIRE WRAPPING KIT WK-2

WIRE WRAPPING KIT WK-3

WIRE WRAPPING KIT WK-4

WIRE WRAPPING KIT WK-5

Bishop Graphics

100 SOLENER PLUG-IN PROBE
 CAPACITY UP TO 10 PIN DIP'S

100 SOLENER PLUG-IN PROBE
 CAPACITY UP TO 10 PIN DIP'S

100 SOLENER PLUG-IN PROBE
 CAPACITY UP TO 10 PIN DIP'S

100 SOLENER PLUG-IN PROBE
 CAPACITY UP TO 10 PIN DIP'S

CRYSTALS

MS1141
 MS1142
 MS1143
 MS1144
 MS1145
 MS1146
 MS1147
 MS1148
 MS1149
 MS1150

TEMPERATURE CONTROLLED SOLDERING STATION

MS1131
 MS1132
 MS1133
 MS1134
 MS1135
 MS1136
 MS1137
 MS1138
 MS1139
 MS1140

JUMPER HEADERS

MS1111
 MS1112
 MS1113
 MS1114
 MS1115
 MS1116
 MS1117
 MS1118
 MS1119
 MS1120

OK MACHINE & TOOL CORPORATION

WIRE WRAPPING KIT WK-2

WIRE WRAPPING KIT WK-3

WIRE WRAPPING KIT WK-4

WIRE WRAPPING KIT WK-5

Bishop Graphics

100 SOLENER PLUG-IN PROBE
 CAPACITY UP TO 10 PIN DIP'S

100 SOLENER PLUG-IN PROBE
 CAPACITY UP TO 10 PIN DIP'S

100 SOLENER PLUG-IN PROBE
 CAPACITY UP TO 10 PIN DIP'S

100 SOLENER PLUG-IN PROBE
 CAPACITY UP TO 10 PIN DIP'S

ELECTRONIC HARDWARE

MS1151
 MS1152
 MS1153
 MS1154
 MS1155
 MS1156
 MS1157
 MS1158
 MS1159
 MS1160

TEMPERATURE CONTROLLED SOLDERING STATION

MS1131
 MS1132
 MS1133
 MS1134
 MS1135
 MS1136
 MS1137
 MS1138
 MS1139
 MS1140

JUMPER HEADERS

MS1111
 MS1112
 MS1113
 MS1114
 MS1115
 MS1116
 MS1117
 MS1118
 MS1119
 MS1120

OK MACHINE & TOOL CORPORATION

WIRE WRAPPING KIT WK-2

WIRE WRAPPING KIT WK-3

WIRE WRAPPING KIT WK-4

WIRE WRAPPING KIT WK-5

Bishop Graphics

100 SOLENER PLUG-IN PROBE
 CAPACITY UP TO 10 PIN DIP'S

100 SOLENER PLUG-IN PROBE
 CAPACITY UP TO 10 PIN DIP'S

100 SOLENER PLUG-IN PROBE
 CAPACITY UP TO 10 PIN DIP'S

100 SOLENER PLUG-IN PROBE
 CAPACITY UP TO 10 PIN DIP'S

The Digi-Key volume discount and Service charges are simple to apply. Most items sold by Digi-Key may be combined for a volume discount. Items that are not discountable are identified by the suffix "N" following the part number. After writing an order, total all of the discountable items and apply the appropriate discount. To this subtotal, add the non-discountable items. Then add the Service charge. We pay all shipping and insurance to addresses in the U.S.A., Canada and Mexico when payment accompanies order.

WHEN ORDERING BY PHONE: CALL 1-800-346-5144 (Mn., Ak., HI. call 218-681-6674) by mail send your order to: DIGI-KEY, Highway 22 South, Thief River Falls, MN. 56701

You may pay by check, money order, Master Charge, VISA or C.O.D. DIGI-KEY GUARANTEE: Any parts or products purchased from Digi-Key that prove to be defective will be replaced or refunded if returned within 90 days from receipt with a copy of your invoice.

CIRCLE NO. 15 ON FREE INFORMATION CARD

www.americanradiohistory.com

SERVICE CHARGES	VOLUME DISCOUNT
\$ 0.00 - \$ 9.99	Add \$2.00
\$ 10.00 - \$25.00	Add \$0.75
\$ 25.00 - \$49.99	Add \$0.50
\$ 50.00 - \$99.99	Add \$0.25
\$ 100.00 & Up	No Charge



P.O. Box 4430C
Santa Clara, CA 95054
Will calls: 2322 Walsh Ave.
ELECTRONICS (408) 988-1640 TWX 910-338-2139

Same day shipment. First line parts only. Factory tested
Guaranteed money back. Quality IC's and other compo-
nents at factory prices.

INTEGRATED CIRCUITS

74LS00 TTL	MONS/MEMORY RAM	PROM	MICROPROCESSOR	IC SOCKETS	DISPLAY LEADS
74LS00N	29 2101-1 85	1702A	4 95 85C1	10 95	MAN3
74LS02N	29 2102-1 95	2708	7 30 6504	9 95	MAN3
74LS04N	35 2102A-1 1.45	2718T	18 00 6522	9 95	MAN7/74
74LS05N	25 2102AN-2 1.65	2716 5 Volt	13 50 8000	6 95	DL707 DL707R
74LS08N	35 2104A-4 4.95	8217 5 Volt	6802	11 95	DL772 DL772R
74LS10N	39 2107A-4 3.75	2732	25 00 6824	4 95	DL747 750
74LS13N	55 2111-1 3.75	2758	19 50 6850	5 95	FND359
74LS14N	100 2112-2 3.95	8741A	35 00 8080A	5 95	FND359 50T
74LS20N	35 2114 3.75	8748	55 00 8085	12 95	FND400 60T
74LS22N	35 2114L 300ms 4.25	8748 B	55 00 8188	7 00	FND400 60T
74LS23N	35 2114L 450ms 4.00	8754	55 00 280	9 95	IND303 510
74LS33N	60 8 4116 200ms 35.00	NB5123	6 50 8212	2 90	IND303 510
74LS38N	35 2118 200ms 5.50	NB5126	7 50 8214	1 95	IND303 510
74LS31N	65 2118 200ms 5.50	NB5129	8 50 8216	2 90	IND303 510
74LS35N	65 2118 200ms 5.50	NB5131	8 50 8224	3 95	IND303 510
74LS36N	65 2118 200ms 5.50	NB5134	8 75 8228	4 95	IND303 510
74LS39N	75 PD411D-3 4.00	NB5137	8 75 8251	5 95	IND303 510
74LS39N	100 PD411D-4 3.00	DM6577	2 90 8253	15 00	IND303 510
74LS107N	45 PS101L 3.95	8223	9 90 8255	5 95	IND303 510
74LS117N	45 4200A 9.95	8257	10 95	10 95	IND303 510
74LS118N	45 8025 9.95	8259	14 90	37 90	IND303 510
74LS119N	89 91102A 1.50	1802CP plus	13 95	20 90	IND303 510
74LS119N	50 HD0165-5 6.95	1802DP plus	17 95	37 90	IND303 510
74LS154N	110 7487100 4.50	8065	65	13 95	IND303 510
74LS154N	110 GIAY3850D 1.95	8097	85	13 95	IND303 510
74LS157N	110 MC968751A 1.95	8098	65	13 95	IND303 510
74LS162N	110 3068 3.50	8099	125	13 95	IND303 510
74LS163N	110 4100 10.00	8110	4.50		IND303 510
74LS174N	125 416 16.00	8113	3.00		IND303 510
74LS192N	125 416 16.00	8120	5.00		IND303 510
74LS221N	125 8723 3.10	8123	3.10		IND303 510
74LS259N	100 8725 3.20	8125	3.50		IND303 510
74LS367N	75 8726 1.69	8126	1.69		IND303 510
		8727	2.75		IND303 510
		8797	1.69		IND303 510
		8798	1.69		IND303 510

Linear CMOS and 7400 complete lines in stock. Send for catalog.

Modem Kit \$60.00

State of the art, orig. answer. No tuning necessary. 103 compatible 300 baud. Inexpensive acoustic coupler plans included. Bd. only \$17.00.

Z80 Microcomputer

16 bit I/O, 2 MHz clock, 2K RAM. ROM Breadboard space. Excellent for control. Bare Board \$28.50. Full Kit \$99.00. Monitor \$20.00. Power Supply Kit \$35.00. Tiny Basic \$30.00

Video Modulator Kit \$9.95

Convert TV set into a high quality monitor w/o affecting video. Comp. kit w/ful instruc.

Multi-volt Computer Power Supply

8v 5 amp, +18v 5 amp, 5v 1.5 amp, -5v 5 amp, 12v 5 amp, -12v output -5v, +12v are regulated. Basic Kit \$29.95. Kit with chassis and all hardware \$43.95. Add \$4.00 shipping. Kit of hardware \$14.90. Woodgrain case \$10.00. \$1.50 shipping.

* want 5" per type 05

TERMS: \$5.00 min. order U.S. Funds. Calif residents add 6% tax. \$10.00 min. BankAmericard and Master Charge accepted. \$1.00 insurance optional. Postage: Add 5%. C.O.D. \$10.00 min. order.

RCA Cosmac 1802 Super Elf Computer Kit \$106.95

The Quest Super Elf is the right choice for the person who has a need to learn more about computers, from an understanding of the hardware and how it goes together to beginning programming with machine language on up through basic.



Tremendous Value

The Super Elf is a tremendous value as it combines video, digital displays, LED displays, and music, all on a single board for \$106.95. Its unique ability for single step debugging, display of state and mode of the computer and display of addressing as an inexpensive option gives it an "easy to use" capability not available anywhere at the price.

Inexpensive Expansion

The Super Elf expansion capability is virtually unlimited and you can do it inexpensively one step at a time. Expansion includes cassette interface, additional memory, color video, Basic, ASCII keyboard, printer, floppy, S-100 bus, RS232, etc.

Strong Software Support

The Super Elf comes complete with power supply and detailed 127 page instruction manual which includes over 40 pages of

software, including a series of lessons to help get you started and a music program and graphics target game. Many schools and universities are using the Super Elf as a course of study. OEM's use it for training and R&D. A monthly newsletter, Quest-data is devoted exclusively to software for the Super Elf and there are many software books available at low cost. You can do a tremendous amount with the software available and there is more coming every day. Of course, you can do your own programming which is fun and very rewarding.

Free 14 Page Brochure

Send or call for a free brochure on all details and pricing of the Super Elf and its expansion. We will get it right out to you!

60 Hz Crystal Time Base Kit \$4.40

Converts digital clocks from AC line frequency to crystal time base. Outstanding accuracy.

Rockwell AIM 65 Computer

4K version \$450.00

Ohio Scientific Computer Products

CIP Series 2	\$459.00
with monitor/TV combo	\$599.00
CIPMF Series 2	\$1225.00
with monitor TV/combo	\$1349.00

FREE: Send for your copy of our NEW 1980 QUEST CATALOG. Include 48¢ stamp.

CIRCLE NO. 56 ON FREE INFORMATION CARD

EXCEPTIONAL SPECIALS

Limited quantities on all items. Sorry, at these low prices we cannot include spec sheets or accept COD/telephone orders. Part numbers must include the special -S suffix when shown or you will be charged our regular prices. Parts may be house numbered or have dual markings. This is your chance to save!

16K MEMORY EXPANSION SPECIAL: 8/\$35!

Expand memory in Radio Shack computers (including the color model) as well as machines made by Apple, Exidy, Heath H89, newer PETs, etc. Low power, high speed (4 MHz) dynamic RAMs. Add \$3 for 2 dip shunts plus TRS-80* conversion instructions.

TTL

7403-S	Quad 2 input OC	21/\$2
7410-S	Triple 3 input NAND	21/\$2
7413-S	4 to 16 line decoder/demux	6/\$2
7430-S	8 input NAND gate	21/\$2
7438-S	Quad 2 input NAND OC	21/\$2
7440-S	Dual 4 input NAND buffer	21/\$2
7442-S	BCD to Decimal Decoder	7/\$2
7444-S	Gray to decimal decoder	8/\$2
7450-S	And-or-invert	21/\$2
7472-S	<td>21/\$2</td>	21/\$2
7474-S	Dual D + Edge Trig Flip Flop	12/\$2
7496-S	5 bit shift register	12/\$2
74151-S	8 channel mux	8/\$2
74155-S	Dual 2/4 demux	8/\$2
74159-S	4 to 16 line decoder/demux OC	4/\$2
74161-S	Synchro 4 bit binary counter	8/\$2
74163-S	Synchro 4 bit binary counter	8/\$2
74164-S	8 bit shift register	6/\$2
74190-S	Up/down decade counter	4/\$2
74192-S	Up/down binary counter	4/\$2
74194-S	4 bit bidirectional shift reg	4/\$2
74195-S	4 bit parallel shift register	6/\$2

CMOS

4012-S	Dual 4 input NAND	12/\$2
4020-S	14 stage counter	4/\$2
4023-S	Triple 3 input NAND	12/\$2
4044-S	Quad R-S latch	4/\$2
4046-S	Phase locked loop	2/\$2
4071-S	Quad 2 input OR	12/\$2
4093-S	Quad 2 in NAND Schmitt trig	4/\$2
4507-S	Quad EX-OR	4/\$2
4510-S	BCD up/down counter	2/\$2
5101LL1-S	1K RAM 4X256 450 ns	10/\$17.50

TO-220 NEG VOLT REGS

7906-S	-6V regulator	2/\$2
7908-S	-8V regulator	2/\$2
7912-S	-12V regulator	2/\$2
79M12-S	-12V regulator	3/\$2
79M15-S	-15V regulator	3/\$2
7918-S	-18V regulator	2/\$2
7924-S	-24V regulator	2/\$2

OTHER SEMICONDUCTORS

General purpose silicon signal diodes	50/\$2
GT5306 NPN darlington, min gain 17000, 25V 200 mA, TO92 package	100/\$8.95
NPN transistor similar 2N3904	100/\$7.95
PNP transistor similar 2N3906	100/\$8.95
4N28 opto-coupler 6 pin minidip, MCT-2/IL-1 pinout	5/\$2
SN76477 complex sound generator	1/\$2.50
MA1003 12V DC clock module	\$14.95
Opto-Isolator Grab Bag - 50 mixed opto-isolators from a major manufacturer. Unmarked 6 and 8 lead minidips include single and dual types with diode, transistor, and darlington outputs. Test them yourself and save! Not recommended for beginners.	50/\$4

SOLDERTAIL SOCKETS

8 pin 100/\$5.95	24, 28 pin 30/\$4.95
14, 16 & 18 pin 50/\$4.95	40 pin 20/\$4.95
20 pin 40/\$4.95	

TRANSISTORS AND FETS

2N2221	PNP TO-18 unmarked	7/\$1.00
2N2222	PNP TO-18 unmarked	5/\$1.00
2N2907A	PNP plastic house #	5/\$1.00
2N3055	NPN TO-3 house #	1/\$0.75
2N3904	NPN TO-105 house #	5/\$1.00
2N3906	PNP TO-105 house #	5/\$1.00
2N4124	30V/350 mW TO-92	3/\$1.00
2N4304	TO-18 plastic N-JFET gen purp	2/\$1.00
2N4400	NPN plastic house #	5/\$1.00
2N4917	PNP TO-106	5/\$1.00
2N4946	NPN TO-106	6/\$1.00
2N5227	PNP TO-92 30V	6/\$1.00
2N5306	NPN TO-92 darlington	3/\$1.00
2N5449	NPN	6/\$1.00
2N5484	RF N-JFET	3/\$1.00
D41D1	PNP TO-220 1A max	1/\$0.50
D44C4	NPN TO-220 4A/55V	1/\$0.75
D45C4	PNP TO-220 4A/55V	1/\$0.75
D45H8	PNP TO-220 10A/60V	3/\$2.00
MPS3694	NPN gen purp	4/\$1.00
FPT100	Phototransistor	1/\$0.50
FET-2	Dual N-JFET TO-18 sim	3/\$1.00
2N4416		
FET-3	Dual N-JFET lo noise audio	2/\$1.00
FET-6	Gen purp dual gate MOSFET house #	3/\$2.00

TERMS: Cal res add tax. Allow at least 5% shipping, excess refunded. Orders under \$15 add \$2 handling. VISA, and Mastercard orders (for 16K Memory Expansion only) call (415) 562-0636, 24 hrs. Include street address for UPS. Prices subject to change without notice.


GODBOUN
ELECTRONICS
OAKLAND AIRPORT, CA 94614

SEND FOR OUR FREE CATALOGUE

Radio Shack is Your Parts Place™

No Minimum Order! No Waiting! Low Prices!
All Prime Devices!

Bam! Beep! Boom! Zonk! And More with This IC



SN76488
28-Pin DIP

NEW
6⁹⁹

This sound-generator IC, a handful of parts, and a little imagination can create an infinite variety of sounds! Can be controlled by a microprocessor for sophisticated multiplexing of sounds. Built-in audio amplifier drives a speaker. With data.
276-1766 6.99

Music-Maker Chip




S50240P
16-Pin DIP

Save
44%
Reg. **3⁸⁸**
Sale **3.88**

Top-octave synthesizer IC produces 13 notes from C₈ to C₈# — use it in a keyboard instrument or musical doorbell! Requires single 12V supply and external clock. (A 4011, 100-pf cap and 10k pot will do the trick.) With full data.
276-1780 Sale 3.88

Computer Connectors & Cables Now in Stock



Low As **2⁶⁹**

- A 20-Pin Header with Ejectors. Polarized. For .100x.100" grid. 276-1556 2.69
- B 20-Pin Cable Connector. Reusable insulation-displacement type mounts at ends or along length of cable. 276-1557 3.49
- C 40-Pin Card Edge Connector. Reusable type. 276-1558 5.95
- D DBM 25 Connector. Reusable type for your RS-232 bus. 276-1559 4.99
- E 20-Conductor Ribbon Cable. 5 ft. 278-770 3.95
- 40-Conductor Ribbon Cable. 5 ft. 278-771 6.95



Right-Angle Switch
Save
50%
Reg. **1.99**
99¢

DPDT-type for PC boards. 6A @ 125VAC.
275-665 Sale 99¢



Pack of 10 Silicon Diodes
Stock Up Now!
99¢

Type 1N914 switching diodes. 100% prime. PIV: 75, minimum.
276-1122 Pkg. of 10/99¢



Three DC Motors
NEW
1⁴⁹
Pkg. of 3

For 1 1/2 to 6VDC. Typical no-load RPM: 3550. Long leads for easy hookup.
273-208 3/1.49



16K Dynamic RAM
Save 29%
Reg. 13.95
9⁹⁵
Each

MM5290-055/4116. Lots of memory in a 16-pin DIP! Requires ±5, +12VDC. Prime. Buy now and save!
276-2505 Sale 9.95



Spring-Lever Terminal Strip *Ideal for Speakers, Power Supplies*
1¹⁹

Deluxe terminals with lever release. Color-coded. 2 1/2" x 1 5/16."
274-621 1.19



10 Assorted Mini Reed Switches
Pkg. of 10
1⁹⁸

Hermetically sealed in glass. Contacts close when magnetic field is present. Gold-plated contacts rated 500 mA, 125VAC. 275-1610 1.98



Bar-Graph Display
NEW
3⁷⁹

Companion to our LM3914 and LM3915 display driver ICs. Ten LEDs in a 20-pin DIP. With data!
276-081 3.79



Pack of 100 Coils, Inductors & Chokes
Only
1⁹⁸
Pkg. of 100

RF, IF and PC-mounts. Nice to have on hand.
273-1570 Pkg. of 100/1.98



Bright 12-Volt Snap-in Lamps
NEW
1⁶⁹
Pkg. of 2

One red, one green. Long life. Heat-resistant housings. Leads.
272-331 Pkg. of 2/1.69



Pack of 10 PC Electrolytics
Save 30%
Reg. 3.95
2⁷⁷
Pkg. of 10

Radial leads. Two each of most-used values: 4.7, 10, 22, 47 and 100 µF. Rated 35WVDC.
272-1035 Pkg. of 10/2.77



Bright Red Flasher LED
1²⁹

CMOS Timer IC and LED in One Package! 5 Hz flash rate really gets attention. Ideal for displays, even electronic jewelry. 276-036 1.29



Adjustable Rhythm Generator Chip
Save 33%
Reg. 6.59
4⁴⁴

Build an electronic percussion device! Six combinable patterns. 16-pin DIP with data.
276-1785 Sale 4.44



Twelve Assorted Switches
1⁹⁸
Pkg. of 12

May include slide, rocker, push-button and momentary types rated up to 3A, 125VAC.
275-1601 1.98



Heavy-Duty SCRs
TO-220 Cases
Low As
99¢

Ideal as motor speed controls, lamp dimmers. Rated 6 Amps.
200V. 276-1067 99¢
400V. 276-1020 1.19



Color-Coded Test Cable Sets
Low As
3⁶⁹

Insulated Clips At Each End
Set of ten 14"-long jumpers. 278-1156 3.69
Set of eight 24"-long jumpers. 278-1157 3.89

The Most-Popular Parts In-Stock!
Start Your Next Project at The Shack™

Prices may vary at individual stores and dealers

Radio Shack®

A DIVISION OF TANDY CORPORATION • FORT WORTH, TEXAS 76102
OVER 7000 LOCATIONS IN 40 COUNTRIES

CALL TOLL FREE

800-538-5000

CALL US FOR VOLUME QUOTES. ALL MERCHANDISE 100% GUARANTEED. WE WILL BEAT ANY COMPETITORS PRICES. GIVE US A CALL AND WE'LL PROVE IT.

NEC UPD416C-2
4116-200NS
8/29.95 100/3.45EA

2716-SINGLE SUPPLY
10.95EA 8/9.95EA
2708 6.25EA 8/5.95EA

2114L-3 4K STATIC
LOW POWER 300 NS
8/29.95 100/3.49EA

21L02 Low Power 450NS 1.29EA
2102 450NS .99EA

LS SERIES LOOK AT THIS LS PRICING!

74LS00	.32	74LS73	.44	74LS156	.95	74LS251	1.32
74LS01	.28	74LS74	.48	74LS157	.79	74LS253	.89
74LS02	.38	74LS75	.58	74LS158	.82	74LS257	.89
74LS03	.32	74LS76	.50	74LS160	.94	74LS258	.89
74LS04	.35	74LS78	.59	74LS161	.99	74LS259	2.89
74LS05	.28	74LS83	.90	74LS162	.99	74LS260	.68
74LS08	.38	74LS85	1.23	74LS163	.99	74LS266	.68
74LS09	.38	74LS86	.45	74LS164	.99	74LS273	1.69
74LS10	.32	74LS90	.70	74LS165	.99	74LS275	3.39
74LS11	.29	74LS92	.82	74LS166	2.40	74LS279	.59
74LS12	.29	74LS93	.71	74LS168	1.79	74LS283	1.03
74LS13	.38	74LS95	1.11	74LS169	1.79	74LS290	1.25
74LS14	.99	74LS96	.86	74LS170	1.89	74LS293	1.89
74LS15	.35	74LS107	.43	74LS173	.82	74LS295	1.09
74LS20	.26	74LS109	.49	74LS174	1.19	74LS298	1.24
74LS21	.30	74LS112	.48	74LS175	1.09	74LS352	1.59
74LS22	.34	74LS113	.48	74LS181	2.19	74LS353	1.59
74LS26	.40	74LS114	.55	74LS190	1.15	74LS363	1.39
74LS27	.35	74LS122	.55	74LS191	1.31	74LS365	.99
74LS28	.39	74LS123	.99	74LS192	.88	74LS366	.99
74LS30	.35	74LS125	.99	74LS193	.98	74LS367	.99
74LS32	.39	74LS126	.88	74LS194	1.80	74LS368	.99
74LS33	.54	74LS132	.69	74LS195	1.39	74LS373	1.85
74LS37	.78	74LS136	.58	74LS196	.82	74LS374	1.81
74LS38	.39	74LS138	.79	74LS197	.82	74LS377	1.48
74LS40	.25	74LS139	.79	74LS221	1.28	74LS385	1.90
74LS42	.79	74LS145	1.19	74LS240	1.89	74LS386	.65
74LS47	.78	74LS148	1.39	74LS241	1.89	74LS390	1.90
74LS48	.78	74LS151	.79	74LS242	1.89	74LS393	1.90
74LS51	.35	74LS153	.79	74LS243	1.89	74LS395	1.69
74LS54	.35	74LS154	2.39	74LS244	1.79	74LS670	2.20
74LS55	.32	74LS155	1.19	74LS245	2.89		

8080 SUPPORT

8212	2.75
8214	5.25
8216	2.75
8224	2.95
8226	3.49
8228	4.95
8238	5.50
8251	6.95
8253	12.95
8255	6.50
8257	16.95
8259	14.95
8275	49.95
8279	15.95

MISC		EPROMS		
Ay5-1013	4.99	MM5203AQ	1us	256 x 8 13.95
8T97	1.69	MM5204AQ	750ns	512 x 8 14.95
1488	1.39	1702A	1us	256 x 8 4.95
1489	1.39	2708	450ns	1K x 8 5.95
8202	34.95	2716	450ns	2K x 8 10.95
3242	16.95	2732	450ns	4K x 8 29.95
PROMS				
74S188	(82S23)	OC		32 x 8 4.75
74S287	(82S129)	TS		256 x 4 4.75
74S288	(82S123)	TS		32 x 8 4.75
74S387	(82S126)	OC		256 x 4 5.75
74S471		TS		256 x 8 18.75
74S472	(82S147)	TS		512 x 8 18.75
74S474	(82S141)	TS		512 x 8 19.95
74S570	(82S130)	OC		512 x 4 7.80
74S571	(82S131)	TS		512 x 4 7.80

CPU's

Z-80	9.95
Z-80A	12.95
8080A	3.95
8085A	12.95
2650	12.95

DIP SWITCHES

4 Position .99	7 Position 1.09
5 Position 1.02	8 Position 1.14
6 Position 1.06	

LINEAR

LM301V	.34	LM567V	1.29
LM309K	1.49	LM723	.49
LM311V	.64	LM741V	.29
LM317T	2.29	LM747	.79
LM323K	4.95	LM1310	1.90
LM324	.59	LM1414	1.59
LM339	.99	LM1458	.69
LM377	2.29	LM1488	1.39
LM380	1.29	LM1489	1.99
LM555V	.39	LM1800	1.99
LM556	.69	LM1889	2.49
LM565	.99	LM3900	59
LM566V	1.49	75451V	.39

VOLTAGE REG'S		IC SOCKETS	
7805T	.89	7905T	.99
7812T	.89	7912T	.99
7815T	.99	7915T	1.19
7824T	.99	7924T	1.19
7805K	1.39	7905K	1.49
7812K	1.39	7912K	1.49
78L05	.69	79L05	.79
78L12	.69	79L12	.79
78L15	.69	79L15	.79

.43" LED DISPLAY
BEAUTIFUL RED
7 SEGMENT DISPLAY
HP 5082-7760
.79 100/65EA


TERMS: Include \$2 for shipping. \$10 minimum order. Send SASE for complete catalog. Bay Area Res. add 6 1/2% sales tax. Calif. Res. add 6% sales tax. We reserve the right to limit quantities and substitute manufacturer. Prices subject to change without notice.

JDR MICRODEVICES, INC.
1101 South Winchester Blvd.
San Jose, California 95128
408-247-4852
800-538-5000

master charge **VISA**

Solar Power


Solar Powered AM Radio
Place it in the sunshine and listen to your favorite station! Features good quality volume and tone from built-in speaker. Complete and ready to operate. Makes a unique gift! \$24.95



Solar Panels
Converts sunlight directly into electricity to power small fans, pumps, radios, recharge batteries, etc.
12V 125MA \$49.00 / 12V 500MA \$150.00

Special 9V 30MA Small Panel
For powering transistor radios, calculators \$12.00

Sillon Solar Cell Experimenters Assortment
Each cell converts sunlight into electricity. Assortment contains one whole 2 inch cell, 5 odd shaped pieces and a small motor \$7.95



Sound Effects Generator Basic Kit
Now it's possible to build your own sound effects generator without spending a fortune. We supply you with the T176477 sound chip plus an etched and drilled glass epoxy PC board with schematic and layout instructions. This board makes it simple to build a generator capable of phaser sounds, locomotive, sirens, airplanes, clocks, etc. Does not require dip switches or other expensive unusual components. You supply a few standard resistors, capacitors, switches, pots. \$23883 Basic Kit containing T176477 PC board and instructions. Only \$5.95
2N2222 Transistor for above C23884 .39 each

120 VAC Xenon Strobe Kit
Complete variable rate strobe light kit. Contains all parts, PC board, line cord and instructions. C23071 \$7.50

Wheel of Fortune
Popular game device uses LEDs, transistors, and IC to give the effect of a bright red ball spinning around numbers. Unit emits sound as ball spins and finally stops on a number. Incl. all parts, faceplate & PC board. C23806 \$8.99

KHANEY electronics inc
P.O. BOX 27038 DENVER, COLORADO 80227

Phone Orders 303-781-5750
• Minimum AD Order \$6.00
• Please include \$1.50 for postage
• VISA MC accepted
• Priorie Orders are welcome

Send for our free catalog of unique items

CIRCLE NO. 9 ON FREE INFORMATION CARD

Save on Calculators

Olympic Sales is an HP franchised dealer

Model Retail Your Cost

New HP 41CV 2.2K bytes, 4 mem. modules built-in slanted keyboard \$325.00 \$239.95

HP 41CV
HP41CV & Card Reader 495.00 394.95
System Two: HP41CV-Card Redr & Prinr 840.00 669.95
Card reader for 41CV 215.00 169.95
Printer for 41CV 385.00 289.95
HP-41C new price 250.00 189.95
Quad Ram to upgrade HP41C to 2.2K bytes leaving 3 ports. Plugs into the 41C 95.00 84.95
New HP-83 Computer, similar to HP 85 without printer & cassette 2750.00 1795.00
Computer, similar to HP 85 without printer & cassette 2750.00 1795.00

Optical Wand for 41C/41CV 125.00 109.95
Memory Modules for 41C/41CV 39.50 27.95
HP 34C Scientific 150.00 119.95
HP 36C Bus / R/E 150.00 119.95
HP 33C Scientific 90.00 79.95
HP 32E Adv Scientific 55.00 49.95
HP 37E Bus Calc. 75.00 63.95
HP 67 Programmable Sci. 375.00 299.95
HP 97 Prog/Prnter Sci. 750.00 579.95
HP 85 Computer 3250.00 2495.00

One year guarantee by HP on all calcs. 90 days on computers

TEXAS INSTRUMENTS
Language Tutor (Speaks) 129.95
TI 99/4 Computer Console 549.95
TI-5230 printer (was \$495) 189.95
TI-59 199.95
TI-58C 89.95
TI-57 49.95
PC 100C 159.95
TI-55 35.95
TI-50 35.95
Speak and Spell 58.95
Speak and Read 74.95
Speak and Math 67.95

Ask about special rebate on some TI calculators and free software on TI-59.

SPECIALS Computers at unbeatable prices

APPLE II and APPLE III
Huge inventory of Apple II computers: 16K-32K-48K. Disk drives, monitors, 80 column card. Dow Jones & Quota Reporter.
Pascal-Fortran-DOS 3.3. etc. You name it...we've got it at super low prices.
Immediate delivery on Apple III computers 96K and 128K systems.

Texas Instruments
99/4 console computer 549.95
Atari 800 16K console comp 759.95
Atari TV Game 139.95
Mattel Intel TV Game 229.95
Mattel Race Horse Analyzer 99.95
SCM Typewriters - Royal - Victor - Canon - Sharp - Casio 320 models Seiko watches

Sony Walkman FPS L2 169.95
Centronics printer P1 for Apple and Radio Shack computers
Was \$495.00
Craig Translator M 100 189.95
99.95

Prices 1 to 6 L.A. Minimum freight & handling charge \$4.95. In CA, add 6% sales tax. Goods subject to availability. We'll beat any advertised price if competitor has goods on hand.

VISA Call Mon-Sat Outside CA, toll free 800-421-8045
TAM-6PM Inside CA, toll free 800-252-2153

OLYMPIC SALES COMPANY, INC.
216 South Oxford Ave - P.O. Box 74545 - Los Angeles, CA 90004 - (213) 381-3911
Orders (213) 739-1130 - Customer Serv (213) 739-1100 - Telex 67-3477

CIRCLE NO. 49 ON FREE INFORMATION CARD

CIRCLE NO. 33 ON FREE INFORMATION CARD

www.americanradiohistory.com

THE MICROCOMPUTER MART

MICROCOMPUTER MART RATE: 1" x 1 Column (1-5/8") \$150. 1-1/2" x 1 Column (1-5/8") \$225.00. 2" x 1 Column (1-5/8") \$300.00. **GENERAL INFORMATION:** Frequency rates available. Payment must accompany copy except credit card—Am. Ex., Diners, MC, VISA (supply Expiration date)—or accredited ad agency insertions. Orders are not acknowledged. They will appear in next available issue after receipt. Closing date: 1st of the 2nd month preceding cover date (for example, April issue closes February 1st). Send order and remittance to MicroComputerMart, **POPULAR ELECTRONICS**, One Park Avenue, New York, NY 10016. Direct inquiries to (212) 725-3485.

CALIFORNIA

OHIO SCIENTIFIC MICRO-COMPUTERS

A.A. Office
Equipment Company
2140 American Avenue
Hayward, CA 94545
(415) 782-6110

The Original
ByteShopSM
1415 W. El Camino Real
Mountain View, CA 94040
(415) 969-5464

OVER 4000
Microcomputer parts, boards,
peripherals, systems,
and software
IN STOCK
Send for your free 1981 catalog
JADE
Computer Products
4901 West Rosecrans Ave.
Hawthorne, California 90250
(213) 973-7707
(800) 421-5500

RHODE ISLAND

WHOLESALE COMPUTER PRICES DIRECT TO THE PUBLIC!
Apple • Atari •
HP-85 • Intertec •
Soroc • TRS-80II •
NEC Spinwriter
CALL TOLL FREE
1-800-556-7586
OMEGA 12 Meeting St.
Sales Co. Cumberland, RI
(401) 722-1027

PRIME 16K DYNAMIC RAMS
\$35.00 for Memory Expansion Kit
• TRS 80/Landy Corp.™ Excl.
Health, Apple, Pet
• No special tools required
• 100% Guaranteed
APPLICATIONS ENGINEERING
2 Maria St., Lincoln, R.I. 02865

CONNECTICUT

COMPUTER INTERFACES ANALOG INPUTS AC REMOTE CONTROL

FOR: Pet • Apple • TRS-80 • AIM 65

Write or call for free catalog.
Mention this magazine and
receive a coupon for
5% discount on first order.



Connecticut microComputer, Inc.
34 Der Mat Drive, Brookfield, CT 06804
203 775-4595, TWX 710 456-0052

TEXAS

LOOK!!
TRS-80* Computer Owners
• Brand new Access mini-disk systems
AFD-100
Single-drive — \$315
Double-drive — \$630
Triple-drive — \$945
• 16K-Byte Memory (8 prime 4116 ICs) — \$64.95
Introductory prices good for a limited time only. Prices do not include shipping, or sales tax if applicable.
Call Toll-free 1-800-527-4196
ACCESS UNLIMITED
315 N. Shiloh, Ste. D1, Garland, TX 75042
(214) 494-0200

EAST TEXAS COMPUTERS, INC.
Microcomputer Specialists
Full Line Atari Dealer
Suppliers of Creative
Software Products for Your Atari
305 Clemson Drive
Tyler, TX 75703

TEXAS COMPUTER SYSTEMS
Radio Shack
Authorized Sales Center. OFFERS
LOWEST PRICES
TRS-80
COMPUTERS
Call TOLL FREE for the BEST PRICES on all Radio Shack® Computers and accessories
• **FREE SHIPPING** on most items
• No out of state sales tax charged
NEW—Percom **DOUBLE DENSITY** for Model I. Twice the disk space. Easy to install. No modifications. Copies single density to **DOUBLE DENSITY** to convert existing software. Less than \$200.
TOLL FREE 800-351-1473
Texas Residents 913-951-0613
TEXAS COMPUTER SYSTEMS
106 E. 10th, Brady, Tx 76825
Radio Shack® Author and Sales Center 1976

FLORIDA

LEARN TO REPAIR COMPUTERS
"Training For Tomorrow Today"
Now there is within your reach, training to help you enter the fast growing computer field service industry. Let us help you shape your future. 8 week course. Must have electronics background to qualify. Write or call for FREE catalog.
Systems Technology Institute.
775 Kirkman Rd., Suite 113-P,
Orlando, FL 32811. (305) 299-6535.

ILLINOIS

FARNSWORTH COMPUTER
Apple, Hewlett-Packard
I.D.S. Printers
Monthly Specials
1891 N. Farnsworth Ave.
Aurora, IL 60505. (312) 851-3888

NEW HAMPSHIRE

As advertised in 73 Amateur Radio,
80 Microcomputing &
Kilobaud Microcomputing magazines
TRS-80 Model II 64K
\$3400 plus frt.
FREE CATALOG
M-H ORDER MICROS
Dept. PE 603-924-3041
P.O. Box 427, Marlboro, N.H. 03855

DON'T MISS
MICROCOMPUTING
— the encyclopedia of microcomputing
and **80** microcomputing
— for the users of the TRS-80*
For subscription information write to:
Microcomputing, Peterborough, NH 03855
89 Pine Street, Attn: Dana

MICROCOMPUTER MART ORDER FORM
Please Print Clearly or Type Copy in Space Below
(Indicate position of any illustration in ad & supply B&W photo)

Please refer to heading on this page for rates & ad placement information

OF INCHES _____ # OF INSERTIONS _____

PAYMENT ENCLOSED \$ _____

CHARGE: You will be billed monthly. Amex Diners Visa MC-Interbank # _____

Account # _____ Exp.Date _____

SIGNATURE _____

PRINT NAME _____

ADDRESS _____

CITY _____ STATE _____ ZIP _____

NEW JERSEY

COMPUTER MART OF NEW JERSEY
501 Route 27, Iselin, N.J. 08830
(201) 293-0600
The Microcomputer People™

NEW YORK

10% OFF With This Ad! Valid Until 4/1/81
ON
TRS-80, APPLE & ATARI SOFTWARE
AND ALL BOOKS
COMPUTER CENTER
31 E. 31st St., N.Y., N.Y. 10016
(212) 889-8130

WISCONSIN

OHIO SCIENTIFIC SYSTEMS
We'll Beat Any Price!
Write or Call for Catalog
Toll Free
(800) 558-0870
COMPUTERS PLUS, INC.
2749 South 108th St.
Milwaukee, WI 53227
(414) 258-2588

Electronics Classified

CLASSIFIED RATES: Per Word, 15 Word Minimum. **COMMERCIAL:** \$3.00. **EXPAND-AD*:** \$4.50. **DISPLAY:** 1" x 2 1/4", \$370.00. 2" x 2 1/4", \$740.00. 3" x 2 1/4", \$1,110.00. **GENERAL INFORMATION:** Frequency rates and prepayment discounts available. Payment must accompany order except credit card—Am. Ex., Diners, MC, VISA (include exp. date)—or accredited ad agency insertions. Copy subject to publisher's approval: must be typewritten or printed. First word set in caps. Advertisers using P.O. Boxes MUST supply permanent address and telephone number. Orders not acknowledged. They will appear in next available issue after receipt. Closing date: 1st of the 2nd month preceding cover date (e.g., Mar. issue closes Jan. 1). Send order & remittance to: Classified Advertising, Popular Electronics Magazine, 1 Park Avenue, New York, NY 10016. Direct inquiries to (212) 725-3926.

FOR SALE

FREE! Bargain Catalog—IC's, LED's, readouts, fiber optics, calculators parts & kits, semiconductors, parts. Poly Paks, Box 942PEC, Lynnfield, Mass. 01940.

GOVERNMENT and industrial surplus receivers, transmitters, sniperscopes, electronic parts. Picture Catalog 25 cents. Meshna, Nahant, Mass. 01908.

ELECTRONIC PARTS, semiconductors, kits. **FREE FLYER.** Large catalog \$1.00 deposit. **BIGELOW ELECTRONICS,** Bluffton, Ohio 45817.

RADIO—T.V. Tubes— 49 cents each. Send for free catalog. Cornell, 4213 University, San Diego, Calif. 92105.

AMATEUR SCIENTISTS, Electronics Experimenters. Science Fair Students... Construction plans—Complete, including drawings, schematics, parts list with prices and sources... Robot Man—Psychedelic shows—Lasers—Emotion Lie Detector—Touch Tone Dial—Quadraphonic Adapter—Transistorized Ignition—Burglar Alarm—Sound Meter... over 60 items. Send \$1.00 (no stamps) for complete catalog. Technical Writers Group, Box 5994, University Station, Raleigh, N.C. 27650.

SOUND SYNTHESIZER KITS— Surf \$16.95, Wind \$16.95, Wind Chimes \$22.95, Musical Accessories, many more. Catalog free. PAIA Electronics, Box J14359, Oklahoma City, OK 73114.

TELETYPE EQUIPMENT: Copy Military, Press, Weather, Amateur, Commercial Transmissions, Catalog \$1.00. **WEATHER MAP RECORDERS:** Copy Satellite Photographs, National-Local Weather Maps. Learn How! \$1.00. Atlantic Sales, 3730 Nautilus Ave., Brooklyn, NY 11224. Phone: (212) 372-0349.

BUILD AND SAVE TELEPHONES, TELEVISION, DETECTIVE, BROADCAST Electronics. We sell construction plans with an Engineering Service, Speakerphones, Answering Machines, Carphones, Phonevision, Dialers, Color TV Converters, VTR, Games, \$25 TV Camera, Electron Microscope, Special Effects Generator, Time Base Corrector, Chroma Key, Engineering Courses in Telephone, Integrated Circuits, Detective Electronics, PLUS MUCH MORE! New Super Hobby Catalog PLUS year subscription to Electronic News Letter, \$1.00, Don Britton Enterprises, 6200 Wilshire Blvd., Los Angeles, Calif. 90048.

NAME BRAND Test Equipment, Guaranteed discounts up to 50%. Free catalog, Salen Electronics, Box 82, Skokie, IL 60077.

UNSCRAMBLERS FOR any scanner. Several models available. Free literature, Capri Electronics, 8753T Windom, St. Louis, MO 63114.

UNSCRAMBLERS, seven models available to decode police, ambulance, and fire coded transmissions. Other scanner devices, Tone encoders decoders, Telephone accessories, etc. Free Catalog, KRYSTAL KITS, Box 445, Bentonville, AR 72712, (501) 273-5340.

POLICE FIRE SCANNERS, crystals, antennas, Cbs, Radar Detectors, HPR, Box 19224, Denver, CO 80219.

PRINTED CIRCUIT supplies, chemicals, tools, artwork, plating solutions. Major credit cards. Catalog \$2.00, refundable. CIRCOLEX, Box 198, Marcy, NY 13403.

RECONDITIONED TEST EQUIPMENT \$1.00 for catalog, WALTER'S TEST EQUIPMENT, 2697 Nickel, San Pablo, CA 94806, (415) 758-1050.

Buy Gov't Surplus SAVE TO 85%!

Send 60c For Big Bargain Catalog

1000's Of Bargains! Surplus, Excess Inventory, Brand Name New Equipment!

COMPRESSORS • WINCHES • GEAR MOTORS
TELEPHONES • WELDERS • POWER PLANTS
SURVEYING INSTRUMENTS • ELECTRONICS
FIRE/BURGLAR ALARMS • PAINT GUNS
TARPS • BINOCULARS • TOOL BOXES
HYDRAULICS • AIR TOOLS • PUMPS

SURPLUS CENTER Box 82209-PE Lincoln, Nebraska Zip Code 68501

NEW ELECTRONIC PARTS, Continuously stocked. Stamp brings catalog. Daytapro Electronics, 3029 N. Wilshire Ln., Arlington Hts., IL 60004.

ELECTRONIC CATALOG, Over 4,500 items. Parts & components. Everything needed by the hobbyist or technician. \$2.00 (U.S. funds) Postage & handling, refundable with first \$15.00 order. T & M Electronics, 472 East Main St., Patchogue, NY 11772, (516) 289-2520.

SPEAKERS SAVE 50%. Build your own speaker system. Write: McGee Radio Electronics, 1901 McGee Street, Kansas City, Missouri 64108.

PRINTED CIRCUIT BOARDS, your artwork. Quick delivery. Reasonable. Atlas Circuits, Box 974, Waynesville, NC 28786 (704) 456-3739

HAMS, CBERS, SWLS, ELECTRONICS BUFFS! Parts, kits and plans now available for Popular Electronics projects. **MORSE-A-WORD:** Circuit boards \$24.00; Essential parts kit \$99.95; Complete four character kit \$149.95; Eight character kit \$169.95; Wired \$249.95. **RTTY READER:** Boards \$24.00; Complete kit \$189.95; Wired \$269.95. **S&H \$5.00 kits:** \$1 50 boards Use VISA Mastercard, (414) 241-8144. Write for catalog, MICROCRAFT, POB 513PE, Thiensville, WI 53092.

CABLE TV DESCRABLERS AND CONVERTERS, MICROWAVE ANTENNAS AND DOWN CONVERTERS, Plans and parts. Build or buy. For information send \$2.00. C&D Company, P.O. Box 21, Jenison, MI 49428.

FIBER OPTIC SPECIALS— 100 foot spool of fiber \$3.00—Experimenter's kit \$6.00—High Power LED with matched Detector \$10.00—Data Link construction plans (detailed) \$5.00. Catalog with samples \$1.00. FIBERTRONICS, Box 322-A, Primos, PA 19018.

SCRAMBLED TELEVISION— Encoding Decoding. New publication. Complete theory, circuits \$9.95. Workshop, Box 393PED, Bethpage, NY 11714.

RARE OUT-OF-PRINT ALBUMS, 25,000 in stock (FS). List \$2.00 refundable. Record Warehouse, Box 4617, Dept. PE, Rochester, NY 14613.

Telephone Listening Device

Record telephone conversations in your office or home. Connects between any cassette or tape recorder and your telephone or telephone LINE. Starts automatically when phone is answered. Records both sides of phone conversation. Stops recorder when phone is hung up. This device is not an answering service.




Each \$18.95
Qty Disc Avail

Super Powerful Wireless Mic

10 times more powerful than other mics. Transmits up to 1/4 mile to any FM radio. Easy to assemble kit. 15V battery (not incl).

Call (305) 725-1000 or send \$18.95 + \$1.00 shipping per item to USI Corp., P.O. Box PE-2052, Melbourne, FL 32901. COD's accept. For catalog of transmitters, voice scramblers and other specialty items, enclose \$2.00 to USI Corp.

CHEMICALS, Apparatus, Project Books, Wide Selection. Catalog send \$1.00 to Pioneer Corp., 14a Hughey Street, Nashua, NH 03060.

TEST EQUIPMENT, new and used. Catalog \$1.00. PTI, Box 8756; White Bear Lake, MN 55110.

QUALITY AUDIO COMPONENTS, Multi-Track Equipment, Programmable Calculators, Accessories, Competitive Pricing! Prompt Delivery! Knowledgeable staff! Service Facility! Credit Cards accepted. **FREE** catalog. **SOUND IDEAS,** Dept. SR, PO Box 340, Cary, N.C. 27511, 1-800-334-2483 (N.C. 919-467-8462).

SCRAMBLED TELEVISION, Decoder Circuit designs, parts suppliers, theory, technical advice, \$10.00 Money Order only. Quest Electronics, Box 1722, Costa Mesa, CA. 92627.

FREE CATALOG! Bargains, Parts, ICs, Kits, Musi-Kits, Specials. **GODBOUNT ELECTRONICS,** Bldg. 725E, Oakland Airport, CA 94614.

SATELLITE TELEVISION INFORMATION— Build or buy your own Earth Station. U.S.\$4.00 Satellite Television. RD 3, Oxford, NY 13830.

SUBSCRIPTION TELEVISION EDUCATION MANUAL! Two scrambling/decoding systems, theory, circuits. Decoder dealers listed. \$14.95. Kits available. Satisfaction guaranteed. **ABEX,** P.O. Box 26601-P4, San Francisco, CA 94126.

ELECTRO-VOICE Hi Fi component loudspeakers. Building your own Speaker System? Use the best Free discount catalog. **SONIX,** Dept. PE, Box 58, Indian Head, MD 20640. (301) 753-6432.

PRINTED CIRCUIT BOARDS From Schematics, your artwork or ours. Free Drilling and quotes. Assembly services also available. Write: **PRODUCTION DEVELOPMENT,** 1320 Water Street, Brownsville, PA 15417.

VIDEO TAPES— L500 2 \$21.50, L750 2 \$27.50, JVC-T120 2 \$28.00. Order TOLL-FREE (800) 221-0400. **FREE CATALOG.** Also RCA, Zenith, G.E., Sony, Panasonic, T.V. parts. Mannfred Electronics, 60-10 Kissena Blvd., Flushing, NY 11355. (212) 762-7777.

SURPLUS CATALOG 8,000 items Electronics, Stereos, Speakers, Alarms, Tools, Games, Solar, Auto-Home, 8 Issues \$2.00. BNF(X), 119 Foster St., Peabody, MA 01960.

UNSCRAMBLE CODED MESSAGES from police, fire and medical channels. Also telephone recording adaptor. Same day service. Satisfaction guaranteed. **Don Nobles Electronics, Inc.** Rt. 7, Box 610-A, Hot Springs, AR 71901. (501) 623-6027.

SATELLITE TELEVISION— Inexpensive system, receive anything, build antenna under \$175.00. Plans and manual \$19.95. **MONEY BACK GUARANTEE.** Satteteleco, Box 265, Salem, Ohio 44460.

SHORT WAVE LISTENERS! Free new catalog #5 of short wave receivers, digital frequency displays, Collins filters, active All-Band receiving antennas, loop antennas, scanners and special DX modifications! Kenwood—Yaesu—Drake—Sony—Panasonic—Grundig, Radio West, 3417 Purer Road, Escondido, CA 92025. (714) 741-2891.

\$9.95

LCD DIGITAL CLOCK CALENDAR

Alternating date and time. Great for cars, boats, airplanes. Long life battery. 4 year calendar. One year guarantee. Magnetic pieces for mounting. Other modules and products available.

Digits 6.1mm
Dia 30mm

Suite E-428, Fifth Avenue
LCD, Scottsdale, AZ 85253

SATELLITE TELEVISION... HOWARD COLEMAN boards to build your own receiver. For more information write... **ROBERT COLEMAN,** Rt. 3, Box 58-APE, Travelers Rest, S.C. 29690.

ELIMINATE FADING from your shortwave receiver. New method. Any make or model. Also CB, AM. Complete plans. \$5.00. Intertech, Box 25568P, Cleveland, OH 44125.

IC SOCKETS, Gold-Plated Contacts, Gold-Plated Solder-Tails, low profile, only 2c per pin. 8, 14, 16, 18, 20, 22, 24, 28, 40, Min. order \$25. **ORION,** 333 E. 46th St., NY, NY 10017.

DECODER KIT, TV UHF CHANNELS. Sine Wave Encoder System. Model 7—11 Mark I, complete kit \$139.00, plus 5% for shipping and handling. Also parts etc. Catalog \$1.00. Simple Simon Electronic Kits, 11852 S. Hawthorne Blvd., Hawthorne, California 90250. TEL: (213) 675-2335.

YOUR NAME TO ALL FREE CLASSIFIED S under headings you mark. \$1.00. FUTURE. P.O. Box 605, Dept 1, Alabaster, AL 35007.

REMULATOR (LM 1889)-audio & video inputs - output R.F. switched for T.V. channel 3 or 4 \$29.00. UHF and M-CROWAVE units connect to T.V. antenna for commercial free movies at home \$300.00. These are not kits. VIDEO GALLERY INC., 2270 Wyandotte W., Windsor, Ontario, Canada N9B 1K2 (519) 254-2001. Visa & M.C. U.S. Inquiries.

RESISTORS 1^{1/2}w. 2w5% C.F. 3cea. NO MINIMUMS Send for information. Bulk pricing available. JR Industries, 5834-A Swancreek, Toledo, Ohio 43614.

RECEIVE subscription or cable TV on the 2000MHz to 2500MHz frequency with our fully guaranteed, complete, detailed MDS plans. Send \$9.95 to DYNACOMP ELECTRONICS, Dept. GF-1, Scottsdale, Arizona 85258.

BUILDING A ROBOT? Using stepper motors? SASE: Sparky Electronics, 64-62 Dry Harbor Rd., Middle Village, NY 11379.

NICKEL CADMIUM CELLS, wet type, used, tested. 34AH \$6.00 ea. 22AH \$5.00 ea. JOE CONNER, 8346 Bagley, Ashley, MI 48806.

HIGH FIDELITY COMPONENTS AND CAR TAPE PLAYERS. Buy top name brand equipment at the same price many dealers pay. 130,000 customers nationally. IN BUSINESS 29 YEARS TOLL FREE 1-800-638-8806 or 1-301-488-9600.

WHOLESALE DISCOUNT GUIDE
AUDIO - VIDEO - PHOTOGRAPHIC
Save 20% - 90% off retail prices! Here are discount mail order sources that sell thousands of audio and video products of every kind - TV's Home Video Recorders Hi-Fi Component Equipment, Cassettes, Tape Decks LP's, Cameras, Lenses, Photo accessories and much more! Stop paying retail! - Send \$5.95 today! Add \$1.00 for 1st class (air mail) Moneyback guarantee.

COMMAND PRODUCTIONS, Box 26348-P - San Francisco, CA 94126

FOR ATARI T.V. Game. Rapid firing laser cannons variation. Usable with Space Invaders program. Only \$9.95. James Balis, 345 Flatbush Ave., Brooklyn, NY 11238.

PCB as low as 15c sq-in. FREE DRILLING. International Enterprise, 6452 Hazel Circle, Simi Valley, CA 93065.

OUTPERFORM COMPUTERS. Superhuman brain ability secrets. Lesson (stamp) Modern Humans, 22511-p Markham, Perris, CA 92370.

Satellite TV

FOR THE HOME
Sick of Network TV?
Our receiver lets you get over 75 channels of television directly from earth orbiting cable TV satellites! HBO Showtime super stations, sports and movies worldwide

We don't just sell information! We Manufacture Hardware!
From offshore oil rigs, data links to hotels and backyard installations, we wrote the book. Constantly updated, our 94 Page technical information book and catalog gives you all the facts. Inexpensive dishes, feeds, telemetry software, kits and more Recommended reading by NASA, The Office of Consumer Affairs and quality companies like Rockwell/Collins. Send \$7.95 today!

CALL
24-hr. C.O.D. Hotline
(305) 339-7800

SPACECOAST
RESEARCH CORPORATION
P O Box 442-A, Altamonte Spgs, FL 32701

SATELLITE VISION
We manufacture the highest spec 3-meter data & video dish in the world 41db gain! We also sell direct immediate delivery or you pick up. Complete details including satellite TV information, aiming service and discount schedule. Send \$1.25 for postage & handling.

BUY DIRECT

TIGER TENNAS
P O Box 561
Casselberry Florida 32707

COMPLETE SOLID STATE Color television recorder-reproducer electronic assembly with power supply. \$24.95. Visa, Master Card, Madison Electronics, Box 217, Madison, Alabama 35758. Telephone 205-837-6658.

RF POWER TRANSISTORS TUBES! MRF454 - \$18.00. MRF455A - \$14.50. 8950 - \$9.75. 6LF6 6MH6 - \$5.50. Catalog and cross-reference help available. WESTCOM, 1320 Grand, San Marcos, CA 92069. (714) 744-0728.

REMOTE - DISTRIBUTE your stereo anywhere. plans \$10.00. New: 8" coaxial speakers with piezoelectric tweeters. \$22.50. Prepaid freight with \$100.00 order. INFORMATION PLEASE, 4908 Lakebluff, W. Bloomfield, Michigan 48013.

COMPUTER EQUIPMENT

SURPLUS COMPUTER PERIPHERALS Selectric I/O typewriter bargains. World's largest selection. Send 25c for bargain-packed flyer. CFR, Box 144, Newton, NH 03858.

CURRENT - LOOP INTERFACE ADAPTER for your terminal or computer. \$99.00. For specifications write or call: DURACOM, 7300 North Crescent Blvd., Pennsauken, NJ 08110 (609) 662-7295.

LEARN MICROCOMPUTERS on your own computer. Send \$5.00 for 2 complete instruction manuals. Paccom, 14905 NE 40th, Dept. MPE021, Redmond, WA 98052.

MEMOREX FLEXIBLE DISKETTES. WE WILL NOT BE UNDERDOLL!! Visa. Mastercharge accepted. Call free (800) 235-4137 for prices and information. All orders sent postage paid PACIFIC EXCHANGES, 100 Foothill Blvd., San Luis Obispo, CA 93401

SERVICE Maintenance and repair for all microcomputers and peripherals. Fast, reasonable. Prairie Micro Clinic, Box 325, Herington, KS 67449. (913) 258-2179.

WANTED - Sell your unwanted computer through us. Big savings for buyers in pre-owned equipment. Buyers/sellers - Send SASE or 25c for details. Autocomp, Box 246, Glenham, NY 12527.

RF MODULATORS! Special versions for SATELLITE TELEVISION, COMPUTERS, CCTV Also Monitors, Cameras, Kits. FREE catalog. Phone (402) 987-3771 Dealers welcomec ATV RESEARCH, 13-P Broadway, Dakota City, NE 68731

POCKET COMPUTER NEWSLETTER. Helpful, informative. Free information Sample \$2. PC Newsletter, Dept PE1, Box 232, Seymour, CT 06483.

TRS-80 COLOR COMPUTER Complete 16K Memory Conversion Kit for the 4K. System \$59.95. Instructions only \$12.00. Culpeper Computer, 502-B South East St., Culpeper VA 22701

6800 MICROCOMPUTER KIT. ONLY \$79.50 1K bytes ram, 256 bytes rom, hex Keyboard, display, and power supply. For additional information or to order, write: SIERRA ELECTRONICS, Box 5880, Lubbock, Texas 79417.

C.B. EQUIPMENT

GET MORE CB CHANNELS AND RANGE! Frequency Expanders, boosters, speech processors, how-to-books, plans, modifications. Catalog \$1. CB CITY, Box 31500PE, Phoenix, AZ 85046.

PALOMAR - PRIDE : ATLAS Exclusive Repair Facility. Factory trained technicians, all work guaranteed. Palomar Electronics Repair Service, 1320 Grand, San Marcos, Cal 92069. (714) 744-0720.

SKYROVER ROTARY BEAM ANTENNA! Superior performance, compact design. Entire 11 meter band. Pelican Co., Box 647-P, Hobe Sound, FL 33455.

EVERYTHING you need to know about CB. Manual on'y \$4.95 plus 50c shipping and handling. Allow 6 weeks. D. Parry, 656 W. 600 No., Clearfield, UT 84015

CABLE TV

500 PHILIPS 32 CHANNEL CABLE TV converters and VCR programmers. \$17,800 prepaid to your door. Sample \$48. Birnborn, 3655 Ridgewood, Suite 103, Montreal, Canada H3V 1B4 (phone 514-739-0614). (U.S. inquiries).

39% OFF
ADD \$2.50 FOR POSTAGE

30 CHANNEL CABLE TV CONVERTER

FREE!
UNUSUAL 96 PAGE ELECTRONIC PARTS & IDEAS CATALOG!

ORDER No. 198AE047
ETCO ROUTE 9N
PLATTSBURGH, N.Y. 12901
Tel.: (518) 561-8700

AMATEUR RADIO

"OWNER REPAIR OF RADIO EQUIPMENT" Book, \$8 70 (Club Discount). K6RQ, 14910 LG Blvd., Los Gatos, CA 95030

MADISON DEEP HAM DISCOUNTS. Kenwood, Yaesu, Icom, Drake, Accessories - Stock. FREE flyer. Madison Electronics, 1508-P McKinney, Houston, TX 77010. (713) 658-0268.

RADIO AMATEUR CALLBOOKS 1981 Directories of Radio Amateurs around the world. U.S. Callbook \$20.50; Foreign Callbook \$19.50, shipping included. See your dealer or write for FREE catalog. Radio Amateurs Callbook, Dept. PE, 925 Sherwood Dr., Lake Bluff, IL 60044.

ATTENTION SHORT WAVE LISTENERS: The updated, 1981 edition of Short Wave Station Mailing Addresses is now available. This comprehensive collection, meticulously compiled by our staff, is a "must" for any devoted SWL. Use for correspondence, QSLs, transmission times, frequency lists, literature, etc. Only \$2.00. The United States Association of Short Wave Listeners, University of Connecticut, North Campus, Box 1035, Storrs, CT 06268.

PLANS AND KITS

PRINTED CIRCUIT Boards from sketch or artwork. Kit projects. Free details. DANOCINTHS Inc., Dept. PE, Box 261, Westland, MI 48185

LASERS HANDBOOK with burning, cutting, Ruby Reds, CO's complete plans, books, and parts. Send \$4.00 to: Famco, Dept PE, Box 1902, Rochester, NH 03867.

PRINTED CIRCUIT BOARDS, send your sketches or artwork, kit projects Quick Service. Free Estimates ELECTRONIC DESIGN CONCEPTS, 2780 Skyline Circle, Memphis, TN 38127.

TOP QUALITY SPEAKERS AND KITS. Send \$1.00. Speaker Warehouse, 809 North Route 441, Hollywood, FL 33021.

GIANT SCREEN TV projection system converts any television into 7-foot picture. Lens & instructions \$14.95 (Dealers welcome). Bell Video, 4616 Belair Rd., Baltimore, MD 21206.

BUILD AN ORCHESTRA THE WERSI WAY
Preview the world's most advanced Do-It-Yourself Organs, Pianos, Synthesizers, Amps, etc. Send \$6.00 for our famous "Sight & Sound" pack. WERSI Electronics, Inc., Dept. M2, P.O. Box 5318, 1720 Hempstead Rd., Lancaster, PA 17601.

KILL OBNOXIOUS LOUD TV commercials automatically. Complete plans \$5.00. Bridges, 1248 N. Denver, Tulsa, OK 74106.

STEPPER MOTOR EVALUATION KIT contains Stepper Motor, Driver Board, Instructions. Ideal for hobbyists, Robot builders. \$74.69, SES, Inc., 64-62 Dry Harbor Rd., Middle Village, NY 11379.

PLANS SUBSCRIPTION TELEVISION DECODER, \$10.00 Negative Ion Generator, Telephone Memory Dialer, \$3.00 each. Detailed instruction and circuit board patterns included. Kits available COLLINS ELECTRONICS, Dept. PE, Box 6424, San Bernardino, CA 92412.

BUILD low cost useful devices from salvage components. Details free. Projects, POB 1045P, Norman, OK 73070.

IN-GROUND SWIMMING POOL KIT - Blue-prints - Vinyl Liner - Side-Walls - Skimmer - Filter - Pump - All materials Necessary for Construction - Except Local Materials - 16 x32" \$1,995.00-FOB Cheswick Pool Sales Inc., Rte. 28, Cheswick, PA 15024. (412) 274-6400, Call Collect.

TV DECODER - Sinewave negative and layout for formula international tuner. \$15. Jomar, 202B Knightsbridge Dr. Cinti, Ohio 45244.

SUBSCRIPTION TV DECODER KIT. Includes parts, manual and etched board \$39.00 JOE, P.O. Box 61, Cumberland, R.I. 02864.

PROTECT your home with a simple, inexpensive security System. Complete plans only \$12.95. D. Keeler, PO Box 81264, Mobile, AL 36608.

ALARMS

Burglar-Fire Protection
Protect Your Life, Home, Business, Auto, etc.
• Our catalog shows how install your own alarm systems and devices and save \$\$\$\$ We offer FREE write-in engineering service

FREE CATALOG Lowest Prices on Reliable High Quality Alarm Systems and Devices

Burdex Security Co. Box 82802-PE Lincoln, Ne. 68501

HIGHGLAR, FIRE, CAR! Finest equipment! Save! Free Catalog. Refundable! AAS, 186A Oxmoor Road, B'ham, AL 35209.

HIGH FIDELITY

DIAMOND NEEDLES and Stereo Cartridges at Discount prices for Shure, Pickering, Stanton, Empire, Grado, Audio Technica, Osawa, Satin and ADC. Send for free catalog. LYLE CARTRIDGES, Dept. P, Box 69, Kensington Station, Brooklyn, New York 11218. Toll Free 800-221-0906 9AM - 8PM except Sunday

193 MARANTZ SQA-2 and 156 Marantz CD400B quad adapters. Original sealed factory cartons \$5950 the lot. Ridgewood, BOX 777, Champlain, NY 12919

WANTED

GOLD, Silver, Platinum, Mercury, Tantalum wanted Highest prices paid by refinery Ores assayed. Free circular, Mercury Terminal, Norwood, MA 02062.

TUBES

RADIO & T.V Tubes — 49 cents each. Send for free Catalog Cornell, 4213 University, San Diego, Calif. 92105.

TUBES: 'Oldies', Latest. Supplies, components, schematics Catalog Free (stamp appreciated) Steinmetz, 7519-PE Maplewood, Hammond, Ind. 46324.

TUBES-RECEIVING, Industrial and Semiconductors Factory Boxed. Free price sheet including TV. Radio and audio parts list. Transletronic, Inc., 1365 39th St., Brooklyn, New York 11218. Telephone: (212) 633-2800. Toll free: 800-221-5802.

HUGE INVENTORY! Thousands of types Wholesale prices FREE CATALOG! ETCO Electronics, DEPT 290, Plattsburgh, NY 12901.

GOVERNMENT SURPLUS

MANUALS for Govt Surplus radios, test sets, scopes. List \$1.00 (cash). Books, 7218 Roanne Drive, Washington, D.C. 20021.

JEEPS — \$19.30" — CARS — \$13.50" — 650 000 ITEMS" — GOVERNMENT SURPLUS" — Most COMPREHENSIVE DIRECTORY AVAILABLE tells how, where to buy" — YOUR AREA — \$2. — MONEYBACK GUARANTEE" — Government Information Services, Department GE-71, Box 99249, San Francisco, California 94109

GOVERNMENT SURPLUS DIRECTORY Buy 500,000 items (including Jeeps). Low as 2c on dollar! Most complete information available — \$2.00 Surplus Disposal, Box 19107-HC, Washington, DC 20036.

PERSONALS

MAKE FRIENDS WORLDWIDE through international correspondence, illustrated brochure free. Hermes-Verlag, Box 110660 Z, D-1000 Berlin 11, W. Germany.

PENFRIENDS — ENGLAND — USA, through correspondence. Send age, interests. Free reply. Harmony, Box 89PE, Brooklyn, New York, 11235.

CORRESPONDENCE FOR FRIENDSHIP IN PHILIPPINES, MALAYSIA. Free information. AACC-(PE), Box 1542, Canoga Park, Calif. 91304.

INSTRUCTION

UNIVERSITY DEGREES BY MAIL! Bachelors, Masters, Ph.D.'s. Free revealing details. Counseling, Box 317-PE03, Tustin, California 92680.

LEARN WHILE ASLEEP! HYPNOTIZE! Astonishing details, strange catalog free! Autosuggestion, Box 24-ZD, Olympia, Washington 98507.

RADIO BROADCASTING: Become DJ, engineer. Start your own station — investment experience unnecessary! Receive free equipment, records. Free details. Broadcasting, Box 130-A3, Paradise, CA 95969.

PASS FCC EXAMS

The Original FCC Tests-Answers exam manual that prepares you at home for FCC First and Second class Radiotelephone licenses. Newly revised multiple-choice exams cover all areas tested on the actual FCC exam plus Self-Study Ability Test. Proven! \$9.95 postpaid. Moneyback Guarantee.

TESTS-ANSWERS FOR FCC FIRST AND SECOND CLASS COMMERCIAL LICENSE

Continued Productions
Radio Engineering Division
P.O. Box 26348 P
San Francisco, CA 94126

LEARN ELECTRONIC ORGAN SERVICING at home. Completely revised course covers latest models including digital, LSI's, synthesizers, etc. NILES BRYANT SCHOOL, PO Box 20153 Sacramento, CA 95820

MEDICAL ELECTRONICS TECHNOLOGY, home study. Troubleshoot medical instruments. MDC, P.O. Box 124, Pine-dale, CA 93650.

LEARN TELEVISION-Complete theory in really simple language. Many illustrations and complete transmitter & receiver circuits. \$6.50 post paid in USA. Apron Laboratories, P O Box 323, Bloomington, IN 47402

COLLEGE DEGREES BY SPECIAL EVALUATION OF EXISTING Credentials & Job Experience. Fast, Inexpensive. (614) 863-1791. Guidance, Box 13151-A3, Columbus, Ohio 43213 Be Specific.

YOU CAN NOW EARN A Bachelor, Master, or Doctoral Degree without leaving home. Courses are under faculty guidance. Kensington University, (P.O. Box 2036-M), 512 E. Wilson, Glendale, CA 91209.

DIGITAL computer training. Free course description. Guaranteed. Innovative Home Study, Box 1046 E. Indian Rocks Beach FL 33535.

TECHNICIAN? ENGINEER? AMBITIOUS? Want to become TOP-NOTCH? A TROUBLE SHOOTING & PROBLEM SOLVING ACE? A costly industrial seminar is now available in manual form for only \$15 written by an expert for experts. It contains the most effective insights to TOP PERFORMANCE. Order now. The MASTERMIND from the author at full-refund. ONE YEAR-TRIAL, guarantee. Alex Botai, 4020 10 Brandon-gate L4T 3W8 Ont., CND U.S. Inquiries

FOR INVENTORS

PATENT AND DEVELOP Your invention. Registered Patent Agent and Licensed Professional Engineer. Send for FREE PATENT INFORMATION every inventor should have. Richard L. Miller, P.E., 3612 Woolworth Building, New York, NY 10007. (212) 267-5252

INVENTIONS WANTED

FREE CONSULTATION ● NO IDEA TOO SMALL

Developers need this! Potential lost inventions from manufacturers seeking new ideas. For free information or P.O. to register your ideas, call 1-800-

AMERICAN INVENTORS CORP.

59 Interstate Dr. Dept PF
West Springfield, MA 01089 413/737-5376
A Free Patent Service Company

INVENTORS Patent your invention. Free initial consultation. We are registered by the U.S. Government. VICTOR J. EVANS & CO 4637 Eastern Ave. N.E., Washington, DC 20018 Since 1898

MANUFACTURER SEEKING Patented, Unpatented Inventions. Generous royalties. Advantek International, 1100 17th NW, Washington, DC 20036

IDEAS, INVENTIONS, new products wanted! Write for Kit-Pe, IMI, 701 Smithfield, Pittsburgh, PA 15222

BUSINESS OPPORTUNITIES

FREE CATALOGS Repair air conditioning, refrigeration Tools, supplies, full instructions. Doolin, 2016 Canton, Dallas, Texas 75201.

MECHANICALLY INCLINED individuals desiring ownership of Small Electronics Manufacturing Business — without investment. Write: BUSINESSES, 92-K3 Brighton 11th, Brooklyn, New York 11235.

MECHANICALLY INCLINED INDIVIDUALS

Assemble electronic devices in your home. Knowledge, or experience not necessary. Get started in spare time. Above average profits. \$300 - \$600/Wk possible. Sales handled by others. No investment — Write for free details.

ELECTRONIC DEVELOPMENT LAB

Box 1560PE, Pinellas Park, FL 33565

ERASE DEBTS with little-known law — create wealth! Details FREE — Blueprints, No EE3, LaGrangeville, NY 12540.

BORROW \$25,000 "OVERNIGHT", Any purpose. Keep indefinitely! Free Report! Success Research, Box 29263-GC, Indianapolis, IN 46229.

FREE BOOK "2042 Unique Proven Enterprises." Fabulous unknowns, second inflation income. Haylings-M, Carlsbad, CA 92008.

YOU CAN EARN \$1,000-\$3,000 WEEKLY rebuilding CRTs with Lakeside equipment. Lakeside, 4071 Elston, Chicago, Ill 60618. (312) 583-6565.

SPARE TIME FORTUNE in Vinyl Repair. Huge demand creates exceptional profits. We supply everything. Details free. VIP, 2012 Montrose, Chicago, IL 60618

NEW TAX LOOPHOLES DISCOVERED. Everyone Eligible. Free sample newsletter. Write ULC, Box 179-BA, Clarkston, GA 30021.

BIG MONEY IN BUSINESS PRINTING! 25% COMMISSION PLUS BIGGEST CASH BONUS! Build your own profitable year around business. Show tremendous line of salesbooks, register forms, unit sets, letterheads, envelopes, invoices, statements, business cards and dozens of other printed products. Lowest prices in industry. Something for every business and professional person. Free sales kit includes ad specialties, calendars, signs and ad matches. No experience needed. Out catalogs are easy to understand. We're over 50 but still young and aggressive, so we can show you the road to a very profitable full or part time career. Free sales kit. National Press, Dept. 128, North Chicago, IL 60064.

MAILORDER OPPORTUNITY! Start profitable home business without experience or capital. Write for free book, case histories, plus complete details. No obligation. Mail Order Associates, Dept 795, Montvale, NJ 07645.

MAKE DURABLE BUILDING Plastic easily. Waterproof. Fireproof. Economical. Bays Laboratory, 2086-2075 Drive, Cedar-dredge, CO 81413.

PROJECTION TV... Make \$200.00 + per evening assembling Projectors... Easy... Results equal to \$2,500 projectors... Your total cost less than \$15.00... PLANS, LENS & Dealer's information \$14.00... Illustrated information FREE... Macrocomcx, Washington Crossing, PA 18977.

CASH WITH YOUR CAMERA! Earn \$5000-\$15,000 yearly selling to 4,000 clients. Sell photos 15 or more times. Guaranteed details - 25¢. Pictureprofits, Box 479-PE, Port Jefferson Station, NY 11776.

BORROW \$30,000 without interest! All eligible. Repay anytime. Free details. Infohouse-PE3, Box 1004, New York, NY 10003.

EMPLOYMENT OPPORTUNITIES

ELECTRONICS AVIONICS EMPLOYMENT OPPORTUNITIES. Report on jobs now open. Details FREE. Aviation Employment Information Service, Box 240E, Northport, New York 11768.

REPAIRS & SERVICES

TV TUNERS REBUILT. VHF or UHF only \$11.90. Send for free mailing kit. JW Electronics, Box 51A, Bloomington, IN 47402.

ALL T.V. TUNERS repaired \$11.95. Also repair Modules. Fast, quality work. MIKE'S T.V. TUNER SERVICE, Box 187, Bean Station, TN 37708. (615) 581-6393

REAL ESTATE

BIG... FREE CATALOG! Over 2,800 top values coast to coast! UNITED FARM AGENCY, 612-EP West 47th, Kansas City, MO 64112

RUBBER STAMPS

RUBBER STAMPS, BUSINESS CARDS. Many new products. Catalog. Jackson's, E-100, Brownsville Rd., Mt. Vernon, Ill. 62864.

MUSICAL EQUIPMENT

MUSICAL INSTRUMENTS HOT LINE! Incredible prices: Amps, PA gear. All instruments. Huge selection. Sam Ash, established 1924. 800-645-3518. NYS: (212) 347-7757.

BOOKS AND MAGAZINES

ELECTRONICS BOOKS AVAILABLE. World publishers. Lowest prices. Ask catalogue. Business promotion. Lalparat Market, Delhi, India

ELECTRONIC MUSIC and home recording in Polyphony magazine. Advanced applications, interviews, projects, computer music. Sample \$1.50. Subscription (6 issues), \$8.00 US \$10.00 foreign. POLYPHONY, Box P20305, Okla. City, OK 73156.

THE SUPERMARKET OF ELECTRONICS — thousands of items for sale or trade each month. Free classified ad with subscription. Only \$5.00 to Nuts & Volts, POB 1111-P, Placentia, CA 92670.

PUBLISHERS OVERSTOCKS. BARGAIN BOOKS. 2,000 titles, all subjects! Free catalog Hamilton, 98-84 Clapboard, Danbury, CT 06810.

MOTION PICTURE VIDEO

ORDER TOP 10 S-8 Sound Sellers: The Electric Horseman, Animal House, Smokey and the Bandit (B Reynolds), The Jerk (S. Martin) — 1x400 c/s sd, budget price \$49.95 ea. 2-reelers (2x400) \$105, set delivered (a \$124 val.). Order now! M. Brando, The Godfather, J. Travolta, Sat. Night Fever, Marathon Man (D. Hoffman); Barbarella (J. Fonda); Chinatown (J. Nicholson). Build a library of these star studded Paramount Pix — only \$49.95 ea PPD (reg \$65). We welcome Visa & Master Card — just write card #, exp. date and sign. Maj. League Base, video cassettes — choice of any World Series since 1943. Indicate year choice & VHS or Beta. \$64.95 ea. \$2.50 ea ship. S-8 Sd official 400' films include 75 Series (Reds/Red Sox); 74 Series (Oakland LA); also 75 All-Star Game — only \$51.95 PPD. Fights your bag? Order Leonard Duran I or II champ. action; 200' S-8 col sil. \$27.50 ea; 400' sd. \$67.50 ea. or Ali-Holmes (just out!) 200' S-8 col \$25.95; 200' col sd \$35.95 — only source of Ali Frazer I 200' std 8 col \$24.95 PPD & Ali-Frazer II Std 8 B&W 2 reel spec. \$17.95, or 1 reel Std 8 col \$19.95 ea. Add \$2 per reel sound; \$1. For silent. Hollywood Gold Video Film cat (100 pg) \$1.75; new Univ S-8 16mm cat. \$1.50; Columbia VTR cat. \$1.; Sportlite Films, Sports Tapes, Ring Classics, Paramount films, Mag Video lists, 50c ea. Univ 8 enter. cat. \$1. SPORT-LITE FILMS, Elect-2, Box 24-500, Speedway, IN 46226.

ENGINES & MOTORS

ENGINES TO 19 h.p. for mowers, tillers, hobby. Repair manuals, parts. Tremendous savings. Fast, dependable. Illustrated price catalog \$1.00. Ashland Small Engines, Ashland, MO 65010.

DO-IT-YOURSELF

PROJECTION TV — Convert your TV to project 7 Foot picture. Results equal to \$2,500 projector. Total cost less than \$200.00. PLANS & LENS \$16.00. Illustrated info. FREE. Macrocomg, Washington Crossing, PA 18977.

RECORDS & TAPES

RECORDS — TAPES! Discounts to 73%. All labels; no purchase obligations; newsletter; discount dividend certificates. 100% guarantees. Free details. Discount Music Club, 650 Main St., Dept. 5-0381, New Rochelle, NY 10801.

HYPNOTISM

FREE Hypnotism, Self-Hypnosis, Sleep Learning Catalog! Drawer H400, Ruidoso, New Mexico 88345.

MISCELLANEOUS

MPG INCREASED! Bypass Pollution Devices easily. REVERSIBLY!! Free details — Posco GEE3, LaGrangeville, NY 12540.

FREE! World's Leading Novelty Catalog. 1800 Jokes, Tricks, Science, Sports, Hobbies, Johnson-Smith, C-24, Mt. Clemens, Mich 48043.

AUTOMOBILE RE-TUNING FOR MAXIMIZED ECONOMY. Details FREE! Techneering, Box 12191DD, Norfolk, VA 23502.

CPM SOFTWARE 40% discount special send to RP & B Inc., P.O. Box 178, Ketchi, KS 67067.

Don't miss your copy!

1981 STEREO DIRECTORY & BUYING GUIDE

Here are the facts you need to make sense out of today's bewildering stereo marketplace. It's over 250 pages of product listings, facts and data, compiled by the best team of experts in the business. Thousands of products are fully described, complete with photographs, manufacturers' descriptions, even latest retail prices!

Order from 1981 Stereo Directory, Dept. 01453, P.O. Box 278, Pratt Station, Brooklyn, NY 11205. Enclose \$3.95. (\$2.95 plus \$1.00 postage and handling). Outside USA \$5.00. Residents of CA, CO, DC, FL, IL, MA, MO, MI, NY State, UT and VT add applicable sales tax.

Popular Electronics

ADVERTISERS INDEX

RS no.	ADVERTISER	PAGE no.
2	Albia Electronics	45
4	All Electronics Corp.	96
5	Antenna Specialists	41
6	AP Products	12
7	Apple Computer	Cover 2
6	Arkon Electronics	50
8	Audiomatic	96
63	Beckman Instruments	1
	Bullet Electronics	115
9	Chaney Electronics	110
	Classified Advertising	112, 113, 114, 115
47	Cleveland Consumer Computers	87
	Cleveland Institute of Electronics, Inc.	16, 17, 18, 19
1	Communications Electronics	42
10	Components Express	20
	Computer Professionals Book Club	54, 55, 56, 57
11	Computer Specialties	62
12	Computique	50
66	Cooper Group	33
14	DBX	6
15	Digi-Key Corp.	104, 105
16, 17	Discwasher	3, 25
64	Dynascan	Cover 3
18	Egbert Co.	53
19	Electra Corp.	22
20	Electronic Specialists	91
21	EICO	98
22	ETCO	90
23	Firestik	100
24	Fluke	5
25	Global	97
26	Godbout Electronics, Bill	106
	Grantham College of Engineering	101
27	Hardside	66
28, 29	Heath Co.	30, 84
30	Illinois Audio	98
31	Int'l Security Corp.	89
32	Jameco Electronics	103
33	JDR Microdevices	110
34	J&R Music World	52
36	Kenwood	99
37	Koss Corp.	Cover 4
38, 39	Magnavox	9, 11
40	Maxell Corp. of America	21
44	McIntosh Laboratory, Inc.	101
62	M.F.J. Enterprises	97
	MICROCOMPUTER MART	111
42	Micro Ace	47
43	Micro Management Systems	102
	Nabih's	96
45	National Guard	27, 28, 29
	National Technical Schools	72, 73, 74, 75
	Netronics, R & D Ltd.	49
	NRI Schools	36, 37, 38, 39
46	Ohio Scientific	58
48	OK Machine & Tool Corp.	35
49	Olympic Sales	110
	Omega Sales Corp.	26
51	Omronix Ltd.	15
52	On Computing	78
53	Paccom	91
54	PAIA Electronics, Inc.	100
	Phoenix Systems	99
55	Poly Paks	95
56	Quest Electronics	106
	Radio Shack	109
57	Howard W. Sams & Co.	92
58	Scelbi Publications	98
59	Scientific Systems	101
50	Shure Bros.	7
60	Simutek	43
	Sinclair Electronics	13
61	Sperry, A.W.	51
35	3-M	2

BULLET ELECTRONICS, Inc.

P.O. BOX 40124P, GARLAND, TX, 75040

Super Music Maker Kit REVISION 2 \$24.95

Now you can play hundreds of songs using the Bullet Super Music Maker. The unit features a single factory programmed microprocessor IC that comes with 20 pre-programmed short tunes. By adding the additional PROM (2708's) the system can be expanded to play up to 1000 notes per PROM. Just think — a compact electronic instrument that will play dozens, hundreds or even thousands of selections of music. The kit comes with all electronic components (less the PROM), and a drilled and plated and screened PC Board which measures 4" x 4". The 7 watt amplifier section is on the same PC board and drives an 8 ohm speaker (not included), from a whisper to ear splitting volume. Since the unit works on 12 VDC or 12 VAC, vehicle or portable operation is possible. What do you get for \$24.95? Everything but a speaker, transformer, case, switches, and PROM. Additional 2708 albums containing popular tunes are available for \$15.00 each or you can program your own PROMS using information provided with the kit instructions. Lists of available PROM albums are available on request. (Note: Unit plays electronic music one note at a time. It is not possible to play chords or a melody with harmony simultaneously.)

OPTIONAL ACCESSORIES

DIP Switches One 8 pos, One 5 pos	2.00/Set
(Can be directly soldered to PC Bd. to access tunes)	
Rotary Switches Two 5 position	2.50/Set
(For remote wiring to PC Bd. to access tunes)	
Attractive Black Plastic Case	6.50
Wallplug Transformer	3.00
(For operation on 117VAC house voltage)	

Sound Effects Kit \$18.50

The SE-01 Sound Effects Kit is a complete kit all you need to build a programmable sound effects machine except a battery and speaker. Our kit is designed to really ring out the T176477 Sound Chip. Only the SE-01 provides you with additional circuitry that includes a PULSE GENERATOR, MIXER, OSCILLATOR and COMPARATOR to make more complex sounds a snap. We help you in building the kit with a clear, easy-to-follow construction manual and we show you how to easily program the unit. Other dealers will sell you the chip or a "kit" of parts but you are on your own to do the most difficult part — make neat sounds! Within a short time after you build the SE-01 you can easily create Gunshots, Explosions, Space Sounds, Steam Trains and much more. We think the Bullet SE-01 is the best deal on the market but don't ask us — ask the 15,000 happy SE-01 owners!

Complete Kit With Quality Plated PC Board \$18.50 (Less battery & speaker)

7 Watt Audio Amp Kit \$5.95

SMALL, SINGLE, HYBRID IC AND COMPONENTS FIT ON A 2" x 3" PC BOARD (INCLUDED) RUNS ON 12 VDC GREAT FOR ANY PROJECT THAT NEEDS AN INEXPENSIVE AMP. LESS THAN 3% THD @ 5 WATTS. COMPATIBLE WITH SE-01 SOUND KIT

AY3-8910 PROGRAMMABLE SOUND GENERATOR

The AY3-8910 is a 40 pin LSI chip with in-tree oscillators, three amplitude controls, programmable noise generator, three mixers, an envelope generator, and three D/A converters that are controlled by 8 BIT WORDS. No external pots or caps required. This chip hooked to an 8 bit microprocessor chip or Buss (8080, Z80, 6800 etc.) can be software controlled to produce almost any sound. It will play three note chords, make chimes, whistles, sirens, gunshots, explosions, bleets, whines, or grunts. In addition, it has provisions to control its own memory chips with two I/O ports. The chip requires -5V @ 75ma and a standard TTL clock oscillator. A truly incredible circuit.

\$2.85 w/Basic Spec Sheet (4 pages)
60 page manual with 5-100 word instructions and several programming examples. \$3.00 extra

BANKRUPT Game Manufacturer \$39.95

Dumps Computer Backgammon Game. The Engineers designed this one too good, making it too costly to be competitive. Result? Chapter XL. We bought all the parts and can offer the unit as a kit for over 60% off retail.


DISPLAY POINT
WILL VERIFY
THE NUMBER
OF PICES
ON ANY
POINT

YOU GET
Double sided glass PC Board
Powerful 8035 Micro Processor Chip
Two 2716 style mask ROMS
RAM Chips, LED readouts
Keyboard, Instructions
AC Plug transformer

BUILT BY
COMPUTER
DRIVE ROLL

PLUS MUCH MORE!

8035 and program ROMS only
with schematics \$12.00



COMPONENTS

INDICATES ITEM IS "HOUSE NUMBER"

301 OP AMP 8 LEAD CAN	3/100	*MC1351P FM IF DISC IC	50
723 VOLT REG. 10 LEAD CAN	39	T1490 BAR GRAPH DRIVER	2.50
723 14 PIN DIP	50	T1805 5V 1A REGULATOR	99
741 OP AMP MINI DIP	4/110	*78M05 -1.5V REG TO 5	60
30000 @ 15V COMPUTER GRADE	2/10	LM3031 TEMP TRANSDUCER	1/10
74302 PNP COMPLIMENT	6/100	IC W/SPICE	50
28003 P-15 W/SPICE	50	LM3300 QUAD COMPARATOR IC	50
LM380 2W AUDIO IC W/SPICE	1/09	SS5 TIMER IC	49
LM377 DUAL LM380 W/SPICE	2/50	MC1340 QUAD NORTON AMP	35
LM3900 QUAD NORTON AMP	1/9	MC1340 ELECTRONIC	75
LM324 QUAD OP AMP	55	ALTERNATOR W/SPICE	35
7812 1A 12V REG.	95	LEDS	4/89
11.1 OPTO ISOLATOR MINI DIP	60	JUMBO GREEN	5/88
MEM 631 DUAL GATE MOSFET		MEDIUM RED ()	15
DIODE PROTECTED, SIMILAR		MEDIUM GRN OR YELLOW	16
145073			
MV1624 VARICAP DIODE 10 PFD	39		
MC1548 VARICAP DIODE			
47 PFD NOM. 31 RATIO	JR		

Call or write for FREE catalog.

POLICIES

NO C.O.D.'S. SEND CHECK, MONEY ORDER, CREDIT CARD. ADD 5% FOR SHIPPING. TX. RES. ADD 5% TAX. FOREIGN ORDERS (EXCEPT CANADA) ADD 10% (20% AIRMAIL).

PHONE ORDERS ON MASTER CHARGE & VISA ONLY (214) 276-3553

The Sound of Koss is no longer something you have to keep to yourself.

You no longer have to limit your listening to stereophones to enjoy the incredible Sound of Koss. Because now you can get the optimum loudspeaker system, and the Sound of Koss, in any Koss CM series system you choose.

KOSS CM 1010

Here's the ultimate 2-bandpass system. The Koss CM 1010 has a unique passive radiator to enhance the lower two octaves of bass. As well as a special 8-inch woofer to increase the midrange frequency response up to 3500Hz.

And with the CM 1010's 1-inch dome tweeter, you get the highest energy output, and lowest distortion, of any tweeter on the market.

KOSS CM 1020

No three bandpass loudspeaker system currently available offers the benefits of the Koss CM 1020. Its dual ports improve cabinet tuning and structural stability. And its 10-inch woofer provides a 3db gain in efficiency, as well as flat response over the lower bandpass. In addition, the CM 1020 uses a 4½-inch midrange driver to

capture all the energy and presence of this critical bandpass. And the CM 1020's unique 1-inch dome tweeter produces the highest energy output and lowest distortion of any tweeter currently available. Indeed, the Koss CM 1020 is the 3-bandpass loudspeaker system you really have to hear to believe.

KOSS CM 1030

The Koss CM 1030 represents the ultimate in 4-bandpass loudspeaker systems. It includes a 10-inch woofer, mass aligned

dual port system, a parallel midrange system with two 4½-inch drivers, and both a tweeter and a 1-inch treble tweeter that feature a unique acoustic transformer. Each has been carefully and specifically designed to produce the optimum spectral characteristics of their respective bandpass.

Uniting the CM 1030 into a total system that represents the ultimate in loudspeaker technology, is a unique, quasi second-order crossover network. In all,

the CM 1030 is so amazing, no other 4-bandpass system even comes close in bass, midrange or high bandpass performance.

KOSS CM 530

Setting entirely new standards for bookshelf speakers is the Koss CM 530. Whether you place them horizontally or vertically, they deliver perfect mirror imaging, an incredible degree of dispersion, and the breathtaking Sound of Koss.

KOSS PRO 4/TRIPLE A

Write us, c/o Virginia Lamm for a free copy of our full-color loudspeaker catalog. And when you visit your audio dealer to hear the incredible Sound of Koss loudspeakers, take an extra moment for a private listening experience with the



world famous Koss Pro/4 Triple A. Once you've heard the Sound of Koss for yourself, you'll know why hearing is believing.

©1979 Koss Corp

KOSS® stereophones/loudspeakers
hearing is believing®

KOSS CORPORATION, 4129 N. Port Washington Ave., Milwaukee, Wisconsin 53212 International Headquarters Milwaukee facilities, Canada • France • Germany • Ireland

CIRCLE NO. 37 ON FREE INFORMATION CARD

www.americanradiohistory.com