

Popular Electronics®

WORLD'S LARGEST-SELLING ELECTRONICS MAGAZINE

JULY 1980/95¢

UNIQUE, NEW PROJECTS!

- * An Audio Time-Delay System
- * A Hand-Held Computer Terminal
- * A Tone-Signaling Logic Probe

Lab Tests: Car Radio/Tape Models




Popular Electronic

580956 CIE 00370096 1410 AUG 80
F CHEECHI
37 COVINGTON ST
HUNTINGTON STA NY 11746

Miss Looks At Magnavox's
V Receiver With
Technology

The man, the lig



ht and the Apple.

If you could talk to Thomas Edison, he'd tell you what it was like to turn the lights on in 1879. You could tell him about some bright ideas of the 20th century... particularly, a technological phenomenon that can handle everything from solar heat control to lighting your home via voice command. The Apple personal computer.

Expand your own inventiveness with the always-expandable Apple.

Take a look inside your local computer store. There's a range of Apple systems for you... whether you want expansion capabilities of four or eight accessory slots... or memory expandable to 64K bytes or 128K bytes. With this kind of flexibility, the possibilities for creating your own computer system are endless.

Want to add an A to D conversion board? Apple makes it happen. Want to plug into time sharing, news and elec-



With Apple, Edison could've written a program to determine why some filaments burned longer than others.

tronic mail services? Apple does it all. Because Apple is the most popular personal computer with the least complicated interface, over 100 companies supply peripherals for the Apple family... including an IEEE 488 bus for instant control.

Disk drives, a tool kit and creativity in color.

Apple was one of the first to use disk drives for increased performance and application versatility. Today, our 5 1/4" disk drive offers high density (143K bytes),

high speed and low cost. No wonder this drive is the most popular on the market.

But now Apple goes one better with the DOS Tool Kit. A series of utility programs, it gives you the freedom to easily design 280h x 192v graphic displays in a palette of living color... depending on your choice of Apple system.

Edison was first with the movie camera and projector. Now, with Apple's DOS Tool Kit, you can be first to work wonders with colorful creative animation.

Imagine the broadest line of software programs ever.

Apple's broad line of peripherals is equalled only by the most extensive line of software you'll find in the personal computing world. Since more than 170 companies offer software for the Apple family, you can have one of the most impressive program libraries ever.

When you write your own programs, your Apple speaks creatively in BASIC,



Edison had the first movie camera... and Apple has the DOS Tool Kit that takes you into the colorful world of animation.

Pascal, FORTRAN, PILOT and 6502 assembly language. Use these languages to score a sonata. Apple will play back your musical masterpiece on its built-in speaker.

Edison listened to his voice on a revolutionary phonograph in the 1800s... now you can listen to the sounds of today with Apple's inventive family of personal computers.

Where to find even more illuminating Apple experiences.

There's always something new being invented at Apple to set your imagination soaring. And there's always an expert to tell you all about it in detail. Your Apple dealer. If you already own an Apple, there's a whole future ahead to

challenge man, mind and machine.

If you're considering a personal computer, stop by the computer store and compare. Apple's reliability, proven performance and recognized technological leadership will help you see the light. Don't let history pass you by. Visit your nearest Apple dealer, or call 800-538-9696. In California, 800-662-9238.

 **apple® computer**





The easiest, least expensive way to generate spectacular multi-color graphics, sharp two-color alphanumeric: Your computer, a color tv set and the Percom Electric Crayon™.

Add the Electric Crayon™ to your system and your keyboard becomes a palette, the tv screen your medium.

You dab and stroke using one-key commands to create dazzling full-color drawings, eye-catching charts and diagrams.

Or you run any of innumerable programs. Your own BASIC language programs that generate dynamic pyrotechnic images, laugh-provoking animations.

From a combined alphanumeric-semigraphics mode to a high resolution 256- by 192-element full graphics mode, the microprocessor-controlled Electric Crayon™ is capable of generating 10 distinctly different display modes.

Colors are brilliant and true, and up to eight are available depending on the mode.

As shipped, the Electric Crayon™ interfaces a TRS-80* computer. It may be easily

adapted for interfacing to any computer or to an ordinary parallel ASCII keyboard.

But that's not all

The Electric Crayon is not just a color graphics generator/controller.

It is also a complete self-contained control computer. With built-in provision for 1K-byte of on-board program RAM, an EPROM chip for extending EGOST™, its on-board ROM graphics OS, and a dual bidirectional eight-bit port — over and above the computer/keyboard port — for peripherals. The applications are endless.

Shipped with EGOST™, 1K-byte of display memory and a comprehensive user's manual that includes an assembly language listing of EGOST™ and listings of BASIC demo programs, the Electric Crayon™ costs only \$249.95.

Options include:

- LEVEL II BASIC color graphics programs on minidiskette: \$17.95.
- A 34-conductor ribbon cable to interconnect the Electric Crayon™ to a TRS-80*: \$24.95.
- RAM chips for adding refresh memory for higher density graphics modes: \$29.95 per K-byte.
- Electric Crayon™ Sketchpad, a sketching grid of proportioned picture elements (pixels) in a tv aspect ratio. For 128 x 192 or 256 x 192 graphics modes. 11-inch by 17-inch, 25-sheet pads: \$3.95 per pad.

SYSTEM REQUIREMENTS: the video circuitry of the Electric Crayon™ provides direct drive input to a video monitor or modified tv set. An internal up-modulator for rf antenna input may be constructed by adding inexpensive components to the existing video circuitry.

Prices and specifications subject to change without notice.

PERCOM

PERCOM DATA COMPANY, INC.
211 N. KIRBY GARLAND, TEXAS 75042
(214) 272-3421


™ = trademark of Percom Data Company, Inc.

* = trademark of Tandy Radio Shack Corporation which has no relationship to Percom Data Company.

Get into computer color graphics the easy, low-cost way with a Percom Electric Crayon™. Available at Percom dealers nationwide. Call toll-free, **1-800-527-1592**, for the address of your nearest dealer, or to order direct if there is no Percom dealer in your area.

CIRCLE NO. 48 ON FREE INFORMATION CARD

POPULAR ELECTRONICS



About the cover:

In this issue eight top-model car stereo in-dash AM/Stereo FM receivers with cassette playback are examined in depth.

Cover photo by Don Carroll
Copyright © 1980

JOE MESICS
Publisher

ARTHUR P. SALSBERG
Editorial Director

HAROLD A. RODGERS
Executive Editor

LESLIE SOLOMON
Technical Director

JOHN R. RIGGS
Managing Editor

EDWARD I. BUXBAUM
Art Director

ALEXANDER W. BURAWA
Features Editor

JOHN J. McVEIGH
Technical Editor

ANDRE DUZANT
Technical Illustrator

CARMEN ROBLES
Production Editor

JEFF NEWMAN
Editorial Assistant

Contributing Editors
Carl Warren, Lee Felsenstein
Glenn Hauser, Julian Hirsch, Forrest Mims

MARIE MAESTRI
Executive Assistant

OLIVIA WILSON
Promotion Coordinator

PEARL HARRINGTON
Assistant to the Publishing Director

SIDNEY HOLTZ
Publishing Director

Feature Articles

POPULAR ELECTRONICS TESTS MAGNAVOX T809 19" COLOR TV CHASSIS /Stan Prentiss	46
A TOURIST INFORMATION RADIO SERVICE /Leo G. Sands	50
<i>AM broadcasts provide motorist information on traffic, road conditions, etc</i>	
AUDIO TIME DELAY SYSTEMS:	
1. A LOW-COST ANALOG AUDIO DELAY LINE /John Roberts	52
TROUBLESHOOTING PHASE-LOCKED-LOOP CIRCUITS /Harold Kinley	58
<i>How a PLL circuit works and how to locate circuit defects.</i>	
CAR STEREO 1980 /Julian Hirsch and Harold A. Rodgers	63
<i>A survey of what's new and test results on eight models.</i>	

Construction Articles

TURN/BRAKE INDICATOR FOR TRAILERS /Imre Gorgenyi	62
<i>Simple circuit permits coupling the old 3-wire system to a modern car.</i>	
CONVERT A LANGUAGE TRANSLATOR TO A LOW-COST COMPUTER TERMINAL /Bill Porter	68
<i>Adding some simple hardware and software makes a hand-held peripheral.</i>	
BUILD AN AUDIBLE LOGIC PROBE /Robert G. Krieger	73
<i>"Beeps" for high and low levels and "warbles" for pulse trains.</i>	
THE FERRORESONANT AC VOLTAGE REGULATOR /Don Morar	75
<i>Inexpensive highly effective voltage regulator has many benefits.</i>	

Columns

ENTERTAINMENT ELECTRONICS /Harold A. Rodgers	18
<i>Pseudoacoustics.</i>	
COMPUTER BITS /Carl Warren	31
<i>Rounding Out a System.</i>	
COMPUTER SOURCES /Leslie Solomon	40
EXPERIMENTER'S CORNER /Forrest M. Mims	79
<i>Digital Phase-Locked Loop, Part 1.</i>	
HOBBY SCENE /John J. McVeigh	83
DX LISTENING /Glenn Hauser	84
<i>Fantastic Intercontinental TV-DX.</i>	
PROJECT OF THE MONTH /Forrest M. Mims	93
<i>Digital Color Organ.</i>	

Audio Equipment Reviews

HAFLER MODEL DH-200 BASIC POWER AMPLIFIER	22
VECTOR RESEARCH MODEL VCX-600 CASSETTE DECK	25
AVID MODEL 110 SPEAKER SYSTEM	29

Departments

EDITORIAL /Art Salsberg	4
<i>PE Reader Profile.</i>	
LETTERS	6
OUT OF TUNE	6
NEW PRODUCTS	12
NEW LITERATURE	89
ELECTRONICS LIBRARY	90
OPERATION ASSIST	91
TIPS AND TECHNIQUES	92
ADVERTISERS INDEX	103
PERSONAL ELECTRONICS NEWS	110

POPULAR ELECTRONICS (ISSN 0032-4485) Published monthly by Ziff-Davis Publishing Company, at One Park Avenue, New York, NY 10016. Philip B. Korsant, President; Selwyn Taubman, Treasurer; Bertram A. Abrams, Secretary. One year subscription, U.S. and Possessions, \$14.00; Canada, \$17.00; all other countries, \$19.00, cash orders only, payable in U.S. currency. COPYRIGHT © 1980 BY ZIFF-DAVIS PUBLISHING COMPANY. ALL RIGHTS RESERVED.

POPULAR ELECTRONICS

Editorial and Executive Offices
One Park Avenue
New York, New York 10016
212 725-3500

Publisher
Joe Mesics
212 725-3568

New York Office
Advertising Manager:
Richard Gowatski (725-3939)

Eastern Advertising Manager:
Bonnie B. Kaiser (725-3580)

Midwestern Office
Suite 1400, 180 N. Michigan Ave.,
Chicago, IL 60601 (312 346-2600)
Sales: Ted Welch

Western Representative
Norman S. Schindler & Associates, Inc.
7050 Owensmouth Ave., #209
Canoga Park, CA 91303 (213 999-1414)
Sales: Norm Schindler, Jon Marshall

Representation In Japan
James Yagi
Oji Palace Aoyama
6-25, Minami Aoyama, 6 Chome, Minato-Ku
Tokyo, Japan (407-1930/6821, 582-2851)

Ziff-Davis Publishing Company

Philip B. Korsant	President
Richard Friese	Senior Vice President
Phillip T. Helfernan	Senior Vice President
Sidney Holtz	Senior Vice President
Edward D. Muhlfeld	Senior Vice President
Philip Sine	Senior Vice President
Albert S. Traina	Senior Vice President
Robert Bavier	Vice President
Paul Chook (Research)	Vice President
Baird Davis (Production)	Vice President
Edgar Hopper (Marketing)	Vice President
George Morrissey	Vice President
Selwyn Taubman	Treasurer
Bertram A. Abrams	Secretary

W. Bradford Briggs Vice Chairman

Ziff Corporation

William Ziff	Chairman
I. Martin Pompador	President
Hershel B. Sarbin	Executive Vice President
Furman Hebb	Vice President
Lawrence Sporn	Vice President

POPULAR ELECTRONICS July 1980, Volume 18 Number 1. Published monthly at One Park Avenue, New York, NY 10016. One year subscription rate for U.S. and Possessions, \$14.00; Canada, \$17.00; all other countries, \$19.00 (cash orders only, payable in U.S. currency). Controlled Circulation Postage Paid at Salem, Illinois 62881. Authorized as second class mail by the Post Office Department, Ottawa, Canada, and for payment of postage in cash.

POPULAR ELECTRONICS including ELECTRONICS WORLD. Trade Mark Registered. Indexed in the Reader's guide to Periodical Literature.

COPYRIGHT © 1980 BY ZIFF-DAVIS PUBLISHING COMPANY. ALL RIGHTS RESERVED.

Ziff-Davis also publishes *Bearing, Car and Driver, Cycle, Flying, Popular Photography, Skiing, Stereo Review, Electronic Experimenter's Handbook, Tape Recording & Buying Guide, Stereo Directory & Buying Guide, and Communications Handbook.*

Editorial correspondence: POPULAR ELECTRONICS, 1 Park Ave., New York, NY 10016. Editorial contributions must be accompanied by return postage and will be handled with reasonable care; however, publisher assumes no responsibility for return or safety of manuscripts, art work, or models submitted.

Forms 3579 and all subscription correspondence: POPULAR ELECTRONICS, Circulation Dept., P.O. Box 2774, Boulder, CO 80302. Please allow at least eight weeks for change of address, enclosing, if possible, an address label from a recent issue.

Permissions. Materials in this publication may not be reproduced in any form without permission. Requests for permission should be directed to Jerry Schneider, Rights and Permissions, Ziff-Davis Publishing Co., One Park Ave., New York, NY 10016.

The publisher has no knowledge of any proprietary rights which will be violated by the making or using of any items disclosed in this issue.



Member Audit Bureau
of Circulations



Editorial

PE Reader Profile

Every year or two, our market research department samples subscribers to obtain views on editorial matter in POPULAR ELECTRONICS, as well as to gather demographic information. The latest editorial study is most revealing, as were all past ones.

This PE reader profile indicates that readers average two years older than they did two years ago (median age was 33 years compared to 31 years). Highest level of education attained and median income rose, too. Almost 74% of you guys (and gals also, since 0.7% of readers are female) have attended or graduated from college compared to 63% in 1977. And 10.8% of our readership have post-graduate degrees. In the income area, the 1979 median was \$23,239, compared to \$17,800 in '77. On the personal side, 61.7% of respondents noted they're married.

The most popular column in PE—*numero uno*—was Forrest Mims's "Experimenter's Corner." Forrest won the number two spot also, with his "Project of the Month" column. This was followed by John McVeigh's "Tips and Techniques" and "Hobby Scene." Number five was "Product Test Reports," while this column ("Editorial") hit the sixth spot out of 11 columns. For departments, "New Products" was first, as usual.

In the general article topics area, new developments in electronics was cited as capturing the most "reading about" interest, followed by how things work. Close on its heels were electronics experimentation and construction projects. More specialized subjects followed, headed by microcomputers, with testing/test equipment and electronic games not far behind. A few percentage points below them were product test reports, new TV designs, and audio.

Regarding the technical level of PE, 74.8% said that its contents were at the right technical level, compared to 1977's 71.6%. The remainder was divided almost equally between too technical and not technical enough, a not surprising result since our readership is so broad-based. More than 54% of PE's subscribers are currently employed in electronics or a related field, according to the study, while 11.6% observe that they plan to make it their career.


It was clear from the study that, while construction projects were among the most popular features in PE, readers pick and choose from among them for ones that they truly want. Fifty percent, in fact, had not built a PE project in the past 12 months, though virtually *all* readers expressed great interest in this topic, ostensibly for the circuit/device learning experience and for as wide an application choice as possible.

I hope the above gives you a better picture of the POPULAR ELECTRONICS reader. Summing up the research data, I guess one could say that the typical PE reader is a well-educated male with a substantially larger disposable income than the national average and is disposed to continually learn more about consumer electronic circuitry and developments.

Special thanks to respondents who made this market research study possible.

Art Salasberg

Burglar Alarm Breakthrough

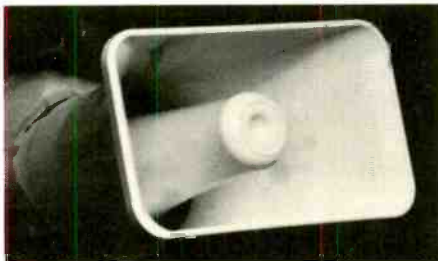


A new computerized burglar alarm requires no installation and protects your home or business like a thousand dollar professional system.

It's a security system computer. You can now protect everything—windows, doors, walls, ceilings and floors with a near fail-safe system so advanced that it doesn't require installation.

The Midex 55 is a new motion-sensing computer. Switch it on and you place a harmless invisible energy beam through more than 5,000 cubic feet in your home. Whenever this beam detects motion, it sends a signal to the computer which interprets the cause of the motion and triggers an extremely loud alarm.

The system's alarm is so loud that it can cause pain—loud enough to drive an intruder out of your home before anything is stolen or destroyed and loud enough to alert neighbors to call the police.



The powerful optional blast horns can also be placed outside your home or office to warn your neighbors.

Unlike the complex and expensive commercial alarms that require sensors wired into every door or window, the Midex requires no sensors nor any other additional equipment other than your stereo speakers or an optional pair of blast horns. Its beam actually penetrates walls to set up an electronic barrier against intrusion.

NO MORE FALSE ALARMS

The Midex is not triggered by noise, sound, temperature or humidity—just motion—and since a computer interprets the nature of the motion, the chances of a false alarm are very remote.

An experienced burglar can disarm an expensive security system or break into a home or office through a wall. Using a Midex system there is no way a burglar can penetrate the protection beam without triggering the loud alarm. Even if the burglar cuts off your power, the four-hour rechargeable battery pack will keep your unit triggered, ready to sense motion and sound an alarm.

ARRIVE HOME SAFE

There's personal danger in arriving home and finding a burglary in progress. And, if you surprise the burglar, you risk the chance of serious injury. With the Midex 55 protecting your home, you can open your front door with the confidence of knowing that no burglar lurks inside.

When the Midex senses an intruder, it remains silent for 20 seconds. It then sounds the alarm until the burglar leaves. One minute

after the burglar leaves, the alarm shuts off and resets, once again ready to do its job. This shut-off feature, not found on many expensive systems, means that your alarm won't go wailing all night long while you're away. When your neighbors hear it, they'll know positively that there's trouble.

PROFESSIONAL SYSTEM

Midex is portable so it can be placed anywhere in your home. You simply connect it to your stereo speakers or attach the two optional blast horns.

Operating the Midex is as easy as its installation. To arm the unit, you remove a specially coded key. You now have 30 seconds to leave your premises. When you return, you enter and insert your key to disarm the unit. You have 20 seconds to do that. Each key is registered with Midex, and that number is kept in their vault should you ever need a duplicate. Three keys are supplied with each unit.

As an extra security measure, you can leave your unit on at night and place an optional panic button by your bed. But with all its optional features, the Midex system is complete, designed to protect you, your home and property just as it arrives in its well-protected carton.

The Midex 55 system is the latest electronic breakthrough by Solfan Systems, Inc.—a company that specializes in sophisticated professional security systems for banks and high security areas. JS&A first became acquainted with Midex after we were burglarized. At the time we owned an excellent security system, but the burglars went through a wall that could not have been protected by sensors. We then installed over \$5,000 worth of the Midex commercial equipment in our warehouse. When Solfan Systems announced their intentions to market their units to consumers, we immediately offered our services.

COMPARED AGAINST OTHERS

In a recent issue of a leading consumer publication, there was a complete article written on the tests given security devices which were purchased in New York. The Midex 55 is not available in New York stores, but had it been compared, it would have been rated tops in space protection and protection against false alarms—two of the top criteria used to evaluate these systems. Don't be confused. There is no system under \$1,000 that provides you with the same protection.

YOU JUDGE THE QUALITY

Will the Midex system ever fail? No product is perfect, but judge for yourself. All components used in the Midex system are of aerospace quality and of such high reliability that they pass the military standard 883 for thermal shock and bum-in. In short, they go through the same rugged tests and controls used on components in manned spaceships.

Each component is first tested at extreme

The Midex security computer looks like a handsome stereo system component and measures only 4"x 10 1/2"x 7."

tolerances and then retested after assembly. The entire system is then put under full electrical loads at 150 degrees Fahrenheit for an entire week. If there is a defect, these tests will cause it to surface.

PEOPLE LIKE THE SYSTEM

Wally Schirra, a scientist and former astronaut, says this about the Midex 55. "I know of no system that is as easy to use and provides such solid protection to the homeowner as the Midex. I would strongly recommend it to anyone. I am more than pleased with my unit."

Many more people can attest to the quality of this system, but the true test is how it performs in your home or office. That is why we provide a one month trial period. We give you the opportunity to see how fail-safe and easy to operate the Midex system is and how thoroughly it protects you and your loved ones.

Use the Midex for protection while you sleep and to protect your home while you're away or on vacation. Then after 30 days, if you're not convinced that the Midex is nearly fail-safe, easy to use, and can provide you with a security system that you can trust, return your unit and we'll be happy to send you a prompt and courteous refund. There is absolutely no obligation. JS&A has been serving the consumer for over a decade—further assurance that your investment is well protected.

To order your system, simply send your check in the amount of **\$199.95** (Illinois residents add 5% sales tax) to the address shown below. Credit card buyers may call our toll-free number below. There are no postage and handling charges. By return mail you will receive your system complete with all connections, easy to understand instructions and a one year limited warranty. If you do not have stereo speakers, you may order the optional blast horns at **\$39.95** each, and we recommend the purchase of two.

With the Midex 55, JS&A brings you: 1) A system built with such high quality that it complies with the same strict government standards used in the space program, 2) A system so advanced that it uses a computer to determine unauthorized entry, and 3) A way to buy the system, in complete confidence, without even being penalized for postage and handling charges if it's not exactly what you want. We couldn't provide you with a better opportunity to own a security system than right now.

Space-age technology has produced the ultimate personal security computer. Order your Midex 55 at no obligation, today.

JS&A PRODUCTS
THAT THINK

Dept. PE One JS&A Plaza
Northbrook, Ill. 60062 (312) 564-7000
Call TOLL-FREE 800 323-6400
In Illinois Call (312) 564-7000

© JS&A Group, Inc., 1980



Letters

Microprocessor Applications

Your choice of the 1802 as the lead-off for the microprocessor application

series ("Microprocessor Applications for the 1980's . . . It's a Whole New Ballgame!" May 1980) was inspired. The 1802 must be the most underrated microprocessor ever made. I have followed it ever since your original "EIF" article and now have my own 1802 system. It was my first venture into digital electronics and a very satisfying one.—*John R. Powers, III, Columbus, OH.*

The article on microprocessor applications is informative, but there appears to be an error in the program (Table II). The switches in Fig. 2 are in the normally open position and therefore there would normally be a "high or a one" on

the EF1 through EF4 microprocessor inputs. The instructions in the program, mnemonics B1, B2, B3, and B4 look for a "one" on the EF inputs and if a "one" is found, the program branches to the specified address.—*Gaylord Waisath, Oxnard, CA.*

The EF inputs to the 1802 are said to be active low. So a low input to any one of them is interpreted as a logic 1 by the processor. This might have been clearer if we had put vinculum (or lines) over EF1, EF2, EF3, and EF4 in both the text and the diagram, but the program and the logic would still have been the same.—Ed.

Sabtronics Model 2035A Handheld DMM Kit

No other hand-held DMM offers you so much performance for such low cost.

- **0.1% Basic DCV Accuracy**
- **Easy one-hand operation**
- **6 Functions - 32 Ranges**
- **Touch-and-hold capability***
- **Two-terminal input for ALL measurement functions**
- **Hi-and-Low Power Ohms**
- **Easy-to-build, one evening assembly**

*with optional THP-20 Probe.

Plus these standard features:

Large, easy-to-read LCD readout; automatic polarity; automatic zero; automatic decimal point; low battery indicator; overload protection on all functions and ranges, and 200 hour operation from a 9V transistor battery.

sabtronics 
INTERNATIONAL INC.

5709 North 50th Street, Tampa, Florida 33610
Telephone 813/623-2631



Model 2035A

\$74.95

F.O.B. Factory

BRIEF SPECIFICATIONS:

DC VOLTS: 100 μ V - 1000V, 5 ranges
DC VOLTS: 100 μ V - 1000V, 5 ranges
DC CURRENT: 0.1 μ A - 2A, 5 ranges
AC CURRENT: 0.1 μ A - 2A, 5 ranges
Hi-OHMS: 0.1 Ω - 20M Ω , 6 ranges
Lo-OHMS: 0.1 Ω - 20M Ω , 6 ranges
Size: 3 1/2" W x 5 3/4" L x 1 5/8" H

WEIGHT: 11 oz. (excl. battery)
OVERLOAD PROTECTION: 1000V DC or AC peak all voltage ranges, 250V DC or AC peak all Ohms ranges; 2A/250V fuse all current ranges.

I wonder if the system depicted in Fig. 2 of this article will operate as intended. I would suggest that each of the four pushbutton switches be debounced.—*Kenneth J. Christensen, Gainesville, FL.*

Debouncing circuits are not required in this case since the routine in the program inherently debounces the circuit.—Ed.

Three-Way Speaker System

I found "A 3-Way Drive System for Speakers" (April 1980) to be a fascinating project, but I believe the parts list is in error. The TIP30 and TIP31 power transistors are not a matched pair. The matched pairs are TIP29 and TIP30 or TIP31 and TIP32.—*R. E. Giernan, Salinas, CA.*

While Texas Instruments specifies TIP29 and 30 and TIP31 and 32 as matched pairs, other manufacturers cross-reference the pairs to the same devices. The differences lie mainly in breakdown voltages, which are not critical here. Any of the possible combinations should provide satisfactory results.—Ed.

Noise Generator Patented

With regard to the Shift Register Digital Noise Generator described in the March 1980 "Experimenter's Corner," your readers should be cautioned that use of this for any other than private purposes would be an infringement of the patent our company holds for such devices and their applications (Pat. #4,191,175).—*William L. Nagle, President, Paratronic Systems Inc., Honeybrook, PA 19344.*

Out of Tune

In "Experimenting with a Sound-Effects Generator" (May 1980), in Fig. D on page 79, the resistor between pins 7 and 8 on the 555 timer should be 47k not 4.7k and in Fig. 3, p.81, transistor Q1 should be a 2N3704 and Q2 a 2N3703, instead of vice versa as shown.

To: Sabtronics International, Inc., 5709 N. 50th Street, Tampa, FL 33610

Please send me

_____ Model 2035A Handheld Multimeter kit(s) @ \$74.95 ea. \$
 _____ Shipping and handling @ \$5.00 per kit (see below)†. \$
 _____ Model THP-20 Touch-and-hold Probe(s) @ \$19.95 ea. \$
 _____ Model AC-110 Battery Eliminator(s) @ \$7.95 ea. \$
 _____ Model HVP-30 30 kV DC High-voltage Probe(s) @ \$29.95 ea. \$
 _____ Florida residents add 4% State Sales Tax \$
 TOTAL \$

I enclose check* money order Bill my Master Charge Visa

Card Account # _____ Expir. date _____

*Allow 2-3 weeks clearance time for personal checks No C.O.D.

Name _____

Street _____ Apt _____

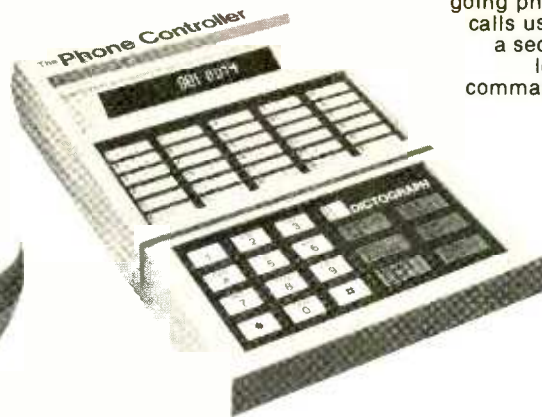
City _____ State _____ Zip _____

†Continental U.S. only AK, HI & PR \$6.00 Foreign \$19.00 Airmail

In Canada contact: Kumar & Co., 3344 Mainmail Crescent, Mississauga, Ont. L5L1H2 Canada 416 828-0583

PHONE WIZARD

DICTOGRAPH® the producer of communication systems for the White House and Pentagon, introduces a space age computer phone. An amazing futuristic instrument capable of 25 functions and memory bank storage of 30 numbers — convenient compact size — all at a price that will make you smile!



This incredible phone dialer let's you regulate outgoing phone calls using a secret lock command.

No one's got it. And if they do, it's twice the size and triple the price. The Phone Wizard is based on a unique 'Logical Language Sequence', which gives each key multiple use. This feature is activated by pressing a predetermined code onto a multiple use key (like a multi-function digital watch). The 'Logical Language Sequence' is why Phone Wizard has twice the capabilities at half the size. It is the most advanced phone dialer on the market. And at a price far below any other dialer.

It's an automatic dialer.

Think of the number of people you frequently call. The Phone Wizard stores up to 30 often used phone numbers (up to sixteen digits each) in its Memory Bank. Simply pencil in the name on the handy index pads, just press the appropriate key — one time!

Dial "Hands Free"

When dialing don't pick up the phone, just push the right button and listen. The built in loud speaker lets you hear the other person answer or the busy signal.

You actually see the number dialed.

Glance at the big bright LED display. You'll immediately know the right number is being dialed — no matter whether you're using the automatic dialer or are dialing manually.

More Outstanding Features

- Pressure sensitive keys, solid face (no buttons).
- Beep tones tell you that each digit is being dialed or stored correctly.
- Back-Space Erase lets you 'erase' a wrong number. Easy as pie.
- Want to confirm a stored number? Just press the storage button twice. Instantly you'll see a big read-out so you can verify.
- Automatically rings your number up to six times, then stops when your party isn't home.
- A three-position pulse switch allows the Phone Wizard to be connected to virtually any phone system in the world. Rotary dial or Touch tone.

Busy Number Buster and Emergency Dialer

Suppose the number you're calling is busy, just touch the Redial Key, to recall. Still busy? Just program the Phone Wizard to redial later on (up to 15 times, one per minute). A special sign on the display will indicate that the number is being redialed.

Emergency! Here's the quickest and easiest mechanism for dialing the Police or Fire Dept. This feature alone is worth the price of this amazing Dialer. Program the machine before you leave. Then the babysitter or Grandma just presses the Re-Dial Key. Instantly the call is put through.

Conference Speaker For Group Conversations

Activate the Conference Speaker by depressing a button. Everyone on your end and the receiving end can listen in and have his say-so — with the voice coming through loud and clear. Meet by phone, you'll save time, effort, and not to mention those high gas bills!

Digital Clock, Stop Watch and Timer

Time of day displayed in hours, minutes and seconds.

Stop Watch Feature times all calls automatically — great for gauging long-distance calls, keeping records, cutting down on expenses by limiting calls, etc.

You can even time a particular PART of a call. That's how exact this special feature is.

Want to recheck the time of the last call? You can — easily. Press the Clear Key and the Time Key. A big read-out will appear instantly.

How To Place A Call On Hold

Simply touch the hold button, the word 'hold' will flash on the screen. To resume your conversation touch the button again, and you're ready to continue your conversation.

Prevents Unauthorized Use

An ingenious combination electronic lock allows you to prevent unauthorized long distance out going calls while allowing you local calls. Simply press in the secret code. This locks the dialer unit and the phone itself. No long distance calls can be made, but all incoming calls will be received. To react-

ivate, simply press the secret opening code and a beep tone tells you the phone and dialer are ready for long distance calls. Only you know the codes for this amazing dialer. An instruction kit is included and explains all the secret codes.

Also is designed for wall mounting or desk, contour designed to allow you to locate emergency numbers even at night, gives you an adjustable voice control, no moving parts, LED, readout numbers. Quartz crystal clock for accuracy, sloping display for easy reading, quick change of name labels — and more!

We can't even come close to listing all of the exciting features this outstanding Phone Dialer brings you. See for yourself! Use it for 15 days if you're not completely satisfied return it at our expense. Every cent will be refunded promptly.

The price? Not those inflated prices you may have seen around town — but only **\$119.95** plus **\$2.75** for insured shipping. For two or more, **\$109.95** each plus **\$2.75** each for insured shipping. You'll receive complete, easy-to-follow instructions plus a 90-day Parts and Labour Warranty, and service (if ever needed) is readily available. Phone now so we can get your tryout unit right out to you. You're not risking a cent.

Call TOLL FREE:
800-257-7850

In New Jersey, Call: 800-322-8650

Call any time, 7 days a week. Be sure to have your credit card handy — either Visa, Master Charge, American Express, Carte Blanche or Diners Card.

If ordering by mail, include the following: your name, full mailing address, signature, type of credit card, account number and expiration date. Or send check or money order.

Save while this offer last. You'll not find a better bargain on a top-quality handsome, easy-to-use Phone Dialer anywhere.




The Imagination People®

International Sales Group
Dept. 18, Lakewood Plaza
Lakewood, New Jersey 08701

New from NRI! 25" color TV that tunes DIAGONAL by computer, programs an entire evening's entertainment.

Just part of NRI's training in servicing TV, stereo systems, video tape and disc players, car and portable radios.



Only NRI home training prepares you so thoroughly for the next great leap forward in TV and audio...digital systems. Already, top-of-the-line TV's feature digital tuning, computer programming is appearing, and new digital audio recording equipment is about to go on the market.

NRI is the only home study school to give you the actual "hands-on" training you need to handle servicing problems on tomorrow's electronic equipment. Because only NRI includes this designed-for-learning, 25" diagonal color TV with electronic tuning, built-in digital clock, and computer programmer as part of your training. With this advanced feature, you can pre-program an entire evening's entertainment... even key lock it in to control children's viewing.

As you assemble it, you learn how digital tuning systems work, how to adjust and service them. You work with the same advanced features used in the new programmable TV's and video tape recorders. It's exclusive NRI training that keeps you up with the leading edge of technology.

Exclusive Designed-for-learning Concept

The color TV you build as part of NRI's Master Course looks, operates, and performs like the very finest commercial sets. But behind that pretty picture is a unique designed-for-learning chassis...



the only such unit in the world. Rather than retrofit lessons to a hobby kit or an already-built commercial set, NRI instructor/engineers have designed this television so each step of construction is a learning experience.

As you build it, you perform meaningful experiments. You see what makes each circuit work, what it does, how it interacts with other circuits. You even introduce defects, troubleshoot and correct them as you would in actual practice. And you end up with a magnificent, big-picture TV with advanced features. One you can sell or use in your home.

Also Build Stereo, Test Instruments

That's just a start. You demonstrate basic principles and circuits on the unique NRI Discovery Lab[®], then apply them as you assemble a fine AM/FM stereo receiver, complete with speakers. You also get practical experience as you build your own test instruments, including a 5" triggered sweep oscilloscope, CMOS digital frequency counter, color bar generator, and transistorized volt-ohm meter. Use them for learning, use them for earning as a full- or part-time TV, audio, and video systems technician.

Complete, Effective Training Includes Video Systems

Using NRI's exclusive methods, you learn far more than TV servicing. You'll be prepared to work with stereo systems, car radios, record and tape players, transistor radios, short-wave receivers, PA systems, musical instrument amplifiers, electronic TV games, even video tape recorders and tape or disc

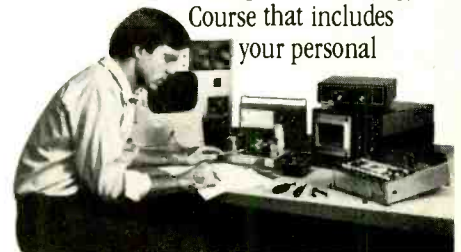
video players. Your training covers just about every kind of electronic entertainment equipment available now or in the near future.

And because NRI has unmatched experience gained in over 60 years and a million students worth of training, your course is designed for ease of learning and practical utility. You need no previous experience of any kind. Starting with the basics, exclusive "bite-size" lessons cover subjects thoroughly, clearly, and concisely. "Hands-on" experiments reinforce theory for better comprehension and retention. And your personal NRI instructor is always available for consultation, ready with explanations, answers, and advice.

Send for Free Detailed Catalog... No Salesman Will Call

Get all the facts on this exciting course and its potential for you by mailing the postage-paid card today. Our free 100-page catalog includes color photos of all kits and equipment, complete lesson plans, convenient time payment plans, and information on other electronics courses. You'll also find out about NRI's new Computer Technology


Course that includes your personal



microcomputer. Or Complete Communications with 2-meter transceiver that gets you ready for opportunities in broadcasting, 2-way radio, microwave, and other growing fields. If card has been removed, write to:



NRI Schools
McGraw-Hill Continuing
Education Center
3939 Wisconsin Ave.
Washington, D.C. 20016



New Products

Additional information on new products covered in this section is available from the manufacturers. Either circle the item's code number on the Free Information Card or write to the manufacturer at the address given.

Low-Cost 500-MHz Counter




The 50-Hz-to-512-MHz Model 5500, 8-digit LED display frequency counter from DSI Instruments, Inc., is designed around a TCXO (temperature-compensated crystal oscillator) said to be stable within 1 ppm between 17° and 40°C. Other features include an input sensitivity of 10 to 15 mV, floating decimal point and automatic blanking, resolution of 1 Hz at 50 MHz and 10 Hz at 450 MHz, and either a 1-megohm or 50-ohm input impedance. The unit is 1.5" thick, 5" wide, and 5.5" deep (38 × 127 × 139 mm). \$134.95 with rechargeable battery pack and ac adapter, or \$109 without the battery capability.

CIRCLE NO. 86 ON FREE INFORMATION CARD

Tailored Keyboard Titles

The basic nonelectronic, 32-key, matrix keypad KA2 from Danyl has let-

Pioneer Videodisc Player



Pioneer is currently marketing a laser-optical videodisc player in Minneapolis/St. Paul, Dallas/Fort Worth, Madison, WI, and Syracuse, NY,

with four new markets planned every 60 to 90 days. The new Model VP-1000 player complies with MCA Philips specifications, uses a helium-neon laser, and plays for up to 30 minutes per side (60 minutes per side on extended discs). It features two-channel high-fidelity sound, with 40 Hz to 20 kHz ± 3 dB response, less than 0.3% THD, and greater than 55 dB S/N. Functions include play, pause, fast X3, scan, slow, and still/step controls. Other features include frame number, elapsed-time, and chapter-number displays; search and auto-repeat modes; and chapter and picture stop functions. Remote control is available optionally. \$749.

CIRCLE NO. 88 ON FREE INFORMATION CARD

ters and fixed function codes for START, COMPLETE, CANCEL, CLEAR ENTRY, LETTER, and SPACE. All other key titles and legends are printed on overlay materials available with or with-



out adhesive backing, allowing user to tailor key functions to specific needs. Key closures and lines for optional display are carried by a 26-conductor, ribbon cable. Address: Danyl Corp., 310 Cooper Center, Pennsauken, NJ 08109.

Unusual Power Amplifier



Apt Corporation's Apt 1 Power Amplifier is rated at 100 watts per channel continuous output, 20 to 20,000 Hz, with no more than 0.03% THD. Additionally, its dynamic headroom is said to be 3 dB. Its adjustable power supply is designed to allow it to drive any and all loudspeaker loads—including loads that are purely reactive—from 2 to 10 ohms. Newly conceived driver and output stages offer low static and dynamic distortion as well as eliminating the need for conventional protection circuitry, which is reputed to degrade sonic quality in some cases. The Apt 1 also features relay muting and short-circuit protection, LED displays, and a rack-mount option. \$641 (eastern states); \$656 (western states).


CIRCLE NO. 89 ON FREE INFORMATION CARD

Dictograph Phone Controller



Dictograph Corporation's Phone Controller™ is a multifunction telephone appliance that can be used with either Touch-Tone or rotary-dial lines. It can store up to 30 different 16-digit telephone numbers in a memory that receives back-up power from a 9-volt transistor battery if the ac line fails.

Mitsubishi Linear-Track Turntable



The fully automatic Model LT-5V vertical linear-tracking turntable from Mitsubishi combines logic-controlled operation and belt drive. At 33 $\frac{1}{3}$ - and 45-rpm speeds, its PLL dc servo motor offers a rated 0.045% wrms wow and flutter and 76-dB S/N, and its 8 $\frac{3}{4}$ " (222-mm) straight tonearm is statically balanced. Among the turntable's automatic functions are: lead-in and lead-out, speed and size change, reject and repeat, lift/cue, free left and right movement, and cue prevention when no record is on the platter. Size: 18 $\frac{3}{4}$ "W × 16 $\frac{7}{8}$ "H × 7 $\frac{7}{8}$ "D; weight: 27.6 lb (12.5kg).

CIRCLE NO. 87 ON FREE INFORMATION CARD


Not Just Another Limited Area Motion Detector!

guardex™

Protects Every Square Inch Of Your Building

Turns On Lights Automatically

Powerful Electronic Siren



The Guardex 8000 Alarm System is walnut grained and disguised to look like a small stereo speaker (6 3/4" x 9 3/4" x 8") and weighs less than 6 1/2 pounds.

Low Cost Computerized Burglar Alarm System Home - Office - Business

NO INSTALLATION

Just plug the Guardex 8000 alarm system in, make several simple control adjustments to suit your particular building and it works! There are no other wires to run. This totally self-contained burglar alarm can completely seal off every square inch of the surface of your building. It protects doors, windows, and what most alarms miss... your roof, walls and floors.

HOW CAN ONE SMALL COMPUTER PROTECT MY WHOLE BUILDING?

Guardex 8000 Alarm System works on the principle of audio discrimination. This, put simply, is the process of electronically separating normal everyday sounds, such as voices, telephones, etc. from break-in type noises such as breaking glass, prying metal, or forcing a door open. The Guardex 8000 protects one story homes and offices up to 2000 square feet and open commercial buildings up to 10,000 square feet. The Guardex 9300 with wireless remote sensor capability is available for multi-story homes and offices or single story with more than 2000 square feet. Call the factory for more detailed information.

URNS ON LIGHTS AUTOMATICALLY

When the first break-in type sound is detected, the system will instantly turn on lights, radio, or other electronic equipment that you have plugged into the back of the alarm. These lights or other equipment will remain on for a period of five minutes, then automatically turn off.

POWERFUL ELECTRONIC SIREN

The Guardex 8000 alarm is equipped with a loud built-in siren. If during the five minute period the lights or other electronic equipment has been activated, a second break-in sound is detected, (it can be only a second or two after the first break-in sound) the built-in siren will start blasting for 90 seconds. At the end of approximately 90 seconds the siren will shut off and the alarm listens again. If another break-in sound is heard, the siren will come on for another 90 seconds. If no other break-in sound is detected, the siren will stay off and at the end of the five minute period the lights will shut off and the alarm instantly resets.

The rear control panel contains two standard AC plug receptacles for a table lamp, spot lights, radio, etc.; terminals for connecting optional outside siren and back-up battery (not included); entry delay time control and sensitivity control.



EXIT AND ENTRY DELAY

The Guardex 8000 alarm has a built-in exit delay allowing you approximately one minute to lock up and leave the building before the alarm is armed. When you enter your building you may find that just your normal entering sounds activate the siren. You may delay it from starting for up to 30 seconds by turning up the siren entry delay control.

BATTERY BACK-UP

Burglars rarely cut power. However, to give you total protection from a burglar and possible power failure, our alarm has provisions for a battery back-up. (Batteries not included). 12 volt lantern batteries are available at most hardware stores.

THE BURGLARY PROBLEM

The F.B.I. statistics show that at the present rate, one out of every four Americans are going to be burglarized. That is not a very pleasant fact, but it is true. You have a greater chance of being burglarized than being a victim of a fire or automobile accident. The time is now to help protect yourself and your valuables with a Guardex 8000 alarm system.

OUTSIDE SIREN

The Guardex 8000 alarm is equipped with a loud, built-in siren, but if you desire an additional siren to mount outside or in an area away from the main alarm, they are available with 50 feet of wire for \$24.95. (Connecting terminals are provided on the back of the alarm).

30 DAY NO RISK TRIAL

This is your opportunity to purchase an alarm system directly from the factory for only \$199.95. Try it in your home or business for thirty days without risking one cent. Put our Guardex 8000 alarm to your own test. See for yourself! It will protect every window and door from break-in. If you are not completely satisfied, return the alarm within 30 days for a complete refund. To order your Guardex 8000 alarm, CALL TOLL FREE to charge your credit card or send your check to Guardian Electronics, Inc. in the amount of \$199.95. If you want the optional outside siren, add \$24.94. (California residents add 6% sales tax.)

(If you require more information, call during California business hours, Monday - Friday)



Dealer Inquiries Invited

CALL TOLL FREE
(800) 423-5499

California residents:
(213) 889-1414 collect.

GE GUARDIAN ELECTRONICS, INC.


31117 Via Colinas, Dept. PE

Westlake Village, Calif. 91361

Numbers are identified on replaceable overlays on the memory keypad. A built-in speaker functions as a tone monitor during on-hook dialing and can be used for group listening once the connection has been established. The Phone Controller can automatically redial the last number called and can be programmed to redial a number up to 14 times at one-minute intervals. Other features include compatibility with Centrex systems, access codes, and non-telephone company toll systems, a hold control and LED readout which displays number dialed, actual time, or elapsed time of a call. Calls can be made manually using a built-in Touch-Tone keypad. A Hidden Touch Lock, Flocom floating combination lock, and an audible alert discourage unauthorized use. \$99.95.

CIRCLE NO. 91 ON FREE INFORMATION CARD

Kenwood Metal-Tape Cassette Deck



A cassette deck with Dolby noise reduction, metal-tape capability, and fluorescent peak meters has been introduced by Kenwood as Model KX-500. It features "soft-touch" controls, claimed to give the feel of expensive solenoid switches, and a tape selector switch and variable-bias control permit optimum results with any of today's tape formulations. With Dolby on and chrome, ferrichrome, or metal tape, frequency range is rated to be from 30 to 16,000 Hz, S/N at 64 dB. The drive system produces less than 0.05% wrms wow and flutter. Special

Emergency CB Transceiver



General Electric's Model 3-5900 "Help" is a two-way CB communications package for those who only want


to have the security of CB radio for emergency and information purposes. It requires no permanent installation and includes a compact, full-legal-power 40-channel transceiver that plugs into a car's cigar lighter socket for power when it's to be used. Otherwise it's stowed away in a case, along with supplied antenna and 12-V adapter attachment. Features are: LED channel readout, S/R/F bargraph indicator, an r-f gain ("receiving range") control, anl, a built-in condenser microphone, and a channel 9 activity indicator. A push-to-talk bar is incorporated onto the small transceiver, which includes a dynamic speaker. A magnet-mount telescoping whip antenna is fed through a 10-ft (3-m) coaxial cable. \$115.95.

CIRCLE NO. 94 ON FREE INFORMATION CARD

features include: automatic shut-off in all modes; single RECORD button; RECORDING MUTE switch; and timer-standby. \$225.

CIRCLE NO. 92 ON FREE INFORMATION CARD

Digital Logic Probe



The NLS Model MLB-1 Digital Logic Probe from Non-Linear Sys-

tems can be used to test DTL, TTL, or CMOS devices. Modes include "pulse" for dynamic testing or "memory" for stored indication. LED indicators are provided for high and low states, and a pulse indicator LED flashes during dynamic testing. Waveforms to 10 MHz with minimum pulse widths of 50 nanoseconds can be observed. Powered from the circuit under test or an external source, the probe uses go-no-go voltage thresholds for high and low states determined by supply voltage. \$41.95.

CIRCLE NO. 95 ON FREE INFORMATION CARD

Posey Jogger's Aid

The new Pacesetter from John Posey Co. is a miniature beep-tone metronome designed to help you jog more efficiently. Its beep rate is adjustable from 100 to 240 per minute, simply by setting a dial control to the desired pace. The device is worn on the wrist like a watch. Includes battery. \$39.95. Address: John Posey Co., 2485 Mohawk St., Pasadena, CA 91107.

Winegard Indoor VHF/UHF/FM Antenna



Designed for urban and suburban locations where outdoor antennas are impractical or forbidden, the Winegard Model AT-5001 indoor antenna is said to replace and outperform "rabbit ears" on television channels 2 through 60 and stereo FM. The three-element antenna mounts on a gold-color, floor-to-ceiling pole whose height is adjustable from 7 1/2' to 8 1/4' (2.3 to 2.5 m). Included with the antenna are a length of transmission line, a vhf/uhf/FM signal splitter, the mounting pole and two plant-hanger hooks \$44.75.

CIRCLE NO. 93 ON FREE INFORMATION CARD

Sony Portable Stereo Cassette Deck

Sony's Model TC-D5M portable stereo cassette deck is said to have features and performance comparable to those of home stereo decks. Its dc-to-dc converter is designed to maintain a high performance level, even toward the end of battery life, and assure stable high voltages. Rated operating time is up to 4 hours on two D cells. An efficient coreless motor and fre-

new products

quency-generator system give stable tape speed and fast start-up, while a Sendust and ferrite head make the deck metal-tape-compatible. The unit



incorporates: true VU recording meters, peak-level LEDs, Dolby noise reduction, switchable limiter, and low-impedance microphone inputs. Rated power consumption is 5.5 watts maximum. Size: 9 3/8" x 6 5/8" x 1 7/8" (237 x 168 x 48 mm); weight: 3.75 lb (1.7 kg), with battery. \$700.

CIRCLE NO. 96 ON FREE INFORMATION CARD

Dc-Powered Portable Soldering Iron



M.M. Newman Corp., has introduced the Antex Model MLX 12 portable soldering iron. The iron can be powered by any 12-volt dc source capable of supplying 2 amperes, such as car or boat batteries. Employing replaceable, plated tips that slide over the heating element, the iron is said to attain a tip temperature of 800° F (427° C) in less than two minutes from a cold start. Its 8-inch, 1.25-oz plastic handle is claimed to be heat-resistant and to remain cool during use. Leads 15-ft (4.6-m) long terminate with large alligator clips for connection to the power source. Comes with a vinyl carrying case. \$19.95.

CIRCLE NO. 97 ON FREE INFORMATION CARD

Home Remote Control System

Consumer Electronics Systems' Command Base is a digital remote control system for the home. The Model TXR Command Base Transceiver, the heart of the system, impresses a digital pulse train onto the ac power line to turn on or off any of a number of remote appliance controllers. The Model CS-300 Table Top Station will control up to 300 watts; the Model

No matter how good your present stereo system, we can improve it! Here's proof.




Add effortless clarity and transparency with our new Omnitec™ series Vector-Aligned™ dual magnet cartridge or AT30E moving coil cartridge with user-replaceable stylus.



Laboratory precision is the hallmark of every A-T tone arm for home, studio, or disco.



You might pay \$1000 or more for speakers almost as good as these remarkable electrostatic stereophones.



Use our complete line of record and stylus cleaners to keep your collection sounding great years from now.



LIFESAIVER is the first truly complete record preservative. Stops static and record wear for years.



Create your own award-winning tapes with Audio-Technica studio-quality microphones.




Make it all worthwhile with thrilling direct-to-disc and digitally-mastered performances from around the world.

When you add Audio-Technica, you multiply listening enjoyment. At leading audio stores. Write for catalog and dealer list, today.

audio-technica.
INNOVATION □ PRECISION □ INTEGRITY
AUDIO-TECHNICA U.S., INC., Dept. 70P
1221 Commerce Drive, Stow, Ohio 44224

Catch the fastest C-meter under \$200

the autoranging B&K-PRECISION 830



Model 830 \$199
Model 820 \$140 (not shown)

B&K-PRECISION was the first company to offer a lab-quality capacitance meter for under \$150, now we're first with autoranging for under \$200. The new 830 is fast, accurate and built with famous B&K-PRECISION dependability.

The 830 offers features that are tough to match at any price, such as 0.1 pF resolution, large 3½-digit LCD display and fuse protection against charged capacitors. Basic accuracy is 0.2%, much greater than the tolerance of most capacitors. Measurement range extends to 199.9 mF.

Simplicity of operation is another strong suit for the 830. For checks limited to a narrow value range, the "range hold" capability can lock the 830 onto one range—an added time saver. This feature, along with its fast reading time, makes the 830 especially valuable for incoming inspection applications.

For applications suited to manual ranging, B&K-PRECISION offers the LED readout 820 at an even lower cost.

With either B&K-PRECISION C-meter you can, measure unmarked capacitors... verify capacitor tolerance... measure cable or switch capacitance... match capacitors for critical applications... measure complex capacitor networks... set trimmer capacitors.

For more information, contact your local distributor and see why B&K-PRECISION is now the leading supplier of digital capacitance meters.


BK PRECISION
DYNASCAN
CORPORATION

6460 West Cortland Street
Chicago, Illinois 60635 • 312/889-9087

Int'l. Sls., 6460 W. Cortland St., Chicago, IL 60635
Canadian Sales: Atlas Electronics, Ontario

CIRCLE NO. 9 ON FREE INFORMATION CARD

CS-500 Wall Switch Station up to 500 watts; and the Model CS-1000 Plug-In Station as much as 1000 watts. The Command Base Transceiver has LEDs to indicate whether or not the appliance that has been ordered on is in fact drawing power.



Each remote controller also has a manual on/off switch. A sequencing mode can be used to enhance security controllers in a predetermined order. Command Base system units can be connected to a single-phase 117-volt line or to either phase or both phases of a two-phase, 117-volt line. Each Command Base package includes one Model TXR Transceiver, one Model CS-300 Table-Top Station, and one Model CS-1000 Plug-In Station. Additional transceivers and power controllers (as well as optional Alert Stations and Surveillance Motion Sensors) can be added.

CIRCLE NO. 98 ON FREE INFORMATION CARD

Cambridge Bookshelf Speaker System

With its rated -3-dB point of 27 Hz, the Cambridge Model 310 three-way acoustic-suspension speaker system is said to have a deeper bass response than any other bookshelf speaker on the market. Overall power response is rated at 30 to 20,000 Hz ± 1.5 dB. Harmonic distortion is rated at less than 0.5% down to 40 Hz at a 20-watt input level. The Model 310 is said to deliver peak sound-pressure levels of 100 dB. \$350.

CIRCLE NO. 99 ON FREE INFORMATION CARD

5/8-Wavelength CB Base Antenna

Antenna Specialists' new Model M-2117 is a 5/8-wavelength omnidirectional antenna designed for CB base station use. It employs a 22-foot (6.6-meter) vertical radiator made from aircraft-grade aluminum with swaged joints. Four 9-foot (2.5-meter) quarter-wavelength aluminum radials provide a ground plane for the vertical element. The antenna's input transformer is said to be dc grounded for both lightning protection and reduced noise pickup, and is protected from the elements by a plastic jacket. Rated gain is 5.3 dB over a conventional quarter-wave ground plane antenna. Mounting hardware is included. \$42.95

CIRCLE NO. 100 ON FREE INFORMATION CARD

Handy RCA Phono Plug Adapter

A plug-in adapter that converts an RCA phono jack to single or double banana plugs and binding posts has been announced by ITT Pomona. The adapter is isolated and has gold-flashed solder turrets that allow permanent noise-free addition of components for series/parallel compensation networks. The Model 4728 adapter's binding posts are on standard 19.05-mm (0.75") centers with 4.22-mm (0.166") diameter banana jacks. Also available is the Model 4729 which has no solder turrets or isolation. \$10.85 for Model 4728, \$9.50 for Model 4729. Address: ITT Pomona Electronics, 1500 E. 9 St., Pomona, CA 91766.

Cetec Vega Wireless Microphones

Cetec Vega is introducing two handheld, FM wireless microphones: Model 80 is equipped with an Electro-Voice No. EV-671 cardioid dynamic microphone element, and Model 81 employs a Shure No. SM-58 cardioid dynamic element. Of the two, Model 80 is 2 ounces (57 g) lighter and ½" (1.3 cm) shorter. Rated frequency response of each is ± 1 dB from 100 to 12,000 Hz and ± 2 dB from 40 to 15,000 Hz; rated r-f power output is 50 mW for a claimed range up to 1000 ft. (305 m). The antenna is incorporated in the microphone housing. A 9-volt alkaline battery is said to power the unit for up to 9 hours in continuous use. Operating frequencies lie from 150 to 216 MHz. Cetec Vega wireless systems are available with or without the company's Dynex 2:1 compander. Rated S/N is 70 dB without Dynex and 90 dB with Dynex.

CIRCLE NO. 84 ON FREE INFORMATION CARD

Real-Time Audio Analyzer Kit

Logical Systems' Model 1081 Real-Time Audio Analyzer employs a matrix of 81 LEDs to display a musical signal's energy distribution across the ten audible octaves. Active filters with Qs of 2.9 and ISO center frequencies (31.2, 62.5, 125, 250 and 500 Hz; 1, 2, 4, 8 and 16 kHz) are used, and the display's vertical resolution is 3 dB per step with a rated accuracy of 0.5 dB per step. Nominal input level is 1 volt across 100,000 ohms. Barrier-block and phono-jack inputs are provided, as well as an input jack for a dynamic microphone. Built into the Analyzer is a diagnostic frequency-swept signal source. The Model 1081 Real-Time Analyzer comes in kit form with all components, an assembly and operations manual, and a black anodized, rack-mountable enclosure measuring 19" \times 7" \times 3½" \$179.00.

CIRCLE NO. 85 ON FREE INFORMATION CARD

NOW AVAILABLE!

WATT WIZARD™

POWER FACTOR CONTROLLER CUTS THE COST OF RUNNING ELECTRIC APPLIANCES BY AS MUCH AS 50% -- AND YOU CAN EVEN SEE THE SAVINGS!

For over a year now, in magazines and newspapers the world over, there have been enthusiastic write-ups on a remarkable new device that can cut your electric bill while helping the U.S. save huge quantities of fuel.

"The NASA/Nola power saver," wrote a **Popular Science** senior editor, "was developed by Frank Nola at NASA's George C. Marshall Flight Center as an offshoot of a program to reduce power consumption in spacecraft motors. Nola calls it a PFC — power-factor controller. I prefer to call it a power saver, however, because that's what it does."

NASA TESTED IT

According to Clyde S. Jones of NASA, "The device has been tested at Marshall Center on over 40 types of motors, with power savings ranging up to 60%, depending on the loading. The motors tested were both single-phase and three-phase, ranging from 1/2 H.P. to 5 H.P. Most motors will show up to 40-to-50% savings when running lightly loaded or unloaded, and some will show 5-to-7% savings at rated load."

NASA's Technical Support Package showed the test results and noted that "The Power Factor Controller applies to induction type electric motors — the most commonly used type in all major home appliances and the most commonly used by industry."

HOW IT SAVES POWER

Popular Electronics explained it this way: "AC induction motors characteristically run at a nearly constant speed that's fixed by power-line frequency and independent of load and supply voltage. When heavily loaded, the motor draws line current that is nearly in phase with the applied voltage... Under light load conditions, the motor develops less torque by allowing more lag between the voltage and current. This reduces the power factor while leaving the current essentially the same in magnitude.

"Though the low power factor means that conversion of electricity to mechanical power is small, the large current causes considerable (heat) losses in the supply lines and motor windings. This is what reduces efficiency.

"To minimize this waste, Nola's device monitors the motor's power factor and, when it detects light load conditions, it reduces the supply voltage... The current, now more nearly in phase with the voltage, therefore does as much useful work as before, but it and the voltage are smaller, resulting in a net savings of electric power."

THE SAVINGS CAN ADD UP

Like everything else, the cost of electric power keeps going up. Not only is the basic rate you pay going up, the power companies have now added on a "fuel adjustment" charge to help pay for running their generators. In 1980, 1981 and beyond, you'll pay more and more for the privilege of running your electric appliances.

*National Aeronautics
and Space Administration
Patent No. 4,052,648*

Right now, the typical consumer pays about \$8 per month to operate a 16.5 cu. ft. frost-free freezer... \$10 to run a 17.5 cu. ft. frost-free refrigerator... \$8.25 for an attic fan operating 12 hours a day... and about \$60 for an air conditioner used during summer months. It's not hard to figure out what you're paying per year just to run **one** of these appliances. And in many parts of the country, the cost is even higher.

That's why Nola's power saver can soon pay for itself, then start reducing your electric bills — the amount of savings, of course, depending on which appliance(s) you use it with.

There's just one catch. Until now, the device has not been **available** — except for industrial models priced at \$80 or more.

INTRODUCING THE WATT WIZARD


Cynex, an American manufacturer of electrical and electronic products and a prime contractor for the U.S. Government, has been licensed by NASA to manufacture Frank Nola's power saver. Cynex calls it the Watt Wizard.

"The Watt Wizard," says Ray Beauchea, the firm's Marketing Director, "regulates the voltage fed into an induction motor, reducing or boosting power as required, when loads go up or down. Simply stated, it makes motors run more efficiently, especially when idling. It reduces motor heat, affording longer motor life and reducing the amount of air conditioning required for cooling (rooms) in summer months. It saves electric power, because kilowatt hours are greatly reduced. And it causes the motor to run quieter."

SIMPLE TO USE

Cynex makes several models of the Watt Wizard (all with solid state design), including the 110 V AC plug-in model we're offering. It's for single phase fractional H.P. motors (less than 1 H.P.) which is the type used in most made-for-the-home freezers, refrigerators, window and attic fans, swimming pool pumps, furnace fans, vacuum cleaners, sewing machines, power drills, etc.

Simply plug the Watt Wizard into any electric outlet, then plug the appliance into the Watt Wizard. There's no wiring required. Unlike some competitor's models (if and when available), the appliance does **not** have to be turned on before being plugged into the power saver. You can leave the appliance — whether on or off — plugged into the Watt Wizard all the time. Or you can move the Watt Wizard to various locations, depending on which appliance is being used. (Better yet, order several Watt Wizards.)



MERCURY 1980

OTHER MODELS AVAILABLE

Air conditioners, washers and dryers require wire-in model. If you lack mechanical skill, you probably need an electrician to install it. We also offer it in 220 VAC single or three-phase.

ADVANCE FEATURES

The Watt Wizard also includes two more unique features. It's fused, so if you accidentally overload the device, it won't burn out. Just change the fuse, which is available at any auto supply store.

And the Watt Wizard features an LED readout, so you can actually tell, at any moment, exactly how much power you're saving — 10%, 20%, 30%, 40% or 50%.

There's a "Power On" light, too. And the Watt Wizard comes with the manufacturer's 1-year limited warranty.

LOW COST — AND A TAX CREDIT

We're offering the Watt Wizard for only **\$39.95**, with **immediate delivery**. Want two? Then it's just **\$37.95** each. Or splurge and get three at **\$34.95** each. Wire-in models for heavy duty motors are **\$6** more for each unit. Add just **\$2.50** postage/handling for each **order** (not each unit).

And next year, when you fill out your tax return, you can deduct a full 15% energy tax credit — for additional savings.

30-DAY MONEY-BACK GUARANTEE

Try the Watt Wizard for up to 30 days. If not completely satisfied, return it (insured) for a full refund.

The sooner you send for the Watt Wizard, the more you can save on your electric bills. To order, send your check or money order to the address below. Or charge it to your Visa, MasterCharge, American Express or Carte Blanche credit card. If using your charge card, you can also order via our toll-free phone number:

800-257-7850

(In New Jersey, Call: 800-322-8650)
N.J. residents, add 5% sales tax.

Or mail your order to:

Dept P 4, Lakewood Plaza
Lakewood, N.J. 08701



The Imagination People®



Entertainment Electronics

By Harold A. Rodgers
Executive Editor

Pseudoacoustics

THE listening environment, it has been said, is the final frontier of high fidelity. While its finality as a domain of endeavor may be in doubt, its importance to the faithful rendition of music is undeniable. This is borne out to a degree by the increasing number of signal-processing devices—graphic and parametric equalizers and delay “boxes”—addressed to the improvement of room acoustics and the emergence of loudspeakers designed to couple to room boundaries in ways that are close to optimum. The quadraphonic era itself can be seen as an expression of concern with room acoustics.

Most of the attention allotted to the listening room has been based in conventional wisdom: Is the frequency response at the listening position essentially flat? Is the reverberation time of the room correct? Do the speakers have “good” dispersion (whatever that may be)? While these approaches have yielded some worthwhile results, they have rarely been completely satisfactory. It seems now that there is another, possibly more productive, way of looking at the entire problem.

Using Psychoacoustics. In the early 1970s, the researchers M.R. Schroeder, D. Gottlob, and K.F. Siebrasse investigated what people actually heard in concert halls and what they prefer to hear. This they did by recording music in over 20 European halls using a dummy head with microphones as its “ears.” The recordings were then played back in an anechoic chamber to simulate the sound of the concert hall.

In actuality, carrying out this simulation is far from a simple task. If the sound is reproduced for the listener via headphones, it tends to become localized inside his head and does not remain stationary with small shifts in head position. Loudspeaker reproduction, an alternate possibility, allows crosstalk from the right channel to reach the left ear, and vice versa. Solution of the “inverse scattering” problem for sound diffraction around the human head allows this crosstalk to be cancelled.

Data amassed from analysis of listener preferences establish that after

sufficient reverberation, good bass response, and freedom from echoes, the most important parameter associated with a good concert-hall location is that the signals reaching the two ears be highly dissimilar. To put it another way, the signals at the left and right ears should show a low cross-correlation. This is an interesting result, and if we permit ourselves to speculate that listeners retain a similar preference for low interaural correlation when listening to their stereo systems, it may have important ramifications for listening-room acoustics.

A New Type of “Box”. If the approach to the “inverse scattering” problem used by Schroeder et al sounds familiar, it may well be because the “Sonic Hologram Generator” included in the Carver preamp works much the same way. Actually, the idea is not new. The earliest mention of it seems to be in a paper by the late Ben Bauer, and workers at JVC have experimented with variants of it as well. Bauer discussed it at the same time he introduced his well-known headphone crossfeed circuit to simulate loudspeaker listening via headphones. He noted that the process could be reversed to give a headphonelike experience via loudspeakers, but apparently did not create a working prototype.

Carver’s introduction of interaural crosstalk cancellation to commercial reality was a breakthrough in the sense that sonic enhancement comparable to, and in many ways superior to, what could be achieved by quadraphonics and time delay was now available from just two channels, not four. Since that time, others have developed processors designed to produce improved stereo from two channels. One of these new devices is the Omnisonic Imager, made by Omnisonix, Ltd., P.O. Box 307, Wallingford, CT 06942.

Where Carver has specifically stated that the operation of the Hologram depends on the use of delayed signals crossfed between the channels and phased to cancel interaural crosstalk at the listener’s ears, Omnisonix makes no such claims. The Omnisonic Imager is said to “create a . . . sound environment that al-

lows the listener to experience what amounts to three-dimensional sound reproduction”

On the basis of subjective experience, I can attest that the Omnisonix product works quite well. It seems to remove virtual sound sources from the plane of the loudspeakers and distribute them at various positions in the listening space, adding a sense of front-to-back dimension at the same time. At times, some sounds appear to come from in back of the listener, which is a startling effect, given that sound is being radiated only from the front. Another effect the device produces is a greatly increased sense of ambience or “spaciousness.” As one might expect from a modern electronic device, no traces of audible noise or distortion sully the Omnisonic Imager’s output.

On comparison of the Omnisonix and the Carver, I found no immediately obvious basis for concluding that one sounds more “right” than the other, but the two sound quite different. The Omnisonix has the edge on dramatic ambience, while the Carver produces a wider stereo image and a somewhat more definite location of sound sources. Both sound best at the “sweet spot” midway between the speakers, but where the Carver image deteriorates quickly as one moves from that favored location, the Omnisonix is more tolerant of off-center location. Bass boost, unintentional in the Carver but purposeful in the Omnisonix, is characteristic of both; in each I preferred to cancel this with tone controls as best I could. Interestingly, although it is not clear why this should be the case, the devices are compatible and produce interesting effects in combination. Explanations of how these arise will have to wait until both companies reveal more de-



The Omnisonic Imager.

tails about how the products work. All we know of the Omnisonic Imager is that it uses interchannel crossfeed and bass boost.

The Ambient Benefits. Curiously, both of these devices, although capable of optimum effect only for a listener at a fairly precise location in the room, enhance the sound at other locations too. Clearly, this cannot be a result of crosstalk cancellation, for

IS YOUR TAPE
FADING
EVERY TIME
YOU PLAY?

If lately your favorite recordings sound like they're gradually unrecording, it could be the tape they're on.

You see the oxide particles on some tapes just aren't bound on very well. And when the oxide particles come off, your music could come off sounding faded and weak.

Maxell, however, has developed a unique binding process that helps stop those oxide particles from taking a hike. We also polish our tape to a mirror finish to reduce friction, the major cause of oxide shedding.

So with Maxell, even if you play a tape over and over, the music won't disappear before your very ears.



IT'S WORTH IT.

Maxell Corporation of America, 60 Oxford Drive, Manasquan, N.J. 07074

CIRCLE NO. 36 ON FREE INFORMATION CARD

FREE HEATHKIT® CATALOG



400 electronic kits:

Stereo components, color TV's, computers, test instruments, electronics educational programs, amateur radio gear — things you've always wanted, now at low kit prices.

Discover the fun of kit building:

It's a great way to relax in your spare time, resulting in beautiful things you'll be proud to have in your home. And it's easy. The famous Heathkit illustrated manuals make it easy for anyone to build reliable craftsman-like kits.

Send today!

It costs nothing to discover the complete line of Heath electronic kits. Don't miss it. Clip and mail the coupon now.

Heathkit

If coupon is missing, write:
Heath Company, Dept. 010-672
Benton Harbor, MI 49022

Heathkit

Heath Company,
Dept. 010-672
Benton Harbor, MI 49022

Send my free Heathkit Catalog now.
I am not currently receiving your catalog.

Name _____

Address _____

City _____ State _____

CL-730 Zip _____

CIRCLE NO. 29 ON FREE INFORMATION CARD

this cannot be accomplished more than a short distance away from the intended location. Corroborating this conclusion is the observation that a noticeable change is heard in headphone listening when these devices are used, and significant interaural cross-talk, of course, cannot arise under these conditions at all.

On the basis of listener preference for relatively uncorrelated signals at the ears, it is possible to conjecture that in each of these systems, the crossed signals make the left and right channels less correlated than they otherwise might be. As a result, the "acoustics" of the recording, stereo system, and room in combination improve. Interesting too is the fact that low ceilings—one of the factors found to create strongly correlated reflections in concert halls—are common in living rooms. As the Omnisonic and Carver processors, unlike that used by Schroeder and co-workers, are not intended for use in anechoic chambers, their designers may have had to take room reflections into account. Compensation for such reflections may well improve the acoustics at many points in the room.


Whatever the exact explanation of the workings of these devices, they are certainly enjoyable. Another tantalizing property that we've noted in them is the ability to make near-field listening (sound sources within a few inches of the ears) more plausible. A report on that will come in the future. Also on the way is an image-enhancement box from Sound Concepts.

Some Thoughts on Signal Processing.

Recently, while listening to a dbx-encoded disc, I heard something in the dynamics of the music that seemed a bit strange. My first thought was: "Aha—something fooled that box into making a false transient." Some reflecting on this convinced me that this was not necessarily a fair conclusion, as the only reason I had fixed on that particular transient was that I hadn't expected it to sound that way. Considering the very short time for which I had heard it, to conclude that the transient was not as the conductor and engineer had planned was rash. Were it otherwise, any unexpected happening in a recording could be dismissed by the listener as an error.

If there is any lesson that is to be learned here, it is that full enjoyment of a signal-processing device depends on trusting it implicitly. Most manufacturers of these devices have not told us enough to inspire such trust. Even demonstrating a double-ended compander (a la dbx, Dolby, or High-Com) against master tapes does not settle the issue, for no manufacturer seems likely to demonstrate his product at its worst. Yet the worst-case performance is precisely the point of greatest interest.

What would help, in my opinion, is more information: psychoacoustic theory on which operating parameters are decided, results of tests, simple checks to establish that the equipment is working correctly, etc. Often, in the service of keeping proprietary secrets, such information is concealed. However, releasing more of it to the public could make a substantial contribution to credibility. ♦



Audiophile Recordings

DUKAS: *The Sorcerer's Apprentice*; CHABRIER: *España*; DEBUSSY: *Fetes* from *Nocturnes*; and *Prelude* to the *Afternoon of a Faun*. Zoltan Rozsnyai conducting the Philharmonica Hungarica. M & K Realtime Records RT-202 (dbx PS-1005). This is another of the new digital recordings, pre-encoded in the dbx compander format and playable only with a dbx decoder. This disc makes good use of the fact that dbx processing allows lower cutting levels, for its loudest passages are free of the incipient signs of strain heard from even fine phono cartridges when recorded velocities get too high. Let the system gain wiggle instead of the stylus. The sound of the orchestra is very well captured, and the performances are, in general, very neat as well as expressive and elegant. But here, as elsewhere in specialty discs, the tendency to produce excerpts rather than whole selections and keep the program "light" is still evident.

JON JARVIS: *EVOLUTIONS I*. Crystal Clear CCS-8004. Each side of this album consists of a single, nonstop free improvisation. There are some nice moments in the music, and some luscious, well recorded piano sound, too. It may be that I am missing the essential spontaneity of the work, but I found the arbitrary sequences of musical ideas a bit distracting and in need of some unification. The music darts, dodges, and changes direction as though it were the background for an animal cartoon (there he is running from the dog . . . now climbing . . . now falling . . . whew, safe home at last), but without the cartoon. It is unfortunate that Jarvis didn't tell *what* he was improvising on. That would let the listener into the game too. Th-th-that's all folks!



Write and run programs—the very first night—even if you've never used a computer before!

You're up and running with video graphics for just \$99.95 — then use low cost add-ons to create your own personal system that rivals home computers sold for 5-times ELF II's low price!

Featuring **RCA 1802 COSMAC CPU**
Own a powerful home computer system, starting for just \$99.95—a price that gets you up and running the very first night... with your own TV for a video display. \$99.95 ELF II includes RCA 1802 8-bit microprocessor addressable to 64k bytes with DMA, interrupt, 16 registers, ALU, 256 byte RAM, full hex keyboard, two digit hex output display, stable crystal clock for timing purposes, RCA 1801 plug-in IC to display your programs on any video monitor or TV screen and 5-slot video expansion bus (less connectors) to expand ELF II into a giant!
ELF II Explodes Into A Giant!
Master ELF II's \$99.95 capabilities, then expand with GIANT BOARD KLUGE BOARD 4k RAM BOARDS TINY BASIC ASCII KEYBOARD LIGHT PEN ELFBUG MONITOR COLOR GRAPHICS & MUSIC SYSTEM TEXT EDITOR ASSEMBLER DISASSEMBLER VIDEO DISPLAY BOARD and, another great reason for getting your ELF now—

BREAKTHROUGH!

Netronics proudly announced the release of the first 1802 FULL BASIC, written by L. Sandlin, with a hardware floating point RPN math package (requires 8k RAM plus ASCII and video display boards), \$79.95 plus \$2 p&h. Also available for RCA VIP and other 1802 systems Board includes area for a ROM version.

Master This Computer In A Flash!

Regardless of how minimal your computer background is now, you can learn to program an ELF II in almost no time at all. Our *Short Course On Microprocessor & Computer Programming*—written in non technical language—guides you through each of the RCA COSMAC 1802's capabilities, so you'll understand everything ELF II can do... and how to get ELF II to do it! Don't worry if you've been stumped by computer books before. The *Short Course* represents a major advance in literary clarity in the computer field. You don't have to be a computer engineer in order to understand it. Kept to ELF II, it's loaded with "hands on" illustrations. When you're finished with the *Short Course*, neither ELF II nor the RCA 1802 will hold any mysteries for you.

In fact, not only will you now be able to use a personal computer creatively, you'll also be able to read magazines such as BYTE INTERFACE AGE POPULAR ELECTRONICS and PERSONAL COMPUTING and fully understand the articles. And, you'll understand how to expand ELF II to give you the exact capabilities you need!

If you work with large computers, ELF II and the *Short Course* will help you understand what they're doing.

Get Started For Just \$99.95, Complete!

\$99.95 ELF II includes all the hardware and software you need to start writing and running programs at home, displaying video graphics on your TV screen and designing circuits using a microprocessor—the very first night—even if you've never used a computer before.

ELF II connects directly to the video input of your TV set, without any additional hardware. Or, with an \$8.95 RF modulator (see coupon below), you can connect ELF II to your TV's antenna terminals instead.

ELF II has been designed to play all the video games you want including a fascinating new target/missile gun game that was developed specifically for ELF II. But games are only the icing on the cake. The real value of ELF II is that it gives you a chance to write machine language programs—and machine language is the fundamental language of all computers. Of course, machine language is only a starting point. You can also program ELF II with assembly language and tiny BASIC. But ELF II's machine language capability gives you a chance to develop a working knowledge of computers that you can't get from running only

pre-recorded tape cassettes.

ELF II Gives You The Power To Make Things Happen!

Expanded, ELF II can give you more power to make things happen in the real world than heavily advertised home computers that sell for a lot more money. Thanks to an ongoing commitment to develop the RCA 1802 for home computer use, the ELF II products—being introduced by Netronics—keep you right on the outer fringe of today's small computer technology. It's a perfect computer for engineering, business, industrial, scientific and personal applications.

Plug in the GIANT BOARD to record and play back programs, edit and debug programs, communicate with remote devices and make things happen in the outside world. Add Kluge (prototyping) Board and you can use ELF II to solve special problems such as operating a complex alarm system or controlling a printing press. Add 4k RAM Boards to write longer programs, store more information and solve more sophisticated problems.

ELF II add-ons already include the ELF II Light Pen and the amazing ELF-BUG Monitor—two extremely recent breakthroughs that have not yet been duplicated by any other manufacturer.

The ELF-BUG Monitor lets you debug programs with lightning speed because the key to debugging is to know what's inside the registers of the microprocessor. And, with the ELF-BUG Monitor, instead of single stepping through your programs, you can now display the entire contents of the registers on your TV screen. You find out immediately what's going on and can make any necessary changes.

The incredible ELF II Light Pen lets you write or draw anything you want on a TV screen with just a wave of the "magic wand." Netronics has also introduced the ELF II Color Graphics & Music System—more breakthroughs that ELF II owners were the first to enjoy!

ELF II Tiny BASIC

Ultimately, ELF II understands only machine language—the fundamental coding required by all computers. But, to simplify your relationship with ELF II, we've introduced an ELF II Tiny BASIC that makes communicating with ELF II a breeze.

Now Available! Text Editor, Assembler, Disassembler And A New Video Display Board!

The Text Editor gives you word processing ability and the ability to edit programs or text while it is displayed on your video monitor. Lines and characters may be quickly inserted, deleted or changed. Add a printer and ELF II can type letters for you—error free—plus print names and addresses from your mailing list!

ELF II's Assembler translates assembly language programs into hexadecimal machine code for ELF II use. The Assembler features mnemonic abbreviations rather than numerics so that the instructions on your programs are easier to read—this is a big help in catching errors.

ELF II's Disassembler takes machine code programs and produces assembly language source listings. This helps you understand the programs you are working with—and improve them when required.

The new ELF II Video Display Board lets you generate a sharp, professional 32 or 64 character by 16 line upper and lower case display on your TV screen or video monitor—dramatically improving your unexpanded \$99.95 ELF II. When you get into longer programs, the Video Display Board is a real blessing!

Now Available!

A-D/D-A Board Kit includes 1 channel (expandable to 4) D-A, A-D converters, \$39.95 plus \$2 postage & handling.

PILOT Language—A new text-oriented language that allows you to write educational programs on ELF II with speed and ease! Write programs for games... unscrambling sentences... spelling drills... "fill in the missing word" tests, etc.! PILOT is a must for any ELF II owner with children. PILOT Language on cassette tape, only \$19.95 postpaid!


Game Package on cassette tape (requires 4k RAM), \$9.95 plus \$2 postage & handling.

Clip Here and Attach to Your Order Below!

Netronics R&D Ltd., Dept PE-7
333 Litchfield Road, New Milford, CT 06776

Yes! I want my own computer! Please rush me—

- RCA COSMAC ELF II kit at \$99.95 plus \$3 postage and handling (requires 6.3 to 8 volt AC power supply)
- Power Supply (required) \$4.95 postpaid
- RCA 1802 User's Manual \$5 postpaid
- Tom Pittman - Short Course On Microprocessor & Computer Programming teaches you just about everything there is to know about ELF II or any RCA 1802 computer. Written in non technical language it's a learning breakthrough for engineers and laymen alike \$5 postpaid
- Deluxe Metal Cabinet with plexiglas dust cover for ELF II \$24.95 plus \$2.50 p&h
- I am also enclosing payment (including postage & handling) for the items checked below!
- Tom Pittman's Short Course on Tiny Basic for ELF II \$5 postpaid
- I want my ELF II wired and tested with power supply, RCA 1802 User's Manual and Short Course—all for just \$149.95 plus \$3 p&h



- GIANT BOARD™ kit with cassette I/O RS 232 C/TTY I/O, 8 bit P I/O, decoders for 14 separate I/O instructions and a system monitor/editor. \$39.95 plus \$2 p&h
- Kluge (Prototyping) Board accepts up to 16 IC's \$17.00 plus \$1 p&h
- 4k Static RAM kit. Addressable to any 4k page to 64k \$89.95 plus \$3 p&h
- Gold plated 86-pin connectors (one required for each plug-in board) \$5.70 ea. postpaid
- Expansion Power Supply (required when adding 4k RAM) \$34.95 plus \$2 p&h
- Professional ASCII Keyboard kit with 128 ASCII upper/lower case set, 96 printable characters, onboard regulator, parity logic selection and choice of 4 hand shaking signals to mate with almost any computer \$64.95 plus \$2 p&h
- Deluxe metal cabinet for ASCII Keyboard, \$19.95 plus \$2.50 p&h
- Video Display Board kit lets you generate a sharp professional 32 or 64 character by 16 line upper and lower case display on your TV screen or video monitor—dramatically improving your unexpanded \$99.95 ELF II (fits inside ASCII keyboard cabinet) \$89.95 plus \$2 p&h
- ELF II Tiny BASIC on cassette tape. Commands include SAVE, LOAD, X, Y, Z, DISASSEMBLER on cassette tape takes machine code

26 variables: A-Z LET IF/THEN INPUT PRINT GO TO GO SUB RETURN END REAM CLEAR LIST ABUN PLOT PEAK POKK Comes fully documented and includes alphanumeric generator required to display alphanumeric characters directly on your TV screen with our additional hardware. Also plays lock-tack toe plus a drawing game that uses ELF II's hex keyboard as a joy stick. 4k memory required. \$14.95 postpaid
- Tom Pittman's Short Course on Tiny Basic for ELF II \$5 postpaid
- ELF-BUG™ Deluxe System Monitor on cassette tape. Allows displaying the contents of all registers on your TV at any point in your program. Also displays 24 bytes of memory with full addresses, blinking cursor and auto scrolling. A must for the serious programmer! \$14.95 postpaid
- Text Editor on cassette tape gives you the ability to insert, delete or edit lines and words from your programs while they are displayed on your video monitor. (Add printer and you can use ELF II to type error free letters plus insert names and addresses from your mailing list.) \$19.95 postpaid
- Assembler on cassette tape translates assembly language programs into hexadecimal machine code for ELF II use. Mnemonic abbreviations for instructions (rather than numerics) make programs easier to read and help prevent errors. \$19.95 postpaid
- Disassembler on cassette tape takes machine code

PHONE ORDERS ACCEPTED!
Call (203) 354-9375

Total Enclosed \$ _____ (Conn. res. add. tax)
CHARGE IT! Exp. Date _____
 Visa Master Charge (Bank # _____)
Account # _____

programs and produces assembly language source listings to help you understand and improve your programs \$19.95 on cassette tape

SAVE \$9.00—Text Editor, Assembler & Disassembler purchased together: only \$49.95! (Require Video Dis. Board plus 4k memory.)

ELF II Light Pen, assembled & tested: \$7.95 plus \$1 p&h

ELF II Color Graphics & Music System Board kit \$49.95 plus \$2 p&h

ELF II connects directly to the video input of your TV set without additional hardware. To connect ELF II to your antenna terminals instead, order RF Modulator \$8.95 postpaid

Coming Soon: A-D D-A Converter, Controller Board and more!

Print Name _____
Address _____
City _____
State _____ Zip _____

DEALER INQUIRIES INVITED

By Netronics

ASCII/BAUDOT,
STAND ALONE



COMPLETE FOR ONLY \$149.95

The Netronics ASCII/BAUDOT Computer Terminal Kit is a microprocessor-controlled, stand alone keyboard/terminal requiring no computer memory or software. It allows the use of either a 64 or 32 character by 16 line professional display format with selectable baud rate; RS232-C or 20 ma. output, full cursor control and 75 ohm composite video output.

The keyboard follows the standard typewriter configuration and generates the entire 128 character ASCII upper/lower case set with 96 printable characters. Features include onboard regulators, selectable parity, shift lock key, alpha lock jumper, a drive capability of one TTY load, and the ability to mate directly with almost any computer, including the new Explorer/85 and ELF products by Netronics.


The Computer Terminal requires no I/O mapping and includes 1k of memory, character generator, 2 key rollover, processor controlled cursor control, parallel ASCII/BAUDOT to serial conversion and serial to video processing—fully crystal controlled for superb accuracy. PC boards are the highest quality glass epoxy for the ultimate in reliability and long life.

VIDEO DISPLAY SPECIFICATIONS

The heart of the Netronics Computer Terminal is the microprocessor-controlled Netronics Video Display Board (VID) which allows the terminal to utilize either a parallel ASCII or BAUDOT signal source. The VID converts the parallel data to serial data which is then formatted to either RS232-C or 20 ma. current loop output, which can be connected to the serial I/O on your computer or other interface, i.e., Modem.

When connected to a computer, the computer must echo the character received. This data is received by the VID which processes the information, converting to data to video suitable to be displayed on a TV set (using an RF modulator) or on a video monitor. The VID generates the cursor, horizontal and vertical sync pulses and performs the housekeeping relative to which character and where it is to be displayed on the screen.

Video Output: 1.5 P/P into 75 ohm (EIA RS-170) • Baud Rate: 110 and 300 ASCII • Outputs: RS232-C or 20 ma. current loop • ASCII Character Set: 128 printable characters—



BAUDOT Character Set: A B C D E F G H I J K L M N O P Q R S T U V W X Y Z - ? : ; ' () * + , . / 0 1 2 3 4 5 6 7 8 9 ' (=) ? ' a b c d e f g h i j k l m n o p q r s t u v w x y z () - _

Cursor Modes: Home, Backspace, Horizontal Tab, Line Feed, Vertical Tab, Carriage Return. Two special cursor sequences are provided for absolute and relative X-Y cursor addressing • Cursor Control: Erase, End of Line, Erase of Screen, Form Feed, Delete • Monitor Operation: 50 or 60Hz (jumper selectable).

Continental U.S.A. Credit Card Buyers Outside Connecticut
CALL TOLL FREE 800-243-7428

To Order From Connecticut Or For Technical Assistance, Etc. Call (203) 354-9375

Netronics R&D Ltd., Dept. PE-7
333 Litchfield Road, New Milford, CT 06776

Please send the items checked below—

- Netronics Stand Alone ASCII Keyboard/Computer Terminal Kit, \$149.95 plus \$3.00 postage & handling.
- Deluxe Steel Cabinet for Netronics Keyboard/Terminal In Blue/Black Finish, \$19.95 plus \$2.50 postage and handling.
- Video Display Board Kit alone (less keyboard), \$89.95 plus \$3 postage & handling.
- 12" Video Monitor (10 MHz bandwidth) fully assembled and tested, \$139.95 plus \$5 postage and handling.
- RF Modulator Kit (to use your TV set for a monitor), \$8.95 postpaid.
- 5 amp Power Supply Kit In Deluxe Steel Cabinet (±8VDC @ 5 amps, plus 6-8 VAC), \$39.95 plus \$2 postage & handling.

Total Enclosed (Conn. res. add sales tax) \$ _____

By—
 Personal Check Cashiers Check/Money Order
 Visa Master Charge (Bank # _____)

Acct. # _____
Signature _____ Exp. Date _____
Print Name _____
Address _____
City _____
State _____ Zip _____

Send Me More Information

Audio
Equipment
Reviews



Hafler Model DH-200 Basic Power Amplifier

by Julian Hirsch

Power MOSFETs in output stages provide awesome current capability.

THE Model DH-200 basic power amplifier from the David Hafler Company is a new design that, in some respects, advances the standards of audio performance. Its salient feature is the use of power MOSFETs instead of bipolar transistors in its output stages. Power delivery is rated at 100 watts/channel into 8 ohms from 20 to 20,000 Hz with no more than 0.002% total harmonic distortion and 0.005% intermodulation distortion from 1 to 100 watts. Rise time is specified at 2 microseconds, and slew rate is given as 30 volts/microsecond.

Unlike the bipolar transistor, whose gain increases as it becomes hotter until it catastrophically destructs, the MOSFET's gain falls off with rising temperature. This makes the MOSFET immune to thermal runaway and greatly simplifies the circuitry needed for its protection. It also eliminates the sonic aberrations attributed to

some of the protective circuits used with bipolar transistors. In the DH-200, a power-line fuse, thermal circuit breakers, individually fused dc power lines to the output stages, and speaker fuses provide all the necessary protection. None of these has any effect on the dynamic operation of the amplifier or its sound.

Finished in flat black, the amplifier measures 16" W × 10½" D × 5⅛" H (406 × 267 × 130 mm) and weighs 26 lb (11.8 kg). Price is \$299.95 for the kit, \$399.95 for the factory-wired version. Options include: 19" (483-mm) rack-mount panel for \$24.95; an input bridging circuit that converts the DH-200 into a 200-watt mono amplifier for \$24.95; multitap power transformer for operating the amplifier from 100-to-120-volt to 200-to-240-volt, 50/60-Hz power sources (standard transformer is for 117-volt, 60-Hz operation only) for \$25.00.

Laboratory Measurements. The FTC-mandated preconditioning period left the top cover of the DH-200 fairly hot directly above the output transistors but the heat sinks themselves were relatively cool. THD with an 8-ohm load at 1000 Hz was extraordinarily low, reaching a mere 0.003% at 130 watts. (The outputs clipped at about 135 watts/channel.) 1M distortion was 0.012% at 130 watts. With a 4-ohm resistive load, THD reached only 0.003% at 170 watts, with clipping at 193 watts.

Normally, to protect 8-ohm speakers from overdrive, the output lines of the DH-200 are fused at 2 amperes; but with low-impedance speakers, 5-ampere fuses can be used with safety. These, of course, limit the maximum continuous output into 2-ohm loads to 50 watts, a level at which THD was only 0.0022%. Short-term output capability was extraordinary—180

HEAR WHAT YOU'VE BEEN MISSING!

*Listen with an 801 Omnisonic Imager™,
a quantum leap forward in stereo reproduction!*

OMNISONIC IMAGERY™ IS HERE!

Our innovative state-of-the-art electronics create a totally unique sound environment never before possible. With an 801 Omnisonic Imager™, you can now experience the physiological sensation of what amounts to three-dimensional sound reproduction — what we call omnisonic imagery™ — from just two speakers! Sound appears to come from many sources in the listening area, depending on the quality of the signal source. A common reaction is to look about for other speakers. *And you don't have to sit rigidly fixed at a focal point between the speakers to enjoy omnisonic imagery™!*

RETROFITS TO MOST STEREO SYSTEMS!

Any unit with a tape monitor facility (internal tape loop) can mate with an 801 Omnisonic Imager™. It also has a built-in tape monitor button so you don't lose your existing tape monitor facility.

The 801 Omnisonic Imager™ works on any stereo source — FM, tapes, and records. You can record selections via the 801 Omnisonic Imager™ and replay them on conventional home-use stereo equipment.

Now that you've read all about our 801 Omnisonic Imager™, don't you think it's time to hear one? If we have stimulated your interest in seeking the finest sound reproduction in the purest sense, please ask your dealer for a live demonstration. If you have any questions, or need to know the name of the dealer nearest you, call or write to:

OMNISONIX, LTD.

P.O. Box 307
Wallingford CT U.S.A. 06492
(203) 239-6213

THREE DIMENSIONS IN SOUND!

Stereo without an 801 Omnisonic Imager™ produces sound from two distinct sources. Music from the speakers arrives at your ear, but most of it falls to the floor. The result is often "muddiness" and loss of presence. Only two dimensions result — volume level and stereo separation.

Stereo with an 801 Omnisonic Imager™ creates omnisonic imagery™ never before possible. Sound seems to come from the near and far. At times, it surrounds you, and appears to come from behind you and below you. The sound never has a chance to fall to the floor. It is so alive with movement that it envelopes you. Three dimensions — volume level, stereo separation, and omnisonic imagery™ are apparent with an 801 Omnisonic Imager™.

LIFETIME WARRANTY!

You get a lifetime warranty on the active circuitry, and one year on all other components (excluding case and line cord), provided your 801 Omnisonic Imager™ is used as specified.



Dealers — join our rapidly-growing network. Write to our Sales Dept. for details. Visit us in Booth D-22, Lobby Level at McCormick Place at the June CES, Chicago.

Omnisonic Imager™, Omnisonic Imagery™, "IBX", and Honeybox™ are trademarks of Omnisonix, Ltd.

CIRCLE NO. 45 ON FREE INFORMATION CARD

watts into 8 ohms (equivalent to an IHF Dynamic Headroom of 2.6 dB), 312 watts into 4 ohms, and a staggering 478 watts into 2 ohms. Clearly, the excellent performance of the amplifier is maintained even with extremely low load impedances. IHF clipping headroom, relative to the rated 100-watt output, was 1.3 dB at 8 ohms.

The low distortion of the DH-200 was maintained over the full audio bandwidth. Driving 8-ohm loads, the worst-case reading was 0.0012% at 20,000 Hz and rated power.

Frequency response was as flat as we could measure, with less than ± 0.25 dB variation between 20 and 20,000 Hz. Rise time was 2 microseconds, and the slew rate was 33 volts/microsecond, both figures slightly better than ratings. IHF slew factor was 7.5. With a full-power input drive level, the output waveform began to distort at 150 kHz. Input sensitivity, as rated, was 150 millivolts for a reference output of 1 watt (1.5 volts for the rated 100 watts). A-weighted noise output was less than 100 microvolts, which is better than the rated -90 dB relative to a 1-watt output, or -110 dB referred to rated output power.

User Comment. The test data for the DH-200 speaks eloquently for the excellence of its performance. Even an approximate measurement of the distortion levels in this amplifier requires the most advanced test equipment and special techniques. As for the sound of the amplifier, we can only state that, to us, a really good, properly operating amplifier has none of its own. Under any reasonable listening conditions that we could devise, the DH-200 sounded no different from other high-quality amplifiers to which we compared it. Of one thing we feel certain—it will never limit the sound

Building the Kit

The Hafler DH-200 is the easiest kit I have ever built. Working very slowly and triple-checking each step, I was able to complete it in 6 hours, 15 minutes. The amplifier worked perfectly on its initial trial and thereafter.

I do have some suggestions for anyone building this kit. Attaching the green wire to the RM lug No. 1 in step 43 is better done before capacitor CL is installed. In step 45, the 2 3/4" wire is a little too short; 3" would be fine.

My biggest complaint is that, while the assembly manual states that soldering leads to the circuit boards is simplified by temporarily removing the boards from the heat sinks, the builder is instructed to attach the heat sinks before the soldering is complete. I found it better to provide adequate working room by temporarily disconnecting the heat sinks. The few minutes required by these extra steps do not significantly lengthen assembly time.—Ed Buxbaum, Art Director

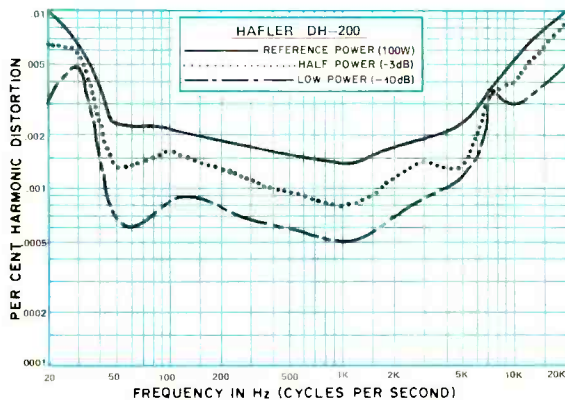
quality of a music system and, hence, deserves the best possible signal source and speaker systems.

One respect in which we would expect the DH-200 to excel (although it would be needed in relatively few home music installations) is its ability to deliver very high currents. We were told by Hafler that the amplifier can drive 10 amperes into a short circuit without damage. (It soon overheats and is shut off by its thermal circuit breakers.) We did not verify this, but in driving almost 500 watts into a 2-ohm load without clipping, the amplifier delivered a current exceeding 15 amperes on a short-term basis. Combined with the excellent stability of the amplifier (it is not significantly disturbed by heavy capacitive loads), this current capability suggests to us that it should be able to drive any speaker systems likely to be used in a home music system.

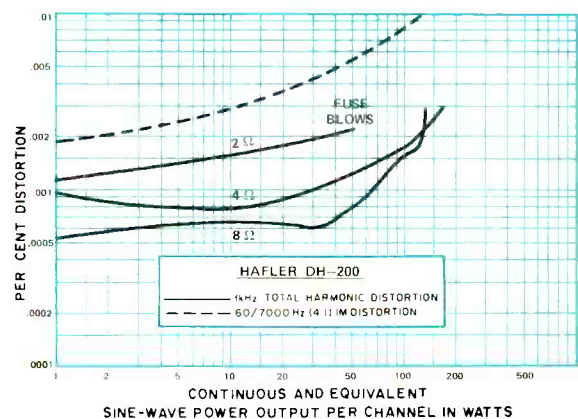
The toughest use test we could devise was to parallel several pairs of speaker systems presenting the amplifier with a load of slightly less than 2 ohms. We drove the speakers at the highest volume levels our ears would tolerate, switching between the DH-200 and another good amplifier of conventional design rated at only slightly less power. When the other amplifier was plainly clipping—and sounding "mushy"—the DH-200 was still delivering clean, undistorted sound. This is a big 100-watt amplifier that might well outperform amplifiers with higher power ratings when load impedances get low.

Considering the extraordinary performance of the Hafler DH-200, its price, especially in kit form, makes it something of a bargain. The kit represents one of the easier ways we know to save \$100 when assembling a music system.

CIRCLE NO. 100 ON FREE INFORMATION CARD



Distortion with 8-ohm load for three power levels.



1000-Hz THD, both channels driven, left measured.

Vector Research VCX-600 Cassette Deck

Motor transport is programmable
Automatic stop, rewind, and replay

THE Vector Research VCX-600 is a deluxe three-head cassette deck with a logic-controlled two-motor transport. Among its operating conveniences is a MEMORY system for automatic stop or replay when the tape has rewound to a 000 index counter reading. Rewind can be made to occur automatically at the end of a tape, permitting automatic repetition of a tape in whole or part.

The VCX-600, which is compatible with metal tapes, has a vernier bias adjustment for optimizing performance with different tape formulations. A programmable music search feature gives fast access to up to 8 recorded selections per cassette. Recording and playback levels are indicated on parallel rows of fast-responding green LEDs from -20 dB to 0 dB, with red LEDs from 0 to +8 dB.

The Vector VCX-600 is finished in black, with clearly contrasting white panel markings. Its overall dimensions are 17³/₈" W × 5⁵/₈" H × 14³/₄" D (440 × 142 × 375 mm), and it weighs 22 lb (10 kg). Suggested retail price is \$750.

General Description. The door over the cassette well is opened by pushing the EJECT button. Small momentary-contact pushbuttons, whose functions can be duplicated by an optional, plug-in remote-control accessory, actuate the transport solenoids. Lights adjoining the buttons show the recorder's operating mode. It is possible (except while recording) to go from any mode to any other without first using the STOP button.

With the recorder in PLAY, pressing either the REW/RVW or the FF/CUE button moves the tape at high speed, allowing modulation on the tape to be heard at a low level to aid in locating specific passages. When the button is released, the machine returns to PLAY. For normal FAST FORWARD or REWIND, the tape is first brought to a stop and one of the fast-speed buttons is touched momentarily.

The MEMORY system stops the tape when it has rewound to a 000 index counter reading. If the AUTO PLAY button is also engaged, the machine goes immediately into PLAY. In addition, AUTO REWIND automatically switches the machine to REWIND at the end of a tape.

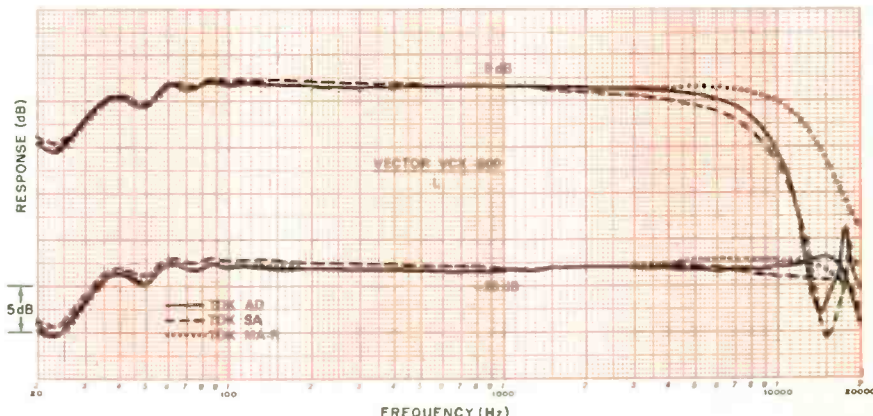
When MUSIC SEARCH is touched (in normal PLAY) a warning light on the panel starts to blink. A touch of REW/RVW or FF/CUE will, respectively, cause the tape to rewind to the beginning of that selection or advance to the beginning of the next selection; the recorder then goes back into normal PLAY.

A system called PROGRAMMABLE MUSIC SEARCH is controlled by buttons marked from 1 through 8, plus CLEAR. The user chooses the selections to be played by touching the appropriate buttons before pressing PLAY. The tape advances rapidly to the first selected segment and plays it, after which it advances to the next one, and so on. The program can be erased at any time by touching CLEAR. This feature, like MUSIC SEARCH, operates by sensing the quiet intervals between recorded selections, provided these are at least 3 seconds long.

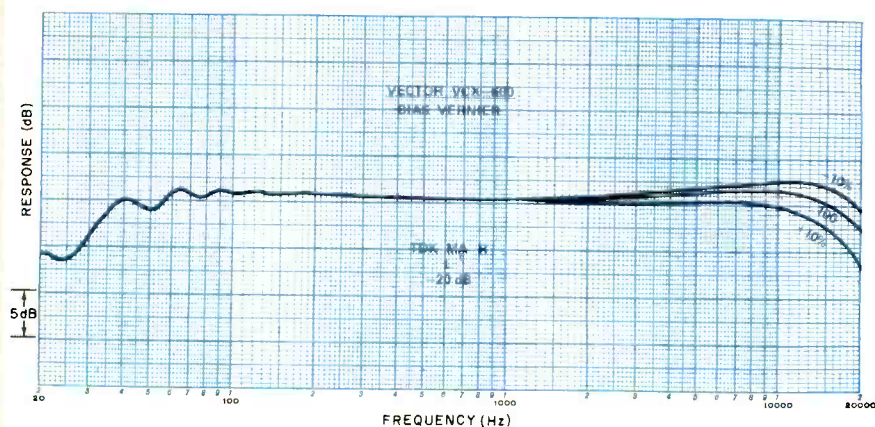
The LED level display reads peak program levels; its 0-dB index corresponds to the standard Dolby level of 200 nW/meter. Concentric knobs with a slip-clutch coupling set the recording levels for the two channels, and there is a separate playback level knob. Switches select bias and equalization for FE, CO, and METAL tapes. Equalization time constants are identified as 70 or 120 microseconds, and bias levels are expressed in terms of relative percentages: FE = 100%; CO = 150%; METAL = 250%. A small bias vernier knob adjusts each of these over a nominal ±10% range.

A single three-position switch turns on the Dolby system, with or without the 19-kHz FM stereo pilot filter. Another switch connects either the SOURCE or the TAPE playback programs to the line outputs.

Laboratory Measurements. The Vector VCX-600 is biased for TDK AD (FE), TDK SA (CO), and TDK MA-R (METAL) tapes, which were used for our laboratory evaluation. A 0-dB recording level was obtained with a line input of 55 millivolts; the corresponding playback output was 0.575 volts regardless of tape type.



Frequency response for three types of tape.



Frequency response for MA-R tape showing effect of bias vernier.

Sensitivity of the MIC input was 0.24 millivolts, with overload at a safe 53-mV level.

Recorded at a 0-dB level at 1000 Hz, AD and SA tapes produced about 1% third-harmonic distortion, while MA-R produced 1.4%. The respective levels corresponding to 3% (reference) distortion were +4, +5, and +4.5 dB. Signal-to-noise ratio was measured unweighted, with A-weighting, and using the Dolby system with CCIR/ARM weighting, for each of the tapes. AD gave readings of 50.5, 58, and 64.5 dB; SA 53.5, 59.7, and 66.5 dB; and MA-R 50, 59, and 65.5 dB. Noise increase for the MIC input at maximum gain was 3.5 dB, indicating a very quiet microphone preamp.

Erasure of a 0-dB, 1000-Hz recording left a residual signal level of -66 dB on SA and unmeasurable levels on the other tapes. Crosstalk between tracks (at 1000 Hz) was -58 dB, with a TDK AC-352 test tape.

Flutter of the transport, measured with a TDK AC-342 test tape, was a very low 0.04% weighted rms (JIS) and $\pm 0.07\%$ weighted peak (CCIR). Speed, measured on the basis of the 3000-Hz tone on the TDK AC-342 tape (whose accuracy is specified as 0.03%) was fast by about 0.9%. FAST FORWARD moved a C-60 tape over its length in 79 seconds; REWIND took 86 seconds.

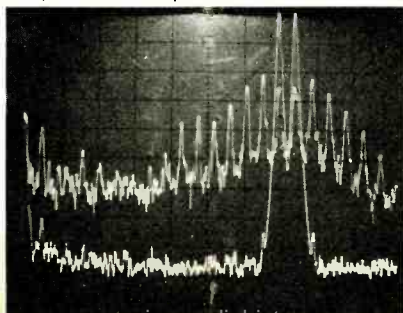
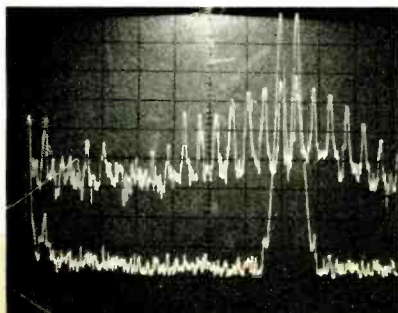
Record/playback frequency response was measured for each tape with the bias adjustment control at its nominal (center) setting. At a -20-dB recording level, all three tapes gave exceptionally flat response; AD was ± 1 dB from 40 to 17,500 Hz, SA was within +0.5, -1 dB from 40 to

18,000 Hz, and MA-R was within ± 1 dB from 40 to 16,000 Hz. The high-frequency response of each tape could be trimmed slightly with the bias control, but the center settings were close to optimum. We made a check of the METAL setting with Scotch Metafine and found that a -10% bias gave results much like those obtained with MA-R tape at the nominal setting.

Substantial differences between tapes were evident at a 0-dB recording level. With AD and SA tapes, the 0-dB playback curve intersected the -20-dB curve at 12,500 to 13,000 Hz; MA-R, on the other hand, gave about 15 dB more output at 13,000 Hz than the others, and its 0-dB and -20-dB curves did not intersect within the audio range. The test results confirmed the existence of additional headroom in metal-alloy tapes.

Spectrum-analyzer photographs give a dramatic illustration of the difference between metal alloy and oxide based tapes. The input signal (lower trace in each photo) consisted of 14,000 and 15,000 Hz at equal amplitudes, with a combined peak level equal to that of a 1000-Hz tone that gave a 0-dB meter reading. Frequency scan extends from 0 to 20,000 Hz, with a vertical scale of 10 dB per division. The upper trace is the playback from the recorder. Levels of the 14,000- and 15,000-Hz signals in the playback from the TDK AD and SA tapes are down by 23 to 25 dB compared to the input level. In addition, a large number of odd-order intermodulation products (up to the 13th order) fills the spectrum between 8000 and 20,000 Hz. TDK MA-R gives the two input tones a playback level 18 to 20

Spectra (upper traces) of playback response from combined 14- and 15-kHz tones for (l. to r.) TDK AD, SA, and MA-R tapes. Peak input level is equivalent to 0 dB at 1 kHz.



dB hi...
odd-order...
and 7th)...
and produces only a few...
Playbac...
Products (the 3rd, 5th, 600 was mea...
120 microseco...
ing test tapes fr...
of the VCX-600...
BASF. In generat...
within ± 1 dB from...
the range covered by...
The LED readout...
and rapidly to short-durat...
reading 100% of steady-s...
on the 0.3-second tone burst...
verify the ballistic response of...
ters. A standard Dolby level tap...
a reading of about +1 dB on...
recorder's indicators. The resoluti...
of the LED segments is about 1 dB...
near a 0-dB reading and from 3 to 5...
dB elsewhere.

The headphone output of the VCX-600, which is unaffected by the volume control, is nominally specified for 8-ohm phones. We found the level inadequate to drive phones that, like most high-fidelity models, have impedances of 200 ohms or more.

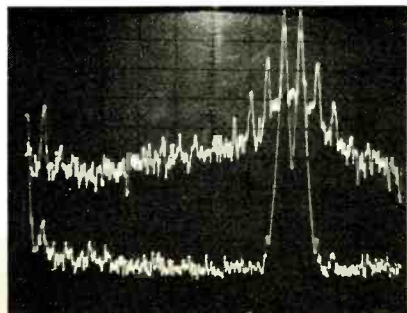
User Comment. Although the operation of the Vector VCX-600 cassette deck is basically straightforward, familiarization is needed in order to realize the full potential of some of its unusual features. The MUSIC SEARCH feature allows the attractive option of exploring the content of a tape containing a number of recorded selections, much as one would sample a phonograph record by cueing the pickup manually to the beginning of each band. If a few seconds listening to a taped selection shows that it is not to one's liking, a touch of MUSIC SEARCH and FF/CUE speedily advances the tape to the next selection, which begins automatically.


Recording and playback performance of the VCX-600 was first rate. Even such demanding signals as interstation FM tuner hiss could be recorded and reproduced with no audible differences, even at rather high levels. (Such hiss makes a good test signal for fine adjustment of bias.)

Lower flutter readings than those of the VCX-600 are hard to find, and the S/N with Dolby is very good, with little dependence on choice of tape. The convenience features of the deck and its ability to "fine-tune" bias represent definite advantages. While the VCX-600 is not cheap, it affords excellent value for its price.

CIRCLE NO. 102 ON FREE INFORMATION CARD

(More Reports on page 29)





WHY CUT? WHY STRIP? WHY SLIT?
WHY NOT...


NEW

JUST WRAP™

WIRE WRAPPING TOOL

- AWG 30 Wire
- .025" Square Posts
- Daisy Chain or Point To Point
- No Stripping or Slitting Required
- ...JUST WRAP™...
- Built In Cut Off
- Easy Loading of Wire
- Available Wire Colors: Blue, White, Red & Yellow

traditional Wire-Wrapping



JUST WRAP Wire-Wrapping



U.S.A., FOREIGN PATENTS PENDING

JUST WRAP TOOL WITH ONE 50 FT. ROLL OF WIRE		
COLOR	PART NO.	U.S. LIST PRICE
BLUE	JW 1-B	\$ 14.95
WHITE	JW 1-W	14.95
YELLOW	JW 1-Y	14.95
RED	JW 1-R	14.95
REPLACEMENT ROLL OF WIRE 50 FT.		
BLUE	R JW B	\$ 2.98
WHITE	R JW W	2.98
YELLOW	R JW Y	2.98
RED	R JW R	2.98
JUST WRAP-UNWRAPPING TOOL		
	JUW 1	\$ 3.49



OK MACHINE & TOOL CORPORATION 3455 CONNER ST.,
BRONX, N.Y. 10475 (212) 994-6600/TELEX 125091

*MINIMUM BILLING \$ 25.00/ADD SHIPPING CHARGE \$ 2.00/NEW YORK CITY/STATE RESIDENTS ADD APPLICABLE TAX.

CIRCLE NO. 43 ON FREE INFORMATION CARD

PRODUCT GALLERY

A. MIX-IN! This new Salton Drink Mixer gives you the latitude of a bartender or soda fountain specialist. It means business with a high speed commercial quality motor. Very simple and safe. Operates on AC. #51549 \$19.95 (2.65)†

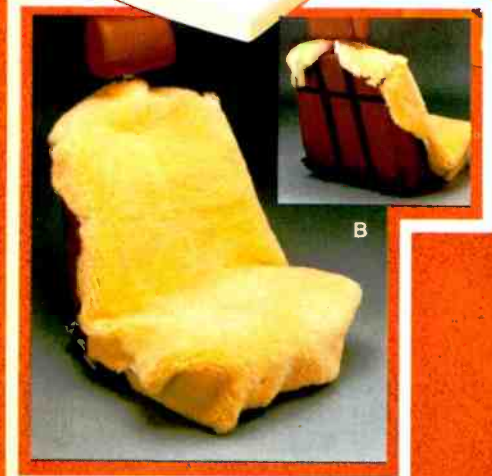
B. SHEEPSKIN THROW for your car seat. Choose beige or dark brown plush. Each measures approximately 27" x 40", has straps and loops to keep it from slipping. Beige #51561 \$49.95 (3.50) Brown Plush #51557 \$49.95 (3.50)

C. MUSICAL CHRONOGRAPH plays "Oh, Susannah" when you set the alarm. It's a watch, a stopwatch, a calendar and an alarm. Chimes every hour on the hour if you wish. Shows time, date and features a 6 digit stopwatch function. By Marcel. LCD display, dial light. #51568 \$79.95 (2.40)†

D. COMPRESSOR PUMP. Could be quite a lifesaver if you have a low tire, or it could be a breath-saver for inflatable boats, toys, pools, etc. All packed inside a molded plastic carrying case. Features include a pressure gauge for accurate air filling. Just plug it into your car lighter! #45094 \$49.95 (3.05)†

E. SAFETY COMBINATION. A smoke and burglar alarm in one portable unit. Just hang the unit over the door, and activate the on/off switch. Separate alarms distinguish smoke from intrusion. Low battery signal, loud 85 decibel horn. 4" x 3" x 6". By Wells Fargo. #45092 \$39.95 (1.95)†

F. CAR VACUUM plugs into the cigarette lighter of your car. From that point you'll be able to reach front and back seats and floors! The unit is 17½" long and the set includes 3 attachments. #51555 \$21.95 (3.30)†



PRODUCT GALLERY *Call Toll Free 800-558-8990* Order by phone!

SEND ORDERS TO: Giftmaster Dept. ZE 70, P.O. Box 1692, 3825 W. Green Tree Rd., Milwaukee, WI 53201

Print Name _____ Apt. # _____
 Address _____
 City _____
 State _____ Zip _____

Allow 3-4 weeks for delivery

ITEM NO.	QTY.	UNIT COST	SHIPPING & HANDLING	TOTAL

CHECK METHOD OF PAYMENT
 Check or Money Order Sub Total \$ _____
 Diners Club Master Charge
 American Express Visa Add appropriate state sales tax. TOTAL \$ _____
 Make check payable to Giftmaster, Inc.
 Credit card orders without your signature and expiration date cannot be processed.
 Credit Card No. _____ Exp. Date _____
 Telephone No. () _____
 Signature _____ ZE 70

() Price in parenthesis indicates shipping charge. Please add to unit cost of item.

†Warranty available

Avid Model 110 Speaker System



Designed for "minimum diffraction" to reduce "boxy" sound caused by surface discontinuities

THE Avid Model 110 is a compact two-way speaker system, suitable for either bookshelf or floor installation. It incorporates Avid's "minimum diffraction" design, intended to reduce the "boxy" coloration that can arise from diffraction of the sound at sharp discontinuities of the cabinet and drivers.

Model 110 is moderately efficient, and is meant for use with amplifiers delivering from 15 to 100 watts of program power. It has an 8" (20 cm) woofer, operating in a sealed enclosure and crossing over at 2500 Hz to a 1" (25.4 mm) soft dome tweeter. There are no external level or balance adjustments. Nominal impedance rating is 8 ohms.

The model 110 cabinet is finished in walnut vinyl veneer. It is 21 $\frac{3}{8}$ " X 12 $\frac{1}{4}$ " X 9 $\frac{3}{8}$ " deep (543 X 311 X 238 mm). The snap-on grille is covered in brown cloth. Weight of the speaker is 28 lb (12.7 kg). Suggested retail price is \$145.

General Description. The Avid "minimum diffraction" design is in evidence as soon as the grille is removed. The wooden front of the cabinet is completely finished, and except for the function that the grillework performs in reducing diffraction, there would be no aesthetic objection to operating the speaker without it.

The woofer and tweeter are as close together as possible, and surrounding each is a ring that extends $\frac{3}{8}$ " in front of the front cabinet surface. In the case of the tweeter, the inner portion of the ring is flared to serve as a matching device for the dome radiator. Avid calls this an "optimum dispersion coupler" and says that it im-

proves dispersion as well as reducing diffraction. The grille cloth is mounted on a $\frac{3}{8}$ " thick board, cut out to form a junction with the "optimum dispersion coupler" and the similar ring around the woofer. Thus, there is no discontinuity between the front of each driver and the front surface of the grille. Finally, the solid front grille has smoothly rounded nondiffracting edges.

The Avid Model 110 has a rated frequency response of 48 to 20,000 Hz ± 3 dB and a nominal impedance of 8 ohms with a minimum of 6 ohms. Polar response curves supplied by the manufacturer indicate relatively wide dispersion over the audio band.

Laboratory Measurements. The mid- and high-frequency response curve of the Avid Model 110 was as flat as our measurement process can show. It varied by only ± 1 dB from 100 to 6000 Hz. A gradual rise to +4 dB at 13,000 Hz and a drop to -2 dB at 20,000 Hz relative to the midrange level was actually within our measurement uncertainty. The bass response curve, which probably exceeds the treble curve in accuracy of measurement, was flat within about 1 dB from 200 to 1000 Hz, rising gently to +3.5 dB between 60 and 80 Hz and falling off at 12 dB per octave below about 50 Hz. Our composite frequency response curve of the Model 110, made by splicing the bass and mid/high curves together, showed a variation of ± 3 dB from 43 to 20,000 Hz, slightly surpassing Avid's ratings.

The fine transient response suggested by frequency response such as this was confirmed by our tone-burst measurements. These showed clean,

undistorted bursts throughout the operating frequency range of the speaker, with envelope shapes almost completely independent of microphone position.

At a nominal 1-watt input, woofer distortion was between 0.5% and 0.9% down to 50 Hz, rising to 2.8% at 40 Hz and 5.6% at 35 Hz. Increasing the drive to 10 watts gave typical distortion readings between 2% and 3% down to below 50 Hz, increasing to 8.5% by 40 Hz.

Impedance of the Model 110 was exceptionally constant with frequency, measuring between 7 and 10 ohms from 80 to 20,000 Hz. The maximum of about 28 ohms occurred at the bass resonance frequency of 53 Hz. Sensitivity, for an acoustic suspension system, is relatively high: a sound pressure level of 88 dB at 1 meter is produced from a drive signal of 2.83 volts (1 watt) of random noise in an octave centered at 1000 Hz.

User Comment. Despite the uncertain correlation between measured frequency response and subjective qualities of a loudspeaker, it has been our experience that flat, uniform response is likely to come from any speaker with a really good sound, and vice versa. Thus, we were not surprised by the neutral, transparent sound of the Model 110. Its deep-bass capability is limited, but sufficient to fill a room of moderate size. Although its power ratings (up to 100 watts of program material) are realistic, and we used most of the output of a 200-watt-per-channel amplifier on our pair of 110's with excellent results, we would not drive this speaker at sustained high levels, especially in a large room.


Perhaps the most outstanding characteristic of the Model 110 is the absence of upper-bass coloration. It is as free of "boom" as any speaker we have ever heard, and rendered male voices with unusual naturalness. If this banishment of "boxiness" can be traced to Avid's minimum diffraction design, the extra effort needed to realize it has certainly been worthwhile.

Installed in midwall positions, a pair of 110's gave a markedly more "open" sound than some fairly similar speakers we had on hand. The measured frequency response of these speakers (except for the low bass) matched that of the Model 110 well, but the difference in spatial character was striking. Perhaps this, too, was because of reduced cabinet diffraction. Whatever the explanation, we liked the results.

It is hard to think of these as "bookshelf" speakers, since there is nothing small about the sonic image they project. Furthermore, their excellent sonic characteristics belie their modest price.

CIRCLE NO. 103 ON FREE INFORMATION CARD

\$140 Gets It All.



We just knocked down the last reasons for not going digital in a multimeter. Fast continuity measurement. And price.

Beckman's exclusive Insta-Ohms™ feature lets you do continuity checks as fast as the analogs. And Beckman's superior technology and experience let you own this beauty for such a reasonable price.

Of course you get a lot more. Like 7 functions and 29 ranges including 10 amp ac/dc current capability. 0.25% Vdc accuracy. In-circuit resistance measurements and diode/transistor test function. Two years' typical operation from a common 9-volt battery. In other words, all the features you want in one hand-held unit of exceptional good looks and design.

With 1500 Vdc overload protection, 100% instrument burn-in, plus rugged, impact-resistant case, you're assured of the utmost in dependability and long-term accuracy. You get a tough meter that keeps on going, no matter how tough the going gets.

So visit your dealer today and get your hands on the DMM that does it all. Or call (714) 871-4848, ext. 8927 for your nearest distributor.

BECKMAN

CIRCLE NO. 8 ON FREE INFORMATION CARD

computers

tions. Among its many features are both hi- and low-resolution color graphics, and a sound synthesizer to add realism to games provided by the company or the ones you create yourself using APF BASIC.

Should education be your bag, and you have been considering using a computer in some way, Radio Shack is willing to lend a hand. It has recently made available a 27-page booklet that briefly describes a microcomputer in the classroom, and provides some guidelines for selecting a system. Although the booklet carries a price tag of \$1.00, it is available free from most Radio Shack retail stores.

Using Your Computer. When you bought your personal computer, and perhaps tried justifying it to your spouse, the first question that probably popped up was: "Now that you have it, what will you do with it?" When the personal computer industry got started, the only answer was to learn about computers. But that has changed a great deal. This is most likely owing to the efforts of software makers such as Personal Software®. The goal of this company, whose president is Dan Fylstra, is to provide software that makes the microcomputer really worthwhile to own, in the home and the office.

One of the first things that Dan and his company did was to determine who bought and used personal computers, and for what. Basically, they found that the microcomputer was bought as an entertainment system and for learning purposes.

Among the company's many software offerings are: A backgammon-type of game called "Gammon Gambler" at \$19.95 for either the Apple or Commodore PET. This one's a hard one to beat because it thinks along with you and learns with every move. Also in the game field is "Checker King" for the Apple, TRS-80, and Commodore PET. This game is really a challenge, and for \$19.95 will keep you busy for hours.

Although there are more games than the foregoing, Personal Software has other types of offerings. Specifically, it has either developed or acquired software packages that are designed for the professional. These include VisiCalc®, which stands for visual calculator. This package, priced at \$150, is for the Apple, TRS-80, PET, and, by the time you read this, the Atari 800 personal computers.

VisiCalc is a dynamic program that allows you to build tables of virtually any type of data important to you. Further, you can take some form of action on the data by specifying, through user-defined formulas, how each data item is to act with or react to another data item. For example, the total of columns or rows can be

generated or percentages taken of various items and placed into separated data fields, without user intervention.

This software package is only the tip of the iceberg since the company is making all the business-type software inter-compatible. For instance, one of the newly acquired packages is the CCA Data Management system for the Apple (\$99.50) which features Index Sequential Access Method (ISAM) files. This data manager can be used with VisiCalc-created files to allow you to pull various types of data from the individual records. Personal Software has made this package available for the Radio Shack TRS-80 (\$74.50), but without the ISAM feature.

Following the same line is Desktop Plan® (\$99.50) for the Apple computer. This package, like the data base manager, can use the file created by VisiCalc and is intended for financial analysts who want to create models for complex business problems.

According to company spokesman Bill Langenes, two other software systems geared for the professional will be available later this year. These new systems are called TrendCalc®, for statistical analysis, and VisiPlot®, to create graphs of data in various for-



VisiCalc being used on an Apple II.

mats on the CRT or printer. These packages will be for the Apple computer at first, with similar packages for the TRS-80, Atari-800, and PET to be made available at a later date. All the professional programs are geared to work in tandem and give the businessman the flexibility he or she

may be looking for with his micro-computer.

Although most of the programs being developed by Personal Software are for either the Apple or TRS-80, the company does have plans to develop similar packages for the Heath/Zenith H-89 microcomputer. As you read this, VisiCalc is being made available for users of this machine.

Word-processing is another important application for microcomputers. Several different types of editors and formatters are available on the market today. Among the most useful is a formatter named "Textwriter." This software system was developed by Organic Software for systems of the CP/M and Northstar type. However, Lifeboat Assoc. has modified it for a number of systems, including Heath and Radio Shack.

Although this formatter is designed to be used with your system editor (or one of the editors available from Lifeboat), it offers more power than the so-called integrated packages. With the Textwriter system, you can format text in just about any way you want. This includes specifying footnotes. The footnoting is very important because the note goes at the proper loca-

(Continued on page 39)



Finally, a sports car that expresses your individuality, your values. The MiGi II. An elegant, authentically detailed replica of the classic 1952 MG-TD.

Own a sports car custom-built for you. Or take pride in assembling it yourself. The MiGi II is a complete package designed for easy conversion of the dependable Volkswagen Beetle. The lightweight body made of steel-reinforced fiberglass insures years of carefree beauty with no depreciating rust. You'll enjoy improved gas mileage and performance. All from Fiberfab, the world's oldest and largest component sports car manufacturer.

The MiGi II unites classic design, mechanical simplicity and economical operation in a car that will never be out of date. Rediscover the legendary excitement of sports car driving: the MiGi II.

Send the coupon today. Or call TOLL FREE now for complete information: 800-328-5671.



1000 Turners Cross Road South
Minneapolis, MN 55416
CALL TOLL FREE: 800-328-5671

EL-7

Enclosed is \$2 for MiGi II color brochure.
 Enclosed is \$15 for color brochure and assembly manual.

Name _____ Age _____
Street _____
City _____ State _____ ZIP _____
Phone: Home () _____ Bus. () _____
Charge the above material to my VISA Master Charge account.
Card Number _____
Expiration Date _____
Signature _____

At CIE, you get electronics career training from specialists.

If you're interested in learning how to fix air conditioners, service cars or install heating systems – talk to some other school. But if you're serious about electronics, come to CIE – The Electronics Specialists.

John E. Cunningham

**Special Projects Director
Cleveland Institute of Electronics**



My father always told me that there were certain advantages to putting all your eggs in one basket. "John," he said, "learn to do one important thing better than anyone else, and you'll always be in demand."

I believe he was right. Today is the age of specialization. And I think that's a very good thing.

Consider doctors. You wouldn't expect your family doctor to perform open heart surgery or your dentist to set a broken bone, either. Would you?

For these things, you'd want a specialist. And you'd trust him. Because you'd know if he weren't any good, he'd be out of business.

Why trust your education and career future to anything less than a specialist?

You shouldn't. And you certainly don't have to.

FACT: CIE is the largest independent home study school in the world that specializes exclusively in electronics.

We have to be good at it because we put all our eggs in one basket: electronics. If we hadn't done a good job, we'd have closed our doors long ago.

Specialists aren't for everyone.

I'll tell it to you straight. If you think electronics would make a nice hobby, check with other schools.

But if you think you have the cool — and want the training it takes — to make sure that a sound blackout during a prime time TV show will be corrected in seconds — then answer this ad. You'll probably find CIE has a course that's just right for you!

At CIE, we combine theory and practice. You learn the best of both.

Learning electronics is a lot more than memorizing a laundry list of facts about circuits and transistors. Electronics is interesting because it's based on some fairly recent scientific discoveries. It's built on ideas. So, look for a program that starts with ideas — and builds on them.

That's what happens with CIE's Auto-Programmed® Lessons. Each lesson uses world-famous "programmed learning" methods to teach you important principles. You explore them, master them completely . . . before you start to apply them!

But beyond theory, some of our courses come fully equipped with the electronics gear to actually let you perform hundreds of checking, testing and analyzing projects.

In fact, depending on the course you take, you'll do most of the basic things professionals do every day — even use a Digital Learning Laboratory to apply the digital theory essential today to keep pace with electronics in the eighties.

Plus there's a professional quality oscilloscope you build and use to "see" and "read" the characteristic waveform patterns of electronic equipment.

You work with experienced specialists.

When you send us a completed lesson, you can be sure it will be reviewed and graded by a trained electronics instructor, backed by a team of technical specialists. If you need specialized help, you get it fast . . . in writing from the faculty specialists best qualified to handle your question.

People who have known us a long time, think of us as the "FCC License School."

We don't mind. We have a fine record of preparing people to take . . . and pass . . . the government-administered FCC License exams. In fact, in continuing surveys nearly 4 out of 5 of our graduates who take

the exams get their Licenses. You may already know that an FCC License is needed for some careers in electronics — and it can be a valuable credential anytime.

Find out more! Mail this card for your FREE CATALOG today!

If the card is gone, cut out and mail the coupon.

I'll send you a copy of CIE's FREE school catalog, along with a complete package of independent home study information.

For your convenience, I'll try to arrange for a CIE representative to contact you to answer any questions you may have.

Remember, if you are serious about learning electronics . . . or building upon your present skills, your best bet is to go with the electronics specialists — CIE. Mail the card or coupon today or write CIE (and mention the name and date of this magazine), 1776 East 17th Street, Cleveland, Ohio 44114.



Pattern shown on oscilloscope screen is simulated.

CIE Cleveland Institute of Electronics, Inc. 1776 East 17th Street, Cleveland, Ohio 44114 Accredited Member National Home Study Council

YES . . . John, I want to learn from the specialists in electronics — CIE. Send me my FREE CIE school catalog — including details about troubleshooting courses — plus my FREE package of home study information.

Print Name _____

Address _____ Apt. _____

City _____

State _____ Zip _____

Age _____ Phone (area code) _____

Check box for G. I. Bill information: Veteran Active Duty

Mail today!

PE-18

We've got it all together.



Weller



Weller



Xcelite



Wiss



Nicholson



Boker

**Boker
Crescent
Lufkin
Nicholson
Weller, Wiss
Xcelite**


Take a quick look round this ad and you'll agree that "All together" is no exaggeration. Whether you're making or mending, cutting or joining, measuring or stripping, there's a Cooper tool that's just right for the job. Don't take chances on tools. Specify Cooper and get 'em right the first time!



Lufkin



Crescent



Crescent

from Cooper The Toolmaker.



The Cooper Group

BOKER® CRESCENT® LUFKIN® NICHOLSON® WELLER® WISS® XCELITE®
P.O. Box 728, Apex, North Carolina 27502. Tel: (919) 362-7511. Telex: 579497.

CIRCLE NO. 14 ON FREE INFORMATION CARD

BASIC PROGRAMMER'S SHEET

Program Name: ASCII HANDLER Page 1 of 2
 Programmer: CARL WARREN Date: 4-9-80 Project no/name DEMO
 Program length in lines: 12 Bytes: _____ Version of BASIC: TRS-80 II
 Cross reference: _____

LINE #	BASIC STATEMENT	REMARKS
10	CLEAR 800:CLS	CLEAR SOME SPACE IN MEMORY AND CLEAR THE SCREEN
20	OPEN "I",1, FN\$	OPEN FOR INPUT ONLY ON CHANNEL NO.1 THE FILE NAME POINTED TO BY THE VARIABLE FN\$. THIS IS USED SO THE CALLING PROGRAM CAN NAME FILES.
30	FOR I=1 TO 15	COUNT LINES
40	IF EOF(1) THEN 120	IF FILE POINTER IS AT END GO TO ENDING ROUTINE
50	LINE INPUT #1, M\$	GET THE MESSAGE FROM FILE
60	M\$ = MID\$(M\$, 5, 25)	ADJUST THE VARIABLE M\$ TO BEGIN AT 5TH POSITION (ALLOWS FOR SPACES)

BASIC PROGRAMMER'S SHEET

Program Name: ASCII HANDLER Page 2 of 2
 Programmer: CARL WARREN Date: 4-9-80 Project no/name DEMO
 Program length in lines: 12 Bytes: _____ Version of BASIC: TRS-80 II
 Cross reference: _____

LINE #	BASIC STATEMENT	REMARKS
70	IF I=15 THEN 100	GET READY TO PAGE IF TEST IS TRUE
80	PRINT M\$	OUTPUT THE MESSAGE
90	NEXT I	NOT AT END KEEP GOING
100	LINE INPUT "DEPRESS ENTER TO CONTINUE"; CC\$	PAGE COMMAND
110	GO TO 30	GO BACK AND RESET COUNTER I
120	CLOSE:END	SEVERAL DIRECTIONS CAN BE HERE INCLUDING A RETURN IF USED AS A SUB-ROUTINE

A program such as this can be used to call up data stored in a TRS-80.

tion on the page without causing an overflow on the page. Also, should the footnote be larger than the space available on the page, the remainder of the note is passed onto the page buffer for the next page so it appears at the bottom as it should.

The Textwriter package is patterned after larger mainframe-type processors and, consequently, is made for professional use. This, naturally, has two connotations. Yes, there are a number of commands required to make the package work correctly. So it is not intended for use by the average, unskilled worker. Second, the formatter allows the professional bookwriter, researcher, et al, to format his or her copy in a manner that is most suitable for publication.

Features of the system include: chaptering, where the system allows you to name a chapter and provides running heads and title pages; indexing as the text is being built, or at any convenient time (key words or phrases can be identified to be included in an index). Textwriter will not only form the index, but alphabetize it with correct page numbers. These are only a few of the functions in the package, but by themselves they make it worth the \$125.

File Programs. Along the software line, here is a helpful hint for the month.

You may not be aware that you can handle some of your data files in an efficient manner to assist you in the creation of messages, typing letters, etc. You can do this by developing your files with either a program written in BASIC or with your text editor, saving the information in ASCII (so that the information is in the same form in which it was written, without compressing it in anyway).

Files that are saved in ASCII format can then be read using a BASIC program sheet like the one shown here, and manipulated in almost any manner that you want. The program that is shown assumes that you have data saved in a file, in this case on a Radio Shack TRS-80, and want to call it up for some kind of help.

This routine can be incorporated into any one of your programs. With a little imagination, the calling routine can specify parameters to be passed to open different information files. A programming worksheet such as that shown is a valuable item, and is designed by you. Its use will save you moves when designing a program from scratch. ♦

MORE INFORMATION

Further information about products mentioned in this month's column can be obtained by contacting the companies directly.

APF Electronics Inc.
 444 Madison Ave.
 New York, NY 10022
 212-758-7550

Centronics
 Data Computer Corp.
 Hudson, NH 03051
 603-883-0111

Lifeboat Assoc.
 2248 Broadway
 New York, NY 10024
 212-580-0082

LOBO Drives International
 935 Camino Del Sur
 Goleta, CA 93017
 805-685-4546

Organic Software
 1492 Windsor Way
 Livermore, CA 94550
 415-455-4034.

Personal Software, Inc.
 592 Weddell Dr.
 Sunnyvale, CA 94086

Radio Shack
 Dept. NR-17,
 1300 One Tandy Center
 Fort Worth, TX 76102
 817-390-3272.



NOW—the best in Electronics training can cost you less—

No school, large or small, gives you better electronics training than E.T.I. Nor, at a fairer price. Compare quality, price, service, background. ETI has been training men & women for entry into or advancement in electronics since 1909, utilizing the very latest in educational techniques. Only ETI combines Autotext programmed learning, "listen & learn" cassettes and "hands-on" projects designed for learning at home, quickly, easily. Wide course choice.



SEND TODAY for all new FREE catalog or for faster service. use the toll free telephone number below, day or night. No obligation—no salesman will call.



ETI

ELECTRONICS TECHNICAL INSTITUTE
FOUNDED 1909

153 W. Mulberry St., Dept. 10070
Lancaster, Ohio 43130



FOR FASTER SERVICE -
TELEPHONE FREE 24 HRS A DAY
1 800 621 5809

Illinois residents - 800 972 5858

ETI Home Study, Dept. 10070
153 W. Mulberry, Lancaster, Ohio 43130

Please rush FREE catalog on electronics opportunities, and training. I'm interested in
 Basic Career Specialized
Advanced

NO SALESMAN IS TO CALL ON ME, EVER.

Name _____

Address _____

City/State/zip _____

Ohio Registration NO. 0683H

CIRCLE NO. 23 ON FREE INFORMATION CARD



Computer Sources

By Leslie Solomon
Technical Director

Hardware

Apple Serial Port. The 7710A Asynchronous Serial Interface allows the Apple computer to communicate with all RS232C serial devices. It is compatible with Apple PASCAL, has full handshaking, supports full or half duplex operation, and uses a DCE-type interface. It also has 14 standard baud rates, bit selection, a programmable control register, software programmable interrupts, and a power-down ROM. It supports interrupt and DMA daisy chains. Address: California Computer Systems, 250 Caribbean, Sunnyvale, CA 94086 (Tel: 415-734-5811).


Video Graphics for S-100 Bus. The VG100 for the S-100 bus is designed for text-oriented applications. It has totally programmable fonts that allow up to 256 characters to be defined in on-board RAM. This permits musical notes, logic or math symbols as characters. Each 8-bit character may be modified in 256 different combinations—for example, blink, dim, bright, blank, reverse, etc. Other features include 16 grays or 16 colors or combinations (4 colors, 4 intensities). Character field is 9 X 16 or 144 pixels with raster scan line of 621 pixels. Maximum vertical pixels is 704. The entire character field can be changed at one time allowing animation. It is configured in 12K of RAM selectable in three blocks. When none of these are selected, the board occupies no address space. \$645. Address: International Product Dev. Inc., 1708 Stierlin Rd, Mountain View, CA 94043 (Tel: 415-969-6086).

STD-Bus Boards. These three new "do it yourself" boards are size and plug compatible with Pro-Log 7801.2 and 3, Mostek MD-SBC-1, or other systems using the STD bus. The 4610 board (\$18.95) is designed for soldered interconnections and can mount up to twenty 16-pin DIP's or combinations of DIP's and discretes. The 4610-2 board (\$18.95) is for Wire-Wrapping and can accommodate up to thirty-five 16-pin DIP's. The 4610-1 board (\$15.95) is unclad except for the edge connector to allow maximum

layout freedom. This board can support up to fifty-nine 16-pin DIP's. Address: Vector Electronic Co. Inc., 12460 Gladstone Ave., Sylmar, CA 91342 (Tel: 213-365-9661).

S-100 Control Panel. This S-100 bus control panel features a 20-key matrix and a 6-digit LED display controlled by on-board 2708 or 2716 EPROM. This permits user-designed firmware to be used. Standard firmware for 8080/Z80 systems are available. \$139.50 with blank keys less EPROM. Add \$55 for 8080/Z80 firmware. Address: Pike Electronics, 8190 Watsonville Rd., Gilroy, CA 95020 (Tel: 408-842-1235).

Color Monitor. This combined color-TV receiver and monitor has a resolution of 300 lines horizontal and 350 lines vertical. In the monitor mode (switch selectable), input impedance is 75 ohms. It also features looping



input for multiple use. The 13" version (VM-1300) is \$449 and the 19" version (VM-1900) is \$575. Address: VAMP, Box 29315, Los Angeles, CA 90029 (Tel: 213-466-5533).

Diskette Head Cleaner. These head cleaning diskettes are manufactured by attaching a lint-free nylon mat to a Mylar substrate. The design avoids damaging abrasion, keeps head wear to within industry standards, and is used in the same way as any diskette. It should be used once per day as a prevention against oxide buildup. \$20 for the 8-inch and mini-diskette versions. Address: Lifeboat Associates, 2248 Broadway, New York, NY 10024 (Tel: 212-580-0082).


CRT Optical Filter. This black nylon mesh device, held under tension by a plastic frame, prevents ambient light from striking the CRT screen surface and reflecting back to the viewer to cause glare. The overall effect is one of enhanced contrast, apparent improved resolution, no glare and minimal reflections. Nine-inch size for the PET type is \$16.95, 12" for TRS-80 types is \$22.50 and a 15" type is \$25.00. Address: SunFlex Co., 3020 Kerner Blvd, San Rafael, CA 94901 (Tel: 415-456-8482).

TRS-80 Listener. The VOXBOX uses a Level II system with 16K of RAM and can recognize a vocabulary of up to 32 spoken words. Words or phrases may be used to enter data, control and instruct the TRS-80 without having to type on the keyboard. The machine-language driver program, three demo programs, a dynamic microphone and a comprehensive manual are included. Available for \$169.95 at Radio Shack Computer Centers and stores.

Hard Disk For Micros. The Lobo Model T, (TRS-80), A (Apple), and S (S-100) disk system provides 10 megabytes of mass storage for these machines. It comes with an IMI 7710 Winchester disk drive, controller, power supply, interface, and software. It requires little or no change in existing software to use, and is interchangeable with conventional floppy disk drives. Mounting can be either rack/slide vertically or horizontally, or it may be placed on a table top. Price is \$4995. Address: Lobo Drives International, 935 Camino Del Sur, Goleta, CA 93017 (Tel: 805-685-4546 or 714-641-1436).

RFI Filters. A new line of ac power outlet boxes features RFI filters and transient voltage protection. Filters operate between 150 kHz and 30 MHz; each outlet is line-to-line (differential mode) and line-to-ground (common mode) filtered and can accommodate 10 amperes. High-voltage transient protection is to 6000 amperes and 8 to 20 microseconds. Energy absorption is 50 joules. A six-foot 3-wire power line is used. Address: PMC Industries Inc., 1043 Santa Florencia, Solana Beach, CA 92075 (Tel: 714-481-7422).

KIM Memory Expansion. The DRAM PLUS expansion board adds up to 32K of dynamic RAM (with transparent refresh) and up to 16K of



EPROM to AIM-65, SYM-1, and KIM-1 computers. Both RAM and ROM are addressable in independent 4K segments and an on-board EPROM programmer is included. A general-purpose prototyping area allows addition of custom circuits. Two 6522 chips provide 32 I/O lines, hand-

shaking, four timers, and two serial-to-parallel shift registers. It is electrically compatible with the AIM/SYM/KIM bus. \$295 for 16K version (expandable to 32K), and \$395 for 32K version. Address: The Computerist, Inc., Robert M. Tripp, 34 Chelmsford St., Chelmsford, MA 01824 (Tel: 617-256-3649).

Computer Desk. The CompuDesk has a split-level top for elbow-height CRT viewing, and printer height that is eye-level while sitting, waist-level while standing. It has two adjustable shelves and a self-closing door with an attached storage rack for manuals. Convection cooling is used in the shelf area, and a power fan is available for high-heat situations. The desk is constructed from birch plywood with walnut stain finish and Formica tops. \$359, plus freight and packing charge. Address: ComputerGoods, Box 2635, Eugene, OR 97402 (Tel: 503-687-2387).

Studio II Conversion. The RCA Studio II video game can be converted into a basic microcomputer by the addition of ROM and RAM. This package consists of three cards, one for PROM, one for RAM, and the third for a backplane that connects these two boards to the Studio II via the game cartridge slot. The package provides 1560 bytes of RAM and 512 bytes of ROM and includes the Monitor program. Six issues of a newsletter devoted to the Studio II are also included. Address: Aresco, Box 1142, Columbia, MD 21044.

Software

TRS-80 Sort/Merge. DSM is a new disk sort/merge for the TRS-80 I and II. The machine-language program sorts large multiple diskette files on a minimum one-drive or two-drive system. It physically rearranges all records and no key files are required; sorts random files created by BASIC including sub-records spanning sectors; sorts on one or more fields in ascending or descending order with fields in character, binary integer or floating point; and provides optional output field deletion, rearrangement and padding. Sort commands are saved for reuse in production applications. Designed for mailing lists, inventory control, and other business uses. \$75 for Mod I and \$150 for Mod II. Address: RACET Computers, 702 Palmdale, Orange, CA 92665 (Tel: 714-637-5016).

Apple Teacher. The "Teacher Plus" features 17 lessons covering all frequently used BASIC commands, as well as logic techniques. The package also includes Apple Tricks, teaching

INTRODUCING A DUAL TIME CALCULATOR CHRONOGRAPH WRIST WATCH



Casio C-80 \$49.95

It's A Calculator for Business, Shoppers, Students

- New touch keys allow correct entry by any size finger
- Four function calculator (+/-/×/÷)
- Indicator shows math function in use

It's A Chronograph for Competitors and Sports Fans

- Times to 24 hours with 1/100th second accuracy
- Has time-out feature and also gives lap/split time
- Gives first and second place times
- Weighs only 1 ounce

It's A Dual Time Watch For Travellers, Pilots, Sailors

- Set second time zone in AM/PM or 24 hour time
- Accurate to ±15 seconds per month
- Calendar with day of week and date

The Casio C-80 is the ultimate in technology. Its computer brain is protected against shock by a tough polysulfone plastic case. Average battery life is an amazing 15 months. Its mineral glass crystal resists scratches.

Buy with Confidence

We've become a leading media merchandiser by offering advanced technology products, prompt delivery, and a 30-day, no-risk, money-back guarantee. If this product isn't everything you expect, simply return it in new condition in 30 days or less for a complete refund.

Order Today

Charge customers can call toll free 24 hours a day. Order product number 130.

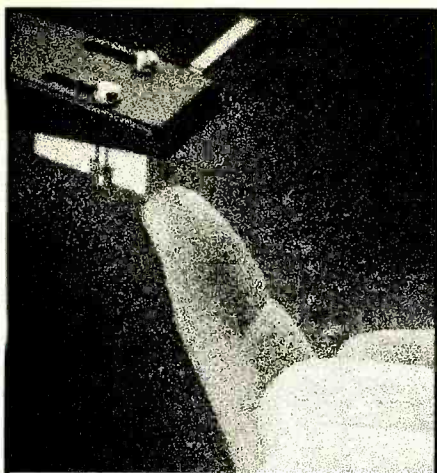
(800) 854-3831 In California
(800) 432-7451

DWS marketing international

350-A Fischer Avenue Dept. 86
Costa Mesa, California 92626 (714) 540-4444

Call our toll-free number for quickest service or send your check, money order, or credit card info. Please allow time for checks to clear. We accept VISA, M.C., A.E., D.C. charge cards. Add \$2.50 for insured postage & handling for first product & \$1.00 for each additional product. Calif. residents add 6% sales tax.

© DWS marketing international
CIRCLE NO. 21 ON FREE INFORMATION CARD



SC-2 gives your cartridge more than The Finger!

The famous SC-1 stylus brush (standard of the record and hifi industries) now has a synergistic fluid called SC-2.

SC-2 Fluid enhances and speeds cleaning and yet protects diamond adhesives, cartridge mounting polymers and fine-metal cantilevers against the corrosive effects of many other "cleaners."

The Discwasher SC-2 System. Stylus care you can finger as clearly superior.



discwasher[®]
PRODUCTS TO CARE FOR YOUR MUSIC

1407 N. Providence Rd.
Columbia, Missouri 65201

CIRCLE NO. 18 ON FREE INFORMATION CARD

sound and graphic routines. The system refers to the Apple Manuals and includes tests and problems. The "Plus Teaching Pac" includes a floating-point dictionary and the lessons teach with runnable programs. The "Teacher Plus" comes on two linked diskettes for \$59.95, with cassette version \$24.94. The "Plus Teacher", also on two diskettes, is \$34.95. The floating point dictionary alone is \$24.94, and a 12-lesson integer BASIC version of the Teacher is \$19.95 for tape, \$29.95 for diskette. Address: Charles Mann and Associates, Micro Software Div., 7594 San Remo Trail, Yucca Valley, CA 92284 (Tel: 714-365-9718).

CP/M Music System. The MUSICRAFT Development System uses five machine language programs called Setup, Editor, Waveform Generator, Interactive Play and a fast two-pass compiler. In conjunction with a Newtech Model-6 Music Board, it produces four voices, each with a 7-octave range. It also supports measures, line numbers, repeats, refrains, key signatures, accidentals, microtones, etc. It requires an 8080, 8085, or Z80 S-100 bus with 24K or larger CP/M, a terminal with an addressable cursor, and the Model-6 board. Currently available on 8" single density IBM, North Star and Micropolis Mod II CP/M formats. \$79.95. Model-6 Music Board is \$99.95. Address: Newtech Computer Systems, Inc., 230 Clinton St., Brooklyn, NY 11201 (Tel: 212-625-6220).

Heath BASIC Programs. All 76 programs in the Osborne and Associates book, *Some Common BASIC Programs*, are now available for Heath cassette systems. All programs will run with any version of Heath BASIC and four require Extended BASIC. The programs include business, finance, math, statistics, plotting and various general-interest applications. Cassette is \$15. Address: J.E. Bracheau Eng. Co., Box 67, Trenton, MI 48183.

TRS-80 Animation. ELECTRA SKETCH is an animation and graphics compiler for the TRS-80 that claims continuous, fast action without flicker or jumping. Graphics and text can be combined. One-key commands can control cursor direction, draw, erase, draw vectors, fill in backgrounds with any sequence of characters, create titles, save on disk, recall frame from disk, review all stored frames, change graphics, and print the frame on a line printer. Saved frames can be animated by display in either forward or reverse sequence. Speed can be changed from slow to fast in ten increments. Demonstra-

tions are included. \$14.95. Address: Macrotronics, 1125 N. Golden State Blvd., Suite G, Turlock, CA 95380 (Tel: 209-667-2888 or 634-8888).

6809 Memory/Disk Package. Designed to run under the 6809 FLEX Operating System, this package has a memory diagnostic portion, including random pattern, walking bit, dynamic RAM dropout and convergence tests. All tests are position independent. The disk portion features three diagnostic utilities that report unreadable sectors and structural inconsistencies among the files on the diskette, two utilities for recovering data when the disk directory is not readable, a utility to remove bad or intermittent sectors from free space, retrieve deleted files from the diskette free chain, a single-sector read/write/modify routine and a copy routine that ignores CRC errors. \$75 on 5" or 8" diskettes. Address: Technical System Consultants, Inc., Box 2570, West Lafayette, IN 47906 (Tel: 317-463-2502).

Datestones of Ryn. Available for the PET (16K RAM), TRS-80 (Level II, 16K) and Apple (with Applesoft), this fantasy adventure is written in Microsoft BASIC. It allows 14 options, and excellent graphics create a map of the playing area. This is another game in the DUNJONQUEST series, in which the player can compete against another player or himself in a race against time. It comes with a colorful 16-page illustrated manual. \$14.95 at many computer stores or from Automated Simulations, Box 4232, Mountain View, CA 94040.

CMB Word Processor. The Word-Pro III features global functions, instant editing and full documentation retention up to 170 pages on-line. It will global search, replace, and print an entire 170K-byte diskette without operator intervention. It has a complete range of screen positioning commands and over 50 control functions, including center titles, indent paragraphs, set tabs and hyphenate words. Real-time screen editing functions such as delete, insert, erase, move, search, and replace are provided. Letters can be merged and a status line on top of the screen indicates functions in progress. Hard-copy output includes formatting, line spacing, right/left margins, and justification. It operates on the Commodore CBM 2022 and 2023 matrix printers and is compatible with NEC, Diablo and Qume printers. Address: Commodore Business Machines, Inc., 3330 Scott Blvd., Santa Clara, CA 95051 (Tel: 408-727-1130).

The PEARL. This program, called Producing Error-free Automatic Rap-

id Logic (PEARL), allows the user to generate customized programs. It generates data fields, edit routines and I/O facilities. PEARL produces a combination of source code and pre-coded utility routines (BASIC source code) and through a series of menus and prompts, allows defining system and report controls, and the interrelationship between data elements and files. It requires CP/M and CBASIC with 48K of RAM. Level 1 for personal computing is \$90, Level 2 for business is \$200. Address: Computer Pathways Unlimited, Inc., 2151 Davcor St., SE, Salem, OR 97302 (Tel: 503-363-8929).

APF Packages. Designed for the APF Imagination Machine, the Space, Size and Surface Guide program can assist the homeowner in problems involving maintenance, covering surfaces and materials required. It can be used for fertilizing, seeding and lawn coverings, wall papering, painting, paneling, or tiling. The program tabulates the amount of material required. It also computes cost difference between products and allows for extra material due to patterns, door and window fittings, and the user abilities. The Personal Business Machine Program allows calculation of financial status and loan amortization, interest and principal payments, interest rates, etc. Both programs are available through catalog showrooms, department stores, and other outlets carrying the Imagination Machine.

Compucolor Utilities. Soundware includes the necessary hardware and software to create sounds on the Compucolor II system. It is programmable from BASIC and melodies of three octaves can be created. \$49.95. Three diskettes called Statistics I, Statistics II and Statistics III are also available. Statistics I includes a regression analysis; capability to plot up to three graphs; and ability to compute and display several measures of central tendency and other quantiles, dispersions, skew, kurtosis, and moment about the mean from grouped or ungrouped data, and a graph program that displays histograms/polygonal graphs for grouped or ungrouped data. Statistics II includes multiple linear regression up to six variables, with or without transforms; polynomial regression using a polynomial of degrees up to five; the fit of binomial, norm, or Poisson distributions to input data; and a chi-squared test. The last element uses data from a set of samples of varying sizes to compute statistics for each sample, to analyze variance between samples, and to provide estimates of the evaluation mean. Statistics III features trend regression, deseasonalization, or other cyclic adjustments and smoothing of a time series; the ability to compute eight types of index numbers for several sets of data with any set used as the data for the base period; or computing capability for variation within or between pairs of data series using Mann-Whitney test and rank correlation. Statistics I is \$24.95, Statistics II, \$29.95 and Statistics III, \$29.95. Address: Compucolor Corp., Box 569, Norcross, GA 30091.

PET Array Handling. Matric, an array handling package, transforms PET/CBM machines into powerful research and teaching instruments. The 5K assembly language program expands Commodore BASIC with 14 new statements. Variations lead to more than 25 distinct operations. A single MATRIC statement displays a matrix on screen and the values can be changed and entered. Another statement transfers data between matrices, transfers diagonals between matrices or fills a matrix with a constant. Other statements transpose matrices, transfer diagonals between matrices or from a matrix to a vector (and vice versa), or fill the diagonal with a constant. Vector and matrix addition, squares, and square roots are provided. Matrices can be inverted and the absolute value of determinant obtained. Eigenvalues and Eigenvectors for symmetrical matrices can be computed. All statements can be used in BASIC programs or entered directly. Many other matrix operations are provided. Versions for 8K, 16K or 32K machines are available. \$125. Address: Cognitive Products, Box 2592, Chapel Hill, NC 27514.



BW-2630 Battery Tool



BW-2630 \$19.85*
BT-30 \$ 3.95*
BT-2628 \$ 7.95*


BW-2630 BATTERY TOOL

The new BW-2630 is a revolutionary battery powered wire-wrapping tool. The tool operates on 2 standard "C" size NiCad batteries (not included) and accepts either of two specially designed bits. Bit model BT-30 is for wrapping 30 AWG wire onto .025" square pins; BT-2628 wraps 26-28 AWG wire. Both produce the preferred "modified" wrap.

Designed for the serious amateur, BW-2630 even includes both positive indexing and anti-overwrapping mechanisms — features usually found only in industrial tools costing five times as much. Pistol grip design and rugged ABS construction assure performance and durability. In stock at local electronic retailers or directly from

OK Machine & Tool Corporation
3455 Conner St., Bronx, N.Y. 10475 U.S.A.
Tel. (212) 994-6600 Telex 1250E1

Minimum billings \$25.00, add shipping charge \$2.00
New York State residents add applicable tax



INTRODUCING THE NEW HOBBY-BLOX™ SYSTEM.

HOBBY-BLOX™. The new modular circuit building system designed especially for electronic hobbyists.

Until now, hobbyists had to buy "professional" solderless breadboards for their projects and pay "professional" prices. But now there's Hobby-Blox™, a brand new solderless breadboarding system that's not only economically priced but offers far more advantages to the hobbyist.

At the core of the system are two starter packs, one for discrete component projects, the other for integrated circuit projects. Each comes with a number of Hobby-Blox system modules that fit into a tray and an illustrated project booklet which shows you step-by-step how to build ten projects with the existing modules of each pack. Either starter pack is available for under \$7.00.

You can add modules at any time to build new projects or expand on existing ones. The Hobby-Blox system includes 14 separate module packs that can be purchased individually.

Modules include Tray, Terminal Strip Pack, Distribution Strips, Bus Strip, 3 x 16 Terminal Strip, Discrete Component Strip, L.E.D. Strip, Vertical Tray Pack, Speaker Panel Pack, Control Panel Pack, Blank Panel Pack, Battery Holder Pack, Binding

Post Strip, Tray Extender Clips. Modules are priced from \$1.29 to \$3.59.


All modules are color-keyed and letter-number indexed to make circuit building even easier.

The Hobby-Blox system is compatible with DIPs of all sizes and a wide variety of discrete components. Simply plug in your components and interconnect with hookup wire. No soldering, and all components can be used again and again.

How far can you go with the Hobby-Blox system? Take a look at the example on the page to the left and see for yourself. Then you'll know why we say, "with Hobby-Blox, your only limit is your imagination!"

For a free catalog and the name of your nearest Hobby-Blox dealer call Toll Free (800) 321-9668.

Patents Pending
©A P PRODUCTS INCORPORATED 1980
Prices shown are current suggested U.S. resale.



A P PRODUCTS INCORPORATED
1359 West Jackson Street
Painesville, Ohio 44077
(216) 354-2101

In Europe, contact A P PRODUCTS GmbH
Baeumlesweg 21 • D-7031 Weil 1 • W. Germany

CIRCLE NO. 6 ON FREE INFORMATION CARD

Popular Electronics Tests

Magnavox T809

19" Color TV Chassis



MAGNAVOX is presenting essentially the same color TV lineup in 1980 that it had last year, with the exception of a "cost-effective" T809-10 and new 13" sets. Otherwise, allowing for the usual cosmetic knob and cabinet changes, the major T809 (19") and T815 (25") console receivers carry over the exciting electronic "firsts" from 1979.

These include the first microprocessor tuner control for channel change and programming, an expanded midband CATV tuning arrangement, as well as its justly famous comb filter, whose 4-MHz bandpass from tuner to cathode ray tube is an industry mark yet to be duplicated.

Other 4-MHz receivers will likely appear among the better TV receivers in time. After all, what's the use of buying a quality TV that won't reproduce full bandpass from a video disc or first-rate broadcast? The same reasoning applies to cable TV: either your new receiver tunes at least the midband cable channels, or you're wasting at least the extra cost of an outboard converter.

The T809 19" chassis we've chosen for examination this month, which is the basis of 14 new Magnavox color TV models (Fig. 1), includes all of these niceties. It is assembled from nine plug-in modules, an accessible U-shaped mother board, and eight prov-

Popular Electronics

JULY 1980

en integrated circuits, seven of which are ordinary off-the-shelf items available from Magnavox, or distributors. Only the low-level luminance IC on the low-level video (LLV) module is proprietary (a generic number is not yet released). Best of all, six of these ICs also fit the 25" T815 chassis and

‘... bandpass of 4 MHz from tuner to CRT is an industry mark...’

can be identified by both semiconductor manufacturer names and specific Magnavox part numbers.

Chassis Features. Three particular features of the T809 deserve special consideration: the dual i-f (intermediate-frequency) strip, the LLV module, and its accompanying comb filter in the top models.

Early versions of the T809 were blessed with a trio of n-channel depletion-mode MOSFETs. Their leakage currents were little affected by ambient temperature and the devices displayed good square-law transfer characteristics and high input impedances. So they are especially useful as low-capacitance feedback amplifiers with negligible cross-modulation. In these 358F3s, charge carriers are always present and flowing unless a reverse gate bias voltage inhibits (depletes) the flow and decreases conductivity.

MODEL T809 CHASSIS LABORATORY DATA

Parameter	Measurement
Tuner/receiver sensitivity (before snow):	vhf: -60 dBm uhf: -48 dBm
Voltage regulation (line varied from 104 to 130 V):	Low voltage: 24 V (100%) 250 V (97%) High voltage: 25 kV (97%)
Luminance bandpass at CRT (with comb filter):	4 MHz
S/N at CRT:	38 dB
Horizontal overscan:	13%
Chassis power requirements (signal applied):	105 W
Agc response (smooth swing)	> 40 dB
Direct coupling (or dc restoration):	> 90%
Convergence:	> 85%
Audio bandpass:	50 Hz to 10 kHz

A second gate, of course, makes these metal-gate FETs excellent gain-controlled amplifiers, very similar operationally to multigridded electron tubes.

In the late T809 and T815 chassis, a single IC supplants the discrete MOSFET devices just described, combining i-f amplifier, agc, detector, and video amplifier functions. Happily, it is a solid retrofit for the older i-f module and may be interchanged at will. Magnavox claims that in performance and picture quality you won't know the difference.

A fourth-generation IC, RCA's CA3153G, features improved keyed agc response, low noise, good linear-

ity, an internal shunt regulator, and gold chip metalization; and it interfaces appropriately with RCA's CA3139, an aft. It employs a special sample-and-hold (capacitor-charge) circuit that allows fast agc response and also reduces vertical sync effects on the video output that could cause undesirable modulation. A special noise configuration is added to reduce agc gain during both spikes and over-voltage noise.

The special Magnavox comb filter effectively separates chroma and luminance, while providing a full 330 lines of horizontal resolution (4 MHz) at the high bi-potential 100° in-line

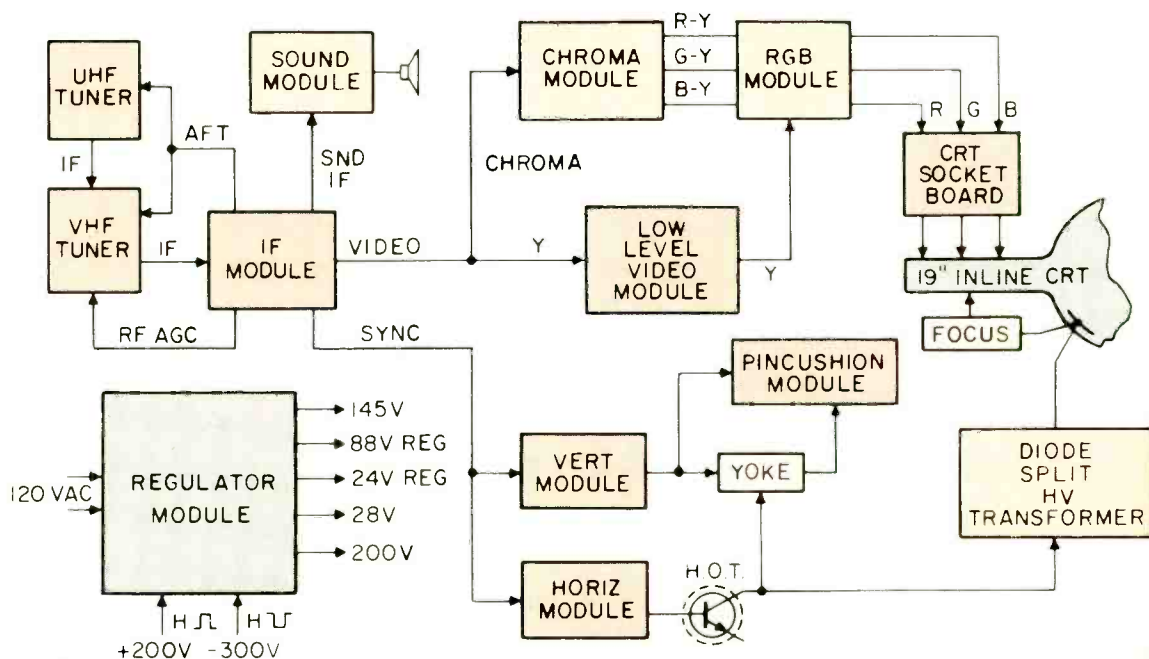


Fig. 1. Simplified block diagram of the T809 19-inch chassis, on which 14 new Magnavox color-TV models are based.

All artwork courtesy Magnavox.

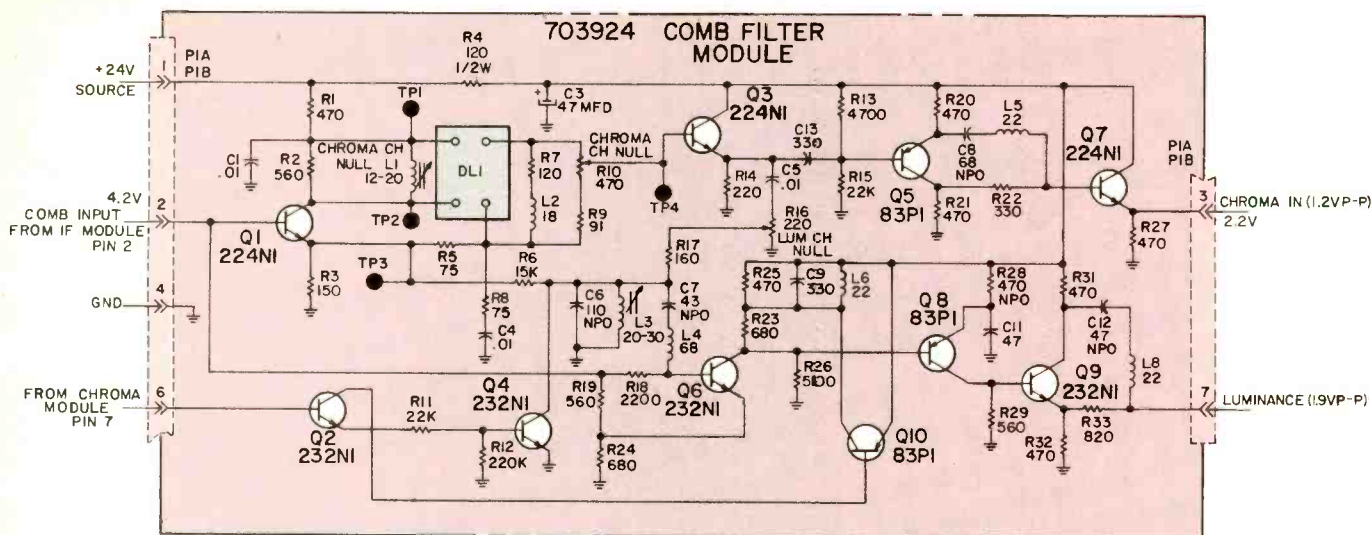


Fig. 2. Schematic of the comb-filter module with chroma defeat and full chroma/luminance circuitry.

picture tube. And greater resolving power makes for sharper pictures. This video bandpass (at the CRT) is the widest of any consumer TV set now marketed in the U.S., based on manufacturer claims. Available with and without comb-filter defeat, the circuit is offered in the lesser version as Module 704203, and with full circuitry as Module 703924. Technically, here's how the comb filter works:


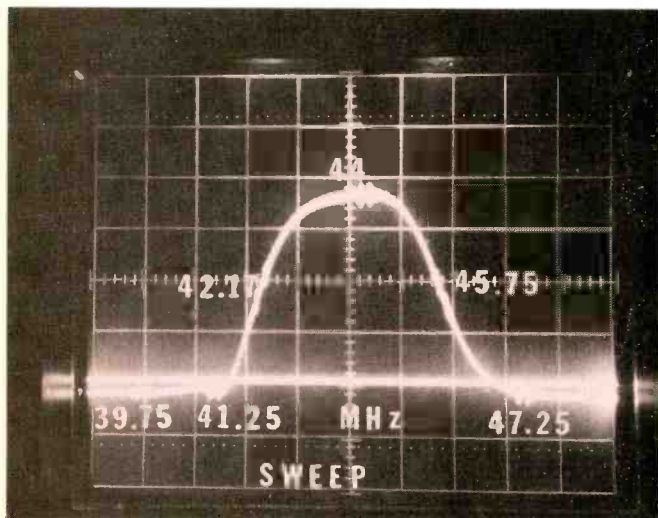
The assembly amounts to a series of amplifiers, a glass delay line (Fig. 2) and a series of LC filters, one of which is adjustable. Composite video applied to the base of *Q1* is output in opposing phases across its collector and emitter resistors. One phase is delayed for a full line width of 63.5 μ s through *DL1*, with in-phase and out-of-phase components summed across chroma null po-

tentiometer *R10*, cancelling out-of-phase luminance to leave only chroma. Follower *Q3* passes this chroma through complementary amplifiers *Q5* and *Q7* for the succeeding chroma processor. As this occurs, a sample of the chroma develops across luminance null potentiometer *R16*, and is filtered by parallel *C6-L3*. It is next applied to the base of *Q6* through a series tuned circuit, *C7* and *L4*, that resonates at 2.95 MHz and passes the chroma double sideband signal (3.08 to 4.08 MHz) to this amplifier.

A second composite video input is also routed to the base of *Q6*, which acts as the chroma-luminance separator. Since chroma alternates phase every other line, color information at the base of *Q6* cancels chroma in the composite signal, leaving pure luminance to be further amplified by pnp and npn complementary amplifiers *Q8* and *Q9*. When only monochrome is

broadcast, a high from the chroma module turns on *Q2*, which causes gate *Q4* to remove all noise and other signals at *R6*, permitting only luminance information through *Q9* to be processed. At the same time, pnp *Q10* is turned on, supplying additional current to the collector of *Q6* and the base of *Q8*, ensuring full amplitude luminance output.

The final chassis module of special interest is the low-level video configuration and its still proprietary 612105 integrated circuit. Developed and produced jointly by Kenneth Skinner of Magnavox Consumer Electronics and William Cocke, National Semiconductor, the chip itself contains three luminance amplifiers, a dc level shifter, regulator, adder, enhance amplifier, and comparator. Comparison lev-



Scope photos show that the T809 chassis has a 4.1-MHz bandpass at both the video detector and cathode-ray tube and can easily be sweep-aligned.

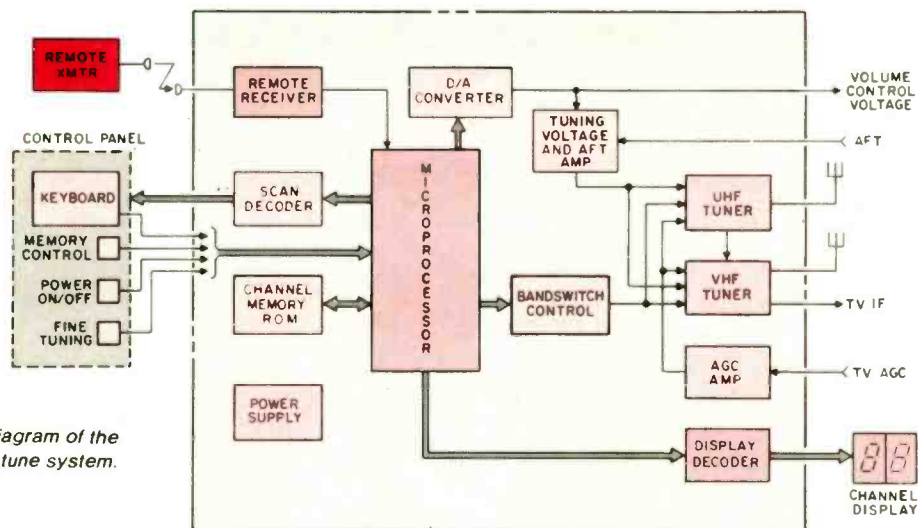


Fig. 3. Block diagram of the microprocessor touch-tune system.

el is set by an operator preference control, referenced to the back-porch level of the horizontal sync pulse, and compared each time the flyback transformer pulses during its usual 11–12- μ s horizontal blanking interval. Any disparity between operator-set dc reference and the back-porch clamp will make the comparator charge or discharge an external capacitor, shifting dc levels in the luminance-signal path to regain a steady dc reference for constant black-level control. Dc coupling prevails throughout the circuit.

There is also a picture enhancement/dehancement function that originates from a tap on the delay line. When zero crossing of the signal at the particular summing junction reaches midpoint of the luminance-signal transition from low to high, enhancement can be varied by the adjustment of an external sharpness control. With detail signal polarity reversal, however, a dehancement occurs which is useful when signals have been previously overpeaked or when signal/noise ratios are poor.

A picture operator control is common to both luminance and chroma stages and is nothing more than a dc bias set for two pairs of differential amplifiers connected to current source luminance and chroma inputs. Voltages higher or lower than reference biases permit more or less signal current to flow, but a clamp capacitor can compensate for dc current changes so that the output voltage is held constant for various picture and contrast control settings. Additional circuitry prevents double compensation for chroma level variations, ensuring that only Auto Contrast and IC1 on the LLV module affect chroma gain.

The Remaining Circuits. The chroma module consists of standard monolithic integrated circuits having

only automatic chroma control (acc), automatic phase control (apc), 3.58-MHz oscillator adjustments, and RGB-Y demodulation. Luminance and chroma recombination occur on the RGB module in the final amplifiers before the CRT. There are preset controls for those who refuse or are unable to tune a color receiver themselves and don't care if fleshtones do expand across picture detail where they shouldn't. There is also a Magnetic Pincushion module, controlled by pulse energy from the vertical windings on the deflection yoke, that straightens raster sides, while top and bottom pincushion correction originates in special torroidal and saddle-wound deflection yoke design.

Although this receiver hasn't a self-regulating power transformer—which the author considers advantageous for both initial voltage regulation and line-transient reduction—it does feature an 88-volt regulator for the horizontal output that's switched at the receiver's horizontal rate from pulses developed by the flyback transformer. An SCR in this circuit shuts down the regulator whenever overloads, especially abnormal currents, occur in the horizontal output.

... an unusually fine receiver, even among deluxe models.'

Tuners in these 14 new 19" sets (BK4166 through BK4466) employ diode bias switching (vhf high/low) and Varactor oscillators for both vhf and uhf bands, since back-biased diode capacitance (in Varactors) is sufficient to select channels among

the three groups of frequencies. Discrete voltage tuning does the trick for individual station location, and Magnavox's Touch Tune calculator-like control does the rest, aided by a microprocessor in either local or remote-controlled receivers (Fig. 3). Channels are placed in a ROM, and there's a scan decoder return to the keyboard. The microprocessor routes information to a D/A converter, bandswitch control, and display (LED) decoder. Midband CATV channels B through I (derived from uhf channels 84 through 91) may be directly tuned since Ch. 69 is the highest channel in broadcast use.

Comments. As the various measurements show, this is an unusually fine receiver, even among deluxe models. Very good color, brightness, contrast, control functions, voltage regulation, and audio, along with outstanding detail and resolution, are all highly positive recommendations.

The luminance gray scale and vertical/horizontal linearity are very good, as are interlace and color fidelity. Serviceability, in addition, should be fairly convenient. Exchange module prices range from \$4.72 to \$65 in regular chassis, and ICs from \$3.32 to \$20.17. Special remote-control modules and ICs are somewhat higher because of their complexity and limited production.

One might like to see a little better than 38-dB S/N ratio at the CRT, a bit more resistance to CB signals on Ch. 2, and the removal of a slight audio lag when channels are changed by remote control. But with up/down and direct-address remote tuning, CATV midband reception, efficient signal pull-in on most stations, a very clean picture, and sharp picture detail through super video bandpass, this new receiver approaches ideal color-TV performance.—*Stan Prentiss.*

CIRCLE NO. 105 ON FREE INFORMATION CARD

A TOURIST INFORMATION RADIO SERVICE

New AM broadcasts provide motorist information on local traffic, road conditions, etc.

BY LEO G. SANDS

THANKS to a recently adopted ruling of the FCC, commuters, tourists, and other drivers around the country are going to be reaping the benefits of a new Tourist Information service. They simply set their car radios to either 530 or 1610 kHz and listen to whatever words of wisdom the local authorities want to put out. Under the new rule (FCC Rule 90.242), a state, county, city, town, village, or similar government entity, or a park district or authority, is eligible to apply for a license to operate a Tourist Information Station. Such a station may broadcast descriptions of local points of interest and news such as road and traffic conditions, where to find lodging,

where to get a meal, and often more important, where to find an open gas station.

Although intended to be of help to motorists, these low-power radio stations can be used by boaters and private pilots. A boater can use his radio direction finder to take a fix on a TIS station or home in on it. A pilot can use the TIS location as a point of reference and both can listen to weather news broadcast over a Tourist Information Station.

TI stations are likely to be located near airports, railroad stations, bus depots, sports stadiums, and other places where there is often a lot of traffic. They may also be located at important intersections. In addition, a TI station can be used on a bridge or in a tunnel to feed a radiating cable antenna.

The Technical Side. TI stations are licensed in the Local Government Radio Service to an agency of a state, city, or other local government; to a highway, tunnel, or bridge authority or district; or to a park district. Transmitting range is limited by restricting a TI station to a 10-watt AM transmitter with a 15-meter vertically polarized antenna or a 50-watt transmitter whose output is fed to a leaky transmission-line antenna of up to 1.9 miles (3058 m) in length.

For optimum coverage, the vertically polarized antenna should be at least a quarter-wave long—46 m at 1610 kHz or 141 m at 530 kHz. However, by means of a loading coil, a 49' (15-m) antenna can be made to resonate at 530 or 1610 kHz. (Boats have long used 13' center-loaded antennas that are an eighth the height of a full quarter-wave antenna for operation on 2182 kHz, or 138 m, and other medium-frequency channels. Most CB antennas have loading coils that make a short whip the electrical equivalent of a 9' quarter-wave whip.)

A leaky transmission-line antenna is nonresonant and can be slotted coaxial or two-conductor parallel-wire cable; the latter is similar to TV twin-lead line but heavier. When supported above the ground alongside a road, the cable radiates a signal over its entire length. A cable antenna suspended from the roof of a tunnel or above the roadway of a bridge sends a signal that can be picked up by vehicles below.

It would be impossible for all TI stations to operate on only two frequencies without conflict unless they had adequate spacing. The rules provide that two stations using conventional antennas be at least 9.3 miles (15 km) apart;

two stations using a cable antenna be at least 0.31 mile (0.5 km) apart; and a station with a conventional antenna be 4.66 miles (7.5 km) from another station with a cable antenna. A TI station can be locally controlled at the transmitter site, or it can be remotely controlled from one or more locations.

You will be able to tune in TI stations with an ordinary car radio. Even though their dials are labeled from 54 to 160 (540 to 1600) kHz, most AM radios will actually tune down to 530 and up to 1610 kHz. A radio can be made to tune through this expanded range easily by adjusting its oscillator trimmer and padder circuits.

Additional Benefits. A TI signal can be used as a beacon by pleasure boats for homing and navigational purposes. A TI station at the south end of Manhattan, for example, could serve boats in the harbor as well as motorists approaching the Staten Island ferry and those trying to get through the heavy street traffic.

As TI begins to catch on, enterprising manufacturers are likely to offer fixed-tuned receivers that alternately sample each channel and activate the speaker or give indication when a signal is present on one or the other.

Adaptors for use with autosound systems and CB rigs should start to appear too. Such converters will probably preempt the systems to which they are attached, giving only TI capability when engaged. Eventually systems that automatically scan the TI channels the way modern rigs scan CB channel 9 may be included in CB and autosound rigs.

It is anticipated that TI stations will soon be in operation all over the country. After all, what local government could resist the opportunity to promote the tourist attractions in its area directly to passing motorists? ◇

Brainchild

Yesterday — Remember the first Heathkit Analog Computer (1957)? Or the Heathkit Single-Sideband Transmitter (1958)? How about the Heathkit Multiplex Adapter for FM stereo reception (1960)?

Each was a ground-breaking innovation for its day. Each was a Heathkit brainchild.

Today — Today's brainchildren include the popular Heathkit All-in-One Computer, a complete computer system with disk storage, smart terminal, two Z80 microprocessors — all in one compact unit.


Also rising fast, the Heathkit Screen Star, a new projection TV that brings together the best in video technology to create the sharpest color picture ever on a six-foot diagonal screen.

Heathkit imagination applied to microprocessor electronics created the Heathkit Weather Computer. It monitors current weather, tracks changes, stores data — and puts it all at your fingertips.

Tomorrow — Tomorrow's brainchild, like today's and yesterday's, will combine the newest and the best in electronics to create a new state-of-the-art.

On the drawing boards right now are new designs for amateur radios, audio components, computers, color TV's, test instruments and new educational programs — all in easy-to-build, money-saving kits.

They'll be appearing soon in Heathkit Catalogs and at Heathkit Electronic Centers. It's one catalog you don't want to be without.



Heathkit®

SEND FOR FREE CATALOG

Write to Heath Co., Dept. 010-674,
Benton Harbor, MI 49022.



VISIT YOUR HEATHKIT STORE

In the U.S. and Canada visit your nearby Heathkit Electronic Center where Heathkit products are displayed, sold and serviced. See the white pages of your phone book. In the U.S., Heathkit Electronic Centers are Units of Veritechnology Electronics Corp.



EX-379 CIRCLE NO. 20 ON FREE INFORMATION CARD



Audio Time Delay Systems

AN AUDIO BUFF is constantly seeking ways to make the sound from his audio system more realistic. That's why there's been a high level of interest in a family of audio components known as audio delay lines or "room expanders." Such a component is intended to create an auditory illusion that simulates the environment in which music is ordinarily performed—a large concert hall, a night-

club, etc.—rather than the sense of being reproduced in a small listening room.

IN THIS three-part series, we present two different types of audio delay lines, either of which can be built by a technically inclined audiophile for a relatively moderate cost. The delay line described this month and next is an analog design. Part three's project employs digital signal-storage techniques.

1. *A Low-Cost Analog Audio Delay Line*

BY JOHN ROBERTS

Analog system employs a bucket-brigade device and companion to provide adjustable delays and wide dynamic range

THE analog audio delay line described here employs a high-performance, "bucket-brigade" analog shift register and a 2:1 compansion system to preserve as much of the input signal's dynamic range as possible. According to its designer, it offers an adjustable delay time of from 5 to 68 ms, a frequency response of 30 to 12,000 Hz (+0, -1 dB), an output noise rating ("A" weighted) of -91.5 dBm at 5-ms delay, and a THD + N content of 1% at 10 kHz. A complete stereo delay-line kit

including an ac or dc power supply and a custom enclosure is available for \$250.

Delay Lines and Reverberation. Perhaps the most significant difference between a large concert hall and the typical home listening room lies in their reverberation times. Reverberation time can be defined as the amount of time it takes for a steady-state sound field to decay to -60 dB relative to the level that existed before the sound source was deactivated. The size

of a room and the materials used to construct it affect its reverberation time.

Because the speed of sound in air is relatively constant (approximately one foot or 0.3 meter per millisecond) for given atmospheric conditions, sound waves travelling in a very large room will experience fewer energy-absorbing collisions with the walls, floors, and ceiling per unit time than will similar sound waves travelling in a small room. Accordingly, sound waves in the large room decay less rapidly.

A listener in a reflective room receives a series of sound waves starting with the wave that reaches him on a direct path from the source. The reflected waves arrive at some time after the direct signal. The human ear derives from these differences in arrival times clues as to the size of the listening space.

When the reflections arrive so soon after the direct wave that they merge with it, the room "sounds" small. By contrast, larger differences in arrival times and more protracted reverberation tell the listener that he is in a large hall.

In operation, an audio delay line accepts signals from the main audio channels, stores them for a given amount of time, and then presents them to a power amplifier which drives one or more speaker systems. The speakers driven by the main-channel signals are placed in front of the listener, and the speaker(s) driven by the delayed information is (are) placed behind him or off to the sides. The goal is to syn-

thesize the reverberative characteristics of the type of environment in which the recorded program material would ordinarily be performed.

Delaying the Signal. Various means, electromechanical and electronic, are available for providing delayed signals; but cost, complexity, and space requirements make most of these impractical for use in the home. It seems fair to say that use of delayed signals to enhance home music reproduction was brought about by the availability of purely electronic delay systems.

State-of-the-art reverberation synthesizers derive suitable audio delays by means of analog or digital shift registers. In either method, the audio signal is divided at a given rate into samples that describe its instantaneous amplitude. These are sequentially deposited in a shift register that stores them for a given amount of time. The samples are clocked through the register, the end of which is connected to a circuit that reconstructs a smoothly varying analog signal out of the series of discrete samples applied to it.



The difference between analog and digital delay lines lies in the manner in which the input signal is sampled, stored, and reconstructed. In an analog system, the input signal is sampled and its instantaneous amplitude is applied to the input of an analog shift register. What happens next depends on the type of analog shift register that is employed.

If the register is a *bucket-brigade de-*

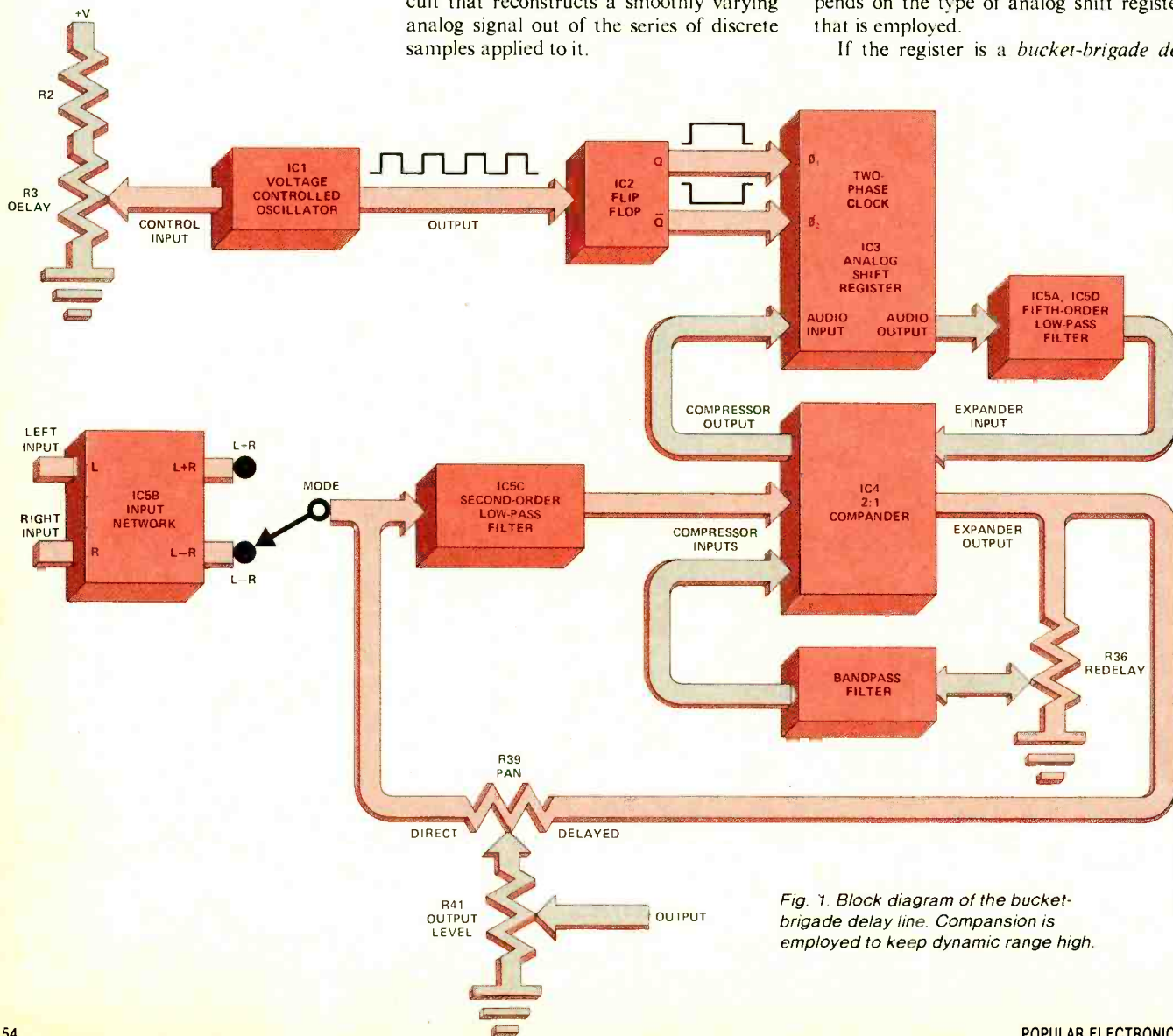


Fig. 1. Block diagram of the bucket-brigade delay line. Compansion is employed to keep dynamic range high.



Photograph of the author's prototype. The large control knob adjusts vco frequency and, hence, delay time.

vice, the sampled voltage charges a small input capacitor. This charge is then transferred to the first of a long series of storage capacitors by means of a voltage-controlled switch (a FET driven by one component of a two-phase clock). Next, a new sample charges the input capacitor and the first sample is transferred to the second in the string of storage capacitors. The sample in the input capacitor is then transferred to the first storage capacitor; the input capacitor receives a new sample; the sample in the second storage capacitor is transferred to the third while that in the first is transferred to the second; and so on.

This process goes on continuously and the analog samples of the input waveform make their way down the bucket-brigade device in the form of packets of charge being shifted from one capacitor to the next. At the end of the register, a low-pass filter integrates the staccato sequence of samples delivered to it into a smoothly varying replica of the input waveform.

The second type of analog shift register, the *charge-coupled device*, functions in a similar manner but employs a different method of storing and transferring the analog samples of the input waveform. Instead of using actual capacitors to store the charge packets, a charge-coupled device or CCD employs the equivalent capacitances of a series of MOSFET channels which form under gate structures biased by voltages greater than the MOS threshold.

The MOS elements of a CCD are close enough to each other that the free charge consisting of minority carriers stored in the inversion layer associated with one MOS capacitor (the channel) can be transferred to the channel region of the adjacent device. The transfer of charge is governed by the multi-phase clock voltages applied to the gate structures of adjacent MOS devices. In a CCD, an analog sample of the input signal is stored as a channel charge. Because CCD gates are very small (typically a few square micrometers in area), tiny amounts of charge are involved—usually from approximately 10 electrons (!) to 10^7 electrons.

In an analog delay line, the amount of delay that is obtainable depends on both the rate at which the samples are clocked through the shift register and the number of storage elements in the register. Current IC fabrication techniques have made possible the construction of BBD or CCD delay lines containing hundreds and even thousands of storage elements. Such devices offer delays as long as 100 milliseconds or more—longer than necessary for most reverberation synthesis applications.

The faster the clock frequency, the shorter the delay and, for a given device, the more closely the output signal resembles the input signal. As a rule, longer delays result in some loss of high frequencies and degradation of dynamic range. Advanced delay-line ICs offer impressive performance in spite of these limitations. For example, the Reticon SAD-4096 employed in the project to be described here has 2048 storage elements, a clock-frequency range of 8 kHz to 2 MHz, and a delay range of 1 millisecond (2-MHz clock) to 250 milliseconds (8-kHz clock). The dynamic range of its output is 65 dB when the clock frequency is a relatively low 20 kHz. The use of compansion can provide even greater dynamic range.

In a digital system, the input waveform is sampled at an appropriate rate. Each sample is applied to an A/D converter which transforms it into a sequence of bits describing its instantaneous amplitude in digital form. Each digital word describes a specific sample and is applied to either a digital shift register or to a RAM, depending on the design of the delay line. If a shift register is employed, the words are clocked through the register at a specific clock rate and eventually appear at its output. If a RAM is used, the words are written into specific memory locations, stored in them for a certain period of time, and then read out of the memory locations in the appropriate order.

As the digital words stream out of the register or are read out of the RAM, they are applied to the input of a D/A converter which changes them back into analog

form. Low-pass filtering smooths out the reconstructed analog waveform. The total delay provided by a digital system depends on the length of the shift register and the rate at which data is clocked through it or on the size of the RAM and the rate at which digital data is written into and read out of it.

Some delay line designs employ *delta modulation*. That is, the input waveform is sampled continuously and compared to the previous sample. The circuit that processes the input waveform generates an output signal that describes the result of this comparison—whether the input signal has decreased or increased in amplitude, or remained constant. If this is done, only “change” information need be clocked through a register or written into memory, rather than information completely describing the instantaneous amplitude of the input signal at each moment that it is sampled. At the output of the storage circuit, a demodulator reconstructs an analog replica of the input waveform that is low-pass filtered to remove abrupt level changes introduced by the delta modulator.

Design Considerations. A digital system's greatest advantage is that the signal degradation it introduces is fixed and independent of the length of the delay. Once a signal sample has been converted into digital form, it can be manipulated any number of times without loss. The quality of the output signal is affected only by the linearity and dynamic range of the A/D and D/A converters at the input and output.

The dynamic range of a digital system in which the digital words directly describe the corresponding input samples is approximately 6 dB per bit. A 16-bit linear digital system thus offers a dynamic range of approximately 96 dB, but is horrendously expensive. To obtain an acceptable dynamic range using fewer bits, various “nonlinear” coding schemes have been developed.

Analog delay systems bypass the complexities of A/D and D/A conversion but degrade signals more as delays become longer. Because analog shift registers are

more-specialized, lower-volume devices than their digital counterparts, analog registers are considerably more expensive. In the author's opinion, analog systems offer superior price/performance ratios for delays of less than 100 milliseconds. For longer delays, he would give digital systems the nod. As 100 ms was considered a suitable upper limit for delay time in the system, the analog approach was used.

The length of delay required depends on the reverberation times that the designer is attempting to synthesize. In the author's opinion, audibly believable reverberation can be generated by feeding the output signal of the delay device back to the input. The resulting multiple repetitions simulate the arrivals of reflected sounds along paths of different lengths. In such a system, the reverberation time can be calculated from the length of the delay and the gain of the feedback loop. For example, if the signal is delayed 50 ms and the gain of the loop is -3 dB, it will take 20 recirculations of the signal before the output level decays to -60 dB relative to its initial amplitude. The reverberation time is thus one second.

Natural-sounding reverberation can be achieved with a maximum shift-register delay of 40 to 60 ms as long as the recircu-

**PARTS LIST
DELAY CIRCUIT**

- C1, C18, C19, C32—0.1- μ F, 50-V disc ceramic capacitor
- C2—100- μ F, 16-V radial-lead electrolytic
- C3, C13, C16, C25, C27—4.7- μ F, 16-V radial-lead electrolytic
- C4—0.01- μ F, 5% Mylar capacitor
- C5, C11, C21, C22, C24—100-pF, 5% polystyrene capacitor
- C6, C7, C8, C12, C17—1- μ F, 25-V radial-lead electrolytic
- C9, C14—5-pF, 50-V disc ceramic capacitor
- C10—2200-pF, 5% polystyrene capacitor
- C15, C26—0.47- μ F, 25-volt radial-lead electrolytic
- C20—1000-pF, 5% polystyrene capacitor
- C23—510-pF, 5% polystyrene capacitor
- C28—0.0022- μ F, 5% Mylar capacitor
- C29, C30—470-pF, 50-V disc ceramic capacitor
- D1, D2—1N914 diode
- IC1—CD4007AE dual complementary pair plus inverter
- IC2—CD4013AE dual D flip-flop
- IC3—SAD-4096 bucket-brigade analog shift register (Reticon)
- IC4—NE570N compander
- IC5—TL074CN quad BiFET op amp
- J1, J2, J3, J4—phono jacks

- The following, unless otherwise specified, are 1/4-watt, 5%, fixed carbon-composition resistors.
- R1, R6, R7—1000 ohms
 - R2, R10 through R15, R22, R31, R32, R34—100,000 ohms
 - R3, R36, R41—100,000-ohm, linear-taper potentiometer
 - R4, R25, R26—3300 ohms
 - R5—300,000 ohms
 - R8, R40—100 ohms
 - R9—75,000 ohms
 - R16, R17—22,000 ohms
 - R18, R35—68,000 ohms
 - R19, R20, R37, R38—43,000 ohms
 - R21—10 ohms
 - R23—36,000 ohms
 - R24, R27, R28—15,000 ohms
 - R29—62,000 ohms
 - R30—180,000 ohms
 - R33—20,000 ohms
 - R39—10,000-ohm, linear-taper potentiometer
 - S1—Dpdt pc-mount push-on/push-off switch
- Misc.—Printed circuit board, IC sockets or Molex Soldercons, circuit board stand-offs, control knobs, suitable enclosure, shielded patch cords, hookup wire, etc.

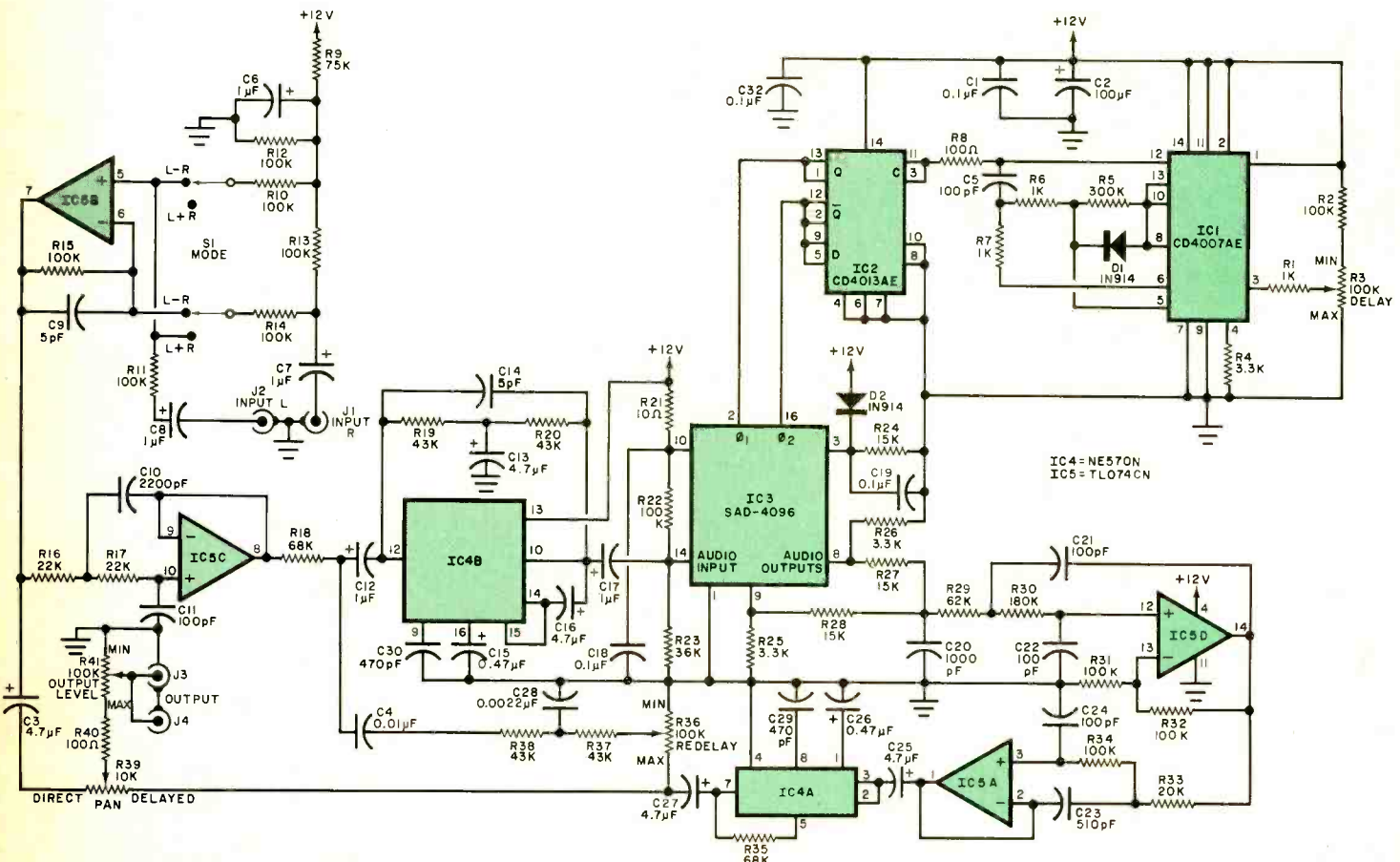


Fig. 2. Schematic diagram of the delay line. Two audio input channels are combined by IC5C into a single channel which is delayed by IC3.

KIT AVAILABILITY

The following are available from Phoenix Systems, 375 Springhill Rd., Monroe, CT 06468: complete kit of parts including enclosure for a single-channel, dc-powered delay line, No. P-25-DLC, for \$145; complete kit of parts including enclosure for a single-channel, ac-powered delay line, No. P-25-DL, for \$150; complete kit of parts including enclosure for a two-channel, ac- or dc-powered (specify) delay line, No. P-25-SDL, for \$250. All items postpaid within continental US. COD orders subject to \$2 surcharge. Connecticut residents, add state sales tax. Information on subassemblies and individual parts will be published next month.

lation loop gain is well below 0 dB. A loop gain of more than 0 dB will make the system unstable.

The bandwidth of the delay line and the rate at which its input signal is sampled are intimately related. Although standard high-fidelity practice would dictate a flat frequency response between 20 and 20,000 Hz, a narrower bandwidth is appropriate for a delay line. The principal reason for this is that natural reverberation generally causes high-frequency attenuation.

Sampling theory indicates that a signal must be sampled at least twice every period if it is to be reconstructed into continuous form without error. The sampling frequency thus should be at least twice that of the highest frequency in the signal. Furthermore, a rolloff caused by the reconstruction process itself results in a response 3 dB down at approximately one-third of the sampling frequency. (This rolloff is in addition to any due to a smoothing filter at the output.)

Any signal frequency greater than one-half of the sampling frequency will stimulate the production of aliases or beat tones that fold back into the useful passband. For example, if a 22-kHz signal is sampled at a rate of only 40 kHz, an alias will appear at 18 kHz. Accordingly, for all of the above reasons, it is good design practice to band-limit the signal to be sampled to about one-third of the sampling rate.

About the Circuit. The Analog Audio Delay Line appears in block-diagram form in Fig. 1 and schematically in Fig. 2. The block diagram shows the principal function stages of the project.

A voltage-controlled oscillator generates a train of pulses at a rate determined by the setting of the DELAY potentiometer. The oscillator drives a flip-flop which provides a two-phase clock signal by means of its complementary (Q and \bar{Q}) outputs. This two-phase clock governs the transfer of signal samples within the analog shift register.

An op-amp input stage accepts signals from the two main stereo channels and generates either an L+R or L-R output, depending on the position of the MODE switch. A considerable saving in system cost and circuit complexity can be realized by combining the main stereo channels to form one channel of delayed information.

Summing the two main channels before delaying them results in a conventional monaural signal that is then delayed, amplified and reproduced by a single loudspeaker. The usefulness of the L-R mode can be dramatically demonstrated by listening to a stereo FM broadcast. During the musical portion of the broadcast, relatively high levels of L+R or stereo reverberation can be introduced to provide a


pleasing audio effect. When the announcer's voice is heard, it sounds as if he is talking from the bottom of a well. This can also happen when a centered vocal or instrumental soloist predominates.

The L-R mode, in which the direct center components are cancelled out, can prevent this from happening. An additional benefit provided by the L-R mode is realized because of the common mixdown practice of placing room or ambience microphones and studio reverberation unit output signals away from center. Although it is not possible to completely characterize the differences in sound quality provided by the two modes, the author's experience is that L-R reverberation sounds "softer" or more subtle. The type of music and the particular mix-down will determine which mode is more pleasing.

The signal from the input network is applied to a second-order active low-pass filter with a cut-off frequency of 15 kHz. This prevents foldback/aliasing problems

ter, which permits adjustment of the amount of delayed signal fed back to the input compander, as well as a passive bandpass filter (R37, R38, C4 and C28). The bandpass filter provides additional high-frequency rolloff for each recirculation of the signal and some low-frequency rolloff. The accelerated absorption of high-frequency components simulates the treble loss of natural reverberation; the low-frequency attenuation prevents the reverberant signal from sounding muddy.

Complementary compression and expansion make it possible for the delay line project to have an impressive dynamic range. The rated S/N of the SAD-4096 analog shift register varies from more than 75 dB for its shortest delays to approximately 65 dB for its longest delay time. The compansion employed in this project allows the delay system to have a very large dynamic range. As measured by the author, the IHF "A" weighted noise at the project's delayed output is -91.5 dBm at



This photograph of prototype shows how author housed main pc board and ac supply inside custom enclosure.

that might otherwise occur. A 2:1 IC compressor acts on the filter output before it is applied to the analog shift register. Also applied to the compressor input is a signal component that is provided by the recirculation loop.

Delayed audio signals appearing at the output of the analog shift register are treated by a fifth-order active low-pass filter before being processed by a 1:2 IC expander. This filter smooths out the signal provided by the delay line and suppresses any ultrasonic clock energy contained in it. One portion of the expander output makes its way back to the compressor input by means of a recirculation loop. This loop comprises R36, the REDELAY potentiometer,

5 milliseconds and -89 dBm at 100 milliseconds. Input-level adjustments are therefore unnecessary.

Output signals are presented to PAN control R39. This potentiometer allows the user to drive the subsequent stages in the signal chain with a fully undelayed audio signal (when the wiper is set to the DIRECT extreme of its travel), a fully delayed signal (when the wiper is set to the DELAYED extreme of its travel), or with a mixture of the direct and delayed versions of the input signal (when the wiper is set between the two extremes of its travel). Potentiometer R41 can be adjusted for the desired balance of front to back sound levels.

(To be continued next month)

THE phase-locked-loop (PLL) circuit has been around for many years now. It wasn't until it was introduced in integrated circuit form to 40-channel CB transceivers, however, that it truly came into prominence. Now it's conspicuously used in other electronic equipment, such as FM tuners and amateur radio gear.

Presented here is detailed information

on how a PLL circuit works in CB applications, followed by step-by-step troubleshooting analysis of a typical PLL CB system. The principles are applicable to other equipment using PLLs.

Why Use PLLs? The switch to PLLs was necessitated by the CB move from 23 to 40 channels. The old system, in which a bank of crystals in a "Crystal-


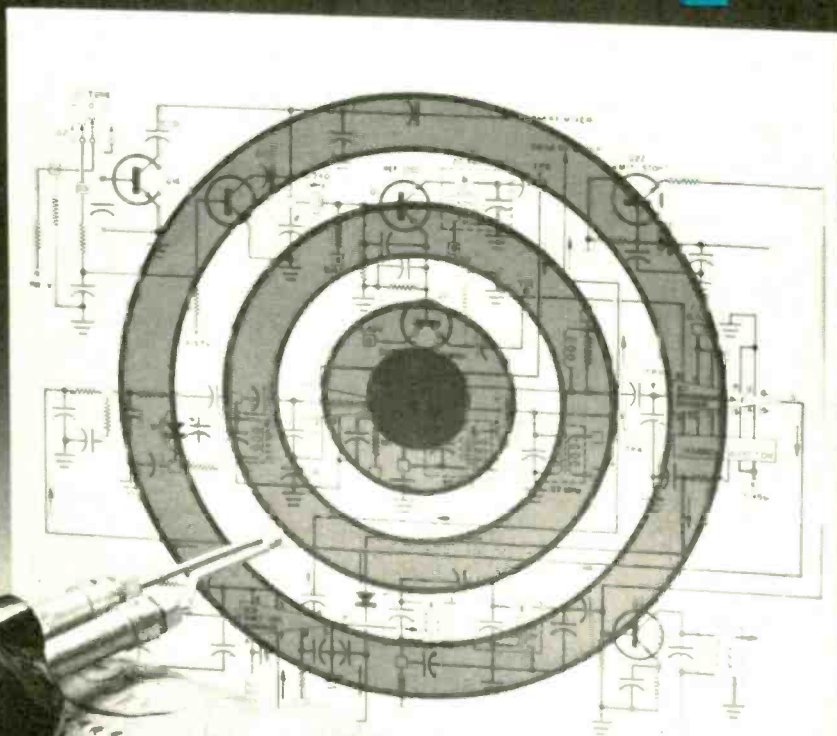
plexer" arrangement was used, would have been prohibitively expensive. By switching to the PLL, it was possible to synthesize all channel frequencies with just two or three crystals. Increased accuracy and stability were bonuses.

Another advantage of the PLL is that its digital circuitry is compatible with electronic numeric displays, which provide large, easy-to-read numerals.

How a PLL circuit works, how it is used in communication equipment, and how to locate circuit defects

Troubleshooting Phase-Locked-Loop Circuits

BY HAROLD KINLEY



Actual PLL Circuit. Shown in Fig. 1 is an actual circuit commonly used in many CB transceivers. The one shown here appears in the Boman Model CB-930 transceiver. The total system, including delta-tune and transmit-stop circuits, is composed of five transistors and three integrated circuits. The small boxes in Fig. 1 are used to indicate interconnections to other circuits within the overall system.

Divider *IC1* can be programmed to divide the input frequency present at pin 2 by a divisor selected via CHANNEL SELECTOR switch *S1*. This switch provides either 5.36 volts (logic 1) or zero volts (logic 0) to programming pins 9 through 15 of *IC1*.

Each programming pin has a "weight" (value) that increases in binary fashion (each number is twice the previous one) as the pin numbers go down. For example, pin 15 is weighted 1, pin 14 is 2, pin 13 is 4, etc., proceeding down to pin 7 weighted 256. Since pin 7 is permanently connected to 5.45 volts, it is always a 1 hence 256 must be added to the divisor. Pin 8 (which should be 128) is permanently connected to ground, hence it has no weight and can be disregarded.

As shown in Table I, the truth table for the *IC1* programming pins, each channel has a unique array of 1's and 0's. In the case of channel 1, pins 9, 12 and 14 are selected high (1). Therefore, the divisor is 256 (pin 7) + 64 (pin 9) + 8 (pin 12) + 2 (pin 14) which equals 330, the divisor for channel 1.

Also contained in *IC1* is a phase comparator and a constant divider, the latter dividing the input at pin 3 by 1024. Both inputs of the phase comparator are fed with separate 10-kHz signals and the comparator's output frequency is determined by the relative frequency or phase differences between the two input signals. This output is then filtered to obtain a steady dc-level "error" signal that is used to control a voltage-controlled oscillator (vco).

Vco and Mixer. Contained in *IC2* are a vco and a mixer. When two different frequencies are fed to pins 2 and 4, their sum and difference appear at pins 6 and 9, respectively.

The heart of the vco is Varactor diode *D1*, whose capacitance varies with changes in bias voltage. The oscillator in *IC2* is controlled by the external components connected to pin 1. The LC network that parallels *D1* also has an effect on the nominal 17-MHz operating frequency of the vco.

Although *IC2* and *IC3* are identical, the oscillator in *IC3* is crystal controlled at 10.695 MHz. The outputs from pin 6 of *IC2* and the 10.695-MHz oscillator

go to *IC3*'s mixer. Their difference appears at pin 9 of *IC3*.

The basic reference frequency is generated by oscillator *Q1*, which operates at 10.240 MHz. The secondary of *T1* is tuned to the 20.480-MHz second harmonic of the oscillator signal.

Detailed Analysis. Let us use channel 1 (throughout this article) to analyze system operation. Refer to both Fig. 1 and Table I. Since pin 7 (not listed) is always high, its weight of 256 must be added to the final tally to obtain the divisor on all channels.

Also shown in the chart is the divider input at *TP3* (3.300 MHz for channel 1) and the receiver and transmitter outputs at *TP4*.

The 3.300-MHz signal is obtained as follows. The *IC2* mixer is fed a 20.480-MHz signal from *T1* and another signal from the vco. The latter goes to the mixer at pin 2. The 20.480-MHz signal goes into the mixer via pin 4. The sum and difference of the two signals appear at pins 6 and 9, respectively, of *IC2*.

Calculate the vco frequency as follows. From Table I, the *IC2* sum output frequency is 37.660 MHz. Since the vco frequency is mixed with 20.480 MHz to obtain 37.660 MHz, $F_{vco} = 37.660 \text{ MHz} - 20.480 \text{ MHz} = 17.180 \text{ MHz}$. The difference of the vco frequency and 20.480 MHz is 3.300 MHz, which is present at pin 9 of *IC2* and pin 2 of *IC1*. The programmable divider then divides the input by 330 to yield 10 kHz. This 10-kHz signal is fed, within *IC1*, to one of the inputs to the phase comparator.

The other 10-kHz signal used for the reference is derived as follows. A 10.240-MHz signal from the emitter of *Q1* is amplified by *Q2* and fed to pin 3 of *IC1*, where it is divided by 1024. This yields the 10-kHz reference signal required for the reference input to the phase comparator.

The comparator constantly compares the phases of the two 10-kHz signals fed to it, and its output varies with the differences. Since the reference oscillator is crystal controlled, its output is very stable. The frequency of the signal from the vco, on the other hand, is likely to drift. Any drift is interpreted by the comparator as a phase change, which results in an error voltage at pin 5 of *IC1*.

The error voltage is fed to *D1*, where it changes the bias (hence, capacitance) and, in turn, changes the vco frequency. The vco "hunts" for the correct frequency. When it finds it, the error voltage stabilizes to keep the voltage-controlled oscillator on frequency.

In the receive mode, the 37.660-MHz signal from pin 6 of *IC2* goes to the first r-f mixer, where it combines with the 26.965-MHz channel-1 signal to yield

10.695 MHz. This is the first i-f. In the second r-f mixer, the 10.695-MHz i-f combines with 10.240 MHz (from the reference oscillator) to yield the second i-f 455-kHz signal.

On transmit, the 37.660-MHz signal from pin 6 of *IC2* goes to pin 4 of transmit-oscillator/mixer *IC3*. The other mixer input at pin 2 is fed the 10.695-MHz oscillator signal. When 37.660 and 10.695 MHz are mixed, the result is 26.965 MHz. This is the channel-1 frequency, which is then fed to the following transmitter stages.

Delta Tune & Transmit-Stop. With delta TUNE switch *S2* set to 0, *Q17* conducts and grounds one end of *C132*, which is part of the frequency-determining circuit. This removes *C131* from the circuit. When *S2* is set to -, *Q17* cuts off and *Q16* conducts. Capacitor *C131* is now in and *C132* is out of the circuit. The larger capacitance of *C131* lowers the frequency and makes it possible for stations off-frequency to the low side to come in better.

The delta-tune circuit is designed so that when the transmitter is keyed on, *Q17* is forward biased. With *S2* set to - and the MODE switch set to RECEIVE, *Q16* conducts. Supply point 8 has 7.88 volts applied to it on transmit and 0 volt on receive. Similarly, point 9 is "live" only on transmit. So, when the transmitter is keyed, forward bias on *Q16* is removed because point 8 is dead. Simultaneously, point 9 is "hot" and *Q17* conducts, returning the oscillator to the proper frequency.

When *S2* is set to +, both *Q16* and *Q17* are cut off and remove *C131* and *C132* from the circuit. A decrease in circuit capacitance and an increase in oscillator frequency result.

The purpose of the transmit-stop circuit is to kill the transmitter if the PLL system should go out of lock to prevent off-frequency transmission. When an out-of-lock condition occurs, pin 6 of *IC1* goes low and forward biases *D22* and kills forward bias on *Q22*. Since forward bias to *Q3* is supplied through *Q22*, if the latter cuts off, forward bias on *Q3* is killed. This shuts down the transmitter until lock is restored to the PLL system.

Getting Acquainted. To properly troubleshoot a PLL system, you should get to know all its nuances through actual hands-on experience. Begin by monitoring the dc "command" voltage that keeps the vco on track at pin 5 of *IC1*. The actual measurement here is about 3.7 volts on channel 1. The reading will steadily decrease as you switch up-channel, until it is about 1.9 volts on channel 40.

troubleshooting pll

An exception to the foregoing is that there will be an increase in voltage as you go from channel 23 to channel 24 because the latter is actually lower in frequency. (See last column in Table I) When 17 new channels were added to the existing 23, channels 24 and 25 were sandwiched between channels 22 and 23. This is less confusing than it would have been if a new frequency had been assigned to channel 23 just to maintain consecutive order for the 40 channels that now make up the band.

You can determine what occurs at pin 6 of IC2 if one input to the comparator is missing by temporarily connecting a 0.05- μ F capacitor from pin 3 of IC1 to ground. This kills the reference signal here and places about 5.5 volts on pin 5 of IC1. Connecting the capacitor from pin 2 of IC2 to ground cuts off the other input to the comparator. Again, 5.5 volts appears at pin 5 of IC1. With either

input missing, the voltage on pin 5 of IC1 will remain at 5.5 volts as you tune through the channels. This can be an important clue to troubleshooting a PLL system.

Repeat the experiment while monitoring the potential at pin 6 of IC1. When the reference signal disappears, the potential on pin 6 drops to about 0.3 volt, reverse biasing Q22 and killing transmitter output. Interrupting the signal at pin 2 of IC2 causes the monitored potential to drop to practically 0, again triggering the transmit-stop circuit.

Substitute the output of a variable-frequency signal generator in the PLL system when you suspect vco failure as follows. Disconnect pin 2 of IC2 to simulate a missing vco signal at mixer-input pin 2. The vco frequency on channel 1 is $37.660 \text{ MHz} - 20.480 \text{ MHz} = 17.180 \text{ MHz}$. Using a frequency counter, tune the generator to 17.180 MHz and set it

for about a 100-mV output. Feed a signal from a CB generator to the input of the receiver so that you know when the PLL begins operating.

When the 17.180-MHz output of the signal generator is fed to pin 2 of IC2, the signal from the CB generator should come through loud and clear, indicating that the PLL is working. When the transmitter is keyed, there may be no output at first. Then there may be a brief output that comes and goes as if the PLL is attempting unsuccessfully to lock. Confirm this by monitoring the lock voltage at pin 6 of IC1, where there should be regular fluctuation. Whenever the voltage at pin 6 rises to a level sufficient to reverse bias D22, there will be an output from the transmitter. This output will not remain since the PLL cannot lock because it does not have the control over the signal generator it has over the vco.

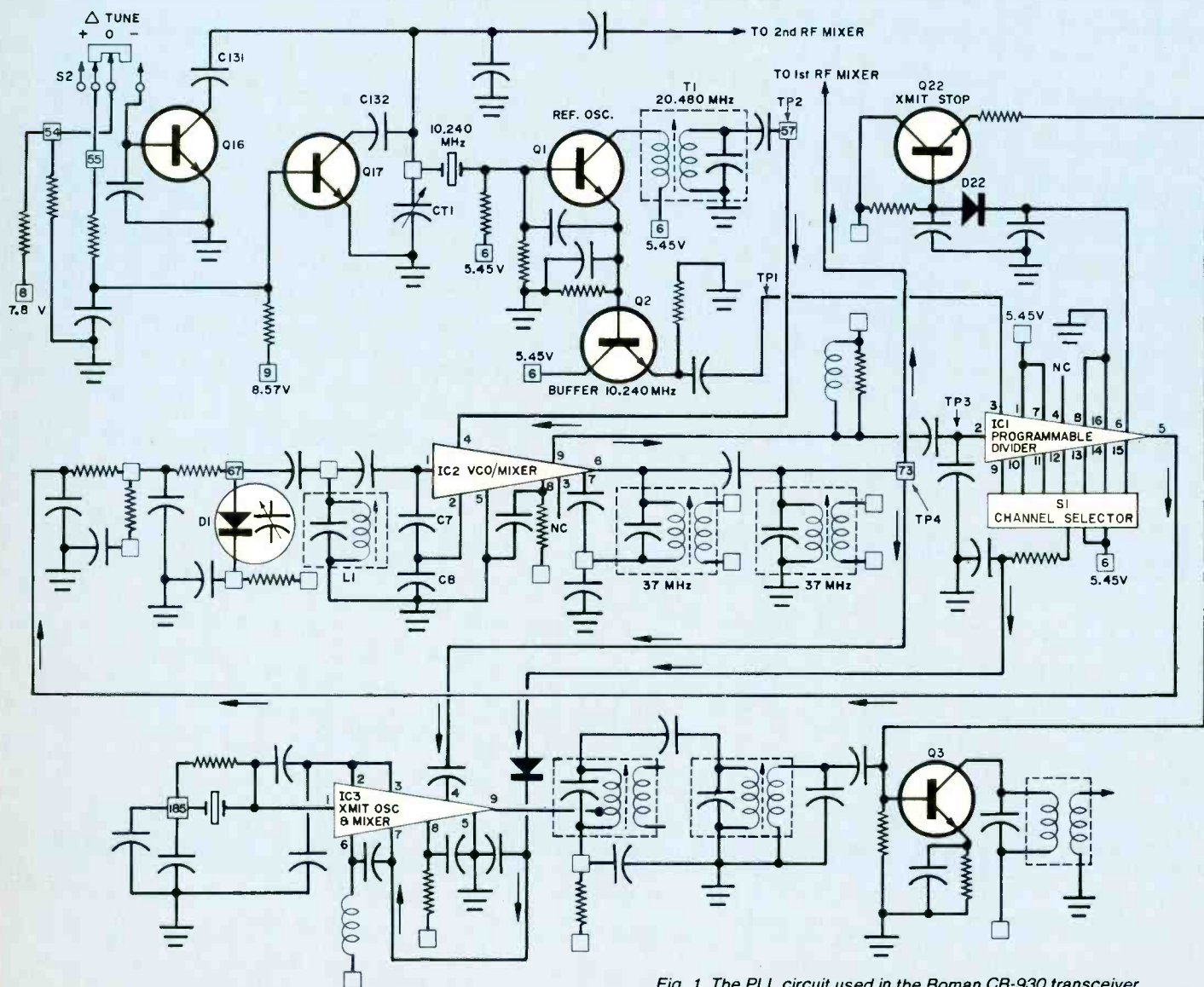


Fig. 1. The PLL circuit used in the Boman CB-930 transceiver.

Due to instrument loading effects, very few frequency-counter readings are possible around the PLL. When the test probe is touched to pins 1, 2, 4, and 6 of IC2, PLL operation will cease. The 3.300-MHz mixer output at pin 9 is the only frequency you will be able to measure on IC2 (on channel 1). However, you can measure 10.240 MHz at the emitters of Q1 and Q2 and at pin 3 of IC1. You can also measure 3.300 MHz on pin 2 of IC1. On IC3, you can measure the signal frequency at pin 9 with the transmitter keyed, but the transmitter's output will cease every time the probe tip is touched to pin 9. If you use a frequency counter with a top end of 50 megahertz or greater, you can even measure 37.660 megahertz at TP4 (point 73 in Fig. 1).

If any frequency obtained by mixing two other frequencies can be measured, the two mix frequencies must be present. For example, if you cannot measure the IC2 vco signal nor the 20.480-MHz signal but are able to measure 3.300 MHz on pin 9, you automatically know the other two signals must be present.

Troubleshooting Examples. Many conditions can render a PLL system inoperative. Suppose, for example, that the reference oscillator stops working. Without a reference, the PLL would not operate and the voltage on pin 5 of IC1 would be high and would not vary when switching through the channels. This is a clue that one of the inputs to the phase comparator is missing. Also the voltage on pin 6 of IC1 would be near 0, another

clue that one of the comparator's inputs is missing.

First, check for a 10.240-MHz signal at pin 3 of IC1. Finding nothing here, go directly to the oscillator. Check for the presence of r-f at the emitter of Q1; no r-f here pinpoints the trouble.

A missing vco signal will also cause one of the comparator's inputs to be absent. If the 1024 divider or the programmable divider is not working properly, it can cause one comparator input to be missing. A malfunctioning mixer in IC2 can also cause a comparator input to be missing.

Now, suppose the PLL is dead. About 5.5 volts is on pin 5 of IC1 and there is no output at pin 9 of IC2, but the reference oscillator is working. You must determine if the voltage at pin 5 of IC1 is high because the vco stopped working or the vco stopped working because the voltage is so high as a result of some defect in IC1.

To determine where the fault lies, tune to channel 1 and feed a 3.300-MHz signal to the input of IC1 via pin 2. Assuming IC1 is working properly, there should be near 0 volt on pin 6 until the correct frequency is applied to pin 2, at which time, the voltage should rise and fall as the PLL tries to lock. Monitor the voltage at pin 5 as you vary the frequency above and below 3.300 MHz. There should be a voltage below but none above 3.300 MHz. These results are a good indication that IC1 is okay.

Suspicion is now on the vco or mixer in IC2. Generator substitution for the vco output is called for. Remove all connections from pin 2 of IC2 by cutting through the foil trace on the pc board. Feed a 17.180-MHz (on channel 1) signal through a coupling capacitor to pin 2. Have a modulated signal feeding the input of the receiver so you know when and if the PLL starts to work. If it does, the problem is in the vco.

To determine if the trouble is within IC2 or in the external circuitry, measure the voltages on the IC pins. If this fails to produce results, you may have to substitute another IC and/or check all external components.

Summing Up. The material presented here is the result of actual tests and measurements on a commonly used PLL system. Using the material presented here as a guide, you should be able to troubleshoot virtually any CB PLL system you encounter. Note, however, that FCC regulations require anyone repairing or adjusting the frequency-determining sections of a CB transceiver to have a First-Class Commercial license. However, a radio amateur who is modifying a CB PLL rig for 10-meter operation need not have the license. ♦

TABLE I—TRUTH TABLE FOR IC1 PROGRAMMING PINS

Chan.	IC1 Program Divider Pins						(1) (15)	Div. Input in MHz at TP3	Rec. & Xmt. Synthesizer Output in MHz at TP4	Channel frequency
	(64) (9)	(32) (10)	(16) (11)	(8) (12)	(4) (13)	(2) (14)				
1	1	0	0	1	0	1	0	3.300	37.660	26.965
2	1	0	0	1	0	0	1	3.290	37.670	26.975
3	1	0	0	1	0	0	0	3.280	37.680	26.985
4	1	0	0	0	1	1	0	3.260	37.700	27.005
5	1	0	0	0	1	0	1	3.250	37.710	27.015
6	1	0	0	0	1	0	0	3.240	37.720	27.025
7	1	0	0	0	0	1	1	3.230	37.730	27.035
8	1	0	0	0	0	0	1	3.210	37.750	27.055
9	1	0	0	0	0	0	0	3.200	37.760	27.065
10	0	1	1	1	1	1	1	3.190	37.770	27.075
11	0	1	1	1	1	1	0	3.180	37.780	27.085
12	0	1	1	1	1	0	0	3.160	37.800	27.105
13	0	1	1	1	0	1	1	3.150	37.810	27.115
14	0	1	1	1	0	1	0	3.140	37.820	27.125
15	0	1	1	1	0	0	1	3.130	37.830	27.135
16	0	1	1	0	1	1	1	3.110	37.850	27.155
17	0	1	1	0	1	1	0	3.100	37.860	27.165
18	0	1	1	0	1	0	1	3.090	37.870	27.175
19	0	1	1	0	1	0	0	3.080	37.880	27.185
20	0	1	1	0	0	1	0	3.060	37.900	27.205
21	0	1	1	0	0	0	1	3.050	37.910	27.215
22	0	1	1	0	0	0	0	3.040	37.920	27.225
23	0	1	0	1	1	0	1	3.010	37.950	27.255
24	0	1	0	1	1	1	1	3.030	37.930	27.235*
25	0	1	0	1	1	1	0	3.020	37.940	27.245*
26	0	1	0	1	1	0	0	3.000	37.960	27.265
27	0	1	0	1	0	1	1	2.990	37.970	27.275
28	0	1	0	1	0	1	0	2.980	37.980	27.285
29	0	1	0	1	0	0	1	2.970	37.990	27.295
30	0	1	0	1	0	0	0	2.960	38.000	27.305
31	0	1	0	0	1	1	1	2.950	38.010	27.315
32	0	1	0	0	1	1	0	2.940	38.020	27.325
33	0	1	0	0	1	0	1	2.930	38.030	27.335
34	0	1	0	0	1	0	0	2.920	38.040	27.345
35	0	1	0	0	0	1	1	2.910	38.050	27.355
36	0	1	0	0	0	1	0	2.900	38.060	27.365
37	0	1	0	0	0	0	1	2.890	38.070	27.375
38	0	1	0	0	0	0	0	2.880	38.080	27.385
39	0	0	1	1	1	1	1	2.870	38.090	27.395
40	0	0	1	1	1	1	0	2.860	38.100	27.405

*Out of sequence—see text.



TURN/BRAKE INDICATOR FOR TRAILERS

Simple solid-state circuit permits use of 3-wire systems on older trailers with 4-wire systems on new cars

ON AUTOMOBILES manufactured after 1977, the turn-indicator and brake lights are independent. This may present a problem when one wants to haul a trailer that is equipped with the older 3-wire system in which turning and braking are indicated by the same rear light.

The interface circuit shown here permits coupling the old 3-wire system to a modern car. The circuit for only one side is shown so it must be duplicated for the other side. When using this circuit, the car light flasher does not have to be replaced with a heavy-duty version as in some trailer systems. As a further advantage, there are no moving or elec-

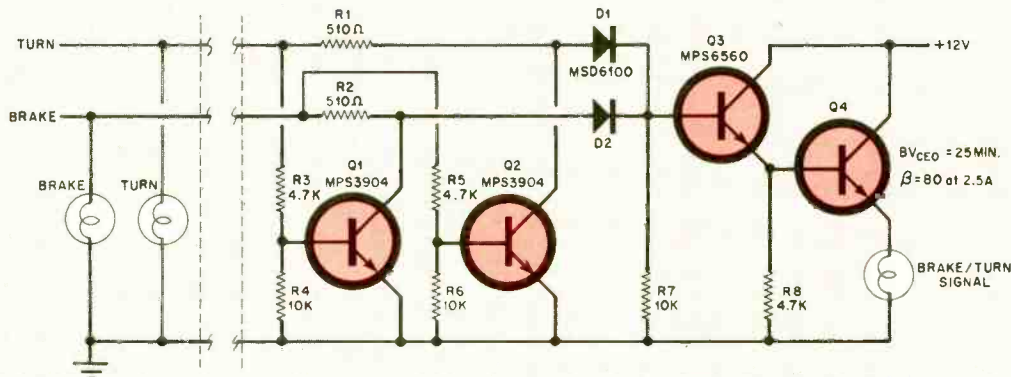
tinguished. Thus, the turn/brake lamp glows in step with the lamp flasher.

When the brake is applied, that line goes high and forward biases *D2*. The transistor pair is turned on and the turn/brake lamp glows. Since the brake line remains high as long as the brake is depressed, the lamp remains lit.

Now let us consider what happens when the turn indicator level is actuated and the brake is applied at the same time. Initially, the turn signal drives the *Q3/Q4* pair through *R1* and *D1* with the base voltage for *Q3* developed across *R7*. Each positive voltage signal on the turn line causes the lamp to go on. Note that the pulsating signal on the turn line

the line goes high, thus bringing the *D1/R1* connection effectively to ground. In essence, this action shuts off the turn signal input to *Q3/Q4*. But then *Q1* takes over. Driven by the "turn" line, it alternately releases and pulls down the "brake" voltage at its collector. Therefore, one trailer light flashes but it is 180 degrees out of phase with the car's orange light. The other is on steadily, indicating that the brakes are on.

Construction. Since the circuit is relatively insensitive, it can be fabricated in any desired fashion. Two identical systems should be made, one for each side of the trailer. The turn signal is tak-



The conversion circuit above must be built twice—one for each side of the car.

tromechanical parts such as relays that can be affected by moisture or vibration encountered on the highway.

Operation. Each time the vehicle turn signal is operated, its line alternately goes high and low as determined by the flasher. When the line goes high, diode *D1* is forward-biased, turning on the *Q3/Q4* combination and causing the common turn-brake lamp to glow. When this line goes low, the transistor pair is turned off and the turn/brake lamp is


is also applied to the base of *Q1* through *R3* and *R4*. This signal does nothing to *Q1* since the brake line (collector source of power) is low, and reverse-biased *D2* keeps the positive voltage across resistor *R7* from appearing on the turn line.

When the brake line goes high, the transistor pair is driven through *R2* and *D2* with the base voltage for *Q3* developed across *R7*. Transistor *Q2* is also turned on by the positive voltage applied to its base through *R5* and *R6*, making *Q2* draw current through *R1* each time

from the appropriate line, while the common brake signal is used.

A power Darlington can be substituted for the *Q3/Q4* combination as long as you make sure that the output transistor in the last stage can carry the current required by the lamp.

The circuit can be mounted in the car with the two lamp wires, battery wire and ground fed to the trailer. Taking the taillight wire, electric brake, and backup light connection into account, we should use a seven-pole connector. ♦



State-of-the-Art CAR STEREO 1980

*How a sampling of
new, sophisticated models measures up*

THE relatively new car stereo test standards (see POPULAR ELECTRONICS, March 1980) parallel those that the IHF prescribes for home audio component equipment. That's good, right? In a way, it is, as it will make specifications consistent and meaningful from brand to brand and, therefore, subject to comparison by the consumer. But in another perspective, we must be careful not to let it blur the distinction between audio in the home and audio in the car. These are still distinct breeds, requiring different design philosophies to meet different operating conditions.

Whereas home equipment is listened to in an environment that allows a user to appreciate its rarified performance, the hardships of noise, poor acoustics, and restricted options for speaker placement present in an automotive environment largely preclude notice of many sonic subtleties. On the other hand, a cassette transport designed for use in the home would probably have a short, unhappy life on the road—and it might well carry a few valued cassettes along to disaster as well.

Another point of difference between car and home equipment is that the designer of home gear can expect the user to pay reasonable attention to operating and adjusting it, while operation of a car unit must always be subordinate to operation of the vehicle itself. In addition, the volume of space allotted to a car stereo package is decided by the vehicle design—and not, obviously, according to the principles of audio engineering. Thus, car equipment has a higher than usual percentage of its cost invested in

making it fit where it must, ensuring that it is operable by a driver, and keeping it from breaking down when faced by the constant abuses of vibration, extreme temperature variations, etc. All of this, naturally, must divert some effort away from providing pure performance.

Even a cursory glance at the laboratory data will give clear indication that car stereo equipment does not compare favorably with that used at home. To some extent, this reflects the fact that home equipment is in many respects a good deal better than it has to be, and this luxury is difficult to provide in mobile equipment. More to the point, we hope we have established that, in the application at hand, test numbers that are impressive in the conventional way are not necessarily meaningful.

The Equipment. For evaluation in this article, we chose a number of sophisticated auto stereo receivers comprising AM-FM stereo radio and cassette tape playback. In the case of Alpine and Sparkomatic, whose top units do not include a power amplifier section, a separate power amplifier was tested as well.



by Julian Hirsch
Contributing Editor

and Harold A. Rodgers
Executive Editor



The Jensen receiver is meant to drive four speakers, but uses an outboard amplifier to drive two of them. Accord-

ingly, we included the companion amplifier in the test. Here's an overview of the eight top-of-the-line car stereo models

we examined. (Prices noted are nationally advertised value, and will vary from one area to another.)

The Eight Units We Tested:



Alpine 3002/7307 (\$380). This is a two-unit combination consisting of a "head end" (radio, tape and control center) and a power amplifier that was the most muscular of all. The head end (7307) contains a cassette section capable of playback with 70- μ s and 120- μ s equalization, thereby accommodating chrome and metal tapes as well as ferric. Dolby decoding that can be used for broadcasts as well as tape is included too. The transport automatically goes into play at the end of REWIND, and FAST FORWARD and REWIND can both be locked in for hands-off operation. MUSIC SENSOR can be used with either high-speed mode to stop at the beginning of the preceding or following selection. A noise eliminator switch is provided, and mechanical presets accommodate up to five radio stations. Readout is from a slide-rule dial, and independent bass and treble controls are provided.

Cobra 221GTL (\$330). One of the more notable features of this receiver is that station frequency is read out digitally when the tuning knob is touched or when the volume control knob is pushed in. At other times, if the ignition is on, the same readout acts as a digital clock. This unit, too, uses a local/distant switch to adjust FM sensitivity for best reception. Five mechanical presets are provided for the radio. Two pairs of speakers can be accommodated as long as the total load impedance is 4 ohms per channel or more, with a fader setting the relative levels of the pairs of speakers. The cassette player is of the auto-reverse type, and separate tone controls, bass and treble, are included.



Jensen R430 (\$470). Featuring a separate power amplifier section for the rear speakers in addition to self-contained stages that drive the front speakers, this receiver also has an electronic crossover that allows the two amplifiers to work in a bi-amped configuration. Dolby noise reduction can be applied to signals from either tape or FM radio. Playback equalization of the cassette section is, according to our data, a better match for 120- μ s than for 70- μ s tapes. Apparently considering the extra "hot" high end that results to be advantageous in the car, Jensen recommends chrome tapes "for ultimate performance." A slide-rule dial provides station-frequency readout; there is no provision for presetting stations. FM sensitivity is set by a local/distant switch.




Motorola TC-894AX (\$390). The cassette player of this receiver is an auto-reverse type and is equipped with Dolby noise reduction that can also be used for FM. Playback equalization is provided for both ferric and chrome tapes. A conventional slide-rule dial supplies readout of station frequencies, and FM sensitivity is set by means of a local/distant switch. No station presets are included. The amplifier section can drive two pairs of speakers provided the total load on each channel is 4 ohms or more. Balance with four speakers can be adjusted left/right and front/back. Separate bass/treble tone controls are included.



Panasonic CQ-8530EU (\$450). In this receiver, which uses an electronic tuning system with digital readout, station selection is done exclusively by means of pushbuttons. In one mode, called "seek tuning," the tuner section advances upward or downward in frequency and stops at the next available station each time the appropriate button is touched. Manual tuning is accomplished by holding one of a pair of buttons (for upward or downward shifting) until the frequency desired turns up on the display. In yet another mode, up to six stations can be selected by use of presets. When the cassette player, which reverses automatically, is used, the display indicates the direction of tape travel. At other times the display functions as a digital clock. The display can be made to dim when the car headlights are turned on. Playback EQ of the cassette section is correct for ferric tapes only. Equipped with separate bass/treble controls, the amplifier section can drive up to four speakers (4 ohms per channel minimum) with fader control of front/rear balance. A local/distant switch sets FM sensitivity.



Audiovox HCC-1030 (\$420). This model, housed in a single enclosure, includes an auto-reverse cassette player and Dolby noise reduction for tape and radio. Metal and chrome tapes (70 μ s EQ) can be played as well as ferric (120 μ s EQ). A choice of four 8-ohm speakers or two with impedances as low as 4 ohms can be driven by the unit. A fader controls the relative levels of the front and rear speakers. Frequency readout for the radio is a slide-pointer dial, and five mechanical presets are included. A local/distance switch sets sensitivity of the FM reception. Tone controls are separate for bass and treble. If an outboard power amplifier is to be used, driving signals are available at two pin jacks.



Pioneer KE-5000 (\$400). The tuner section of this receiver uses a digital display and operates under the control of a microprocessor. Tuning can be accomplished by means of electronic presets (five AM stations, five FM stations), through touch tuning with scan and seek buttons, and manually via a knob. Dolby noise reduction is provided for the cassette player only; both 70- μ s and 120- μ s equalization are available for tape playback. Sensitivity of the tuner is controlled by a local/distant switch. A touch of the appropriate button converts the digital display to a clock. The amplifier can drive up to four speakers (load impedance 4 ohms minimum per channel) with fader control of front/rear balance. Tone control affects treble only.



Sparkomatic SR3400 (\$270). This is a two-section model consisting of a head end and power amplifier. Station frequency readout for the tuner is a digital display that doubles as an electric clock. An additional control sets the clock to record elapsed time. The power amplifier can drive up to two speakers per channel, with fader control of front/rear balance, as long as the minimum load impedance is 4 ohms per channel. Tuning can be accomplished by pushbuttons or by turning a knob. The cassette player, automatically engaged by inserting a tape, is equalized for ferric tape; there are no Dolby provisions. Separate bass/treble controls, a high filter, and a loudness control are included.



Test Procedure. For practical reasons, we decided against installing all eight of the models successively in a vehicle for use tests. The procedure would have been extremely tedious and time-consuming without contributing much to the evaluation, as the environmental conditions in a vehicle are, of course, nonrepeatable.

We confined ourselves, therefore, to bench testing of the units, although we did take operating convenience into account as an additional factor. To be certain that none of the units would starve for power, we ran them from an Astron RS-35M power supply capable of a continuous 25-ampere or an intermittent 35-ampere output. Equivalent output power at the 14.4 volts called for by the standard is 360 watts continuous, 504 watts intermittent. Where power or distortion measurements were made on the amplifier sections, both channels were driven. No tests were made on the AM-radio sections.

In some respects, it was not possible to follow the procedures established by the Ad Hoc Committee's test standards. The major problem was the inability to separate the tuner (or cassette player) from the amplifier section. As a result, in most cases distortion and S/N measurements for the entire receiver had to be lumped. It is likely, therefore, that the tuner performance is better than our figures suggest, and virtually certain that the amplifier performance surpasses our measurements.

On the first unit we tested (Motorola), we made some measurements at the volume control, and injected signals at the point for some tests. This is a clumsy procedure at best, and inaccessibility of the volume control on other units led us to abandon it. Another problem was that some of the receivers use bridged output stages that will not tolerate grounding of either side of the load. Fortunately it was possible to lift the grounds on some of our test equipment, and isolate other pieces with transformers to avoid grounding of the "low" side of the output. Nevertheless, the testing process was hampered. Our A-weighting filter, for instance, could not be used; S/N measurements, therefore, are all unweighted.

After a few measurements, using both 8- and 4-ohm loads, we settled on 4 ohms, as this is realistic for car speakers, and none of the units can even approach its output ratings in any higher load impedance. For practical reasons, we measured THD+N (total harmonic distortion plus noise) at 1-watt output across the frequency range, and then determined the clipping power output over that range. Some of the ampli-

fiers distorted well below the clipping point, but we ignored that and used actual peak clipping as the criterion for maximum output. Since our input signal came from an FM signal generator, through a Sound-Technology 1100A modulator, we were limited to the maximum audio signal that could be obtained from a 100% modulated FM signal. In some cases, the audio amplifier could not be driven to clipping at 10,000 Hz or higher due to this limitation. In one case (Jensen) the amplifier broke into oscillation when driven hard at high frequencies.

For tape player tests, we used the TDK AC-337 tape for frequency response measurements (120 μ s) and the BASF standard calibration tape for the 70- μ s measurements. Flutter was measured with the TDK AC-342 tape, and crosstalk with the AC-352. Unweighted S/N was expressed relative to a standard 250-nW/m level. Dolby noise reduction worked well (subjectively) where present, but could not be measured because of grounding problems caused by the needed CCIR or A-weighting filters.

Generally speaking, the ingenuity with which these sets are packaged is impressive indeed. They squeeze most of the major functions of a full-sized home receiver into an incredibly small space—and then throw in tape to boot. This density leads to a proliferation of controls—concentric or triple-concentric knobs and numerous pushbuttons—that can be cumbersome to use and may divert too much of a driver's attention from his vehicle. Niceties like digital readout and automatic tuning make matters easier, but there is still the task of locating the button that initiates the action you want. With daily use, however, most of the challenges will likely be minimized.

Even on the test bench, we had occasional difficulties with adjustments. The Motorola, for example, could not be set up so that its channel balance was consistent enough with respect to frequency to allow meaningful tape separation measurements.

Tables I, II, and III summarize the results of our lab testing. As can be seen in Table I, power output in many cases varies considerably with frequency. This, of course, may occur because the driving signal had to be introduced via the FM radio. In any case, the values derived represent a realistic appraisal of performance. Reference to Table III will show that the power bandwidths of the amplifier sections is adequate, as none of the cassette units offers high-frequency response that would challenge or outdistance it significantly. On the basis of our experience, we would expect

the tuner sections as well to overload at high frequencies before the amplifier sections do. (Incidentally, in making power comparisons, the figures in parentheses—decibels with respect to 1 watt of output power—are the important ones to use.)

Where possible, tone-control responses are given as decibels of boost and cut at the frequencies of interest; if there was no well-defined center position of the control, the total range is given. Total harmonic distortion (THD) at

1-watt output looks high by comparison with home equipment. Despite this, it is unlikely that such levels of distortion would be audibly objectionable even in a quiet listening room, and virtually certain that they would be practically inaudible in a car.

FM results are given in Table II. Note that FM frequency response falls off at high frequencies, further suggesting that the loss of power at high frequencies will not cause overload. Where there is little difference between usable

sensitivity and 50-dB quieting sensitivity, the inference to be drawn is that distortion is the major impediment to the former and noise to the latter.

The capture-ratio column is important in that it gives an index of immunity to amplitude modulation. Thus, it is a reasonable supposition that models with the better (lower) capture ratios will be more resistant to "picket fencing" and other effects of signal fading. Image rejection is apt to be noticed most when you are driving near an airport; a higher

TABLE I—AMPLIFIER PERFORMANCE

Model	Max. Clipping Power Output [watts (dB re 1 watt)]			Tone Control Range [boost, cut (dB)]		THD at 1 Watt (%)		
	100 Hz	1000 Hz	10,000 Hz	100 Hz	10,000 Hz	100 Hz	1000 Hz	10,000 Hz
Alpine 3002/7307	*53.5(17.3)	55.5(17.4)	57(17.6)	+9.5,-7.5	+10.5,-4.5	0.6	0.5	0.9
Audiovox HCC-1030	10.9(10.4)	13(11.1)	13(11.1)	+10,-6.5	+9.5,-8.5	1.15	0.7	1.2
Cobra 221GTL	6.8(8.3)	7.4(8.7)	6.4(8.0)	+10.5,-11	+10,-10	0.65	0.57	1.5
Jensen R430	**2.0(3.0)	4.2(6.2)	3.6(5.6)	+11,-10	+10.5,-10	1.6	0.5	2.4
Motorola TC-894AX	*8.4(9.2)	16(12.0)	2.4(3.8)	—	—	1.4	1.0	1.3
Panasonic CQ-8530EU	5.3(5.4)	6.5(8.1)	6.7(8.0)	+6.5,-7.5	21 overall	1.0	0.76	0.85
Pioneer KE-5000	7.6(8.8)	9.3(9.7)	2.8(4.5)	9 total	17 total	1.35	0.7	1.6
Sparkomatic SR-3400	2.9(4.6)	4.0(6.0)	3.8(5.8)	NA	10.5 total	1.8	2.2	0.34
	*8.4(9.2)	13(11.1)	5.7(7.6)	+11,-12	+11.5,-8.5	1.9	0.34	1.2

* External amplifier
** Internal amplifier

TABLE II—FM PERFORMANCE

Model	Mono Usable Sens. (dBf)	Mono 50 dB Quieting Sensitivity (dBf)	Freq. Resp. 30-15,000 Hz (± dB)	Mono THD+N (%)	Stereo Separation (dB)			Capture Ratio (dB)	Image Rejection Ratio (dB)	Alternate Channel Selectivity (dB)	FM/Audio S/N Unwtd. (dB)
					100 Hz	1000 Hz	10,000 Hz				
Alpine 7307/3002	20	25.8	+1,-5	0.4	21	27	21.5	1.3	69	68	53
Audiovox HCC-1030	21	21	+1,-5	0.3	18.5	31	30.5	1.8	88	69*	71
Cobra 221GTL	22	30.3	+0,-4	0.36	34.5	34	28.5	2.6	**	70*	57.5
Jensen R430	19	21.5	+0.5,-3	1.1	28	32	33.5	1.55	52	57	57.5
Motorola TC-894AX	21	22.5	+3,-10	0.5	33.3	31.5	21.5	1.7	63.5	56*	64.5
Panasonic CQ-8530EU	28	29	+0,-3.5	0.8	33.5	33	21	6.3	60	60	60.5
Pioneer KE-5000	14.3	19.8	+0,-2	0.3	34	38.5	36	3.2	46	73	66
Sparkomatic SR-3400	27	25	+1.5,-4	0.4	26.5	33.5	27	1.2	71	52*	67.5

* If bandpass is highly asymmetrical, making this average value of doubtful validity.
** Not measurable.

TABLE III—TAPE PERFORMANCE

Model	Tape S/N Unwtd. 120 μ s (dB)	Tape Freq. Response ± 3 dB (Hz)	Flutter (%wrms)	Speed Error (%)	Tape Channel Separation (dB)
Alpine 7307/3002	50.5	40-12,500	0.17	+0.3	42
Audiovox HCC-1030	56	40-11,000	0.11	-0.3	40
Cobra 221GTL	47	45-9300	0.10	+2	50
Jensen R430	44	45-12,500	0.12	+2	45
Motorola TC-894AX	NA*	48-12,500	0.13	+2.2	NA*
Panasonic CQ-8530EU	51.5	75-12,500	0.10	+2	37
Pioneer KE-5000	52.5	40-12,500** 75-12,500***	0.32	+0.2	70
Sparkomatic SR-3400	56	40-12,500	0.12	+1.15	50

* On this unit, it was impossible to balance channel gains closely enough, or obtain a sufficiently flat frequency response, to make these measurements.

** 120 microseconds.

*** 70 microseconds.

dB measurement here can help to suppress interference from all aeronautical communications. Alternate-channel selectivity is most critical in urban regions where many stations crowd the band.

Frequency response of the tape sections appears to be somewhat anemic at high frequencies. However, if the situation is considered in perspective, the bandwidth lost is in most cases less than an octave. The ambient car noise is sufficient to mask such frequencies anyway, so the units are about adequate in this respect. Were we looking at home gear, we would regard the flutter data with suspicion, as most of them hover right around the threshold of audibility. The highest level we found is an odds-on bet to be heard in a quiet room, but here again, the automotive environment is likely to mask these effects. Persons with absolute pitch may want to choose units with the lowest speed errors; a discrepancy of 2% is equal to about 1/3 of a semitone.

What does seem a bit surprising is that, without exception, the units tested perform significantly more quietly with a good, strong mono FM signal than with a tape. But a stereo FM signal loses approximately 23 dB of S/N ratio compared with mono. This still leaves tape the better medium for stereo.

Comments. We avoided comparing measured data with the specifications given by manufacturers. The reason for this is that the poor correspondence between the two might be viewed as a sig-

nificant issue, when it is in fact minor. It must be remembered that these units were designed in the absence of standards and to test them according to a fairly severe standard, as we have done, is bound to put them at a disadvantage. It is quite likely that these units will do what is claimed for them if they are tested under conditions matching those used in deriving their specs. As those conditions are not the ones chosen by the Ad Hoc Committee, we have let this point remain moot. It seems highly likely that the next generation of car equipment will meet specifications as well as house equipment does.

Looked at overall, these receivers are well suited to their application. Choosing between them is largely a matter of picking the power output level your speaker installation and vehicle require, and checking to see that no significant weak points lie in areas that will annoy you. (For instance, an FM devotee would probably not want a unit with a fine tape section and a weak tuner.) You should also be aware of features such as single-touch tuning and digital readout offered in the various units. These can add materially to ease of operation.

List prices for top-of-the-line units such as these may seem high, especially if the levels of performance to which we are accustomed in home equipment are used as bases of comparison. Clearly, however, utilizing the engineering necessary to realize them as the measuring stick gives a fairer—and more favorable—picture. ♦



THIN SOLAR

12/24-Hour Quartz Alarm Chronograph

Now with fashionably thin styling, long-lasting solar power. 12- or 24-hour selection, alarm and full chronograph.

Featuring:

- Famous Quartz Accuracy to ± 5 Seconds a Month
- Built-in Electronic Calendar
- Night Light for Evening Viewing
- Constant LCD Display
- Day of the Week Indicator
- Easily Adjusted "Snap" Type Bracelet

Thinnest Solar Alarm Chronograph Available at This Low Price!

\$44.88

Solar Power is now combined with remarkably thin styling and famous quartz accuracy in our best selling 12/24-Hour Alarm Chronograph. A combination that Seiko and Citizen can't match, even at \$200 more!

See the value you get for only \$44.88

- **24-Hour Alarm** — Pleasant, but effective, alarm can be preset for any minute of day or night. Constantly read indicator lets you know when it's set.
- **12/24-Hour Selection** — You get conventional 12-hour time or 24-hour military time at the touch of buttons. Switch back and forth as often as you choose. Or, leave it on 12- or 24-hour time for as long as you want. A must for pilots, military personnel or anyone who needs the option of 12 or 24-hour time.
- **Powerful Solar Recharger** — Fully recharges itself even in artificial light. Power that's guaranteed for three full years with life expectancy of many more. No more troublesome battery charges!
- **Full 12-Hour Chronograph** — With 1/10 second precision, add time and lap time. Add time lets you time everything from a telephone call to a trip — up to 12 full hours. Lap time lets you time each component within an event. Ideal for production managers, coaches, sports fans, anyone with a critical time dependent activity.



- **Continuously Shows:**
- Hours, Minutes and Seconds
- Day of Week Flag
- AM/PM Notation in 12-Hour Mode

- **Quartz Accuracy** — to ± 5 seconds a month

- **Month, Day and Date** — at the push of a button.



Shown: September 18 Tuesday

COMPARE THINNESS!

Thinnest Solar Alarm Chronograph available at this low price.

Seiko	\$250	10.5 mm
Citizen	\$255	11.0 mm
Texas Instruments	\$125	12.0 mm
Thin Solar	\$44.88	9.5 mm

- **Handsome Styling** — Crafted, quality stainless steel back and bracelet. Optional goldtone model now available with 3 micron quality gold plating at \$49.88.

15-Day No-Risk Trial — Try it for 15 days, if you're not completely satisfied with its quality and features, return it to us for a prompt refund of your purchase price. In addition, there's a full One-Year Manufacturer's Warranty against defective parts and workmanship.

Easy To Order. Just call our toll free number below, or fill in the convenient order form. Order yours today!

MEDIA MARKETING, INC.

10155-9 Plano Road, Dallas, TX 75238

- Yes! Please send me _____ Thin Solar 12/24-Hour Quartz Alarm Chronograph(s), with 15-Day No-Risk Return Privilege, at \$44.88 each, plus \$2.50 postage and handling. Texas residents add 5% sales tax.
- Silvertone Goldtone \$49.88

Name _____

Address _____

City _____

State _____ Zip _____

Check or money order enclosed

For even faster service, charge to:

Master Charge/Visa Expires _____

Account # _____

Signature _____

ORDER TOLL FREE 1-800-527-7066

In Texas Call 1-214-349-3120

©MMI - 1980

PE-7

CIRCLE NO. 37 ON FREE INFORMATION CARD



CONVERT A LANGUAGE TRANSLATOR TO A LOW-COST COMPUTER TERMINAL

BY BILL PORTER

A simple hardware addition and some software allows portable language translator to be used as a computer peripheral

ALTHOUGH marketed as a language translator, the Nixdorf LK-3000 is actually a far more powerful device. It contains a microprocessor, RAM, ROM, an alphanumeric keyboard for data entry and an alphanumeric display for data readout; and it can apply these elements to a wide variety of other applications. One notable use of the LK-3000 is as an alphanumeric terminal. This article discusses hardware/software aspects of the translator and details how it can be converted for use as a hand-held computer terminal by adding simple hardware and some software.

Basic Operation. The language translator consists of a hand-held case that contains a keyboard, a 16-character one-line alphanumeric display, and a rechargeable battery. A module that contains an 8-bit CPU and a language-translation program in ROM plugs into the case via an edge connector. The combination thus formed is a dedicated microcomputer.

Since the edge connector carries data and address lines and the needed "handshake" (system control) hardware, it is

possible to substitute a computer parallel I/O (input/output) port for the plug-in module. When this is done, the display section of the language translator can be used as a relatively low-cost (approximately \$140) alphanumeric terminal. Since there are no hardware changes, the LK-3000 can still perform its language translation function when the language module is in place.

As shown in the photograph, the translator, which is sold in many retail establishments, is a hand-held, battery-powered device about 6" long, 3 1/2" wide and 1" thick. The upper surface contains 27 dual-purpose data keys and six control keys with a window for displaying the 16-character alphanumeric readout. Each of the 16 characters is formed on a 16-segment (plus decimal point) LED readout.

All capabilities are determined by the plug-in module. A typical language translation module, shown in Fig. 1, consists of a 3870 CPU and the 64K ROM containing the language "package." The 3870 CPU includes an internal 2K ROM, 64 bytes of RAM, four I/O ports, a programmable timer, and a built-in crystal oscillator. It requires a +5-volt power supply.

System logic is shown in Fig. 2. If the plug-in module is ignored, a look at the circuit shows that, if the proper signals are applied to the edge connector, it is possible to cause this system to "look" like a simple alphanumeric terminal.

At present, there are three plug-ins that can be used to convert the translator into a terminal. Two are serial ports, while the easiest to implement is the parallel interface discussed here.

From a construction viewpoint, the parallel interface consists of a 16-conductor, color-coded ribbon cable interconnected between the LK-3000 edge connector and a conventional 16-pin DIP connector as shown in Table I, with the elements shown in Fig. 1.

In the breadboard stage, this technique was used to successfully interface

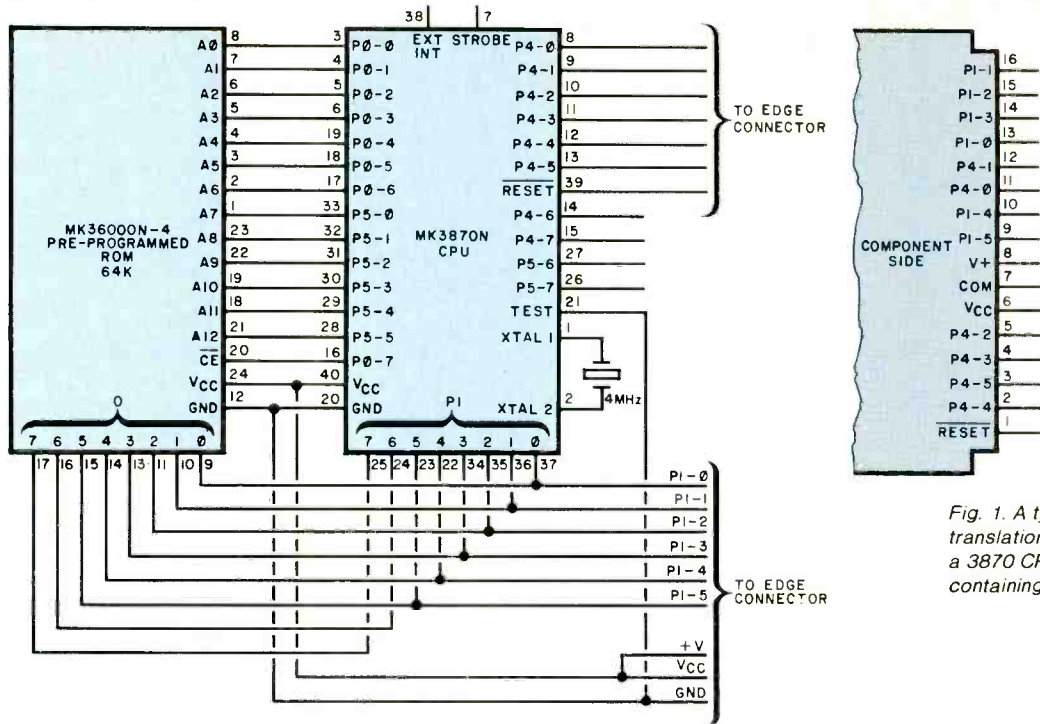


Fig. 1. A typical language translation module consists of a 3870 CPU and the 64K ROM containing the language package.

to 3870, 3872, F8, 8080, Z80, 8048, 8748, 8035, 8039 and 8085A systems.

Write Mode. Without the keyboard service routine contained in the plug-in language module, neither the LK-3000 keyboard, nor the external computer can write to the display. When using the computer parallel port, the ASCII data and position address must be latched to the data and address lines as defined in Table I. Once this data is correct, the display write strobe line **DWSTB**, which is normally held in the high state, is dropped to the low state for at least 400 ns, then raised high. The display driver within the LK-3000 will do the rest. Display strobe subroutines for selected microprocessors are shown in Table II.

The following examples make use of the display. In both cases, the existence of a **DISPLY** (display) subroutine like that shown in Table II is presumed to be loaded within the computer.

For example, the 8085 code to write a space character to all 16 positions is:

```
CLDISP: MVI B, 15      ;position and
                loop control
CLDLUP: MVI A, 20      ;an ASCII space
CALL DISPLY          ;display and
                increment
MOV A, B             ;test if position
INR A                ;went below zero
JNZ CLDUP
RET
```

The second example will show how to display a previously defined message on the right side of the display. This message is stored as a string of ASCII char-

acters preceded by a length character. An example could be:

TITLE: DB 6 'NIXDORF'

To use the following subroutine, the length parameter must be one less than the actual number of characters in the message. The routine will display the message found in memory location pointed to by H,L.

```
MESSAG: MOV B, M      ;get length and
                ;starting position
MEXLUP: INX H         ;bump address
MOV A, M             ;get next message
                ;character
CALL DISPLY          ;display and
                ;decrement
MOV A, B             ;test position
                ;for below zero
INR A
JNZ MESLUP
RET
```

Key Read. There are four basic steps required to read the keys on the display case. The first is to select one of the 8 rows of keyswitches, the second is to write a zero to the keyboard read strobe (**KYRSTB**) which is normally kept high. Four column bits are then input on the data bus, with a zero indicating a closed switch. Finally, the keyboard read strobe is returned to the high state.

Although these four steps are all that is required for utilization of the keyboard, in practice there are other considerations. In the language translation mode, the problem of key scanning, code translation, buffering of data and key-switch debounce are all handled by a short program within the language

TABLE I—
CONNECTIONS BETWEEN
SYSTEM AND DIP SOCKET

Edge Contact	Name	Nominal Direction	DIP Pin Number
1	RESET	←	1
2	KYRSTB	→	16
3	DWSTB	→	2
4	Address 3	→	15
5	Address 2	→	3
6	V+ IN	←	13
7	0 volts	→	4
8	+5 volts	→	14
9	Data 5	↔	5
10	Data 4	↔	12
11	Address 0	→	6
12	Address 1	→	11
13	Data 0	↔	7
14	Data 3	↔	10
15	Data 2	↔	8
16	Data 1	↔	9

The edge connector pads are 0.05" wide on 0.1" centers.

All signals TTL compatible.

Data 0-5: bidirectional data bus, 4 bits from keyboard, 6 bits to display.

Address 0-3: select one of 16 display positions, 1 of 8 keyboard rows.

DWSTB: negative true display write strobe (400 ns min.) to write data to an addressed position.

KYRSTB: negative true keyboard read signal to read a key from addressed keyboard row. This signal must be 0 (low) while column data is read.

RESET: negative true indicating CRL key depressed. May be used as system reset, shift key, or as 33rd data key.

TABLE II—DISPLAY STROBE SUBROUTINES

80/Z80/8085A	8048	3870
in A	:data in A	:data in SP 0
ion in B	:position in R1	:position in SP1
LY: OUT DISPOT	DISPLY: XCH A, R1	DISPLY: LR A, 0
MOV A, B	ANL A, #15	COM
ANI 0FH	SWAP A	OUTS 1
ORI 30H	OUTL P2, A	LR A, 1
OUT DKCONT	SWAP A	COM
ANI 0DFH	XCH A, R1	NI 15
OUT DKCONT	ORL A, 0C0H	OUTS 4
ORI 20H	OUTL P1, A	OI H '20'
OUT DKCONT	ANL A, #7FH	OUTS 4
DCR B	OUTL P1, A	NI 15
RET	ORL A, #80H	OUTS 4
	OUTL P1, A	OS 1
	DEC R1	POP
	RET	

;does display for one position
 ;DISPOT= display output
 ;DKCONT= display and keyboard control
 ;16 display position, 15 is left, 0 is right

ROM. Since this ROM is not used in this application, the remainder of this section will discuss how these items can be handled by the associated computer and its keyboard. No actual machine-language code will be listed, and the emphasis will be placed on flow charts so

that the process can be implemented on any system.

The following assumptions control the design of the keyboard implementation: (1) all data keys should generate ASCII codes when operated; (2) the keyboard need not be fast; (3) key noise should be

eliminated; (4) only one key at a time should be used; and (5) there should be a buffer between the key switch service function and the mainline program in the user computer system.

Figure 3 is the flow-chart required to satisfy the assumptions. Only 4 bytes of RAM (5 if debounce logic is used) are required to implement the keyboard active flag, keyboard current row, keyboard active column and the keyboard data buffer.

Translation of keyswitch row and column into ASCII is accomplished by constructing an index into a table like that shown in Table III. The translation value used for modules is row+8 (column)+32 (mode) where row is 0 through 7, column is 0 through 3 and mode is 0 or 1 depending on whether a shift-lock key is implemented.

The following example will help to explain how Table III and Fig. 3 make the keyboard useful. One presumption is that the keyswitch service subroutine will be called every 2 ms. When no key is depressed and the 2-ms interval expires, the routine is invoked. The routine examines its own flags and determines that the keyswitches are not active.

The next step is to add 1 to the working storage register that holds the representation of the current row. Since there are 8 rows on the keyboard, and since a 1-byte memory location can contain values up to 255, the results of the addition are "wrapped around." By ANDing the sum with a 7 (binary 0000 0111), the new value must be in the set 0,1,2,3,4,5,6,7. Each of these eight values represents a row. This current row value is used to enable (send power to) four switches representing the columns. The switches are wired to connect a column to ground.

Thus, open switches are input as binary 1 and closed switches as binary 0, with a single port used to read the data thus presented. If all four column bits are 1, no switches are closed and control is returned to the main program. As long as no keyswitches are depressed, the keyswitch service will continue to scan all eight rows (one row every 2 ms) looking for a new closure.

As soon as a keyswitch is found closed, the routine sets an internal flag to indicate an active state. This flag will be used to ensure that the key is fully released before any other key is accepted. The remainder of the new key processing is easier to explain if a typical example is used, as follows.

Assume that the "Y" key is found to be newly closed. This key could only be found when the current row is 5. (Table III, the ASCII code translation table, shows the mapping of the keys into the switch matrix.) When the columns are

TABLE III—ASCII TRANSLATION TABLE

LOC	OBJ	SEQ	SOURCE STATEMENT
		243 :	KEYBOARD TRANSLATE TABLE
		244 :	
		245 :	
		246 :	LOOKUP VALUE IS ROW + (8*COLUMN) + (32*MODE)
		247 :	
		248 :	
		249 :	KBTBL:
00EE	41	250	DB 'A' :0 0 A
00EF	4A	251	DB 'J' :1 0 J
00F0	53	252	DB 'S' :2 0 S
00F1	45	253	DB 'E' :3 0 E
00F2	4E	254	DB 'N' :4 0 N
00F3	57	255	DB 'W' :5 0 W
00F4	3F	256	DB 3FH :6 0 ?
00F5	3D	257	DB 3DH :7 0 DEFINE
00F6	42	258	DB 'B' :0 1 B
00F7	4B	259	DB 'K' :1 1 K
00F8	54	260	DB 'T' :2 1 T
00F9	46	261	DB 'F' :3 1 F
00FA	4F	262	DB 'O' :4 1 O
00FB	58	263	DB 'X' :5 1 X
00FC	3C	264	DB 3CH :6 1 BACKSPACE
00FD	3B	265	DB 3BH :7 1 STEP
00FE	43	266	DB 'C' :0 2 C
00FF	4C	267	DB 'L' :1 2 L
0100	55	268	DB 'U' :2 2 U
0101	47	269	DB 'G' :3 2 G
0102	50	270	DB 'P' :4 2 P
0103	59	271	DB 'Y' :5 2 Y
0104	52	272	DB 'R' :6 2 R
0105	20	273	DB :7 2 SPACE
0106	44	274	DB 'D' :0 3 D
0107	4D	275	DB 'M' :1 3 M
0108	56	276	DB 'V' :2 3 V
0109	48	277	DB 'H' :3 3 H
010A	51	278	DB 'Q' :4 3 Q
010B	5A	279	DB 'Z' :5 3 Z
010C	49	280	DB 'I' :6 3 I
010D	3A	281	DB 3AH :7 3 FUNCTION

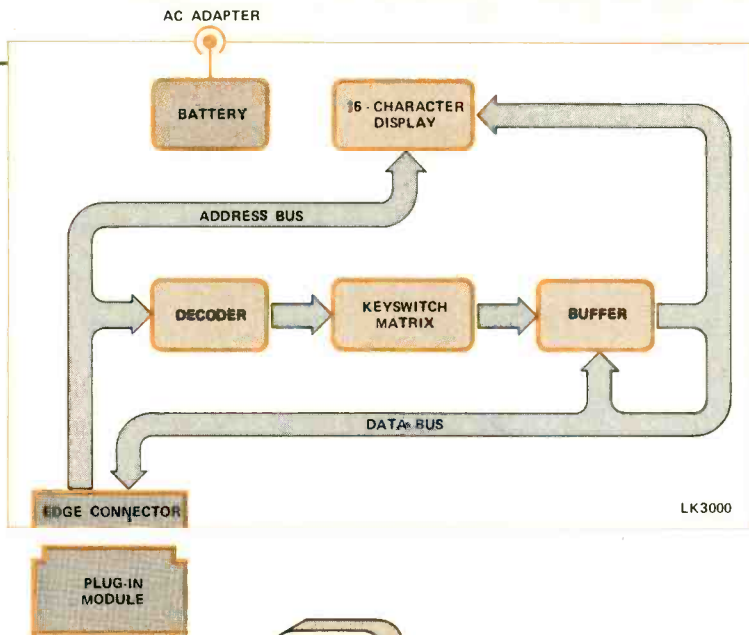


Fig. 2. Without the plug-in module, the system displays the appearance of a "dumb" alphanumeric terminal.

input, the value will be 00000001 where the underlines indicate the "don't care" bit values. The system stores the row (5) and the column (1). The row and column are combined to form an index into the ASCII code conversion table by first multiplying the row by 8 to yield 40, adding the column to yield 41, then adding the base address of the table in system memory to yield the actual address of the character "Y".

The code value for "Y" is binary 1001, and this value is left in a memory buffer for use by the main program. The routine then returns control to the main program. The keyswitch will be automatically debounced by the scanning process during the active state processing as described next.

The next time that the 2-ms interval expires, the keyswitch service routine will determine that the keyboard is active. However, the current row will be 6 at that time, instead of the 5 where the key was found. This means that there will be more processing during that scan. After six more scans, the routine will find that the current row is the same 5 that was stored when the switch closure was found to be newly closed. The columns are read to see if column 2 is still a zero and if it is, no more processing is required since the key is still held down.

If a 1 is encountered, the key is released. In this case, the flag is set to

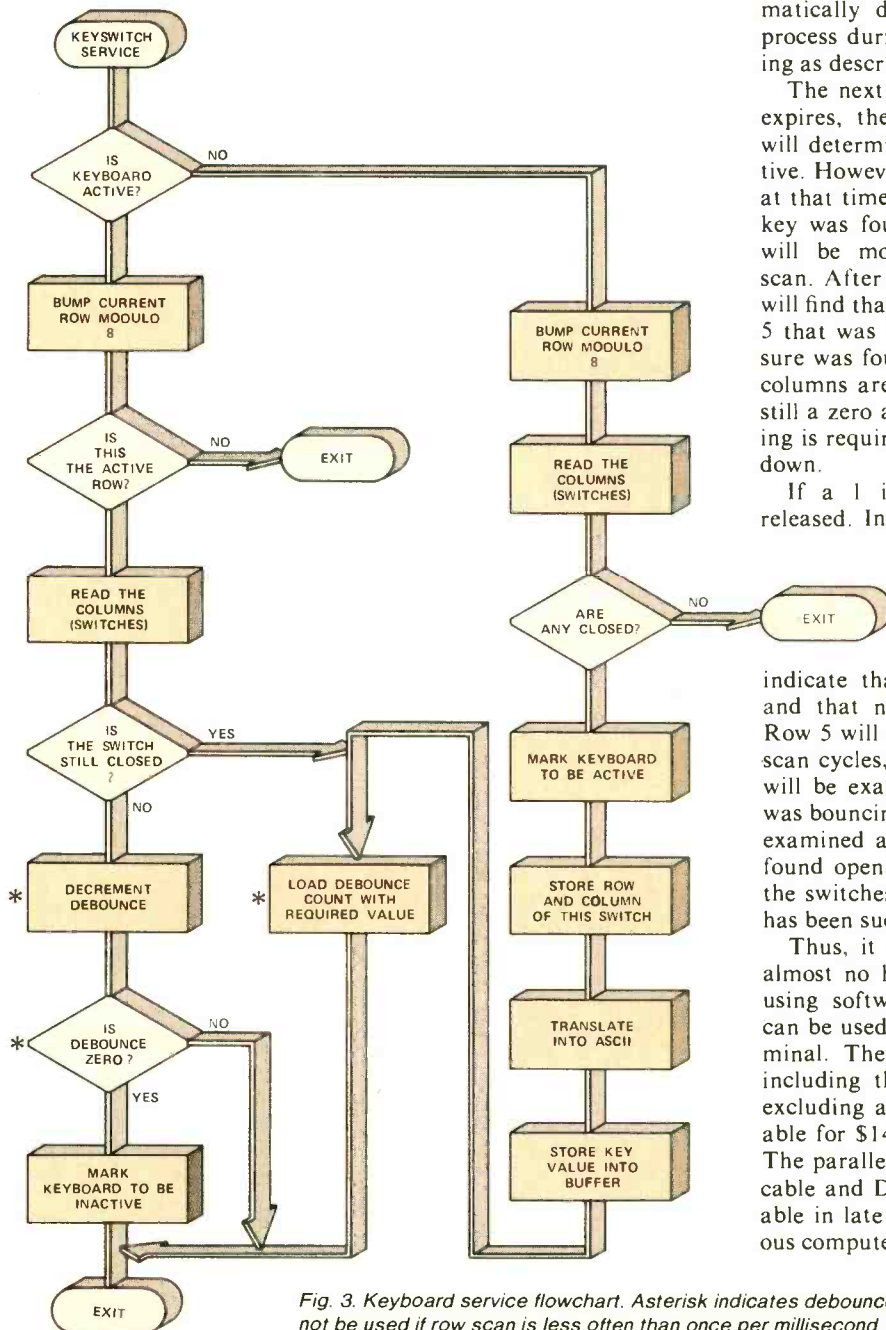


Fig. 3. Keyboard service flowchart. Asterisk indicates debounce logic need not be used if row scan is less often than once per millisecond.

indicate that the keyboard is inactive and that new keys may be accepted. Row 5 will not be examined again for 8 scan cycles, and each of the other rows will be examined first. If the "Y" key was bouncing upon release, it will not be examined again for 16-ms after it was found open. Since the bounce time for the switches is about 6 ms, debouncing has been successfully accomplished.

Thus, it can now be seen that with almost no hardware addition, and just using software routines, the LK-3000 can be used as a low-cost computer terminal. The basic language translator, including the recharger and case (but excluding a language module) is available for \$140 from many retail outlets. The parallel interface, including ribbon cable and DIP connector, will be available in late summer for \$35 from various computer stores. ♦

A HAND-HELD probe to indicate the status of a logic circuit is very useful in troubleshooting modern electronic equipment. Most digital probes use LEDs to indicate visually a logic state. This requires that the user watch the point being tested and the LED indicator simultaneously. This eye-shifting procedure can result in inadvertent probe slips which damage equipment.

The logic probe described here overcomes this problem by employing an audible indication—a high-frequency tone when its tip senses a high signal, a low-

frequency tone when the signal is low, and a warbling tone (high-low-high . . .) when encountering a pulse train. The audible probe can be used with either TTL or MOS devices. Operating power, from 4 to 15 volts, is derived from the circuit being tested. Current demand is 10 mA from a 5-volt system and 35 mA from 15 volts. The input stage is protected against overload.

Circuit Operation. As shown in Fig. 1, two comparators (elements of a four-comparator chip) are used to sense the

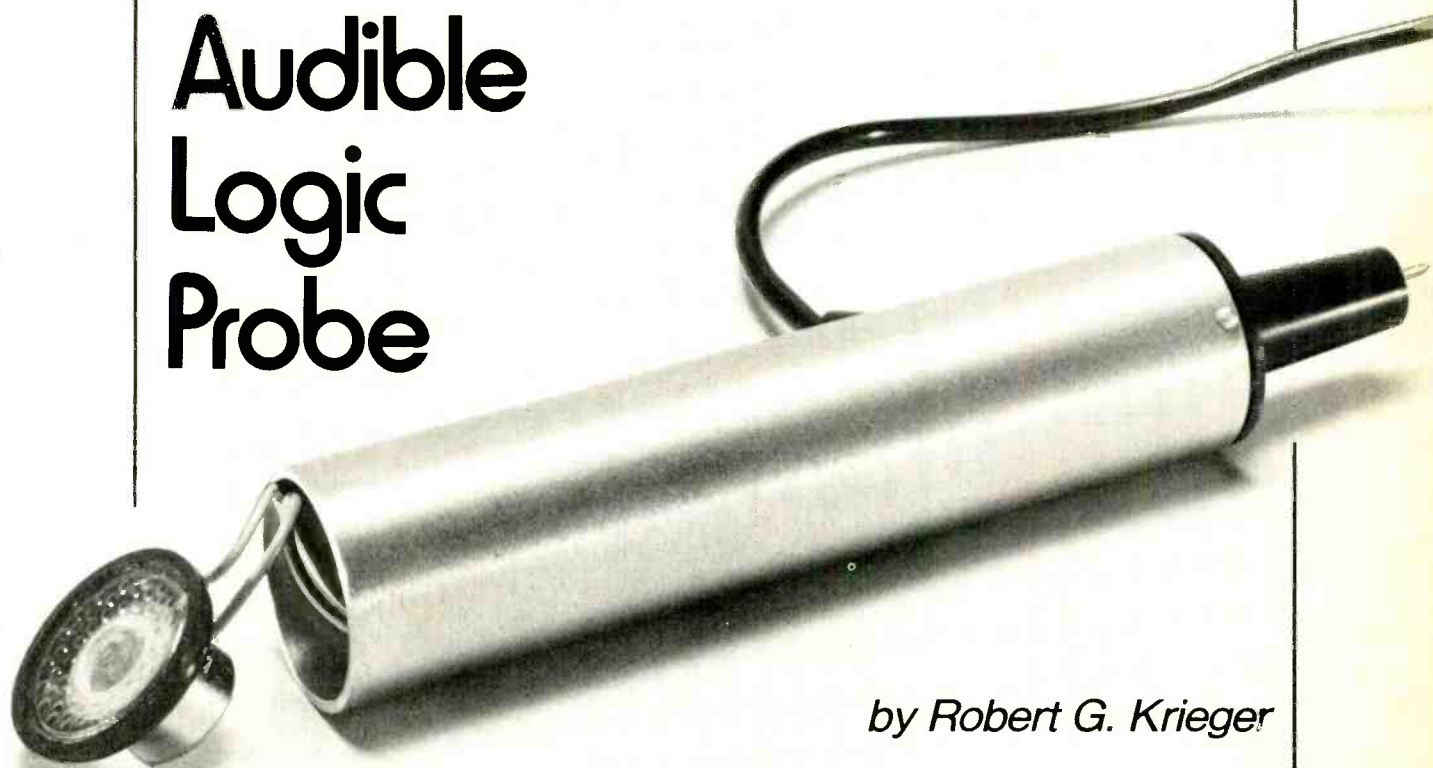
high and low input levels. A voltage divider (*R4*, *R5*, and *R6*) sets the reference levels.

When the input voltage from the probe tip at pin 5 of *IC1A* becomes greater than the reference voltage applied at pin 4, the output of this comparator (pin 2) goes high. This, in turn, forward-biases *D2* and the timing resistance of *R7* and *R9* causes an astable oscillator *IC2* to produce a tone at approximately 3.5 kHz. This tone is the logic-high signal.

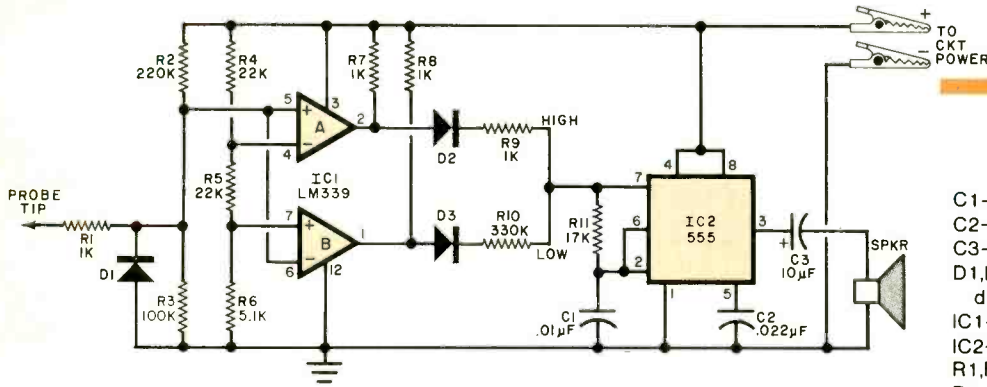
At low-level detector *IC1B*, when the

Two-tone device "beeps" for high and low logic levels, and "warbles" for pulse trains

Build an Audible Logic Probe



by Robert G. Krieger



PARTS LIST

- C1—0.01- μ F small disc capacitor
- C2—0.022- μ F small disc capacitor
- C3—10- μ F tantalum capacitor
- D1,D2,D3—Germanium signal diode (Radio Shack 276-1123 or similar)
- IC1—LM339 quad comparator
- IC2—555 timer
- R1,R7,R8,R9—1000-ohm, 1/4-watt resistor
- R2—220,000-ohm, 1/4-watt resistor
- R3—100,000-ohm, 1/4-watt resistor
- R4,R5—22,000-ohm 1/4-watt resistor
- R6—5100-ohm, 1/4-watt resistor
- R10—330,000-ohm, 1/4-watt resistor
- R11—17,000-ohm, 1/4-watt resistor
- SPKR—Medium- or low-impedance earphone or microphone element
- Misc.—Suitable thin-walled 1" by 5 1/2" aluminum tube, wood block for tip, sharpened nail, small piece of perf board, glue, power twin-lead, alligator clips.

Fig. 1. One comparator detects logic high while the other detects logic low inputs. This causes the audio oscillator to change tone contingent on which comparator is operating.

voltage at pin 6 is lower than the reference at pin 7, the output at pin 1 goes high. This, in turn, forward-biases D3 to place R8 and R10 in the IC2 timing circuit. Since this combination has a greater resistance than R7 and R9, the oscillator delivers an output tone at about 300 Hz. This becomes the logic-low signal.

Divider network R2 and R3 maintain a resting state of about one volt on the input line so that when the probe is not connected to a signal source, neither comparator will trigger, and no tone will be generated.

If you wish to use LED logic indicators, simply eliminate D2, D3, IC2 and their associated components. Retain R7 and R8, however, and connect a LED between each comparator output and ground (anode to the comparator).

Input Levels. TTL low level is usually specified as 0.8 volt and the high level at 2 volts. MOS levels are generally specified as 1.5 volts for zero and 3.5

volts for the high level. Therefore, some compromise was made in the design of the probe. The levels selected by the R4, R5, and R6 network are 0.6 volt for logic low and 2.5 volts for logic high. If you wish to change levels, the network values will have to be recalculated. With 15-volt systems, the probe senses logic low as about 2 volts and below, and logic high as 8 volts and higher. Diode D1 ensures that only positive-going signals are presented to the comparator inputs. The output of tone generator IC2 is coupled via C3 to a small (it must be capable of fitting into the aluminum tube that holds the complete probe) dynamic microphone or earphone element.

Construction. Although any type of construction may be used, a 1-inch diameter, 5 1/2-inch long thin-walled aluminum tube was used in the prototype. In this case, the pc board shown in Fig. 2 can be used for the circuit.

The tip is formed from a sharpened nail passed through a tapered piece of

wood to form a cone that can be press-fit into one end of the tube. A circular piece of perf board can be used to seal the transducer end. The power cable (two leads) is brought out of the tube via a small grommetted hole an inch or so up from the transducer end.

Since the operating dc voltage and ground lie on each side of the pc board, electrical tape insulation can be used to prevent accidental shorts. The transducer leads are kept short and soldered to their pads on the pc board.

After testing the assembled circuit insert it into the tube, transducer end first—passing the power leads out of the grommetted hole first. The wood tip is press-fit into place. Ends of the color-coded power leads are terminated with suitable alligator clips.

Operation. Since power for the audible probe is derived from the circuit under test, connect the ground clip to circuit ground and the positive clip to the circuit's positive bus. With the probe tip isolated from a signal, no sound should be heard from the transducer.

When the probe tip is connected to the circuit positive bus, a high-pitched (about 3500 Hz) tone will be heard, and when connected to circuit ground, a low (about 300 Hz) tone should be heard. In use, a warbling tone indicates that a pulse train is being monitored. The probe will sense such activity to about 10 kHz.

It is possible to use a switch that connects the audio output back to the probe tip, so that the probe can also be used as a signal injector. \diamond

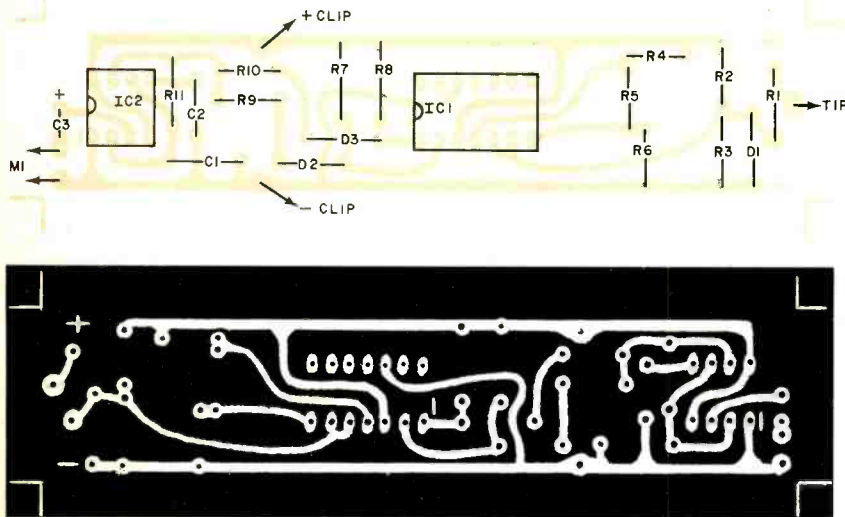


Fig. 2. Actual-size foil pattern and component installation for printed-circuit board of suitable size for placing the probe in a tube.

THERE are numerous devices and circuits that can deliver regulated dc voltages. One voltage-regulating device—the ferroresonant transformer—gives regulated ac voltages and incorporates some special advantages. Capable of acting as a step-up or step-down voltage transformer as well as an ac voltage regulator, this component delivers a more or less constant ac output voltage even if the magnitude of the input voltage changes. In addition, the ferroresonant transformer is efficient, inexpensive, rugged, and requires no heat sink. It generates no high levels of electrical noise and provides a degree of protection from transients riding on the ac power line. Ferroresonant transformers are available in a variety of winding configurations and VA ratings and at reasonable cost from several surplus electronics dealers.

How It Works. A ferroresonant transformer has several windings and an air-gapped ferromagnetic core. It combines a high leakage-reluctance magnetic circuit and a resonant LC electrical circuit. A cross-sectional view of a typical ferroresonant transformer appears in Fig. 1A, and the schematic diagram appears in Fig. 1B. The transformer's primary winding (1) is wound first on the X portion of the core, and then the compensation winding (3) is wound on top of it. Similarly, the resonant winding (2) is wound on the Y portion of the core, and the secondary winding (4) is wound on top of it. Two air gaps form a magnetic shunt that isolates the resonant (2) and secondary (4) windings from the primary (1) and compensation (3) windings.

When an ac voltage is applied across the primary winding, a magnetic flux is set up in the ferromagnetic core. This flux induces voltages in the other three windings. Because of the reluctance of the air gaps in the magnetic shunt path, the induced voltages essentially correspond to the turns ratios between the primary and three other windings. If the magnitude of the voltage applied across the primary is increased, the flux in the Y portion of the core increases. If the flux density attains a sufficient value, the magnitude of the inductive reactance of winding (2) equals the capacitive reactance of external capacitor C. The LC network then resonates at the power-line frequency, and the voltage appearing across winding (2) increases to a stable value greater than the primary/resonant turns ratio would suggest.

This increases the flux density in the magnetic circuit path traversing the resonant winding and significantly decreases the relative reluctance of the magnetic shunt. Any variations in flux density caused by changes in the voltage applied across the primary winding are for the most part swamped by the mag-

The Ferroresonant AC Voltage Regulator

BY DON MORAR, W3QVZ

Unfamiliar to many electronics enthusiasts, here's a device to smooth out power-line voltage variations and protect sensitive equipment

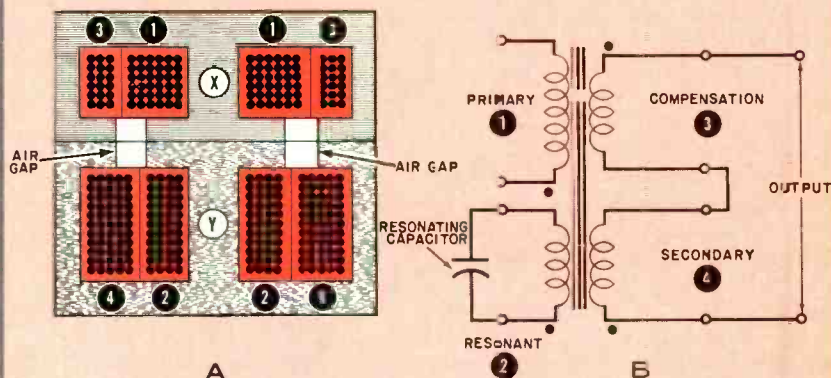


Fig. 1. Cross-sectional view of a typical ferroresonant transformer (A) and the transformer's schematic diagram (B).

PARTS LIST

- C1—Nonpolar resonating capacitor*
 - F1—5-ampere slow-blow fuse
 - I1—NE-2 neon lamp
 - M1—0-to-150-volt ac panel meter
 - R1—47,000-ohm, 1/2-watt carbon-composition resistor
 - R2—1-megohm, 2-watt wirewound screw-driver-adjust potentiometer
 - S1—Spst switch with 10-ampere contacts
 - S2—Dpdt switch with 1-ampere contacts
 - S3—Spst switch with 1-ampere contacts
 - SO1, SO2—Duplex power sockets
 - T1—Ferroresonant transformer*
 - Misc.—Suitable enclosure, fuseholder, 14-gauge stranded insulated hookup wire, banana plugs and jacks, machine hardware, solder, etc.
- *See text.

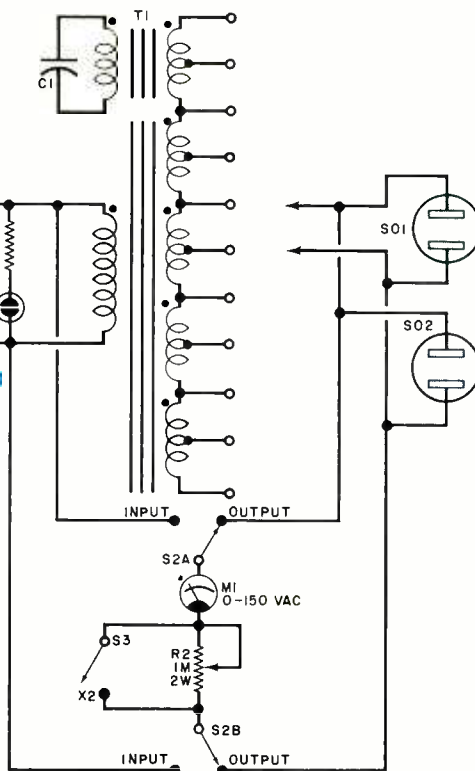


Fig. 2. Schematic diagram of the author's project employing a ferroresonant transformer.

nant and secondary windings are wound) does. Owing to this, the waveform set up across the secondary is non-sinusoidal and has significant harmonic content. Certain types of electronic equipment are sensitive to such harmonic distortion, so some ferroresonant transformers have a fifth, *neutralization* winding. This winding is wound on the Y portion of the core. It's connected in series with the secondary and compensating windings in such a way that it introduces the proper amount of inverse distortion to cancel out most (if not all) of the harmonic content in the secondary waveform. Such transformers typically produce a sinusoidal output waveform with approximately 3% harmonic distortion.

Employing the Transformer. The following project, assembled by the author, uses a surplus ferroresonant transformer that generates a regulated ac output ranging from approximately 24 to 187 volts rms. This wide range of output voltage is made possible by the transformer employed—a multisecondary device whose secondary windings can be connected in series.

A schematic diagram of the author's ferroresonant ac regulator appears in Fig. 2. Ferroresonant transformer T1 is a surplus component obtained from Delta Electronics, 7 Oakland Street, Amesbury, MA 01903, Part No. 9859. Its sec-

netic shunt, and variations in the voltage appearing across the resonant winding are suppressed.

The compensation winding (when present) acts in a complementary way to compensate for variations in the voltage applied across the primary. This winding is designed so that any variation in the voltage induced across it caused by a change in the primary voltage is approximately equal to the change in the secondary voltage. However, this voltage change is 180 degrees out of phase with respect to the change in secondary voltage. (Note the phasing dots shown in Fig. 1B.) Because the compensation winding is connected in series with the secondary winding, the resulting voltage appearing across the two windings remains almost constant. The voltage across the two series-connected windings will remain relatively constant even though the primary voltage varies within a prescribed range. Thus, the compensation winding (which is not found in every ferroresonant transformer) enhances the component's voltage-regulating action.

In normal operation, the X portion of the core (on which the primary and compensation windings are wound) does not magnetically saturate. However, the Y portion of the core (on which the reso-




Fig. 3. Top view of the prototype shows how components were mounted in a NEMA electrical junction box.




Fig. 4. Interior view illustrates how the transformer, *T1*, and the resonating capacitor, *C1*, were mounted in the enclosure.




Fig. 5. This view shows the bottom of the board in the prototype with point-to-point wiring using No. 14 stranded copper hookup wire.

ondaries have the following ratings:

- 60 volts center-tapped at 3 amperes;
- 36 volts center-tapped at 4 amperes;
- 34 volts center-tapped at 4 amperes;
- 33 volts center-tapped at 5 amperes;
- 24 volts center-tapped at 4 amperes.

The author connected the secondaries of *T1* in series and brought each side as well as the center taps out to banana jacks mounted on the project enclosure. Power sockets *SO1* and *SO2* facilitate connection of the regulator to the loads with which it will be used. They are connected to short jumper wires terminated with banana plugs and to two of the position lugs of dpdt switch *S2*, which is part of the metering circuit. Banana plugs simplify the selection of particular points on the secondary string.

Nonpolar capacitor *C1* (usually supplied with the transformer) is the resonating capacitor and is connected across the resonant winding of *T1*. The transformer's primary winding is energized by the ac power line via *S1* and is protected by fuse *F1*. Neon indicator *I1* functions as a pilot light. Current through it is limited to a safe value by resistor *R1*.

The transformer's primary is also connected to the remaining two position lugs of switch *S2*. The poles of this switch are connected to the meter circuit comprising *M1*, a 0-to-150-volt ac panel meter, *R2*, a one-megohm, screwdriver-adjust potentiometer, and *S3*, an spst

switch which when closed halves the sensitivity of *M1*.

Photographs of the author's prototype appear in Figs. 3, 4, and 5. The top view, Fig. 3, shows how the author mounted the switches, meter, banana jacks, power sockets and other components in the enclosure. (A standard NEMA hinged electrical junction box measuring 12" × 12" × 6" or 30.5 cm × 30.5 cm × 15.3 cm was used to house the prototype.) Also visible in this photograph are jumper wires used to select taps on the secondary string and a labelling system which identifies transformer windings and their voltages. Figures 4 and 5 are interior views of the prototype showing the ferroresonant transformer and resonating capacitor, and the wired side of the panel seen in Fig. 3. Note that point-to-point wiring using No. 14 stranded copper hookup wire was employed in the construction of the prototype.

Project Performance. Several experiments were conducted to determine how effective a regulator the prototype was. The results of some of these tests appear in Figs. 6 and 7.

First, a variable autotransformer connected to the ac power line was used as a source of variable-voltage ac. Loads drawing various amounts of power were connected to the output of the project and the input and output voltages were monitored as the input voltage was slow-

ly brought up to 130 volts. The resulting input/output voltage characteristics appear in the plots of Fig. 6. Then the autotransformer was adjusted to provide a constant 115-volt ac input and a test load was adjusted to draw varying amounts of power from the prototype. The output voltage was monitored as the power demand of the load was increased from 30 to 250 watts, and the resulting output-power/output-voltage was plotted as shown in Fig. 7.

Voltage-regulating action of the ferroresonant transformer is clear from an inspection of Fig. 6. When a 40-watt load was connected to the output of the prototype, the output varied only three volts (from 112 to 115 volts) even though the input changed from 90 to 130 volts! When a 150-watt load was connected to the output of the prototype, the output voltage varied over the same three-volt range while the input voltage was increased from 110 to 130 volts.

In Fig. 7, it can be seen that the output voltage slowly decreased from 115 to 110 volts when the power drawn by the test load increased from 30 to 180 watts. This might not seem to be good voltage regulation, but it is impressive when compared to the performance of a standard isolation transformer with a comparable VA rating. Also, the author's ferroresonant transformer does not have compensation or neutralization windings. A compensation winding would, of

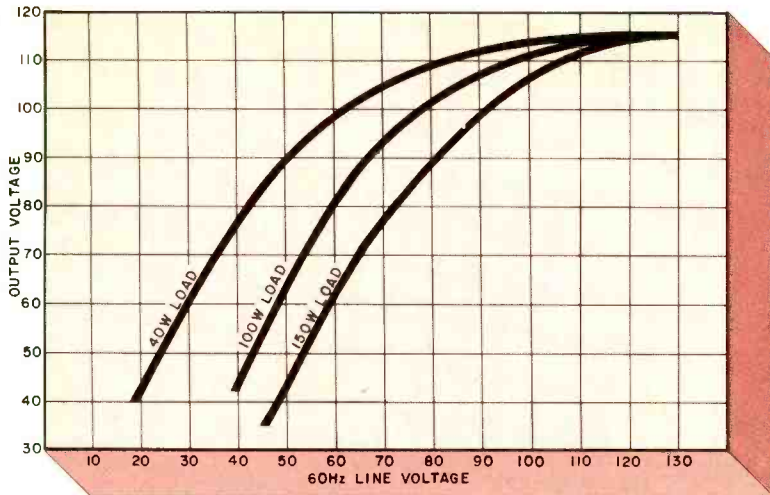


Fig. 6. Family of curves for three different loads shows prototype's input/output voltage characteristic.

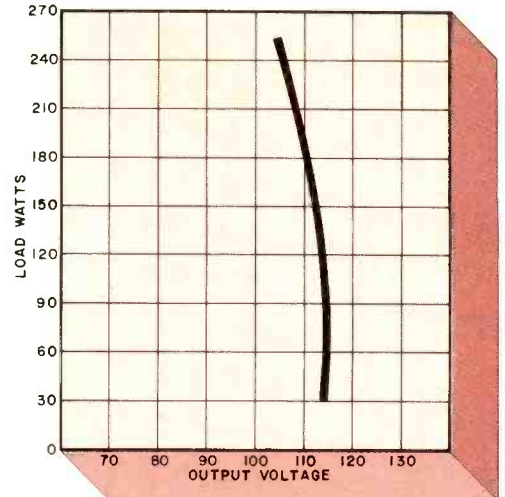


Fig. 7. Curve shows transformer's relatively constant output for an increasing load.

course, further enhance the prototype's voltage regulation. To determine how distorted the output waveform was, it was observed on an oscilloscope. The waveform had a more rounded appearance than a true sinusoid would, but at no time was flattening of the peaks (clipping) observed.

In Conclusion. We have seen that ferroresonant transformers are efficient, relatively inexpensive ac voltage regulators. Their benefits include some degree of protection from high-amplitude power-line transients and isolation from the ac power line. The former is useful if transient-sensitive solid-state equipment

is to be powered. The latter makes ferroresonant transformers especially useful in computer applications where a transformerless TV receiver is employed as a video terminal. It eliminates the possibility of a catastrophic pyrotechnics display when the TV chassis is connected to the data system's ground. ♦

cq computique

TEXAS INSTRUMENTS
electronic calculators

TI 35 NEW	\$24.95	TI 5100	\$39.95
TI 50	33.50	Programmer	48.95
TI 55	34.95	MBA	59.95
TI 58C NEW	109.95	Business Analyst I	21.95
TI 59	209.95	Business Analyst II	39.95
TI 58/59 Libraries	28.95	Business Card NEW	39.95
TI 30SP	17.95	Language Translator NEW	249.95
PC-100C	146.95	Digital Thermostat NEW	114.95
TI 1750	19.95	Speak & Spell	54.95
TI 5015	64.95	Modules	ea. 14.95
TI 5040	94.95	Chrono Alarm 806-31	39.95

World Time Alarm-Chrono 807-3 . 89.95

hp HEWLETT
PACKARD

**INTRODUCING
THE HP-85!**

HP 67	\$299.95
HP 92	399.95
HP 97	584.95
HP 33C NEW	109.95
HP 34C NEW	124.95
HP 38C NEW	124.95
HP 31E	41.95
HP 32E	54.95
HP 33E	73.95
HP 37E	59.95
HP 38E	94.95
HP 41C NEW	CALL
HP 85 NEW	3250.00

The HP-85 is a powerful BASIC language computer complete with keyboard, CRT display, printer, and tape drive - all in one compact unit.

ATARI

400 \$499.95
800 799.95
(STARTER SYSTEM)

CASIO ML-81 49.95
FX-68 27.95

**CHESS
CHALLENGER "7"** 89.95

ALSO: Canon, Seiko, Craig, Sanyo, Mattel, Pearlcorder, Record-a-Call, Code-a-Phone, and many others. All at GREAT PRICES!

TI HOME COMPUTER 99/4
Console only \$ 699.95

IMAGINATION MACHINE 595.00

apple computer 16K MEMORY 999.95

SHARP 6200 NEW EXECUTIVE 99.95
5813 NEW PROGRAMMABLE 34.95
5100 NEW LCD Alphamumeric 89.95

BSR SYSTEM X-10 COMMAND 39.95
Each Module 14.95

WRITE OR CALL FOR FREE CATALOG

computique

3211 SOUTH HARBOR BOULEVARD, SANTA ANA, CA 92704 • 6 Stores in California

CALL TOLL FREE (800) 854-0523 (outside CA) • (714) 549-7373 (within CA).

PROFESSIONAL DISCOUNTS

**AMAZING
SCIENTIFIC and ELECTRONIC
DEVICES**

ALL NEW AMAZING DEVICES NOW AVAILABLE IN CONSTRUCTION PLANS, KITS OR COMPLETED ITEMS. All plans include itemized parts lists with given sources.

LASERS-CONSTRUCTION PLANS

- #SSL1 - POCKET SOLID STATE 9000A \$9.00
- #LPH2 - POCKET VISIBLE RED OPTICAL VERSION \$8.00
- #RUB1 - RUBY/YAG RAY GUN \$15.00
- #LC1 - CO2 BURNING, CUTTING \$15.00
- #LBT1 - LIGHT BEAM COMMUNICATORS-1 mile \$10.00

ULTRASONICS-CONSTRUCTION PLANS

- #PPF1 - PHASOR PAIN FIELD \$15.00
- #SP1 - PHASOR SHOCK WAVE PISTOL \$8.00
- #PG1 - INVISIBLE PAIN FIELD GENERATOR \$7.00
- #HT9 - ULTRASONIC LISTENING DEVICE \$10.00

SCIENTIFIC-CONSTRUCTION PLANS

- #BTC3 - 250kv HIGH FREQUENCY TESLA COIL \$9.00
- #TC4 - 1.5 Million Volt HIGH FREQ. TESLA COIL \$12.00
- #IOG1 - ION, PLASMA & FORCE FIELD Generators \$8.00

SECURITY & PERSONNEL DEFENSE CONSTRUCTION PLANS

- #TASAR - INFO & PURCHASE PACK -Elect. Dart gun \$10.00
- #SHG4 - SHOCK GUN \$8.00
- #VWPM5 - VOICE ACTIVATED Wireless Phone Monitor \$10.00
- #BT7 - LONG RANGE WIRELESS MIKE \$7.00
- #SNP2 - SNOOPER PHONE LISTENING DEVICE \$7.00
- #MMD1 - MOVEMENT AND MOTION DETECTOR \$10.00


For a more complete listing of over 500 different plans, kits and completed products in the fields of LASERS, INFRASONICS, ULTRASONICS, NUCLEAR, HIGH ENERGY, FORCE FIELD, PLASMA, ION, CHEMICAL, ELECTRONIC and SCIENTIFIC PERSONNEL PROTECTION, SECURITY and SAFETY DEVICES, send \$1. for our catalog to:

INFORMATION UNLIMITED, INC
Dept Q1, P.O. Box 716
Amherst, N.H. 03031.

CIRCLE NO. 12 ON FREE INFORMATION CARD

CIRCLE NO. 32 ON FREE INFORMATION CARD

Experimenter's Corner



By Forrest M. Mims

The Digital Phase-Locked Loop (Part 1)

RECENTLY, I was talking to the parts buyer for an electronics supplier about sales volumes of various integrated circuits. The most surprising thing I learned was that sales of the 4046 digital CMOS phase-locked loop (PLL) are only a trickle compared to those of other ICs.

This is puzzling, because the 4046 is one of the most versatile CMOS chips. It is also unfortunate—the 4046 is very handy if you know how to use it. Among the many applications of the 4046 are those in frequency modulation and demodulation, voltage-to-frequency conversion, frequency synthesis, tone decoding, FSK demodulation, and frequency multiplication.

One possible reason for the low sales volume of the 4046 is that little descriptive or applications information about this chip has appeared in electronics magazines and books. To rectify this situation, we will unravel some of the mysteries surrounding the digital PLL and present some basic circuits. By the time you finish experimenting with some of the more advanced application circuits, you'll be well acquainted with the operating principles of the digital PLL, an exceptionally versatile CMOS chip.

Phase-Locked Loop Basics. The simplest PLL consists of a phase comparator, a voltage-controlled oscillator (vco), and a low-pass loop filter, all arranged as shown in Fig. 1. In operation, the vco oscillates at a frequency determined by an external RC network. This frequency is applied to one input of the phase comparator. An external signal applied to the second input of the phase comparator causes it to generate an *error voltage* whose magnitude is proportional to the difference between the external source and vco frequencies.

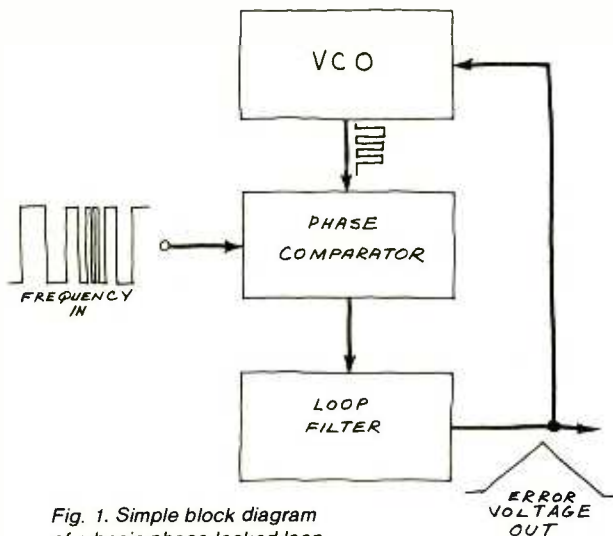


Fig. 1. Simple block diagram of a basic phase-locked loop.

The low-pass loop filter smooths the pulsating error voltage into a dc level which is applied to the control input of the vco. The vco responds to the error voltage by moving its frequency of oscillation toward that of the input signal. This *capture* process continues until the vco frequency equals the input frequency. When this occurs, the PLL is said to be *locked* or *phase-locked* to the input signal.

When the PLL is locked to the input frequency, the vco automatically tracks any changes in the input frequency that fall within a window called the *lock range*. The lock range is always greater than the *capture range*, the band of frequencies over which the PLL can hunt for and "capture" an incoming signal.

It is important to understand that, although the loop filter is essential for proper operation of the PLL, its time constant limits the speed with which the system can track changes in the input frequency. It also limits the capture range. On the other hand, the loop filter helps prevent noise voltages from adversely affecting loop operation. The charge stored in the loop filter's capacitor helps the quick recapture of a signal temporarily lost because of a noise spike or other transient.

In short, the loop filter is a necessary part of the PLL, but it imposes certain operating restraints and tradeoffs. Be sure to keep this in mind when you experiment with PLL circuits, because optimizing PLL performance often requires experimentation with loop-filter component values.

Inside the 4046 PLL. Figure 2 is a block diagram of the 4046 CMOS micropower PLL. One of the most obvious features of this chip is that it includes *two* phase comparators. Phase Comparator I is an exclusive-OR gate that provides a high degree of noise immunity. Unfortunately, this comparator has a tendency to lock onto input signals having frequencies close to harmonics of the vco frequency. Also, it requires a square-wave input with a 50% duty cycle.

Phase Comparator II is a relatively complex network of four edge-triggered flip-flops with control gates and a 3-state output stage. While this detector is less susceptible to the harmonic problem that plagues Phase Comparator I, it is much more sensitive to noise.

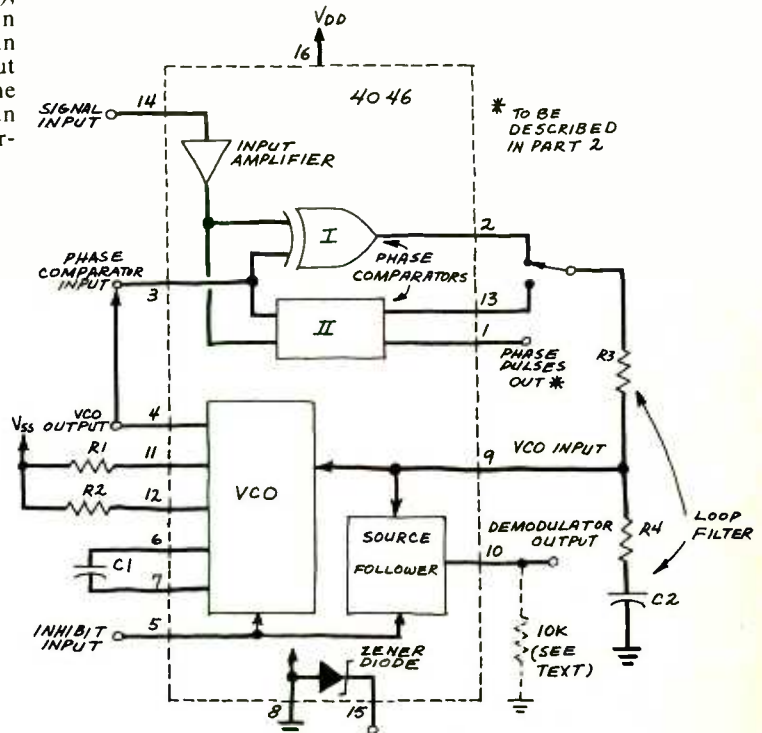


Fig. 2. Block diagram of the 4046 CMOS micropower phase-locked loop.

EXPERIMENTER'S CORNER *continued*

Both phase comparators are simultaneously driven by an input amplifier which will be described later. Their outputs, however, are brought out to separate pins (2 and 13). This means that the user can select either comparator for a specific application by simply connecting its output pin to the vco through the loop filter.

Because the flip-flop comparator has a frequency-tracking range of more than 1000:1, it is often a better choice than the exclusive-OR comparator which tracks over a range of only ± 30 percent. Another advantage of the flip-flop comparator is that it can accept input pulses of any duty cycle (for example, very narrow pulses).

The vco incorporates an NMOS input stage that provides

an input impedance of 10^{12} ohms. Its linearity ranges from 0.1 percent ($V_{DD} = +5$ V) to 0.8 percent ($V_{DD} = +15$ V). The oscillator's maximum operating frequency typically ranges from 0.7 MHz ($V_{DD} = +5$ V) to 1.9 MHz ($V_{DD} = +15$ V).

Figure 2 shows a source follower connected to the vco input. This buffer stage is intended specifically for frequency-demodulation applications. It allows an external amplifier or other circuit to be driven by the output signal from the loop filter (the filtered error voltage) without loading down the filter. When the DEMODULATOR output (pin 10) of the source follower is used, a load resistor of at least 10,000 ohms must be connected between pin 10 and ground (V_{SS}). Otherwise pin 10 should be left floating.

Both the vco and source follower are provided with a common INHIBIT terminal (pin 5) to reduce standby power consumption. A logic 0 (V_{SS}) at pin 5 enables the vco and follower, and a logic 1 (V_{DD}) inhibits them.

The final component in the 4046 is a 5.2-volt zener diode. This zener is intended for voltage-regulation applications, and its use is optional.

Using the 4046. The 4046 requires a power supply that can furnish from 3 to 18 volts at modest current levels. Power consumption depends upon both the vco frequency and what percentage of time the vco is enabled. For example, at a frequency of 10 kHz, the 4046 consumes only 600 microwatts—about 1/160th the power required by a typical analog bipolar PLL such as the 565. Suffice it to say that the 4046 is ideally suited for battery-powered operation!

A minimum number of external components is required to use the 4046. The center frequency of the vco is determined by one capacitor ($C1$) and one or two resistors ($R1$ and $R2$) as shown in Fig. 2. When only $R1$ is used, the vco frequency can be varied from 0 Hz when the control voltage at pin 9 is V_{SS} to a maximum frequency given by the equation: $f_{max} = 1/R1(C1 + 32 \text{ pF})$ when the control voltage is V_{DD} . For proper

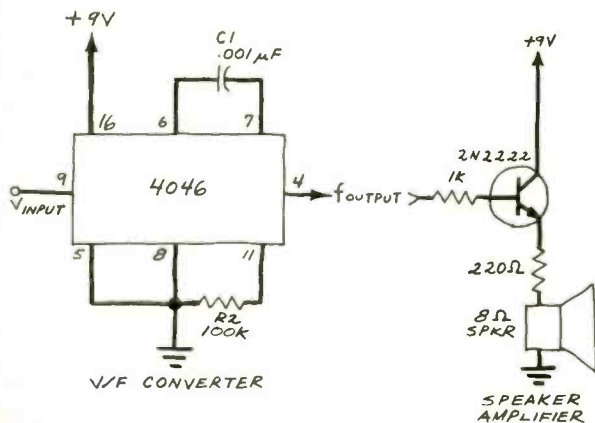


Fig. 3. A basic 4046 vco circuit used as a V/F converter with a speaker amplifier.

Stereo Reviews' **Guide to Understanding Music**
What you need to know to increase your listening pleasure
 David Randolph

NOW ONLY \$16.98

Understanding more about music... can be as easy as listening to your favorite recordings

An important set of recordings created to help you expand your understanding of music

This unique four-disc album is interesting, easy to comprehend, and instructive. It is the first project of its kind to approach the understanding of music through its basic elements: rhythm . . . melody . . . harmony . . . texture.

Written and narrated exclusively for Stereo Review by David Randolph, Music Director of the Masterwork Music and Art Foundation, this fascinating set of stereo records will help you become a more sophisticated, more knowledgeable listener.

In the GUIDE TO UNDERSTANDING MUSIC, David Randolph first discusses, by means of recorded narration, how the composer uses and unifies all the basic musical elements. After each musical point is made in the narration, a musical demonstration of the point under discussion is provided. Thus you become a part of the creative musical process by listening, by understanding, by seeing how music's "raw materials" are employed by composers and performers to attain their highest level of expressivity and communication through musical form.

FOUR STEREO RECORDS

- Record I—The Elements of Music: 1. Rhythm. 2. Melody 3. Harmony 4. Texture.
- Record II—Sense and Sensation in Music: (The Instruments of the Orchestra)—How Music is Unified.
- Record III—Form in Music—Words and Music.
- Record IV—Can Music Tell a Story or Paint a Picture? —The Interpretation of Music.

GUM, Dept. 30009, P.O. Box 278, Pratt Station, Brooklyn, N.Y. 11205

Please send GUIDE TO UNDERSTANDING MUSIC at the special discount price of only \$16.98 (\$21.98 outside USA).

Enclosed is \$_____ Residents of CA, CO, FL, IL, MI, MO, NY STATE, DC and VT add applicable sales tax.

CHARGE: American Express Master Charge VISA Diners Club

Account # _____ Exp. Date _____

OVER 200 MUSICAL EXAMPLES which have been carefully chosen from among thousands of recordings by major record companies as the best illustrations of musical points made in the recorded narration. In addition, supplementary musical demonstrations were specially recorded for this album.

BOOKLET ENCLOSED. The accompanying booklet is a valuable complement to the album. It presents David Randolph's straightforward professional approach to music, and shares the insights and understanding of his many years of experience in bringing music to listeners . . . as well as advice on how you can make the best use of the album.

If you already have some knowledge of music, the Guide to Understanding Music can expand and enrich that knowledge. If you've always wanted to understand music but have been discouraged because it looked too difficult and time-consuming, the Guide to Understanding Music can show you how easily and quickly you can make yourself at home with any music.

This exclusive four-disc recording is now available at the **SPECIAL PRICE** of only . . . **\$16.98**
 For all four 33 1/3 rpm stereo long-play records. Regular price is \$21.98. YOU SAVE \$5!

Master Charge Interbank # _____ (4 numbers over your name)

Signature _____

Print Name _____

Address _____

City _____

State _____ Zip _____

operation, the resistance of $R1$ should be between 10,000 ohms and 10 megohms.

Resistor $R2$ is included when it is desirable to move the minimum vco frequency to some point above 0 Hz. For this reason, it is called the *offset resistor*. The minimum frequency resulting from the inclusion of $R2$ is determined by solving the equation: $f_{min} = 1 / R2 (C1 + 32 \text{ pF})$ when the control voltage at pin 9 is V_{SS} . When $R2$ is used, the maximum vco frequency when the control voltage is V_{CC} is found by adding f_{min} to the f_{max} obtained from the previous equation.

These vco design equations are extracted from Motorola's MC14046B specifications sheet. They apply only when the values of $R1$ and $R2$ are between 10,000 ohms and one megohm and when that of $C1$ is between 100 pF and 0.01 μF . Nevertheless, the manufacturer's specifications sheet observes that experimentation is in order to determine the exact component values required for a particular application because, "... calculated component values may be in error by as much as a factor of 4." This poses no problem because it's a simple matter to use trimmer potentiometers for $R1$ and $R2$ and to adjust them to get the desired frequency range.

The loop filter, like the vco, also requires a capacitor ($C2$) and one or two resistors ($R3$ and optional $R4$). The best explanation of this rather touchy circuit that I have found is in Don Lancaster's *CMOS Cookbook* (Howard W. Sams, 1977, pp. 363-364).

Earlier, we briefly covered some of the loop-filter design tradeoffs. Don, who seems to know more about the real-world idiosyncrasies of the 4046 than the data-sheet authors, says that both $R3$ and $R4$ are necessary to avoid driving the loop into near-oscillation. He reports that best operation is ob-

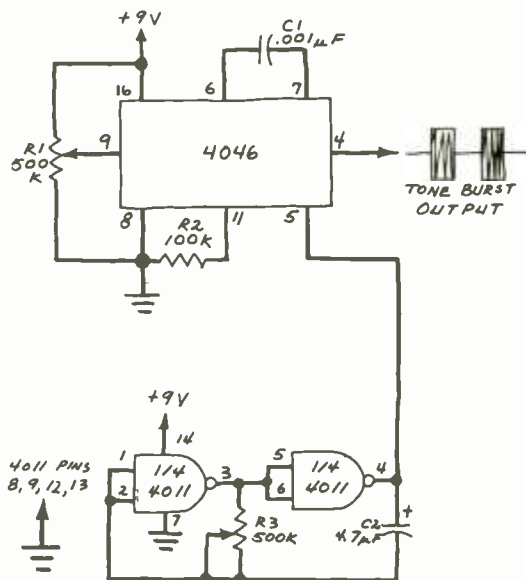


Fig. 4. A tone-burst generator in which $R1$ controls frequency and $R3$ burst rate.

tained when the resistance of $R4$ is from 10 to 30 percent of that of $R3$. This provides enough damping to eliminate loop overshoot and oscillation, but still ensures a reasonably quick response to changes in the input frequency.

Don recommends nominal values of 470,000 ohms for $R3$, 47,000 ohms for $R4$, and 0.1 μF for $C2$. A longer RC time constant means excessive delay when the loop is tracking quickly changing input voltages. A smaller RC product can cause erratic changes in the vco frequency as the loop tracks a rapidly changing signal.

I said that we would have more to say about the 4046 input amplifier later. Don comes directly to the point on this subject, so let's hear from him again. "The linear amplifier operation of pin 14 is an unmitigated disaster when the wideband phase detector is being driven. Don't use it this way! Linear operation causes extra amplitude-variation sensitivity, jitter, tearing and generally poor noise immunity" (*CMOS Cookbook*, p. 363).

WE WILL NOT BE UNDERSOLD



DISK DRIVES

\$299

More capacity than Radio Shack 35 Track (80 K Bytes) drives. Fully assembled and tested. Ready to plug-in and run the moment you receive it. Can be intermixed with each other and Radio Shack drive on same cable. TRS-80* compatible silver enclosure.

90 DAY WARRANTY. ONE YEAR ON POWER SUPPLY.

FOR TRS-80*

CCI-100 5 1/4", 40 Track (102K Bytes) for Model I **\$299**
CCI-200 5 1/4", 77 Track (197K Bytes) for Model I **\$549**

For Zenith Z89

CCI-189 5 1/4", 40 Track (102K Bytes) add-on drive **\$394**

DISKETTES — Box of 10 (5 1/4")-with plastic library case **\$24.95**
8" double density for Model II (box of 10) **\$36.49**

16K MEMORY UPGRADE KITS \$59

for TRS-80*, Apple II, Sorcerer (specify)

PRINTERS

NEC Spinwriter



Letter Quality High Speed Printer

Includes TRS-80* interface software, quick change print fonts, 55 cps, bidirectional, high resolution plotting, graphing, proportional spacing **\$2689**

With Tractor Feed **\$2889**

DIABLO 1650 R.O. \$2890 KSR \$3285

779 CENTRONICS TRACTOR FEED PRINTER \$969

Same as Radio Shack line printer I

737 CENTRONICS FRICTION & PIN FEED PRINTER \$849

9 x 7 matrix

730 CENTRONICS FRICTION & PIN FEED PRINTER \$639

7 x 7 matrix Same as Radio Shack line printer II

P1 CENTRONICS PRINTER \$269

Same as Radio Shack quick printer

PAPER TIGER (IP440) \$948

Includes 2K buffer and graphics option

TI-810 Faster than Radio Shack line printer III \$1575

Parallel and serial w/TRS-80* interface software with upper and lower case and paper tray **\$1665**

OKIDATA Microline 80 Friction and pin feed \$639

Tractor Feed, friction, and pin feed **\$739**

EATON LRC 7000 + 64 columns, plain paper \$349

COMPLETE SYSTEMS

TRS-80* LEVEL II-16K with keypad **\$699**

TRS-80* Expansion Interface **\$249**

ZENITH Z89, 16K expands to 48K, all-in-one computer **\$1949**

ZENITH Z19 **\$740**

ATARI 400 \$524 ATARI 800 \$849 TI 99/4 **\$894**

MATTEL INTELLIVISION **\$249**

NORTH STAR Horizon 1 32K, Double Density **\$2279**

DISK OPERATING SYSTEMS

PATCHPAK #4 by Percom Data **\$ 8.95**

CP/M for Model I, Zenith **\$145.00**

CP/M for Model II, Altos **\$170.00**

NEWDOS Plus — with over 200 modifications 35track **\$ 89.00**

and corrections to TRS-DOS 40 or 77 Track **\$ 99.00**

CAT MODEM Originate and answer same as **\$156**

Radio Shack Telephone Interface II

LEEDEX MONITOR Video 100 **\$135**

The CPU SHOP

TO ORDER CALL TOLL FREE 1-800-343-6522

5 Dexter Row, Dept. PE7M, Charlestown, MA 02129

Hours: 10AM-6PM (EST) M-F (Sat. till 5)

Massachusetts residents add 5% sales tax

*TRS-80 is a trademark of Tandy Corporation

Prices subject to change without notice.

Massachusetts residents call 617/242-3361

DEALER (NATIONAL/INTERNATIONAL) INQUIRIES INVITED





By John McVeigh, Technical Editor

Wireless Microphones

Q. Do you have a schematic for a broadcast-band wireless microphone?—Randy Drezdon, Milwaukee, WI.

A. Your question is ambiguous—do you want the schematic of a wireless microphone for the AM broadcast band or the FM broadcast band? To cover both possibilities, I am including two schematics. Shown at A is the schematic diagram of a wireless microphone for the AM band that employs two germanium transistors. The circuit functions as follows. Audio stage *Q1* amplifies signals from the crystal microphone and amplitude-modulates oscillator *Q2*. The frequency of oscillation is governed by the resonant LC network *L1C2* and can be varied by rotating the shaft of *C2*. Feedback necessary to sustain oscillation is provided by the tap on *L1*. R-f energy generated by the circuit is radiated by the antenna connected to the tuned circuit.

Radio Shack npn germanium transistors (RS2007) are suggested for use in the wireless microphone. Inductor *L1* is a J.W. Miller No. 2004 ferrite strip antenna/coil with an inductance of 240 μ H. It has a frequency range of 540 to 1650 kHz and is designed for use with a variable capacitor having a maximum capacitance of 365 pF such as the J.W. Miller No. 2112. A short length of copper wire (one to two meters) connected to the top of the *L1C2* tuned circuit functions as an antenna.

To use the microphone, tune an AM broadcast receiver to a dead spot on the dial. Then speak into the transducer and, with the antenna positioned near the receiver, adjust *C2* until you hear your voice coming through the radio's loudspeaker. Range of the wireless microphone is typically 50 to 100 feet (15 to 30 m).

Shown at B is a wireless microphone for the FM broadcast band that first appeared as a reader's circuit by Thomas Duncan in the Solid State column for October 1971. It employs a standard rectifier (*D1*) as a voltage-variable capacitance in the frequency-determining network of modified Hartley oscillator *Q3*. The circuit operates as follows.

Dc bias is applied across *D1* through *R8*, *R9* and *RFC1*. The instantaneous bias across the diode varies in step with the amplified microphone signal delivered by *Q1* and *Q2*. The capacitance of the diode junction and the frequency of oscillation vary accordingly. In this manner, an FM signal detectable by a standard vhf receiver is generated.

Good vhf wiring practice should be observed in the r-f portion of the circuit. Either printed-circuit or point-to-point wiring construction techniques can be employed to reproduce the wireless microphone. Standard components are used except for *L1*. This is a hand-wound coil consisting of four turns of No. 18 AWG solid copper wire wound on a 1/4-inch (6.4-mm) noninductive form 1 inch (2.54 cm) long. The turns should be evenly spaced and the coil

tapped at the second turn above ground.

A Radio Shack No. 273-102 choke can be used for *RFC1*, and Radio Shack RS-2009 general-purpose npn silicon transistors for *Q1*, *Q2* and *Q3*. The Radio Shack replacement for the 1N4817 is the 276-1114, a 1000-volt, 2.5-ampere rectifier. The circuit can be driven by a crystal or dynamic microphone. Switch *S1* functions as a push-to-talk switch, controlling the application of power and microphone output to the circuit. Plug *P1* and jack *J1* are standard 1/4-inch (6.4-mm) phone-type stereo connectors. A short length of copper wire connected to the emitter of *Q3* functions as an antenna.

After the circuit has been assembled, position its antenna near that of an FM broadcast receiver. Apply power to the receiver and tune to a dead spot on its dial. Close *S1* and speak into the microphone with the wiper of *R9* set to the midpoint of its travel. Adjust *C7* until you can hear your voice coming through the receiver's speaker. Finally, adjust *R9* for optimum modulation and the best quality audio as reproduced by the receiver. Retune *C7* if necessary.

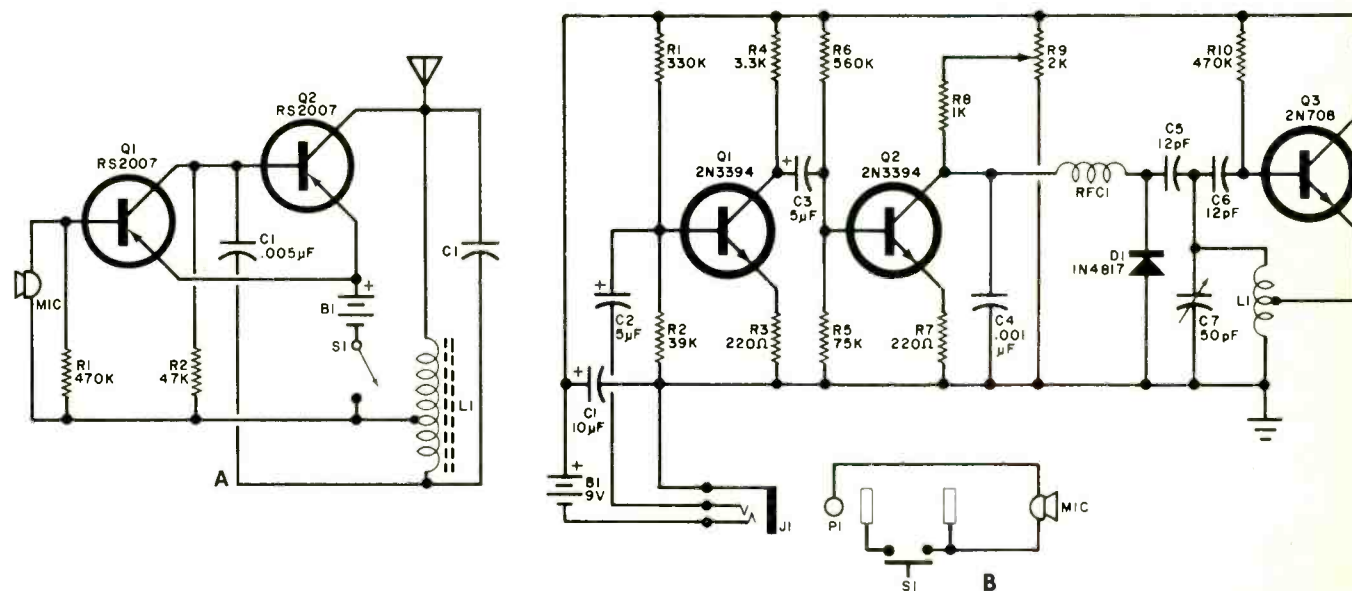
These circuits have relatively short ranges but many uses such as monitoring a baby in another room, paging another member of the family, etc. They also act as self-contained broadcast stations that allow you to entertain friends and family by putting on your own radio shows.

Adding a Center Tap

Q. Do you know how to add a center tap to a transformer without rewinding the secondary?—B. Paddock, Masury, OH.

A. No, I don't.

Have a problem or question in circuitry, components, parts availability, etc? Send it to the Hobby Scene Editor, POPULAR ELECTRONICS, One Park Ave., New York, N.Y. 10016. Though all letters can't be answered individually, those with wide interest will be published.



McIntosh

"A Technological Masterpiece..."



McIntosh C 32

"More Than a Preamplifier"

McIntosh has received peerless acclaim from prominent product testing laboratories and outstanding international recognition! You can learn why the "more than a preamplifier" C 32 has been selected for these unique honors.

Send us your name and address and we'll send you the complete product reviews and data on all McIntosh products, copies of the international awards, and a North American FM directory. You will understand why McIntosh product research and development always has the appearance and technological look to the future.

Keep up to date.
Send now - - -

McIntosh Laboratory Inc.
Box 96 East Side Station
Binghamton, NY 13904


Name _____

Address _____

City _____ State _____ Zip _____

If you are in a hurry for your catalog please send the coupon to McIntosh. For non-rush service send the Reader Service Card to the magazine.

CIRCLE NO. 40 ON FREE INFORMATION CARD



DX Listening

By Glenn Hauser

Fantastic Intercontinental TV-DX

LAST autumn, a hardy breed of TV DXers had their heyday during the peak of solar Cycle 21. They succeeded in pulling in European TV stations via the heavily ionized F₂ layer of the ionosphere. Some used imported or modified domestic TV receivers to pick up sound or pictures or both while others employed scanners or police-band radios to detect sound portions only. The reception window was in the hours of sunrise to noon local time.

Here's a summary of some of the F₂ TV-DX reported in *VHF-UHF Digest*, by members of the Worldwide TV-FM DX Association (P. O. Box 97, Calumet City, IL 60409). Glenn Jacobs, Moscow, PA, had snow-free video from Dublin, Ireland, on 53.25 MHz (close enough to American Ch. 2—55.25 MHz—that it could be tuned in on an unmodified U.S. set, with nothing but rabbit ears for antenna!). It was so strong on Nov. 11 that his closest Ch. 2 station, Utica, NY, was unwatchable. Jacobs reported another peak Dec. 8-16 with Ch. F-4 audio on 54.40 MHz and lots of stations on Ch. E-2, including West Germany. Jerry Pulice, Staten Island, NY, with an impressive array of equipment, logged Swiss and German video; Czechoslovakia tentatively. On Nov. 4, using a modified TV set, he viewed a credit roll on Russian Ch. 1 (49.75 MHz) with Cyrillic letters.

During November, Pat Dyer in San Antonio, TX, had frequent reception of video on 49.75 MHz, from the northeast in the morning (eastern Europe), and from the northwest in the afternoon (China and Soviet Far East). Pat had a few days of watchable 45-MHz BBC Ch. 1 video, and Ch. B-2 video received as radio signals on 51.75 MHz. By careful attention to offset frequencies, DXers such as Rich Turcsany in Shelton, CT, were able to identify several different stations in different parts of Great Britain on channels B1 and B2.

Television DXers farther to the north and west were not so fortunate, since their more northerly paths to Europe were subject to lower maximum frequencies and more auroral absorption. Still, Buck Battin in Duluth, MN, had almost daily English and French TV audio just above 41 MHz; and Fred McCormack in Fargo, ND, logged some weak audio on Ch. B-1.

It worked both ways. Television DXers in Europe caught signals on Ameri-

can channels. Mike Allmark, for instance, in Leeds, England, received stations on American Chs. 2 and 3 on various dates in October, November and December. Another "season" of intercontinental TV DX is expected during those same months in 1980, but since the solar flux and sunspot counts are declining from their peak, reception will probably not be as exciting as it was last year. After that, it may be another nine years or so before another solar cycle peak produces such DX and by then many of these lower-frequency European TV channels are expected to have been phased out in favor of uhf.

Slow-Scan Broadcasting? Intercontinental TV DX of another kind can take place regardless of the solar flux, if SSTV experimenters encourage a few stations that have launched trial balloons on SSTV broadcasting. Owing to its narrow bandwidth, SSTV can be transmitted on ordinary shortwave equipment. The definition is much inferior to regular TV, and each picture takes seven seconds to form. Nevertheless, the prospect of a visual aspect to international broadcasting is exciting. A station with at least two frequencies could run its newscast or feature programming on one, and accompanying slides on another. The catch is, hardly any SWLs have SSTV receiving equipment. Lots of hams do, however, and it's up to them to get the ball rolling (or, should we say, get the electron beam scanning), by writing to the individuals thinking of trying SSTV on their stations (both of whom are hams themselves): Ben Dalfen, DX Corner, Kol Israel, Box 1082, Jerusalem, Israel; and, Warren Moulton, Radio Australia, Melbourne 3000, Victoria, Australia.

Summer Conventions for DX listeners. The major convention is sponsored by the Association of North American Radio Clubs—a rare opportunity for North American listeners to meet each other by the hundreds, and to meet some international broadcasters in person. Among those planning to be at ANARCON 1980 are George Wood, DX Editor of Radio Sweden; Alfonso Montealegre of Radio Nederland; Ian McFarland of RCI (who is also a superb auctioneer); and the editors of the World Radio-TV Handbook, Jens Frost and Andy Sennitt.

(Continued)
POPULAR ELECTRONICS

The VP-111 hobby computer: Start programming for only \$99.



New! VP-111 Microcomputer \$99. Assembled* and tested.

Features:

- RCA 1802 Microprocessor.
- 1K Bytes static RAM.
- Expandable on-board to 4K.
- Expandable to 32K Bytes total.
- 512 Byte ROM operating system.
- CHIP-8 interpretive language or machine language programmable.
- Hexidecimal keypad.
- Audio tone generator.
- Single 5-volt operation.
- Video output to monitor or modulator.
- Cassette interface—100 Bytes/sec.
- Instruction Manual with 5 video game listings, schematics, CHIP-8, much more!

Ideal for low-cost control applications.

Expandable to full VP-711 capability with VP-114 Kit.


*User need only connect cables (included), a 5-volt power supply and speaker.



New low price! \$199. VP-711, only..... Completely assembled and tested.

All the features of the VP-111 plus:

- A total of 2K Bytes static RAM.
 - Power supply.
 - 8 Bit input port.
 - 8 Bit output port.
 - I/O port connector.
 - System expansion connector.
 - Built-in speaker.
 - Plastic cover.
- Three comprehensive manuals:
- Instruction Manual—20 video game listings, schematics, much more.
 - User's Guide—operating instructions and CHIP-8 for the beginner.
 - RCA 1802 User's Manual (MPM-201B)—complete 1802 reference guide.



Add computer power a board at a time.

With easy-to-buy options, the versatile RCA hobby computer means even more excitement. More challenges in graphics, games and control functions. For everyone, from youngster to serious hobbyist.

Built around an RCA COSMAC microprocessor, our hobby computer is easy to program and operate. Powerful CHIP-8 interpretive language gets you into programming the first evening. Complete documentation provided.

Send the coupon now...

Complete the coupon below and mail to: RCA MicroComputer Customer Service, New Holland Ave., Lancaster, PA 17604.

Or call toll free (800) 233-0094 to place your Master Charge or VISA credit card order. In Pennsylvania, call (717) 397-7661, extension 3179.



Please send me the items indicated.

- VP-111** New low cost Microcomputer (See description above) \$ 99
- VP-114** Expansion Kit for VP-111—Includes 3K RAM, I/O Port and connectors \$ 76
- VP-711** The original VIP Microcomputer (See description above) \$199
- VP-44** RAM On-Board Expansion Kit—Four 2114 RAM ICs. Expands VP-711 memory to 4K Bytes \$ 36
- VP-590** Color Board—Adds color. Four background and eight foreground colors \$ 69
- VP-595** Simple Sound Board—Provides 256 programmable frequencies. For simple music or sound effects. Includes speaker \$ 30
- VP-550** Super Sound Board—Turns VP-111/711 into a music synthesizer! Two independent sound channels. Outputs to audio \$ 49
- VP-551** 4-Channel Super Sound—Includes VP-576 and demo cassette. Requires VP-550 and 4K RAM \$ 74
- VP-570** Memory Expansion Board—Plug-in 4K RAM memory \$ 95
- VP-580** Auxiliary Keypad—Adds two-player interactive capability. Connects to VP-590 or VP-585 \$ 20
- VP-585** Keypad Interface Board—Interfaces two VP-580 Auxiliary Keypads to VP-111/711 \$ 15
- VP-560** EPROM Board—Interfaces two 2716 EPROMS to VP-111/711 .. \$ 34

- VP-565** EPROM Programmer Board—Programs 2716 EPROMS. With software \$ 99
- VP-575** Expansion Board—Provides 4 buffered and one unbuffered expansion sockets \$ 59
- VP-576** Two-Board Expander—Allows use of 2 Accessory Boards in either I/O or Expansion Socket \$ 20
- VP-700** Tiny BASIC ROM Board—BASIC code stored in 4K of ROM \$ 39
- VP-701** Floating point BASIC for VP-711 on cassette. Requires 16K Bytes RAM (avail. 7/80) \$ 49
- VP-710** Game Manual—Listing for 16 exciting games \$ 10
- VP-720** Game Manual-II—More games .. \$ 15

ASCII keyboards.

- VP-601** Keyboard—128-character ASCII encoded alphanumeric 8-bit parallel output \$ 69
- VP-606** Keyboard—Same as VP-601. Asynchronous serial output \$ 99
- VP-611** Keyboard—Same as VP-601 plus 16-key numeric keypad \$ 89
- VP-616** Keyboard—Same as VP-606 plus 16-key numeric keypad \$119
- VP-620** Cable—Connects VP-601/611 to VP-111/711 \$ 20
- VP-623** Cable—Unterminated for VP-601/611 \$ 20
- VP-626** Connector—Male "D" mates to VP-606/616 \$ 7

Enclosed is \$_____ for items checked plus shipping & handling charge of \$3.00.

Add your state and local taxes \$_____. Total enclosed \$_____

I enclose check or money order. Or charge my VISA Master Charge.

Credit card account No. _____

Master Charge Interbank No. _____ Expiration date _____

Signature (required for credit orders): _____

Name (please type or print): _____

Street address: _____ City: _____

State & Zip: _____ Telephone:() _____

Make checks payable to RCA Corp. Prices and specifications are subject to change without notice.
CIRCLE NO. 57 ON FREE INFORMATION CARD

The ANARC Convention has a good mix of formal and informal activities, is open to all interested DX listeners, whether or not they are club members, and prices are extremely reasonable. This year's takes place July 18-20 on the campus of the University of California at Irvine. For further information, send a business-size, self-addressed stamped envelope to convention chairman Stewart MacKenzie, 16182 Ballard Lane, Huntington Beach, CA 92649.

ANARCON is "all wave", but the emphasis is on shortwave. Two other conventions are mediumwave oriented, sponsored by the two major clubs in this field: International Radio Club of America, Aug. 15-17, Louisville, KY; send SASE to Ted Fleischaker, 3023 Tremont Dr., Louisville, KY 40205. Ted has hosted a number of DX conventions before, and assures a good time. The other: National Radio Club, Aug. 30-Sept. 1, Los Angeles. SASE to John Clements, P. O. Box 33188, Granada Hills, CA 91344, for info.

Frequency Mismanagement. The shortwave broadcast bands are crowded, resulting in inevitable frequency conflicts. Yet these can be kept to a minimum by astute frequency management. Unfortunately, a number of stations operate oblivious to the real situation on the bands, very much to their own detriment and that of would-be listeners.

Some rely exclusively on registrations made with the ITU, some of which are imaginary or out of date (and the ITU pretends jamming does not exist). Others believe that a frequency can be shared with another station broadcasting to a different target zone. In truth, no antenna is wholly unidirectional. Quite often radiation from the back or side is more than sufficient to seriously disrupt a "share." Some examples are:

Radio Bras was doing fine on 15290 to North America at 0300 during our winter, and decided to stay for spring—but by then *Radio Liberty's* jammed service at the same time on the same frequency, wiped out Brazil! If Brazil had been sufficiently alert, it would have changed frequencies before or shortly after the beginning of the conflict.

Radio Lebanon is becoming a laughingstock for its poor choice of frequencies in its North American service. One was underneath the much more powerful *TWR-Bonaire*; another was underneath *Deutsche Welle*; and still another mixed with *BBC*. To make matters worse, *Radio Lebanon* goes on new frequencies without publicizing them, forcing listeners to search or give up.

Far East Network, Tokyo, used 11750 and 15260 years ago, so when they decided to resume transmissions on those bands in 1980, they came up on the same frequencies—now interfered with in both cases by the *BBC*, as any-

one who took the trouble to turn on a radio would find out.

The *Voice of Greece*, for reasons unknown, left two good frequencies for two awful ones—both already subject to jamming against *RFE/Radio Liberty* (17835 and 21455 at 1200 and 1500 GMT).

Other stations make propagation work against them, instead of for them. Argentina's external service is a good example—both 11710 and 9690, the only two frequencies they ever use, are ineffective because of interference and absorption, while much better propagation and clear frequencies could be found on the bands above 15 MHz.

Country by Country. *Falkland Islands.* Many North American DX listeners got the thrill of a lifetime when they finally received that rarest of catches, *FIBS*, until sign-off at 0130 GMT on 2370 kHz. Reception peaked during December, when the northern hemisphere was darkest, and it may peak again in July when the southern hemisphere is darkest. *FIBS'* April-September schedule runs later, to 0200 GMT, except local Sundays to 0100. The reason for *FIBS'* success in reaching North America at last is a more powerful 2.5-kW transmitter and a directional antenna favoring our azimuth. But according to Bob Donly in *SPEEDX-GRAM*, they are very partic-

NEW 16K-RAM PERSONAL COMPUTER \$299.00

SPECIAL FACTORY PRICE!!

For \$299.00 you get new Interact Model "R" computer, 16-K-RAM, 2K-ROM, 8080A Microprocessor, color, sound, full 53 Keyboard, cassette deck, AC adapter, R.F. Modulator, Owners Guide, FCC approved.

SPECIAL FACTORY PACKAGE PRICE \$399.

(Lists for over \$800.) Everything you get for \$299.00 plus: Level II Users Manual, Level II Basic Program Tape, Level II Command Cards, Basic Examples Book, Two 8-axis action controllers, 12 Programs and Data Tape, 90 day parts & labor warranty. (Everything you need to learn programming and operate a computer).

10 DAY FREE TRIAL

Return within 10 days complete and undamaged for full refund of purchase price.

We expect a factory sell out - Hurry - Order - Now! Send bank draft, money order, or check to Protecto Enterprises, Box 502, Franklin Park, IL 60131 (312 • 382 • 5244)

Add \$15. for handling and shipping via United Parcel Illinois residents add 6% Sales Tax

<p>MINIATURE ADJUSTABLE CAPACITOR 3.5 - 13 pf or 7 - 35 pf 1/8" dia. 1/8" high 50c each specify value</p> <p>SPRAGUE 100vdc \$1.00 each 500 mfd. 2-11/16" long 1" dia.</p> <p>DUAL 50K SLIDE POT linear taper \$1.50 each 3 inch long 2 1/4 inch slide knobs for slide pots 20c each</p> <p>10 MEG POTS Standard 1/2 Watt Size • Long Shaft 1/4" Dia 25 For \$5.00 4 For \$1.00</p> <p>50K SLIDE POT 75c Each Knobs for Slide Pots 20c each audio taper • 3-1/2 inch long • 2-3/4 inch slide</p> <p>REED RELAYS 9-15 VOLT D.C. NORMALLY OPENED CONTACTS: 1 amp max. Switch - 2 amp max. Carry BODY SIZE: approx. 1 inch long 1/4 inch high S.P.S.T. 1500 ohm coil \$1.15 each D.P.S.T. 1200 ohm coil \$1.30 each 3.P.S.T. 750 ohm coil \$1.50 each</p>	<p>ALCO HEAVY DUTY MINIATURE SIZE TOGGLE • Rated: 10 amps @ 120 vac • Contacts: solid silver S.P.D.T. • Body Size: 9/16" dia. cylindrical body 1/4" high \$1.50 each specify handle style</p> <p>HOUSE MARKED DARLINGTON TRANSISTOR SPECIFY 5 AMPS 65 WATTS SPT NPN 80 VOLTS SIMILAR TO PNP TIP 121PN 10220 TIP 126 PNP CASE</p> <p>1 OHM 175 WATT WIREWOUND RESISTOR \$1.75 each 8 1/4" long 1-1/8" dia.</p> <p>22/44 EDGEBOARD CONNECTOR TIN SOLDERTAIL .156"x.200"</p> <p>LARGE QUANTITIES AVAILABLE \$1.35 each 10 for \$12.50</p> <p>PHOTO - FLASH CAPACITOR 1100 MFD 330 VOLTS 3/4" x 1 1/4" \$1.50 Each</p> <p>3x5" OAKTRON SPEAKER 3 oz. Magnet 8 OHM Impedance \$2.50 each</p>
--	---

ALL ELECTRONICS CORP.

905 S. Vermont Ave. SEND FOR OUR FREE CATALOG
Los Angeles, CA 90006
(213) 380-8000

TERMS
• Quantities Limited
• Min. Order \$10.00
• Add \$2.00 Shipping USA
• Calif. Res. Add 6%
• Prompt Shipping

Store & Warehouse Hours
9 AM - 5 PM
Monday thru Friday
Saturday
10 AM - 3 PM

CIRCLE NO. 3 ON FREE INFORMATION CARD

POPULAR ELECTRONICS

Start Computing For Just \$129.95 With An 8085-Based Professional Computer Kit—

Explorer/85

100% compatible with all 8080A and 8085 software & development tools!

No matter what your future computing plans may be, Level "A"—at \$129.95—is your starting point.

Starting at just \$129.95 for a Level "A" operating system, you can now build the exact computer you want. Explorer/85 can be your beginner's system, OEM controller, or IBM-formatted 8" disk small business system. ... you're never forced to spend a penny for a component or feature you don't want and you can expand in small, affordable steps!

Now, for just \$129.95, you can own the first level of a fully expandable computer with professional capabilities—a computer which features the advanced Intel 8085 cpu, thereby giving you immediate access to all software and development tools that exist for both the 8085 and its 8080A predecessor (they are 100% software compatible)—a computer which features onboard S-100 bus expansion—plus instant conversion to mass storage disk memory with either 5-1/4" diskettes or standard IBM-formatted 8" disks.

For just \$129.95 (plus the cost of a power supply, keyboard/terminal and RF modulator, if you don't have them already), Explorer/85 lets you begin computing on a significant level... applying the principles discussed in leading computer magazines... developing "state of the art" computer solutions for both the industrial and leisure environment.

Level "A" Specifications

Explorer/85's Level "A" system features the advanced Intel 8085 cpu, an 8355 ROM with 2k deluxe monitor/operating system, and an 8155 ROM-I/O—all on a single motherboard with room for RAM/ROM/PROM/EPROM and S-100 expansion, plus generous prototyping space.

(Level "A" makes a perfect OEM controller for industrial applications and is available in a special Hex Version which can be programmed using the Netronics Hex Keypad/Display.)

PC Board: glass epoxy, plated through holes with solder mask

- I/O: provisions for 25-pin (DB25) connector for terminal serial I/O, which can also support a paper tape reader
- provision for 24-pin DIP socket for hex keyboard/display... cassette tape recorder input... cassette tape recorder output... speaker output... LED output indicator on SOD (serial output) line... printer interface (less drivers) ... total of four 8-bit plus one 6-bit I/O ports • Crystal Frequency: 6.144 MHz • Control Switches: reset and user (RST 7.5) interrupt... additional provisions for RST 5.5, 6.5 and TRAP interrupts onboard • Counter/Timer: programmable, 14-bit binary • System RAM: 256 bytes located at F800, ideal for smaller systems and for use as an isolated stack area in expanded systems... RAM expandable to 64k via S-100 bus or 4K on motherboard.

System Monitor (Terminal Version): 2k bytes of deluxe system monitor ROM located at F000 leaving 0000 free for user RAM/ROM. Features include tape load with labeling... tape dump with labeling... examine/change contents of memory... insert data... warm start... examine and change all registers... single step with register display at each break point, a debugging/training feature... go to execution address... move blocks of memory from one location to another... fill blocks of memory with a constant... display blocks of memory... automatic baud rate selection... variable display line length control (1-255 characters/line)... channelized I/O monitor routine with 8-bit parallel output for high speed printer... serial console in and console out channel so that monitor can communicate with I/O ports.

System Monitor (Hex Version): Tape load with labeling... tape dump with labeling... examine/change contents of memory... insert data... warm start... examine and change all



registers... single step with register display at each break point... go to execution address. Level "A" in the Hex Version makes a perfect controller for industrial applications and can be programmed using the Netronics Hex Keypad/Display.

Hex Keypad/Display Specifications

Calculator type keypad with 24 system defined and 16 user defined keys. 6 digit calculator type display which displays full address plus data as well as register and status information.

Level "B" Specifications

Level "B" provides the S-100 signals plus buffers/drivers to support up to six S-100 bus boards and includes: address decoding for onboard 4k RAM expansion select-able in 4k blocks... address decoding for onboard 8k EPROM expansion selectable in 8k blocks... address and data bus drivers for onboard expansion... wait state generator (jumper selectable), to allow the use of slower memories... two separate 5 volt regulators.

Level "C" Specifications

Level "C" expands Explorer's motherboard with a card cage, allowing you to plug up to six S-100 cards directly into the motherboard. Both cage and cards are neatly contained inside Explorer's deluxe steel cabinet. Level "C" includes a sheet metal superstructure, a 5-card gold plated S-100 extension PC board which plugs into the motherboard. Just add required number of S-100 connectors

Level "D" Specifications

Level "D" provides 4k or RAM, power supply regulation, filtering decoupling components and sockets to expand your Explorer/85 memory to 4k (plus the original 256 bytes located in the 8155A). The static RAM can be located anywhere from 0000 to EFFF in 4k blocks.

Level "E" Specifications

Level "E" adds sockets for 8k of EPROM to use the popular Intel 2716 or the TI 2516. It includes all sockets, power supply regulator, heat sink, filtering and decoupling components. Sockets may also be used for soon to be available RAM IC's (allowing for up to 12k of onboard RAM).

Order A Coordinated Explorer/85 Applications Pak!

Experimenter's Pak (SAVE \$12.50!)—Buy Level "A" and Hex Keypad/Display for \$199.90 and get FREE Intel 8085 user's manual plus FREE postage & handling!

Student Pak (SAVE \$24.45!)—Buy Level "A," ASCII Keyboard/Computer Terminal, and Power Supply for \$319.85 and get FREE RF Modulator plus FREE Intel 8085 user's manual plus FREE postage & handling!

Engineering Pak (SAVE \$41.00!)—Buy Levels "A," "B," "C," "D," and "E" with Power Supply, ASCII Keyboard/Computer Terminal, and six S-100 Bus Connectors for \$514.75 and get 10 FREE computer grade cassette tapes plus FREE 8085 user's manual plus FREE postage & handling!

Business Pak (SAVE \$89.95!)—Buy Explorer/85 Levels "A," "B," and "C" (with cabinet), Power Supply, ASCII Keyboard/Computer Terminal (with cabinet), 16k RAM, 12" Video Monitor, North Star 5-1/4" Disk Drive (includes North Star BASIC) with power supply and cabinet, all for just \$1599.40 and get 10 FREE 5-1/4" minidiskettes (\$49.95 value) plus FREE 8085 user's manual plus FREE postage & handling!

Continental U.S.A. Credit Card Buyers Outside Connecticut

CALL TOLL FREE 800-243-7428

To Order From Connecticut Or For Technical Assistance, Etc. Call (203) 354-9375

Netronics R&D Ltd., Dept. PE-7
333 Litchfield Road, New Milford, 06776
 Please send the items checked below—

<input type="checkbox"/> Explorer/85 Level "A" Kit (ASCII Version), \$129.95 plus \$3 p&h.	<input type="checkbox"/> Deluxe Steel Cabinet for ASCII Keyboard/Terminal, \$199.95 plus \$2.50 p&h.
<input type="checkbox"/> Explorer/85 Level "A" Kit (Hex Version), \$129.95 plus \$3 p&h.	<input type="checkbox"/> Power Supply Kit (± 8V @ 5 amps) in deluxe steel cabinet, \$39.95 plus \$2 p&h.
<input type="checkbox"/> 8k Microsoft BASIC on cassette tape, \$64.95 postpaid.	<input type="checkbox"/> Gold Plated S-100 Bus Connectors, \$4.85 each, postpaid.
<input type="checkbox"/> 8k Microsoft BASIC in ROM Kit (requires Levels "B," "D," and "E"), \$99.95 plus \$2 p&h.	<input type="checkbox"/> RF Modulator Kit (allows you to use your TV set as a monitor), \$8.95 postpaid.
<input type="checkbox"/> Level "B" (S-100) Kit, \$49.95 plus \$2 p&h.	<input type="checkbox"/> 16k RAM Kit (S-100 Board expands to 64k), \$199.95 plus \$2 p&h.
<input type="checkbox"/> Level "C" (S-100 6-card expander) Kit, \$39.95 plus \$2 p&h.	<input type="checkbox"/> 32k RAM Kit, \$329.95 plus \$2 p&h.
<input type="checkbox"/> Level "D" (4k RAM) Kit, \$69.95 plus \$2 p&h.	<input type="checkbox"/> 48k RAM Kit, \$459.95 plus \$2 p&h.
<input type="checkbox"/> Level "E" (EPROM/ROM) Kit, \$55.95 plus \$0 p&h.	<input type="checkbox"/> 64k RAM Kit, \$589.95 plus \$2 p&h.
<input type="checkbox"/> Deluxe Steel Cabinet for Explorer/85, \$49.95 plus \$3 p&h.	<input type="checkbox"/> 16k RAM Expansion Kit (to expand any of the above up to 64k), \$139.95 plus \$2 p&h each.
<input type="checkbox"/> ASCII Keyboard/Computer Terminal Kit (features a full 128 character set, upper & lower case, full cursor control, 75 ohm video output convertible to baudot output, selectable baud rate, RS232-C or 20 ma. I/O, 32 or 64 character by 16 line formats, and can be used with either a CRT monitor or a TV set (if you have an RF modulator), \$149.95 plus \$2.50 p&h.	<input type="checkbox"/> Intel 8085 cpu User's Manual, \$7.50 postpaid.
<input type="checkbox"/> Hex Keypad/Display Kit, \$69.95	<input type="checkbox"/> Special Computer Grade Cassette Tapes, \$1.90 each or 3 for \$5, postpaid.

12" Video Monitor (10 MHz bandwidth), \$139.95 plus \$5 p&h.
 North Star Double Density Floppy Disk Kit (One Drive) for Explorer/85 (includes 3 drive S-100 controller, DOS, and extended BASIC with personalized disk operating system—just plug it in and you're up and running!), \$699.95 plus \$5 p&h.
 Power Supply Kit for North Star Disk Drive, \$39.95 plus \$2 p&h.
 Deluxe Case for North Star Disk Drive, \$39.95 plus \$2 p&h.
 Experimenter's Pak (see above), \$199.90 postpaid.
 Student Pak (see above), \$319.85 postpaid.
 Engineering Pak (see above), \$514.75 postpaid.
 Business Pak (see above), \$1599.40 postpaid.

Total Enclosed \$ (Conn. res. add sales tax) By—
 Personal Check M.O./Cashier's Check Visa Master Charge (Bank # _____)

Acc. # _____
 Signature _____ Exp. Date _____
 Print Name _____
 Address _____
 City _____
 State _____ Zip _____
 Send Me Information

ular about the accuracy of reception reports and stingy with their newly designed QSL cards. However, there have been unconfirmed reports of a pirate in Connecticut pretending to be FIBS at the same time on the same frequency. Beware! Should you get tired of hearing FIBS on 2370, no one in North America has yet reported its other frequency, 536 kilohertz!

Guatemala. Union Radio is a new shortwave station operated by Adventist World Radio. The station made a big splash during its first five days on the air in March, since it was radiating a powerful harmonic on 18266 or 17935 kHz, much more easily heard than fundamentals one third of those frequencies (its two intended frequencies are 5980 and 6090). AWR then went off the air for a week, returning with much weaker harmonics and slightly stronger fundamentals. A power increase to 100 kilowatts is planned.

Iceland has long been a tough country to hear—nothing but a domestic program for mariners half an hour per day at 1200 on 12175 kHz using a low-powered transmitter on a frequency with lots of interference. But for the summer, Iceland has registered a new broadcast to Europe at 1800-2000 GMT on 9565 and/or 11855 and/or 15420 kHz. A registration is far from a certainty, and the language is not specified, but it's worth checking.

Malaysia is upgrading its external service with two new 500-kw senders now supposed to be in use on 11900, 15295 and 17725 kHz. They've not said anything about using them to broadcast to North America.

United Arab Emirates. Dubai Radio & Color TV seems seriously dedicated to starting an international service from a place most Americans have never heard of. They advertised for English language newscasters, offering salaries as high as 17,000 pounds, and carried out test transmissions mainly to Asia and the Pacific, but also heard in North America testing on 21485 and nearby frequencies around 0700 GMT. However, 300 kW transmitters are registered on some frequencies toward us: 11755 at 0030-0230 GMT and 9505 at 0300-0430.

Vanuatu is the name for the newly independent New Hebrides. Its radio station adopted the name **Radio Vanuatu** as early as March, per Arthur Cushen. Once a prime DX catch on 3945 kHz, Vila became somewhat easier to hear in North America this year by using 7260 kHz at 0800-1030 GMT. Don't confuse with **R. Hong Kong**, which has returned to 3943 at 1100 to 1115 only.

Yugoslavia has been promising a major expansion in its external broadcasting for years, but this suffered continual delays, topped by Pres. Tito's long illness. Once Yugoslavia's future course is set, perhaps Radio Yugoslavia will fulfill its plan to add new high-powered transmitters and antennas more suitable for serving North America and many other regions.

(continued overleaf)



Publication. Radio Communications Guide is the latest compilation of utility station frequencies and schedules by Steve Handler. The 80-page spiral-bound booklet covers mostly military and governmental transmitters on hf and vhf in 51 different categories. Cost is \$6.95 (plus 42¢ tax for Illinois residents; \$1 extra for first class mailing), payable to Handler Enterprises, Inc., P.O. Box 48, Deerfield, IL 60015.

Updating Listing. The following changes and additions should be made in the "English Broadcasts" listing that appeared in the June issue.

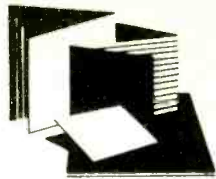
GMT	Station	Frequencies
0900-0930	NSB, Tokyo	delete
0900-1030	R. Australia	15145
1100-1200	AFRTS- Washington	6030
1100-1330	BBC	11775 (continuous)
1200-1230	R. Tashkent	11785 9715, 9750, not 11730, 11925, and 15125
1200-1245	R. Berlin Int'l	delete
1200-1300	V. of Turkey	17860, 15185, ex-17820, 11800
1230-1255	Austrian R.	15290, ex-21655
1230-1551	WYFR	21525, ex-21615 (Sunday)
1300-1345	R. Berlin Int'l	21540, 21465, 17700 (ex-1400-1445)
1300-1600	CBC Southern Service	9580 (17880, 1300-1400, 17710, 1400-1600) (Sunday)
1400-1430	R. Portugal	delete
1530-1615	NSB, Tokyo	delete
1600-1615	Vatican Radio	17900, ex-1700
1600-1709	BBC	17830, 15260
1605-1655	R. France Int.	25900, 21515, ex-21675
1700-1730	HCJB, Ecuador	26020, 21480, 17790† (ex-1700-1800)
1700-2000	4VEH, Haiti	11835, 9770 (Sunday)
1709-1745	BBC	21710, 15070
1800-1830	R. Norway	25730

1800-2150	R. New Zealand	15485, ex-15345
1900-2000	HCJB Ecuador	17825†, 15435†, ex-17885, 15405
2000-2115	BBC	delete 17840
2030-2130	V. of Turkey	11895, 11855, ex-11955
2045-2230	All India R.	15110
2050-2100	R. Free Europe	17835, 15420, 11825, ex-15290 (Friday)
2100-2150	R. RSA	11900, 9585, ex-17780, 21535
2130-2200	HCJB Ecuador	17825†, 15435†, ex-17885, 15405
2200-2215	R. Japan	15180, ex-15230 (via Portugal)
2200-2300	BBC	6120
2200-2300	V. of Turkey	15360, ex-11955
2200-0200	AFRTS- Washington	17765, ex-25615
2245-2300	UN Radio	11920, ex-11830 (Fri.)
2300-2330	R. Sweden	15380 ex-15275
2300-2330	R. Vilnius	15275, 11735
2300-0300	R. Moscow	15460
	World Service	
	Austrian R.	delete
2305-2320	Kol Israel	21710, not 21555
0000-0030	R. Berlin Int'l	11975, 9730, ex-0100-0145
0000-0045	R. Peking	not 15520
0030-0100	R. Kiev	15275, 11735, 9800
0030-0200	HCJB, Ecuador	151556†, ex-1525
0100-0115	Vatican R.	9645, ex-9605
0100-0125	Kol Israel	21710, not 21555
0100-0130	R. Budapest	6000, ex-6105 (Wed & Fri 0030-0130)
0100-0500	WYFR	9715, ex-15130 and 11740
0120-0220	V. Germany	15235
0130-0215	R. Berlin Int'l	11975, 9730, ex-0230-0315
0130-0700	HCJB, Ecuador	11910, ex-11915
0200-0230	R. Budapest	6000, ex-6105
0200-0250	R. RSA	9610, 9585, 5980, ex-17770, 15265, 15155
0200-0300	Radiobras	15290
0200-0430	AFRTS- Washington	15430, 9755
0200-0455	R. Peking	15230 not 15600
0230-0245	R. Pakistan	delete 21730
0230-0300	R. Lebanon	11820†, ex-11785
0230-0300	R. Sweden	15290†, ex-9695
0230-0315	R. Berlin Int'l	11975, 11890, ex-0330-0415
0230-0445	BBC	15070
0230-0500	HCJB Ecuador	15155, ex-15250
0300-0315	R. Budapest	6000 ex-6105 (Wed & Sat; Mon-0330)
0300-0330	R. Portugal	15125, ex-6025
0330-0400	R. Finland	15400, 15430, ex-9760 and 11755
0330-0500	R. Tanzania	delete
0330-0500	AWR, Guatemala	5980, 17940, ex-0100-0300
0350-0410	RAI, Italy	21560 not 21561
0400-0530	Capital R, Transkei	3950†
0400-0600	R. Moscow	12060 not 12030
0430-0630	TWR, Swaziland	7175† ex-7290
0430-0700	AFRTS- Washington	17765, 15430
0500-0515	Kol Israel	21710 not 21555
0500-0530	R. Portugal	9575, ex-6185
0500-0600	R. Australia	21650
0530-0600	R. New Zealand	17860, 15345 (Mondays; fortnightly)
0600-0630	R. Australia	17795
0600-1100	HCJB Ecuador	11900, 6135, (0700-1030, also 9745)
0625-0800	TWR, Monte Carlo	9495† ex-9485
0700-0730	Swiss R. Int'l	21520

Note: For late information on schedule changes, monitor 'DX Digest' on Radio Canada International: Sundays 1807, 1915, 2015; GMT Mondays 0007, 0407; Wednesdays 2145. ◇

<p>T.I./M.M.I. 74LS240 74LS241 74LS243 74LS244 74LS373 74LS374 \$245 LIMIT TO EACH IN STOCK 74S373 74S374 \$325</p>	<p>2708 1024 X 8 EPRM \$745 ↑ 450ns AMD SGS</p>	<p>16K STATIC RAM S-100 MEMORY ADD-ON  ** FULLY STATIC OPERATION ** USES 2114 TYPE STATIC RAMSMS ** +8 VDC INPUT AT LESS THAN 2 AMPS ** BANK SELECT AVAILABLE BY BANK PORT AND BANK BYTE ** PHANTOM LINE CAPABILITY ** ADDRESSABLE IN 4K BLOCKS IN 4K INCREMENTS ** LED INDICATORS FOR BOARD/BANK ** SOLDER MASK ON BOTH SIDES OF BOARD ASSEMBLED & TESTED \$26900</p>
<p>2114L 1024 x 4 Static RAM 450 ns \$475</p>	<p>4116 16Kx1 Static RAM MEMORY ADD-ON FOR THE TRS 80 OR APPLE II™ 8 for \$5995 to 450ns</p>	<p>2716 16K EPROM \$2795 T.I. HIT. INT. 450ns Single+5v</p>
<p>8038C VCO Waveform Gen w/Sine \$265</p>	<p>S-100 16K ADD-ON BARE BOARD WITH DOCUMENTATION AND DETAILED INSTRUCTION BOOK \$2895</p>	
<p> LOGIC PROBE KIT \$1795</p>		
<p>CONCORD COMPUTER COMPONENTS 1971 SOUTH STATE COLLEGE - ANAHEIM, CA. 92806 VISA - MASTER CHARGE (714) 937-0637 MINIMUM ORDER \$10.00 CHECK OR M.O. ADD \$1.50 FOR FRT. CAL. RES. ADD 6% NO C.O.D. We stock and sell over 12,000 types of semi-conductors</p>		

CIRCLE NO. 13 ON FREE INFORMATION CARD



New Literature

SHAKESPEARE FIBERGLASS ANTENNAS

The 1980 Shakespeare Catalog describes over 100 products, including accessories, for CB, CB marine, land mobile and amateur applications. Featured are the Super Big Stick™, a fully insulated bast station antenna; the two Load™, a duo-phased mobile antenna; and the company's new generation of magnetic mounts, whose holding powers are said to be increased 400% over older models. Add: Shakespeare, Electronics and Fiberglass Div., P.O. Box 246, Columbia, SC 29209

AAL SPEAKER CATALOG

Thirty-six models of hi-fi speakers are covered in a new catalog from America Acoustics Labs. Engineering, construction, and performance specifications are given for the Classic, Studio, Micro and new Equation series of speakers. Also included are special units for discos, clubs, etc., and individual drivers for homespeaker builders. Address: American Acoustics Labs, 629 W. Cermak Rd., Chicago, IL 60616.

PHILLIPS INSTRUMENT CATALOG

A new catalog of Phillips products marketed in the U.S. and Canada by PTMI includes specifications and illustrations of oscilloscopes, counters and counter timers, pulse generators, a logic analyzer and a logic scope. Address: Phillips Test & Measuring Instruments, 85 McKee Dr., Mahwah, NJ 07430.

SEMICONDUCTOR REPLACEMENT GUIDE

The 1980 edition of the Archer Semiconductor Replacement Guide is a 224-page description of Radio Shack's Archer-brand semiconductors and includes data and pin connections for ICs, diodes, SCRs, LEDs, and other devices. It also features a cross-reference/substitution listing for over 100,000 devices available from Radio Shack. Information is included on the care and handling of semiconductors, and there is a glossary of words, symbols and abbreviations. \$1.99 from Radio Shack stores and dealers.

AVIONICS KITS CATALOG

A 16-page catalog from Radio System Technology describes its line of light aircraft avionics and test equipment kits, including audio panels, transceivers, intercoms, battery packs, and antenna splitters. Address: Radio Systems Technology, Inc., 10985 Grass Valley Ave., Grass Valley, CA 95945.

JULY 1980

SPEAKER MINI-CATALOG

A pocket-size 12-page catalog of speakers and related components from Heppner Sound includes illustrations and specifications for horns, domes, and compression drivers. Speakers range from 3' to 18', including elliptical and are for use in 2- and 3-way systems. Address: Heppner Sound, Rt. 120, Belvidere Rd., Round Lake, IL 60073.

COMPUTER SUPPLIES AND ACCESSORIES

Included in International Minicomputer Accessories Corp.'s 1980 catalog are new items such as preformatted flexible disks, micro-computer cables, sound enclosures, flexible-disk hanging file folders, and mini-data cartridge binder leafs. In addition to its product line, the catalog contains product/supply compatibility indexes and cross-reference guides for computer accessories and supplies. Address: Dept. BPR, INMAC, 2465 Augustine Dr., Santa Clara, CA 95051.

RECTIFIER TECH TIP

Westinghouse's Tech Tip 1-9 "What Is a Fast Recovery Rectifier—Where and Why Is it Used?" explains the relationship between fast recovery and soft or abrupt recovery, the factors that determine this relationship, and whether a rectifier will be usable in specific applications. Reverse recovery time, voltage rating, circuit design, snubber circuits, and operating frequency are discussed as determinants for such applications as high-frequency rectification, freewheeling diodes, and feedback or clamp diodes. Address: Semiconductor Div., Westinghouse Electric Corp., Youngwood, PA 15697.

INTEL COMPONENT CATALOG

The "1980 Component Data Catalog," available from Intel Corp., contains specifications for commercial, industrial and military devices, support products and services, including megabit bubble memory devices, the 2920 signal processor, and the 8089 16-bit I/O processor and peripherals. LSI memory and microprocessor devices are included along with the 8086 16-bit VLSI CPU and support components. The catalog is \$7.50. Address: Literature Dept., Intel Corp., 3065 Bowers Ave., SC3-3, Santa Clara, CA 95051.

LED CATALOG

The 1980 short-form Catalog from OPCOA features its complete line of LED lamps, display modules, and "chip-on-board" display assemblies. Specifications and dimensions are given on a new line of bi-color LEDs in red, green, orange, and yellow combinations in T-1 3/4 low-profile and T-1 packages. Digit heights are 0.3" to 1.0". Address: OPCOA, 330 Talmadge Rd., Edison, NJ 08817.

TEST INSTRUMENTS

Features and specifications of test equipment made by 14 concerns are given in a catalog from The Instrument Mart. Included are oscilloscopes, digital multimeters, frequency counters, function and pulse generators, audio analyzers, power supplies, etc. Address: The Instrument Mart, 295 Community Dr., Great Neck, NY 11021.

"RATED NO.1 FOR SERVICE & RELIABILITY"

THIS MONTH'S SUPER SPECIALS!

CAR STEREO

PIONEER	PIONEER—continued
CASSETTE IN-DASH W/RADIO	GM-12 (6 watts/ch.) 28.90
KP-1500 89.90	GM-40 (20 watts/ch.) 49.90
KP-2500 104.90	GM-120 (60 watts/ch.) 109.90
KP-4500 119.90	CD-5 (7-band equalizer) 89.90
KP-5500 127.90	CD-7 (7-band equalizer) 124.90
KP-8500 142.90	
KE-2100 174.90	
KE-3000 209.90	
KE-5000 244.90	
KP-3500 (foreign cars) 129.90	
KP-4502 (foreign cars) 144.90	
KP-8000 (foreign cars) 154.90	
KE-2002 (foreign cars) 209.90	
KP-9000 (requires amp) 154.90	
KPX-9500 (requires amp) 179.90	
CASSETTE UNDERDASH	
KP-272 69.90	
KP-373 84.90	
KP-575 94.90	
KP-250 104.90	
KP-500 129.90	
KP-66C (requires amp) 79.90	
KP-77C (requires amp) 104.90	
KP-88C (requires amp) 99.90	
KPX-600 (requires amp) 124.90	
KP-707G (requires amp) 144.90	

JENSEN	CAR SPEAKERS
	J1001 (6x9 separates) 94.50/pr.
	J1065 (6x9 triax-50 watts) 62.50/pr.
	J1033 (6x9 triax II-100 w.) 79.50/pr.
	J1101 (4x10 triax-45 watts) 62.50/pr.
	J1130 (4x10 triax II-50 w.) 79.50/pr.
	J1174 (5 1/4 triax-50 watts) 62.50/pr.
	J1124 (5 1/4 triax II-75 watts) 79.50/pr.
	J1069 (6x9 coax-45 watts) 40.50/pr.
	J1037 (6x9 coax II-90 w.) 59.90/pr.
	J1077 (5 1/4 coax-45 watts) 41.50/pr.
	J1041 (5 1/4 coax II-75 watts) 49.50/pr.
SANYO	CASSETTE IN-DASH W/RADIO
	FT-1490A 139.90
	FT-1490 259.90
	FT-646 154.90
	FT-1490-2 164.90
	FT-1495 169.90
	FT-6 54.90
	FT-C 64.90
	FT-6 71.90
	FT-C 99.90

WE ALSO CARRY THE FULL LINE OF CAR STEREO BY: GRUNDIG, HITSUBISHI, CONCORD, PANASONIC, MARANTZ, BLAUPUNKT, FOSGATE, AUDIOVOX, CRAIG AND SONY—SEND FOR CATALOG

BLANK TAPES

CASSETTE TAPES	
AMPEX Grand Master I or II C-90 2.99	TDK AD C-60 1.68
BAEFS pro I, II or III C-90 2.99	TDK AD C-90 2.45
FUJII X1 or II C-90 2.99	TDK AC C-60 2.15
SCOTCH Low Noise C-90 3/pack 5.99	TDK SA C-90 2.99
SONY LNX C-90 1.64	TDK MA C-60 (metal) 6.29
Sony FxR C-90 3.25	MAXELL UD, UDXL I & II C-90 1.95
TDK D C-60 1.15	call or write for prices
TDK D C-90 1.68	
REEL-TO-REEL TAPES	VIDEO TAPES
SCOTCH Master (1800 ft.) 5.99	ALL BETA L-500 12.95
SCOTCH 207 (1800 ft.) 5.19	ALL BETA L-750 15.95
AD-360 (70 watts/ch.) 119.90	ALL VHS T-120 14.95
TDK L-1800 (1800 ft.) 5.22	

WE CARRY: AMPEX, BASF, FUJII, IVC, MAXELL, PANASONIC, MEMOREX, TDK, SCOTCH, SONY, RCA
WE ALSO STOCK VIDEO RECORDERS AND HOME VIDEO MOVIES
MINIMUM ORDER 12 TAPES—100% GUARANTEED

CARTRIDGES

audio-technica		ESLIFE
AT-20 SS 134.90	V15 type IV 89.90	
AT-15 SS 89.95	KOSS HV/LC 69.95	
AT-14 SA 49.95	M97 HE 51.95	
AT-12 SA 39.95	M95 HE 34.90	
AT-10 12.95	M91 ED 14.90	
STANTON	M44 E 14.90	
881 S 79.95	M70 E 11.90	
681 EE-E 59.95		
681 EE 49.95		
680 EE 29.95		
500 E 14.95		
EMPIRE	PICKERING	
2000 Z 49.95	KSV14000 68.30	
2000 T 29.50	KSV3000 45.90	
2000 E/III 18.50	XV15/750 34.90	
EDR-9 114.50	XV15/625 26.90	
	XV15/400 24.50	

ACCESSORIES

DISCWASHER		HEADPHONES
Complete system 10.95		KOSS pro 4/AAA 46.50
Disorganizer 34.95		KOSS HV/LC 34.50
16 oz. D3 refill 10.95		KOSS HVX/LC 48.50
Zerust anti-static gun 14.95		KOSS HVX 42.95
SC-1 stylus cleaner 4.95		SENNHEISER HD-420 52.50
Discfoot 15.95		SENNHEISER HD-430 72.50
FUZZBUSTER II addr detector 82.90		AUDIO TECHNICA ATH-7 94.95
FUZZBUSTER ELITE detector 134.95		PIONEER SE-205 22.95
BLAM BOX FM-8 antenna 39.95		
BLAM BOX FM-10 antenna 64.95		

RECORDS

ALL ROCK, JAZZ & CLASSICAL

All 7.98 List **\$4.99**

All 8.98 List **\$5.49**

All 9.98 List **\$5.99**

50¢ additional for cassette or 8-track

MINIMUM ORDER: 5 records or tapes

WE STOCK ALL MAJOR LABELS

HOW TO ORDER: For shipment within 48 hours, send money order or certified check. Two weeks delay on personal checks. Please add \$3.50 per order for shipping & handling (\$5.50 for orders outside U.S.). N.Y.S. residents add tax. No C.O.D.'s. All merchandise 100% guaranteed, brand new & factory fresh.

J&R MUSIC WORLD

33 PARK ROW, DEPT. PE, NEW YORK, N.Y. 10038

ORDER TOLL FREE (800) 221-8180

ALL OTHER MATTERS: CALL (212) 732-8600

CALL OR WRITE FOR FREE 160-PAGE CATALOG

CIRCLE NO. 34 ON FREE INFORMATION CARD

PARTS MASTERS STOCKING DISTRIBUTOR



10 MHZ DUAL TRACE OSCILLOSCOPE MODEL—302 LEADER

Sensitivity calibrated
Bandwidth DC or 2Hz to 10MHz
Time Base Calibrated: 1µS to 0.2S per div.



3 1/2 DIGIT LAB DMM MODEL B & K 2830

0.5% DC Accuracy
Autozeroing
100µV, 100 nA, .01 ohm resolution

PARTS MASTERS, INC.
P.O. Box 684 Pinebrook, N.J. 07058
(201) 227-7797

Send for full catalog

CIRCLE NO. 47 ON FREE INFORMATION CARD

Get A GNOME

the original micro-synthesizer

Every day more people discover that PAIA's GNOME is the most versatile, cost effective special effects device on the market today.

John Simonton's time-proven design provides two envelope generators, VCA, VCO and VCF in a low cost, easy to use package. Use alone with it's built in ribbon controller or modify to use with guitar, electronic piano, polytonic keyboards, etc.

The perfect introduction to electronic music and best of all, the GNOME is only \$59.95 in easy to assemble kit form. Is it any wonder why we've sold thousands?



PAIA 1020 W. Wilshire Blvd. Oklahoma City, OK 73116

- () Send GNOME MICRO-SYNTHESIZER Kit (\$59.95 plus \$2.00 postage)
- () GNOME MICRO-SYNTHESIZER (Fully Assembled) \$100.00 plus \$2 postage
- () Send FREE CATALOG

name _____
address _____
city _____ state _____ zip _____
visa _____ mc _____ card no. _____
Dept. 7-P (405) 843-9626

PAIA 1020 W. Wilshire Blvd. Oklahoma City, OK 73116



Electronics Library

Z80 Assembly Language Programming

by Lance A. Leventhal

Written for the serious programmer, this book discusses Z80-based assembly language programming in depth. It presents software development concepts and contains more than 80 programming examples. Included are flow charts, source programs, and object codes. Comparisons between Z80 and 8080A/8085 instruction sets, interrupts, and other pertinent areas are detailed. Separate sections are devoted to subroutines, programming the Z80 interrupt system, I/O devices, interfacing, debugging, and two sample projects. With about 600 pages, small type size and a rather challenging subject, this is not a text that is easily digested. But supported by clear writing, good paper stock, bold type where important, and helpful drawings, a determined person can become truly knowledgeable about assembly programming. Published by Adam Osborne & Associates, Inc./McGraw-Hill Publishing Co., 630 Bancroft Way, Berkeley, CA 94710. Soft cover. \$9.50.

How to Build Your Own Self-Programming Robot

by David L. Heiserman

The aim of this book is to show the reader how to build a microcomputer-based robot that can "learn" (program itself) based on its environment. The latter need not be static since the robot (based on an 8085 CPU and called "Rodney" by the author) undergoes continuous learning, adapting to any changes in its environment. Fully illustrated, the book contains schematics, photos, and programs to build Rodney and get him into operation. The obvious omission of pc foil patterns and the mechanical work required may restrict the number of readers who actually try to build the robot. So this is an exciting project for only the most daring hobbyist, though others will get vicarious satisfaction by reading how it's all done.

Published by Tab Books, Blue Ridge Summit, PA 17214. Soft cover. 237 pages. \$7.95.

The Video Primer

by Richard Robinson

This is a revised and updated version of a book originally published about 1974. The new edition reflects the latest innovations in telecommunications technology. Without assuming an extensive background in electronics and optics or resorting to complex language, the author gives a sophisticated view of a difficult subject. The first part covers equipment, along with its characteristics and pitfalls, while part two covers techniques and philosophy. You will not be an expert after having read this book, but you will have your feet solidly planted and a good idea of where you are going. Published by Quick Fox, 33 W. 60th St., New York, N.Y. 10023 Paperbound. 400 pages. \$8.95

SAVE!

MONEY • TIME • FREIGHT

QUALITY STEREO EQUIPMENT AT LOWEST PRICES.

YOUR REQUEST FOR QUOTATION RETURNED SAME DAY.

FACTORY SEALED CARTONS—GUARANTEED AND INSURED.

SAVE ON NAME BRANDS LIKE:

PIONEER	SANSUI
KENWOOD	DYNACO
SHURE	SONY
MARANTZ	KOSS

AND MORE THAN 50 OTHERS

BUY THE MODERN WAY

BY MAIL—FROM



BANK CARDS ACCEPTED

12 East Delaware
Chicago, Illinois 60611
312-664-0020

CIRCLE NO. 31 ON FREE INFORMATION CARD

AUDIO-MATIC ELECTRONICS

CALL TOLL FREE (800) 223-2706
Except New York, Canada
Hawaii, Puerto Rico, Alaska
(212) 686-5500

BLANK TAPES

(Minimum Order - 10 Tapes)
MAXELL
C-90 UOXL-II or I 3.39
C-60 UOXL-II or I 2.49
C-90 UD 2.79
TDK
C-90 SA (Cr) 2.99
C-60 SA (Cr) 2.19
C-90 AD 2.49

RECORDS

ENTIRE SCHWANN CATALOG
ROCK, JAZZ, R&B
Minimum order 4 records.
All 7.99 List Only 4.85
All 8.99 List Only 5.35
All 9.99 List Only 5.85
Tapes - Cassette or 8-track add .40
Record orders by mail only!!!
No telephone orders accepted

CAR STEREO

PIONEER
KPX 9500 Indash 215.99
KP8500 Indash 144.99
KP8000 Indash 155.99
GM-40 Power Amp 52.99
GM-120 Power Amp 125.99
PIONEER SPECIAL!!!
KE5000 Indash 249.99
SANYO
FT-1490-2 Indash 166.99
FT-646 Indash 144.99
FTC-6 Indash 80.99

JENSEN
R-420 Indash Cassette 269.99
R-402 Indash Cassette 172.99
JENSEN SPECIAL!!!
R-430 Indash Cassette 329.99
HEADPHONES
Koss Pro 4AAA 49.99
Sennheiser HD-420 52.99
Audio-Technica ATH-7 99.99

JENSEN

R-420 Indash Cassette 269.99
R-402 Indash Cassette 172.99
JENSEN SPECIAL!!!
R-430 Indash Cassette 329.99


PHONO CARTRIDGES

Shure V15 Type IV 89.99
Shure V15 Type III HE 67.99
Shure M97 HE 53.99
Shure M95 HE 35.99
Audio-Technica AT15-SS 87.99
Audio-Technica AT14-SA 49.99
Audio-Technica AT12-SA 35.99
Stanton 881S 77.99
Stanton 681EEE 56.99
Stanton 681EEE 47.99
Empire 2000Z 54.99
Empire 2000E3 18.99
Pickering XSV4000 68.99
Pickering XSV3000 49.99

ORDERING INSTRUCTIONS

All merchandise is Factory Fresh and complete with Manufacturer's Warranty. For immediate shipment, send Certified Check, Money Order, Cashier's Check, or Master Charge or Visa (Send Card Number and Expiration Date). Call us toll-free Mon-Fri 9AM-7PM, Sat 10AM-7PM (Eastern Time) for Credit Card orders. Personal Checks are subject to hold for bank clearance. Shipping & Handling charge \$2.50 (Canada, Puerto Rico, Hawaii, Alaska \$7.00). Allow 5-12 days for U.S. delivery. For all matters other than to place orders please call 212-686-5500. No C.O.D. Orders. Accepted NY Residents must include proper Sales Tax.

We carry a full line of PIONEER, TECHNICS Home Stereo and PIONEER, SANYO, JENSEN, CLARION, & BLAUPUNKT Car Stereo + Blank Video Cassettes.



FREE CATALOG UPON REQUEST

AUDIO-MATIC 1263 E B'way
ELECTRONICS NY, NY 10001
CALL TOLL-FREE 800-223-2706

CIRCLE NO. 7 ON FREE INFORMATION CARD

Operation Assist

If you need information on outdated or rare equipment—a schematic, parts list, etc.—another reader might be able to assist. Simply send a postcard to Operation Assist. POPULAR ELECTRONICS, 1 Park Ave., New York, NY 10016. For those who can help readers, please respond directly to them. They'll appreciate it. (Only those items regarding equipment not available from normal sources are published.)

Howard Radio Co., model 318 AM receiver. Need schematic. R. J. Simon, 5555 Shepherdess Ct., Columbia, MD 21045.

Jackson model 648 dynamic tube tester. Need chart listings, schematic and instruction manual. W. F. Menard, 6801 Russell Ave. So., Minneapolis, MN 55423.

General Electric YGS-3 R-F signal generator. Need schematic and instruction manual. Dale Le Sturgeon, 3 Sugar Creek Rd., North Little Rock, AR 72116.

Monarch model SAT-460X stereo tuner amplifier. Parts list and schematic needed. Joseph P. Stefani, 43 Livingston Ave., New Providence, NJ 07974.

Korting Dynamic model 1030 receiver. Need schematic and/or any other data. Theodore Zahorodny, 1626A Reinburg Cir., Bolling AFB, Washington, DC 20332.

Mostak series MK 50310 calculator. Need pc board layout. Duane Kinchelos, Box 287, Iola, KS 66749.

Armstrong model 626 tube-type AM/FM receiver. Need service manual, schematic or address of company in England. Pierre Olivier, 830 Melancon #305, St. Jérôme, Québec, Canada J7Z 5X9.

Webcor model 12-8300AM/FM 8 track. Need schematic or service manual. Carl H. Harp, 3632 Modlin, Ft. Worth, TX 76107.

Kinsman Organ Corp., Crown Princess organ. Need service information. M. Ploennies, 224 Riverside Rd., Marquette, MI 49855.

Unicom model 1610 ac powered desktop calculator. Need schematic, power transformer or electrical specifications of power transformer. Erwin Stanley, Rt. 3, Box 813, Benton, AR 72015.

Hallicrafters model HT 40 transmitter. Schematic and instruction manual needed. Dennis L. Whitson, RR1, Box 99, Greenfield, IN 46140.

Hewlett-Packard model 211B square-wave generator and model 431C power meter. Need schematics and operation manuals. Robert J. Zmudzinski, 65 Marie St., N. Lindenhurst, NY 11757.

Knight model KG-2000 scope. Need power supply transformer, service manual or any other information. A. G. Spence, 629 Henderson Ave., Staten Island, NY 10310.

Hammarlund model HQ-129X receiver. Need schematic or operating and technical manuals. Fred Goldberg, 29 Clearview Rd., E. Brunswick, NJ 08816.

Hallicrafters model S-38B shortwave receiver. Need owner's manual. Troy Stuart, 11938 N. Vega Ave., Mequon, WI 53092.

Allen B. DuMont Laboratories, Inc., type 304-AR cathode ray oscillograph. Need schematics and manuals. Alan Pattee, 3690 Madison Ave., Boulder, CO 80303.

Grundig model RTV250 stereo receiver. Need schematic or any information on power and preamp pc boards. G. A. De Pietro, 752 Commerce St., Thornwood, NY 10594.

Split-Dort model R-V-695 battery-operated radio. Need schematic and information on types of tubes used. Jim Lynn, Cecil Lake, British Columbia, Canada VOC-IGO.

Hammarlund Super Pro model SP-600-J-11 receiver. Need operation manual, parts source, schematic and r-f gain control pot. R. Holzappel, 7249 Old National Rd. East, Richmond, IN 47374.

Allied Radio Knight Kit Star Roamer II SWR. Schematic and/or assembly manual needed. R. Tomeo, P.O. Box 2362, San Diego, CA 92112.

Amphenol Commander model 870 voltmeter. Need schematic and calibration instructions. David Potter, 406 E. 32, Austin, TX 78705.

General Radiotelephone Co., model MC-5 AM-transceiver. Need schematic or any available information. John Stefanic, 6201 Atlantic #5, Long Beach, CA 90805.

Friden 132 electronic calculator. Need schematic, operating and service manual. Zvi Rozensher, 141-42 Pershing Crescent, Briarwood, NY 11435.

Polymorphic 8813 microcomputer. Need compatible chess program in BASIC or machine language. John C. Therriault, Box 225, RR 1, Newcastle, ME 04553.

New London Instrument Co., model 160 amplifier. Need all available information. Allan Vontorak, 17301 Mapleboro Rd., Maple Hts., OH 44137.

Tung-Sol fluorescent 7-segment display. Need 4 type DT1704-DT1705 displays. Perry Minyard, 5427 Fieldgreen Dr., Stone Mountain, GA 30088.

Precision Apparatus Co. Inc., Series 654 tube and high sensitivity set tester. Need operator's manual. Lyle Mahlberg, 11605 W. Hwy. 23, Duluth, MN 55808.

Gonset G150 FM base and mobile transceivers and Communicator III. Manuals and schematics needed. Sam J. Esposito, 719 Florence Ave., Vineland, NJ 08360.

Measurements Inc., model 65-B signal generator. Need service information. P. Young, 16 W. 76 White Pines, Bensenville, IL 60106.

Standel Co., model 530B bass guitar amplifier. Schematic, parts list and service manual needed. Andrew Poston, 209 Hayes Ave., Hartsville, TN 37074.

Measurements Inc., model 82 and model 65B signal generators. Need manual and/or schematics. A. Reges, 16 W. 761 White Pines, IL 60106.

Allied model 435 receiver. Need service manual. Garth Fisher, Walla Walla College, College Place, WA 99324.

Gonset model 3220 antenna. Need schematics, manuals and any available information. C. Cazares Calvillo, Calle B. Juarez No. 27, Patzcuaro, Mich., Mexico.

Eico model 722 VFO. Need schematic and manual. Tom Cook, 1262 Mississippi Ave., Pittsburgh PA 15216.

Sonar FS-23 CB radio. Schematic needed. Billy H. Leonard, Rt. 1, Box 193-A, Blue Ridge, VA 24064.

Solar CF160 examerter and **Triplet** 2432 signal generator. Need manuals. James Humphrey, 1006 E. 28 St., Los Angeles, CA 90011.

Knight model R-195 communications receiver. Need schematic and alignment information. Donald Scripser, 5235 N.E. 57th, Portland, OR 97218.

Astrocom-Marlux model 407 tape recorder. Need schematic and manuals. B. H. Mealy, 553 Blue Ridge Dr., Medford, NY 11763.

Edison model R5 radio receiver (with Edison power unit type 8P and receiver type 7R). Need schematic and/or manual. Jerome Galilee, 1303 Justin Rd., Cardiff by Sea, CA 92007.

Tektronix 531 oscilloscope. Schematic and manuals needed. Ken Kloppenborg, Jr., 5037 Shimerville, Clarence, NY 14031.

Dowvue serial No. SD 013-72.5 video monitor. Need schematic or other information. **Honeywell** model No. 74100903-003 terminal console. Need keyboard pinout, description of function of other boards and all other information. Michael Olah, 2892 Mogadore Rd., Apt. 1-B, Akron, OH 44312.

Philco model 6100 vacuum tube voltmeter. Need circuit diagram and instructions. J. Goldstein, 2002-4th St., Santa Monica, CA 90405.

Roberts 1770D tape deck. Need mechanical and electronic service manuals. Charles Crawford, PO Box 818, Lomita, CA 90717.

Lafayette model HA-230. Need schematic and operating manual. Mark Schutt, 2403 Peach Stone Ct., Silver Spring, MD 20904.

Precision Apparatus series ES-500 A oscilloscope. Need schematic and operating manual. Walter V. Canon, 542 Butler St., Grass Valley, CA 95945.

Solar model CBB capacitor analyzer. Schematic and operating manual needed. Kurt Bendit, 3927 19th St., San Francisco, CA 94114.

Concord model VTR600-1 video tape recorder. Schematic needed. Daniel Bartko, Rt. 2, Box 377, Greensboro, NC 27405.

DISCOUNT PRICES!

Top Quality Money-Back Guarantee All Factory Prime

MICROPROCESSOR IC'S

Z-80	895	6800	675
Z-80A	1095	6802	1150
8080A	550	6502	950
8085A	1195	6504	950
Z8001	18900	6505	950
Z8002	13900	2901	895

MICROPROCESSOR SUPPORT IC'S

8212	249	Z80-PIO	695
8214	390	Z80A-PIO	825
8216	249	Z80-CTC	695
8224	295	Z80A-CTC	825
8226	225	Z80-DMA	2495
8228	475	Z80A-DMA	3295
8238	490	Z80-SIO/0	3395
8251	595	Z80A-SIO/0	3795
8253	1950	Z80-SIO/1	3395
8255	570	Z80Z-SIO/1	3795
8257	1950	Z80-SIO/2	3395
8259	1950	Z80A-SIO/2	3795
6810	475	6860	895
6820	390	6520	675
6821	390	6522	975
6850	410	6532	1995
6852	390	6551	1375

MEMORY • RAMS • PROMS • EPROMS

2114L-450 ns	450	2101-450 ns	195
2114L-200 ns	595	21102-250 ns	110
4044-450 ns	425	21102-450 ns	99
4116-200 ns	795	2111-450 ns	295
4116-150 ns	1295	2112-450 ns	195
4096-5	350	2147-85 ns	1995
MCM 6604 AC	350	2708-450 ns	895
AM 9060 CDC	295	2716-450 ns	2595
5101-3	495	2732-450 ns	7995

SOUND GENERATORS

SN76477	Complex Sound Generator	249
AY-3-8910	GI Sound Gen (Add \$3.00 for manual)	64 Pgs. 1195

UARTS

AY-5-1013A	395	AY-3-1015A	510
AY-3-1014A	650	TR1602A	350

LINEAR

LM 301N-8	32	LM 340T Series	115
LM 301AH	32	LM 387N-8	99
LM 307N-8	25	LM 393N-8	99
LM 307H	25	LM 3900N-14	58
LM 308H	75	LM 3909N-8	99
LM 311N-8	59	LM 7390C-14	99
LM 319H	90	LM 741CN-14	19
LM 320K Series	135	LM 747CN-14	59
LM 320T Series	115	RC 1556NB-8	125
LM 323K	495	CA 3130T	225
LM 339N-14	98	LM 4136N-14	95
LM 340K Series	135	LM 383T	125

SOCKETS

	Low Wire Wrap #3			Low Wire Wrap #3			
	Profile	Gold	Tin	Profile	Gold	Tin	
8 Pin	14	49	29	22 Pin	28	99	69
14 Pin	16	57	37	22 Pin	16	99	70
16 Pin	20	61	41	24 Pin	36	110	85
18 Pin	10	89	59	28 Pin	39	139	110
20 Pin	28	99	69	40 Pin	55	175	140

SPECIALS OF THE MONTH

While Supply Lasts

ECL 10146L RAM 1024X-29 ns	695
AM 3705 PMDS 8-Ch Multiplexer	895
MM 500H Dual 25-Bit Shift Register	49
TR1671 Asym/Sync Receiver - Transmitter	1695
95H90 Hi-Speed Div. 10/11 Prescaler	1095
MCT6 Dual Opto. Isolator 1500V	99
ICL 7107 CPL 3 1/2-Digit A/D Conv. LED	1150
AY-5-2376 Keyboard Encoder, 88 Keys	1050
AY-5-3600 Keyboard Encoder, 90 Keys	995
1488 or 1489 Liner. Driver/Receiver	99
18-Pin Low Profile Sockets End Stackable	10

HOW TO ORDER - Pay by check, credit card, or C.O.D. Foreign pay in U.S. Funds. Order by phone or mail. \$100 minimum. Prices valid thru last day of cover date. Shipping - \$2.00 for the first 2 lbs. For surface add 35c for ea. add'l lb. For air add 70c for each add'l lb. Foreign - Add 10% for shipping and handling. C.O.D.'s add \$1.85. Guaranteed satisfaction or your money back. We reserve the right to limit quantities some items subject to prior sale. We are not responsible for typos.
SEND FOR OUR FREE FLYER Contains complete list of 74LS00 IC's




Components Express, Inc.
1380 E. Edinger, Unit PE
Santa Ana, CA 92705
(714) 558-3972
"Have you kissed your computer lately?"

CIRCLE NO. 11 ON FREE INFORMATION CARD

PUT THE REAL LIFE ACTION OF OUR TOWN IN YOUR SHIRT POCKET!

Six channels of local as it happens excitement packed inside "the smallest high-performance scanner package in the world". Four bands of scanning action! 15 channels per second scanning! Big scanner features like built-in Scan Delay, Channel Lockouts and Manual Channel selection. Patented Track Tuning on UHF bands. The Four-Six ThinScan™ is small enough to slip easily into a shirt pocket or purse. Now you can take all the excitement of police, fire and emergency broadcasts anywhere you go. Measures 2 1/4 x 6 1/2 x 1". Rubber ducky antenna included. Frequency range: 33-47, 152-164, 450-508 MHz. List price is \$179.95, but from Communications Electronics™ your cost is only \$119.00. These accessories are also available for your Four-Six ThinScan™ scanner: SP50 AC Adapter \$12.00; SP51 Battery Charger \$12.00; SP57 Carrying case with belt clip \$15.00. B-4 1.2V AAA NiCad's (pack of 4) \$15.00. A-135cc Crystal certificate \$4.00 each. Add \$5.00 per scanner for U.P.S. ground shipping in the continental U.S. or \$9.00 for even faster U.P.S. air shipping. Add \$3.00 for all accessories ordered at the same time. Order now by credit card. Call our number below.



Bearcat
FOUR-SIX THINSCAN™

COMMUNICATIONS ELECTRONICS™

854 Phoenix □ Box 1002 □ Ann Arbor, Michigan 48106 U.S.A.
Call TOLL-FREE (800) 521-4414 or outside U.S.A. (313) 994-4444
CIRCLE NO. 1 ON FREE INFORMATION CARD

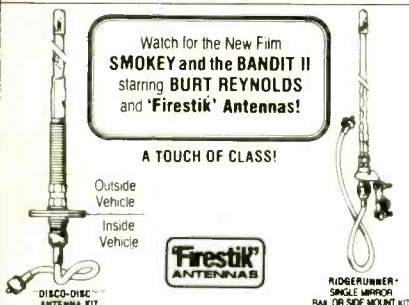
SEE YOUR DEALER TODAY

DEMAND THE ORIGINAL 'Firestik'®

"THE FUEL-SEEKER"

DON'T TAKE NO FOR AN ANSWER!!
THE #1 WIRE-WOUND AND MOST
COPIED ANTENNA IN THE WORLD!

CB Rugged, Shatterproof Fiberglass
Antennas and accessories for marine, RV,
truck, auto, van and motorcycles, etc.
SIX COLORS
Clear, Spun-Gold,
Silver-Gray, Black, Red and White.



A TOUCH OF CLASS!

SEND FOR FREE CATALOG


'Firestik'® Antenna Company
2614 East Adams/Phoenix, AZ 85034

Name _____
Street _____
City _____
State _____ Zip _____

Serving the CB and
Communications Market Since 1962.

5-YEAR REPLACEMENT WARRANTY

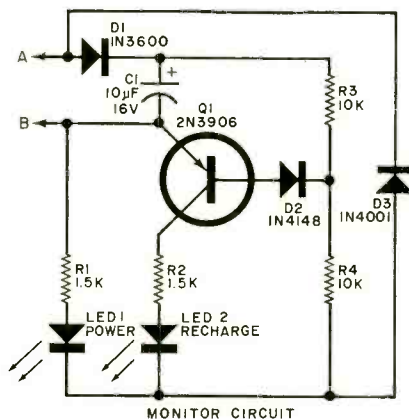
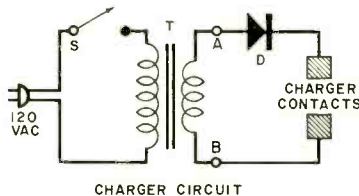
CIRCLE NO. 24 ON FREE INFORMATION CARD



Tips & Techniques

Charge Indicator

Keeping track of the operation of a cordless soldering iron's recharging stand is the function of the circuit shown. The stock charger for a typical quickly rechargeable iron is labelled CHARGER CIRCUIT, while the supplemental indicator circuit is the MONITOR CIRCUIT. A simple half-wave dc supply comprising stepdown transformer *T* and diode *D* is the stock charger. Power switch *S* permits manual control over the flow of ac to the charger. This can prevent continuous application of charging current after the NiCd cells have been fully replenished—something that can shorten useful battery life. The charger circuit delivers pulses of charging current to the iron's NiCd cells when the voltage between points *A* and *B* is positive enough to overcome the forward voltage drop of diode *D* and the voltage of the cells to be charged.



The monitor circuit does not affect the recharge rate at all. It functions as follows. Diode *D3* conducts during the negative half-cycle of the power waveform, when point *B* is positive with respect to point *A*. Current flows through *R1*, *LED1* and *D3*, causing the LED to glow. Light from the LED indicates that power is applied to the charger.

If the iron is not in its stand, *C1* charges during the positive half-cycle of the ac waveform up to the full secondary voltage (neglecting diode voltage drop), which is approximately 10 volts. Diode *D2* is reverse biased, so *Q2* receives no base drive and *LED2* remains dark. This indicates that no NiCd cells are being recharged.

When an iron containing discharged bat-

teries is placed in the stand, the voltage across the charger contacts decreases to approximately 3 volts. Capacitor *C1* charges through *D1*, but only to a lower voltage level. This forward biases *D2* and drives *Q1* into conduction during the negative (noncharging) half-cycle of the ac waveform. This LED, like *LED1*, pulses on and off so fast that it appears to glow continuously.

Power for the two LEDs is derived from the charger during the noncharging half-cycle of the ac waveform, so the recharging rate is not affected. Only 0.4 mA or so is taken from the charger circuit during the intervals when the NiCd cells are receiving pulses of charging current. —Scott A. Woods, Madison, WI.

Tools Help In PC Pattern Design

I have developed a set of useful tools for making printed circuit foil patterns with cut-and-peel Mylar paper. The tools are made from brass tubes of various diameters and are very effective foil pad cutters. Grind or file one end of a 6-inch (15.2-cm) length of brass tubing to a sharp point so that it will make a clean circular cut. I use tubes with diameters of 1/16" (1.6 mm), 1/8" (3.2 mm), 1/4" (6.4 mm), and 3/8" (9.6 mm) in my pc work, but you can choose other sizes to suit your particular needs.

To use a tool, hold it above and perpendicular to the sheet of cut-and-peel paper. Press the tube down on the desired spot. Twist it about 180° clockwise, then back up to the starting point, and twist the tube 180° counterclockwise. —Dave Nichelini, Oakland, CA.

The world of electronics gee-wizardry



-YOURS FREE.

32-pages of test instruments — from the latest digital multimeters to the famous EICO scopes. Security systems. Automotive and hobbyist products. Kits and assembled. EICO quality. EICO value. For FREE catalog, check reader service card or send 50¢ for first class mail.

EICO® 108 New South Road
Hicksville, N.Y. 11801

CIRCLE NO. 22 ON FREE INFORMATION CARD

PROJECT OF THE MONTH

Digital Color Organ

BY FORREST M. MIMS

THE Project of the Month for March 1980 was a pocket color organ designed around three active filters. This month's project is a digital color organ using an LM3915 LED dot/bar display driver. Both color organs are sensitive to the frequency and amplitude of an incoming audio signal, but their visible reactions to these parameters are quite different.

The analog color organ has three fixed frequency-response ranges indicated by red (low), yellow (midrange), and green (high) LEDs. The brightness of a single color at any instant indicates the relative amplitude of that portion of the signal in the appropriate frequency range.

In the digital color organ, the opposite is true. The number of glowing LEDs indicates something about frequency, while increasing amplitude is indicated by changing colors. A more dramatic difference between the two kinds of color organs is the apparent motion of the lights. The LEDs in the analog circuit brighten and dim in fixed spots on the screen, but the LEDs in the digital version appear to bounce about in flashing clusters and moving strings.

The schematic diagram here is for one of several digital color organs with which I've been experimenting for several years. In operation, signals generated by a transistor radio are coupled via its phone jack directly to the input of an LM3915 LED dot/bar display driver.

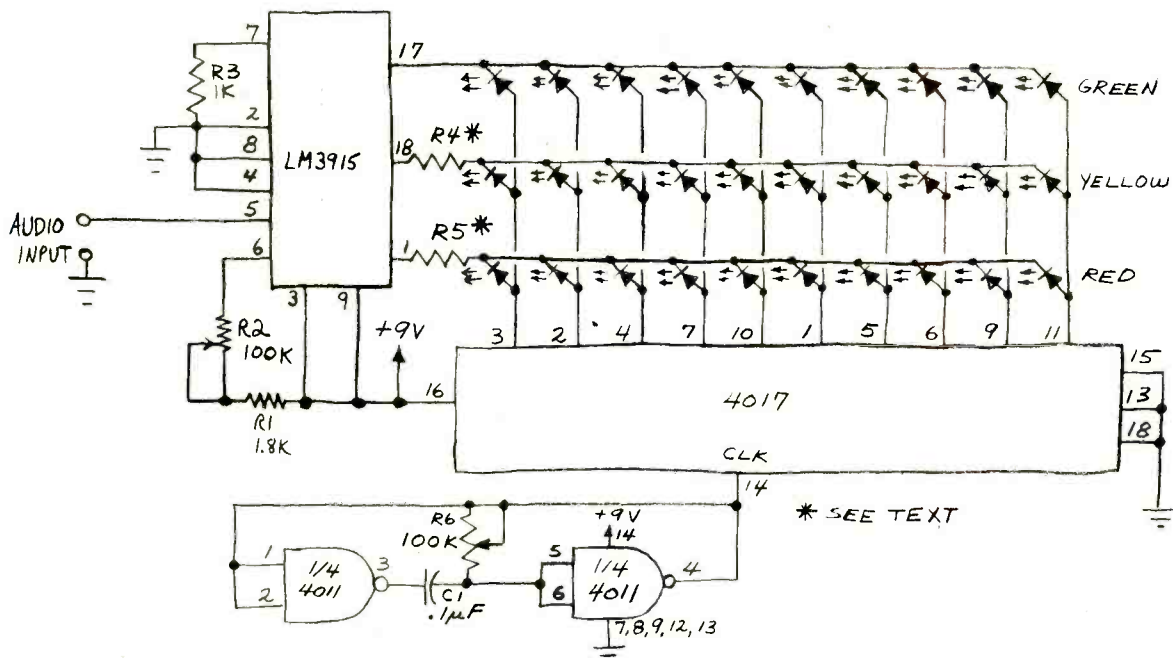
The sensitivity of the LM3915 is adjusted by means of potentiometer *R2* so that radio signals having maximum amplitude activate the green LEDs while low and intermediate levels activate the red and yellow LEDs, respectively. Potentiometer *R2* might have to be readjusted if the radio's volume is changed.

The total display consists of ten tricolor clusters, each of which is scanned by a 4017 counter/decoder at a rate determined by a clock made from two of the gates in a 4011. In accord with good design practices, the inputs of the remaining two 4011 gates are grounded. When the radio is silent, the display is blank. Sound from the radio causes a flurry of scintillating activity, as lights appear to bounce up and down while racing across the display in bursts and filaments. Slow, smooth music with restricted dynamic

range does not cause a dramatic display, but a strong beat gives a very flashy show.

Before making a permanent version of the circuit, build a test circuit on a pair of solderless breadboards (one for the circuit and one for the display). This will allow you to evaluate both the circuit's operation and the relative brightness of the LEDs. For best results, operate the circuit in a darkened room and select the brightest LEDs you can find. Once the circuit is operating, experiment with the values of *R4* and *R5* to balance the brightness of the LEDs. You can initially use 1000-ohm potentiometers for *R4* and *R5*, and then substitute fixed resistors having the appropriate values after achieving a good brightness match. Also, be sure to experiment with the clock frequency by adjusting *R6* to find the most interesting level of display activity.

If you build a permanent version of the circuit, don't be afraid to experiment! Arranging the LEDs in concentric circles (with red LEDs the innermost) will produce starburst patterns. Finally, you can expand the display by adding additional 4017s and LEDs. ◇



Now get OHIO SCIENTIFIC personal computer products with guaranteed, quick, mail order delivery.



ONLY \$299

Ohio Scientific Superboard II

The first complete computer system on a board. Includes keyboard, video interface and audio cassette interface. 8K BASIC-in-ROM; 4K RAM. Requires power supply +5V at 3 Amp.

"We heartily recommend Superboard II for the beginner who wants to get into microcomputers with a minimum cost. A real computer with full expandability."
POPULAR ELECTRONICS, MARCH, 1979

"The Superboard II is an excellent choice for the personal computer enthusiast on a budget."
BYTE, MAY, 1979

Ohio Scientific C4P Series.



The Challenger 4P. A 4-slot computer with one open slot. Highly sophisticated 16 color video interface. 32 rows x 64 columns, upper and lower case. 8K BASIC-in-ROM, 8K RAM. 200-20KHz programmable tone generator. AC remote interface. Expandable to 32K RAM and two mini-floppy drives. **\$750.**

The Challenger 4P MF. Mini-floppy version of the 4P. Two to three times faster than competitors. More I/O built-in than any other in its class. 24K RAM. Real time clock. Modem interface. Printer interface. Foreground/Background operation and much, much more. **\$1795.**

Ohio Scientific C1P Series.



The Challenger 1P. The best bargain in personal computer anywhere! 8K BASIC-in-ROM. 4K RAM. Cassette based with 53-key keyboard. B&W video interface, 30 rows x 30 columns. Upper and lower case. **\$399.**

Ohio Scientific C1P MF. Mini-floppy version of the C1P. 8K BASIC-in-ROM. 20K RAM and OS-65D software. Fully expandable. **\$1250.**

Accessories

AC-3P 12" B/W monitor, TV	\$ 125
AC-15P 12" Color monitor	\$ 450
AC-16P 2-B Axis Joysticks with cable	\$ 39
AC-11P Answer/Originate 300 baud modem with cable	\$ 199
AC-17P Home Security Starter Set. 1 fire detector, 2 window alarms, 1 door unit.	\$ 249
AC-18P 8½" aluminum paper printer. Upper/lower case.	\$ 695
AC-9TP Centronics 799 110cps tractor feed, business printer with interface	\$ 1250
AC-12P AC-Remote starter set. Console. 2 lamp modules, 2 appliance modules, OS 65D home control operating system	\$ 175
Disk Drives	
CD 3P Single 5" mini floppy	\$ 499
CD 2P Dual 8" Disk with interface and OS-65D DOS	\$ 1599
Power Supplies	
PS 1. 5-volt @ 3 amps regulated. For use with Superboard II	\$ 29
Boards [Assembled and tested]	
CM 9P. 24K Static.	\$ 399
610. 8K Static. Expandable to 24K and dual mini-floppy controller.	\$ 298
CA-14A. Votrax® voice synthesizer.	\$ 399
CA-15 Universal Telephone Interface, rotary or touch tone	\$ 499
CA-15V UTI with Votrax®	\$ 799
CM-6 48K Dynamic memory board.	\$ 499
4KP. 4K static RAM chip set	\$ 69
CA12. 96 line parallel I/O	\$ 175
Books:	
How to Program Microcomputers, By William Barden	\$ 8.95
Basic and Personal Computer	
By Dwyer & Critchfield	\$12.95
Howard Sams C1P Service Manual	\$ 7.95
Howard Sams C4P Service Manual	\$15.95

Ohio Scientific 8P Series.



Challenger 8P. Ohio Scientific's mainframe-class. Personal computer. 8 slots with 6 open. Cassette based with 8K BASIC-in-ROM. 8K static RAM, expandable to 32K RAM, and dual 8-inch floppy disk drive. **\$950.**

Challenger 8P DF. A top of the line personal and small business computer. 32K RAM, expandable to 48K. Features dual 8" floppy disk drives. Audio output 200 20KHz. DAC for voice generation. Keypad interfaces. Joystick [2] interfaces. AC Remote. Real Time Clock. Printer & Modem interfaces. And more. **\$2895.**

SOFTWARE

Cassettes	MDMS Checking and Savings Account	
Add Game	\$ 6.00	
BASIC Tutor Series		\$29.00
Torpedo	\$ 6.00	
Address Book		\$29.00
Programmable Calculator	\$12.00	
Savings Account		\$29.00
Breakout	\$ 6.00	
Battleship	\$ 6.00	
Bowling	\$ 6.00	
Destroyer	\$ 6.00	
Space War	\$ 6.00	
Star Trek	\$ 6.00	
Tiger Tank	\$12.00	
		\$29.00
	DAC I Music Generation	\$39.00
	Baseball I & II, Golf, Bowling, Hockey	\$39.00
	Poker, Black Jack, Spades, Hearts, more	\$29.00
	Tiger Tank, Space Attack, Etch-A-Sketch, more	\$29.00
Disks	Star Wars, Zulu 9, High Noon, more	\$29.00
When ordering, specify Challenger 1P, 4P or 8P		\$29.00
MDMS Education System	Monster, Kite, Three Little Pigs, Humpty Dumpty and more [2 Disk Set]	\$29.00

Many, many more software systems are available to you. See our catalog for complete listings.

Freight Policies

All orders of \$100 or more are shipped freight prepaid. Orders of less than \$100 please add \$4.00 to cover shipping costs. Ohio Residents add 5.5% Sales Tax.

Guaranteed Shipment Cleveland Consumer Computers & Components guarantees shipment of computer systems within 48 hours upon receipt of your order. **Our failure to ship within 48 hours entitles you to \$35 of software, FREE.**

To Order:

Or to get our free catalog
CALL 1-800-321-5805 TOLL FREE.

Charge your order to your **VISA** or **MASTER CHARGE ACCOUNT** Ohio Residents Call: (216) 464-8047. Or write, including your check or money order, to the address listed below.



Hours:

Call Monday thru Friday
8:00 AM to 5:00 PM E.S.T.



CLEVELAND CONSUMER COMPUTERS & COMPONENTS
P.O. Box 46627
Cleveland, Ohio 44146

TO ORDER: CALL
1-800-321-5805
TOLL FREE

Active Electronic Sales Corp.

Zilog

Z8001 \$195.00 16 Bit CPU with segmented address space to 8 Megabytes
 Z8002 \$150.00 16 Bit CPU with non segmented address space to 64K bytes

**All Products Stocked in Depth
Largest Zilog Inventory**

Z80-CPU	2.5 MHz	\$10.40	Z80-SIO/0	2.5 MHz	30.50
Z80A-CPU	4.0 MHz	12.05	Z80A-SIO/0	4.0 MHz	36.70
Z80-PIO	2.5 MHz	6.65	Z80-SIO/1	2.5 MHz	36.00
Z80A-PIO	4.0 MHz	8.00	Z80A-SIO/1	4.0 MHz	44.10
Z80-CTC	2.5 MHz	6.65	Z80-SIO/2	2.5 MHz	36.00
Z80A-CTC	4.0 MHz	8.00	Z80A-SIO/2	4.0 MHz	44.10
Z80-DMA	2.5 MHz	\$22.35			
Z80A-DMA	4.0 MHz	28.00			

MICROPROCESSOR CHIP SETS

Part No.	Price	Part No.	Price	Part No.	Price
8080A	\$5.95	6800	\$6.50	6502	\$9.95
8085	11.95	6802	11.95	6504	9.95
				6505	9.95
8212	2.75	6810	3.75		
8214	3.95	6820	4.95	6520	6.95
8216	2.95	6821	3.75	6522	9.95
8224	3.45	6850	3.95	6532	13.95
8226	2.95	6852	3.75	6551	13.95
8228	4.98				
8238	4.98				
8251	6.95				
8253	10.95				
8255	6.95				
8257	10.95				
8259	12.95				

SCR's and TRIAC's

C106D	.34	SCR	5 amp 400V TO-220
TIC116B	.97	SCR	8 amp 200V TO-220
TIC126B	1.09	SCR	12 amp 200V TO-220
TIC216B	.99	Triac	6 amp 200V TO-220
TIC226D	.95	Triac	8 amp 400V TO-220
TIC236D	1.45	Triac	12 amp 400V TO-220
TIC246D	1.45	Triac	16 amp 400V TO-220

Bi-Fet OP AMPS

TL064CN	2.75	Quad low power	TL081CP	49	J-FET input
TL071CP	.59	Low noise	TL082CP	99	Dual J-FET input
TL072CP	1.19	Dual low noise	TL084CN	1.95	Quad J-FET input
TL074CN	2.35	Quad low noise			

MOS MEMORIES

MOS Static RAM's

Part No.	Price
2102-35	1.49
1K (1K x 1) 350NS 16 PIN	
P2111-45	3.50
1K (256 x 4) 450ns 18 PIN	
P2112-35	3.25
1K (256 x 4) 350ns 18 PIN	
2114L	7.95
Low Power 4K (1024 x 4) 300ns	

MOS Dynamic RAM's

TMS4060-30	3.25
4K (4K x 1) 300ns 22 PIN	
TMS4060-20	3.95
4K (4K x 1) 200ns 22 PIN	

UART's

AY5-1013A	3.95
0 to 40K BAUD 40 PIN	
AY3-1015	4.95
0 to 30K BAUD 40 PIN Single 5V supply	

1K CMOS RAM

5101	6.95
1K (256 x 4) 450ns 22 PIN Low Power	

4K CMOS RAM

P4315-45L 4K (4K x 1) 450ns 18 PIN	14.95
P6504 4K (4K x 1) 550ns 18 PIN 110MW	13.95
P6514 4K (1K x 4) 450ns 18 PIN 110MW	16.95

SHIFT REGISTERS

3341APC FIFO 1 MHz	5.50
3342PC 64 Bit Shift Register	4.45
3347PC 80 Bit Shift Register	3.95

ECL RAM

10410ADC/HM2106	Special 1.95
256 x 1 Bit Fully Decoded 15ns 16 PIN	


Memory special of the month

1980 IC MASTER

over 2700 PAGES

Complete integrated circuit data selector. Master guide to the latest I.C.'s including microprocessors and consumer circuits. 45,000 device types listed. 5,000 new device types added. Complete new section on MPU boards & Systems.

Free Quarterly Updates ~~\$79.00~~ **Special \$49.95**



16K MOS DYNAMIC RAM's (16 PIN)


416-3 (200ns) CERAMIC	\$6.95
-----------------------	--------

1K Bipolar RAM (25ns)

93425APC/2511-1	\$8.95
-----------------	--------

EPROM'S

C2708	\$ 6.95
1K x 8 450 ns	
TMS2532	\$119.95
32K (4096 x 8) 450 ns	
TMS2716	\$24.95
16K (2K x 8) 450 ns	
(3 power supplies) T.I. Version	
C2716/TMS2516	Extra \$29.05 Special \$18.95
16K (2K x 8) 450 ns	
(Single 5V supply—Intel version)	



LINEAR I.C.'s

LM301AN-8	.34	LM723CH	.69
LM304CH	.89	LM723CN-14	.49
LM307N-8	.29	LM725CN-8	1.25
LM308N-8	.89	LM733CN-14	1.59
LM308CH	.95	LM739CN-14	1.29
LM309K	1.29	LM741CH	.65
LM310HC	1.49	LM741CN-8	.44
LM311N-8	.59	LM747CN-14	.59
LM317T (TO-220)	1.49	LM748CN-8	.39
		TBA810DAS	1.29
LM318N-8	1.45	LM1458N-8	.49
LM318CH	1.75	LM1488N-14	.69
LM324N	.59	LM1489N-14	.69
LM339N	.59	LM3046N-14	.99
LM348N-14	.99	LM3302N-14	.55
LM358N-8	.79	LM3403N-14	.89
LM380N-14	1.19	LM3900N	.49
LM555N-8	1.49	LM4136N-14	.99
LM556N-14	.49	ULN2003AN	.99

SUMMER SPECIAL

10% qty discount on 100 pieces per device type (offer valid until August 31 1980)


"ACTIVE IS AGGRESSIVE"

DUAL-IN-LINE — LOW PROFILE — I.C. SOCKETS

CONTACTS	PRICE	CONTACTS	PRICE
8 PIN	.07	22 PIN	.21
14 PIN	.11	24 PIN	.23
16 PIN	.13	28 PIN	.27
18 PIN	.17	40 PIN	.39
20 PIN	.19		

• LOWEST PRICES ANYWHERE FOR THE HIGHEST QUALITY. AN UNSEATABLE COMBINATION

SOCKET SALE



CMOS

CD4000BE	.19	CD4021BE	.99	CD4046BE	1.25	CD4081BE	.29	CD4522BE	1.75
CD4001BE	.39	CD4022BE	1.29	CD4047BE	1.25	CD4082BE	.29	CD4526BE	.99
CD4002BE	.34	CD4023BE	.39	CD4049BE	.69	CD4085BE	.79	CD4527BE	1.45
CD4006BE	1.29	CD4024BE	.79	CD4050BE	.69	CD4086BE	.55	CD4528BE	.99
CD4007BE	.29	CD4025BE	.39	CD4051BE	.99	CD4093BE	.79	CD4531BE	.99
CD4008BE	.84	CD4026BE	1.79	CD4052BE	1.25	CD4099BE	1.75	CD4532BE	1.50
CD4009BE	.69	CD4027BE	.49	CD4053BE	1.25	CD4104BE	2.95	CD4539BE	1.15
CD4010BE	.59	CD4028BE	.89	CD4060BE	1.99	CD4502BE	1.45	CD4543BE	1.65
CD4011BE	.49	CD4029BE	1.29	CD4066BE	.89	CD4506BE	1.99	CD4539BE	3.95
CD4012BE	.39	CD4030BE	.79	CD4068BE	.34	CD4510BE	1.25	CD4555BE	.89
CD4013BE	.59	CD4033BE	1.79	CD4069BE	.34	CD4511BE	.99	CD4556BE	.89
CD4014BE	.89	CD4034BE	2.99	CD4070BE	.49	CD4512BE	.99	CD4581BE	2.25
CD4015BE	.89	CD4035BE	1.39	CD4071BE	.39	CD4514BE	2.45	CD4582BE	.99
CD4016BE	.59	CD4040BE	1.89	CD4072BE	.29	CD4515BE	2.45	CD4584BE	.89
CD4017BE	.89	CD4041BE	1.75	CD4073BE	.54	CD4516BE	1.75	CD4585BE	1.50
CD4018BE	.89	CD4042BE	.89	CD4075BE	.59	CD4518BE	1.25	CD4072BE	9.95
CD4019BE	.89	CD4043BE	.99	CD4076BE	1.29	CD4519BE	.89	CD4724BE	1.95
CD4020BE	1.39	CD4044BE	.99	CD4078BE	.45	CD4520BE	1.25		

PLASTIC POWER TRANSISTORS

TIP29	.39	NPN	1 AMP 100V
TIP30	.39	PNP	1 AMP 100V
TIP31	.42	NPN	3 AMP 100V
TIP32	.43	PNP	3 AMP 100V
TIP41	.59	NPN	6 AMP 100V
TIP42	.64	PNP	6 AMP 100V
TIP115	.59	PNP	2 AMP 60V
TIP120	.64	NPN	5 AMP 60V
TIP122	.74	NPN	5 AMP 100V
TIP125	.74	PNP	5 AMP 60V
TIP127	.85	PNP	5 AMP 100V
TIP2955	.83	NPN	15 AMP 60V
TIP3055	.70	NPN	15 AMP 60V
FT3055	.59	NPN	10 AMP 60V

OPTO SALE

L.E.D. LAMPS

LED209	T-1 3 mm Red	.09
LED211	T-1 3 mm Green	.19
LED212	T-1 3 mm Yellow	.14
LED220	T-1 1/2 5 mm Red	.11
LED222	T-1 1/2 5 mm Green	.24
LED224	T-1 1/2 5 mm Yellow	.16

DISPLAYS

FND357	375' Common Cathode	.99
FND367	360' Common Cathode (high brightness)	1.24
FND500	500' Common Cathode	.99
FND507	500' Common Anode	.99
FND560	500' Common Cathode (high brightness)	1.24
FND567	500' Common Anode (high brightness)	1.24
DL704	300' Common Cathode	1.29
DL707	300' Common Anode	1.29
DL747	630' Common Anode	2.29

ISOLATORS

ILD74	Dual Opto Isolator	1500V	1.29
ILQ74	Quad Opto Isolator	1500V	3.95
MCT6	Dual Opto Isolator	1500V	1.29
TIL111	Opto Coupler	1500V	.54
4N26	Opto Isolator	2500V	.54
4N32	Opto Isolator	2500V	.69
4N33	Opto Isolator	1500V	.65
4N36	Opto Isolator	2500V	.79
4N37	Opto Isolator	1500V	.85

74LS447N .59
BCD to 7 segment decoder/driver o/c

Active Electronic Sales Corp.

P.O. BOX 1035 FRAMINGHAM, MASSACHUSETTS 01701

Over-the-counter sales:
12 Mercer Rd. Natick, Mass 01760
Behind Zayres on Rte. 9
Telephone Orders & Enquiries (617) 879-0077
Massachusetts customers add 5% sales tax.

IN CANADA
5651 FERRIER ST. MONTREAL, QUEBEC H4P 2K5
Tel.: (514) 731-7441

4800 DUFFERIN ST. DOWNSVIEW, ONTARIO M3H 5S9
Tel.: (416) 661-1115

BAXTER CENTRE 1050 BAXTER ROAD OTTAWA, ONTARIO K2C 3P2
Tel.: (613) 820-9471

3070 KINGSWAY VANCOUVER, B.C. V5R 5J7
Tel.: (604) 438-3321



CompuPROFESSIONAL

NOTE: Most CompuPro boards are available in unkit form (sockets, bypass caps pre-soldered in place), assembled, or qualified under the Certified System Component (CSC) high-reliability program (200 hour burn-in, more).

CAREFUL . . . NOT ALL CPU BOARDS ARE CREATED EQUAL!

You'll appreciate the extras that go into our CPU boards; take IEEE spec compatibility, for example. While others may claim compatibility, we meet all timing specs — and we'll be glad to send you timing diagrams for our CPUs to prove it (just include an SASE). You don't have to compromise on another "me-too" board . . . choose CompuPro.

THE ENHANCED/ADVANCED Z-80A S-100 CPU BOARD

Superior design in an IEEE-compatible board gives the power for future expansion as well as system flexibility. Includes all standard Z-80A features along with power on jump/clear, on-board fully maskable interrupts for interrupt-driven systems, selectable automatic wait state insertion, provision for adding up to 8K of on-board EROM, 4 MHz operation, IEEE compatible 16/24 bit extended addressing. \$225 unkit, \$295 assem, \$395 CSC.

NEW! S-100 DUAL PROCESSOR CPU BOARD

The Dual Processor Board is here . . . and CPU boards will never be the same again. 8088 CPU gives true 16 bit power with a standard 8 bit S-100 bus; an 8085 gives compatibility with CP/M and 8080 software. Accesses up to 16 megabytes of memory, meets IEEE S-100 bus specifications, runs 8085 and 8086 code in your existing mainframe as well as Microsoft 8086 BASIC and Sorcim PASCAL™ runs at 5 MHz for speed as well as power, and is built to the same stringent standards that have established our leadership in S-100 bus components. Introductory prices: \$385 unkit, \$495 assem, \$595 CSC.

8085 single processor version of above; introductory prices \$235 unkit, \$325 assem, \$595 CSC.

16K DYNAMIC RAM SPECIAL: 8/\$69!

Expand memory in TRS-80* -I and -II, as well as machines made by Apple, Exidy, Heath H89, newer Pets, etc. Low power, high speed (4 MHz). Add \$3 for 2 dip shunts plus TRS-80* conversion instructions. *TRS-80 is a trademark of the Tandy Corporation.

SPECIAL ON H8 MEMORY

Limited quantity. 32K x 8 static memory in kit (not unkit) form. With all parts, documentation, mounting bracket, etc. Includes solder masked, fully legended board for easy assembly. 32K kit: \$549.

TERMS: Cal res add tax. Allow 5% for shipping, excess refunded. VISA/Mastercard® orders (\$25 min) call (415) 562-0636, 24 hrs. COD OK with street address for UPS. Prices good through cover month of magazine.

CompuPro™ from **GODBOUNT**
ELECTRONICS

Bldg. 725, Oakland Airport, CA 94614 (415) 562-0636
CIRCLE NO. 26 ON FREE INFORMATION CARD

For
faster
service


USE
ZIP
CODE

on
all
mail

BULLET ELECTRONICS

Box 401244P Garland, TX.
75040 (214) 278-3553

Sound Effects Kit 17.50



The SE-01 is a complete kit that contains all the parts to build a programmable sound effects generator. Designed around the new Texas Instruments SN76477 Sound Chip, the board provides banks of MINI DIP switches and pots to program the various combinations of the SIF Oscillator, VCO, Noise, One Shot, and Envelope Controls. A Quad Op Amp IC is used to implement an Adjustable Pulse Generator, Level Comparator and Multiplex Oscillator for even more versatility. The 3 1/2" x 5" PC Board features a prototype area to allow for user added circuitry. Easily programmed to duplicate Explosions, Phaser Guns, Steam Trains, or almost an infinite number of other sounds. The unit has a multiple of applications. The low price includes all parts.

assembly manual, programming charts, and detailed 76477 chip specifications. It runs on a 9V battery (not included). On board 100W amp will drive a small speaker directly, or the unit can be connected to your stereo with incredible results! (Speaker not included).

- 76477 CHIP IS INCLUDED. EXTRA CHIPS \$1.00 EACH
- \$17.50 LESS SPEAKER & BATTERY

<p>*2N5191 NPN V_{ceo} = 60V I_C = 4A H_{fe} 25-100 at 1.5A *HSE #</p>	<p>SILICON POWER TRANSISTOR PN2222 (2N2222A) MOST POPULAR NPN GEN. PURPOSE TRANSISTOR. TO - 9V V_{ceo} = 40V P_d = 5W H_{fe} = 100 - 300 10/\$1.00 100/\$9.00</p>
--	--

THE PERFECT TRANSFORMER
117VAC primary. 12VAC secondary @ 200mA
Great for all you CMOS, or low power TTL projects. PC board mount.
99c ea. 3/2/\$.50
Size: 1.5" W x 1.25" D x 1.25" H

AY3-8910 PROGRAMMABLE SOUND GENERATOR
The AY3-8910 is a 40 pin LSI chip with three oscillators, three amplitude controls, programmable noise generator, three mixers, an envelope generator, and three D/A converters that are controlled by 8 BIT WORDS. No external pots or caps required. This chip hooked to an 8 bit microprocessor chip or Bus (8080, Z80, 6800 etc.) can be software controlled to produce almost any sound. It will play three note chords, make bangs, whistles, sirens, gunshots, explosions, bleets, whines, or grunts. In addition, it has provisions to control its own memory chips with two I/O ports. The chip requires +5V @ 75mA and a standard TTL clock oscillator. A truly incredible circuit.
\$14.95 W/Basic Spec Sheet (4 pages)
60 page manual with S-100 interface instructions and several programming examples. \$3.00 extra

1/2W RESISTOR ASSORTMENT
A good mix of 5% and 10% values in both lead based and PC lead devices. All new, first quality
(Asst.) 200 pieces/2.00

ULTRASONIC RELAY KIT
INVISIBLE BEAM WORKS LIKE A PHOTO ELECTRIC EYE. USE UP TO 25 FT. APART. COMPLETE KIT. ALL PARTS & PC BOARDS. \$21.50

7 WATT AUDIO AMP KIT
SMALL SINGLE HYBRID IC AND COMPONENTS FIT ON A 2" x 3" PC BOARD (INCLUDED). RUNS ON 12VDC. GREAT FOR ANY PROJECT THAT NEEDS AN INEXPENSIVE AMP. LESS THAN 3% THD @ 5 WATTS. COMPATIBLE WITH SE-01 SOUND KIT \$5.95


TUNES SYNTHESIZER
The AY3-1350 is a MOS microcomputer synthesizer of preprogrammed tunes for applications in toys, music boxes, and door chimes. The standard device has a set of 25 different popular and classical tunes. In addition there are 3 chimes making a total of 28 tunes. 28 pin IC.
FEATURES
• Minimal external components
• Automatic switch-off signal at end of tune for power saving
• Envelope control to give organ or piano quality
• Sequential tune mode
• 4 door capability when used as door chime
• Operation with tunes in external PROM if required (2708)
• Single supply (+5V) operation
• Tunes include: STAR WARS, BEETHOVEN'S 9th & 5th, JINGLE BELLS, YANKEE DOODLE, STAR SPANGLED BANNER, CLEMENTINE, GOD SAVE THE QUEEN, O SOLE MIO, WESTMINSTER CHIME and DESCENDING OCTAVE CHIME PLUS MANY MORE!
WITH DETAILED SPECS AND INSTRUCTIONS \$14.50

COMPONENTS

301 OP AMP & LEAD CAN	3/10	TIP30 TAB PNP POWER	3/10
723 14 PIN DIP	39	*MCI35P FM IF DISC IC	50
30100 @ 15V COMPUTER GRADE	3/10	7805 5V REG. TO 5	50
2N4402 PNP COMPLEMENT	8/100	LM331 TEMP. TRANSDUCER	1.10
2N6028 P-N-T W/SPECS	1.00	LM3302 QUAD COMPARTOR IC	50
LM337 DUAL LM380 W/SPECS	2.50	555 TIMER IC	49
LM3900 QUAD NORTON AMP	55	*M3401 QUAD NORTON AMP	39
M241 QUAD OP AMP	95	*INDICATES ITEM IS "HOUSE NUMBERED"	
7812 1A 12V REG	80		
11.1 OPTO ISOLATOR MINI DIP	50	JUN60 LEOS	4/89
*MEM 631 DUAL GATE MOSFET	50	JUN80 GREEN	5/88
DIODE PROTECTED, SIMILAR	50	MEDIUM RED 1 1/2"	15
1N4148 VARICAP DIODE 10 PFD	49	MEDIUM GRN DR YELLOW	15
1N5148 VARICAP DIODE	49	1/2" COLAR 51 RATIO	59
1N4003 1A 200V DIODE	15/100	TWO COLOR RED/GRN	59

★ CALL OR WRITE FOR FREE CATALOG. ★
THE FINE PRINT
NO C.O.D.'S SEND CHECK, MONEY ORDER, CREDIT CARD *
ADD 6% FOR SHIPPING TX. RES. ADD 6% TAX FOREIGN ORDERS
(EXCEPT CANADA) ADD 10% (20% AMAZON) & VISA ONLY
PHONE ORDERS ON 5% CHARGE & U.S. ONLY
(214) 278-3553

Free! Edmund Scientific Catalog



Explore Astronomy, Biofeedback, Optics, Lasers, Magnets, Weather, Magnifiers, Microscopes, Photography . . . Over 4,000 Fascinating Products in Our FREE 100 page color Catalog! Send for your FREE Edmund Scientific Catalog, Today! 38 Years Of Service!

Yes! Rush me your FREE catalog!
Name _____
Address _____
City _____
State _____ Zip _____

Clip and Mail Coupon Today to:
Edmund Scientific Co., Dept. 2020 AV14
Edscorp Bldg., Barrington, N.J. 08007
No. 156 ©1980 Edmund Scientific Co.

Save on Calculators



Model	Your Cost
HP-41C Scient	\$244.95
Card Reader/41C	177.95
Printer/41C	319.95
HP-34C Scient	123.95
HP-38C Bus	123.95
HP-39E Bus	93.95
HP-33C Scient	93.95
HP-33E Scient	72.95
HP-37E Bus prog	58.95
HP-32E Adv Scient	53.95
HP-31E Scient	41.50
HP-67 Scient Prog	297.95
HP-97 Scient Print	579.95
HP-92 Bus. Print	397.95



HP-85 COMPUTER
We are now taking orders for the HP85. Call us for the best deal in the country. Buy from us and save—

We carry an enormous stock of HP accessories. All units complete. One year guarantee by HP.

TEXAS INSTRUMENTS

TI-59	\$208.95	TI-5100	39.99	Speak and Spell	58.95
TI-58C	93.95	TI-5200	Call us	TI-Programmer	47.95
TI-57	48.95	TI-5225	Call us	Invest. Analyst	49.95
PC-100C	144.95	TI-5221	Call us	Bus Card	38.95
PC-100A	169.95	TI-5230	Call us	MBA	57.95
TI-55	34.95			Bus. Analyst II	39.95
TI-5040	89.95			Business Analyst I	22.95
TI-5015	59.95			TI-50	39.95
TI-5025	67.95				

Huge inventory of TI accessories on hand at all times. Guarantee by TI.

SPECIALS

320 Seiko watches to choose from	SONY Betamax SL1600	\$1,049.95
Digiana SS	RCA Select VDT625	\$1,095.00
Carrier Typ "Tank" ladies	RCA Select VO1600	879.00
Carrier Typ "Tank" men	SONY TVs at unbeatable prices	Call us
Music Alarm Chrono SS	Craig translator for bst price	Call us
Calc Watch with Alarm	TI Speaking translator	199.95
Dual Chronograph SS	TI four station thermostat	89.95
Dual Time Zone SS	Navicomp file computers	99.00 up
Memory Bank Calendar	APPLE COMPUTERS and peripherals	at unbeatable prices. Call us
Divers 500Ft qtz 60581	Texas Instruments 95/4 Computer	Including color monitor
Solar Alarm Chrono SS	including color monitor	1,099.95
Worldtime Alarm, perip cal	APF Computer "Imagination"	Call us
Single Alarm SS	ATARI 800 and 400 computers	Call us
Alarm Chronograph SS	Casio-Sharp-Canon- Sanyo-Pearlcoorder-	
	Polaroid-Panasonic-Amana-Litton-Boris	

TI Watches 70 models to choose from \$7.95 up Chess games-Victor

Prices are f.o.b. IA. Add \$4.95 for shipping/handheld calls in USA. CA residents add 6% sales tax. We will beat any advertised price if the competition has the goods on hand. Goods subject to availability. Ask for our 130page catalog. Call Monday thru Saturday, 7AM to 6PM. Outside CA, toll free 800-421-8045. In CA, call below #s.

OLYMPIC SALES COMPANY, INC.
216 South Oxford Avenue • P.O. Box 7645 • Los Angeles, CA 90004
(213) 381-3911 or (213) 381-1202 • Telex 67-3477

CIRCLE NO. 44 ON FREE INFORMATION CARD

POPULAR ELECTRONICS

Make The Shack® Your Parts Place!

Low Prices and New Items Every Day



Speed Up Your Wiring with This No-Strip Wrapping Tool!

12⁹⁵

Pro-Quality Wiring

Quick-Wrap Tool™ is ideal for daisy chain or point-to-point wiring between std. 0.025" square wrapping posts. Cuts, strips, easy to load!
 276-1572 12.95
 30-Gauge Kynar Wire. For above. 50 ft. spool.
 Red. 278-501 1.99
 White. 278-502 1.99
 Blue. 278-503 1.99

Project Case With Panel

Flip-Open Cover

Only **2⁹⁹**



Easy-to-work reversible inner panel accepts a meter, switches or readouts.
 5½x3¾x2"
 270-290 2.99

8-Position DIP Switch



1⁹⁹

8 SPST sections. Fits standard 16-pin DIP socket. Ideal for digital and low current circuits.
 275-1301 1.99


Tricolor and Pulsing LEDs



Low As **1²⁹**

[A] Red on DC, green on reverse DC, yellow on AC! 25 mA max. at 2.2VDC. T-1¾ case. 276-035 1.39
 [B] Red. Built-in 3 Hz flasher! 20 mA max. at 5VDC. 276-034 1.29

Accurate Sensitive VOM



29⁹⁵

• 27 Ranges
 • 30K Ohms/Volt

Ideal for testing solid-state circuits! 4"-wide color-coded, mirrored scale. Reads DC Volts: 0 to 0.3-1-3-10-30-100-300-1000. AC Volts: 0 to 10-30-100-300-1000. DC Current: 0 to 100µA-3mA-30mA-300mA-10A. Resistance: 0 to 1K-10K-1 Meg-10 MegΩ. Decibels: -10 to +62 in 5 ranges. Accuracy: ±3% DC, ±4% AC. 6½x4½x1¾" With 47" leads. Requires one 9V, one "AA" batteries. 22-203 29.95

Alarm Clock/Thermometer Module




User Programmable 12 or 24-Hour Format!

24⁹⁵

Bright 0.7"-tall LED readout displays 12/24-hour time plus temperature in degrees C or F! 24-hour alarm and snooze features. With complete data. 277-1006 24.95
 Temp. Sensor IC. LM-334. 276-1734 1.99
 Power Transformer. For above. 273-1530 4.99

12-Hour Auto Clock Module

Reg. 21.95
Save 21% 16⁹⁵



For all 12V neg. ground vehicles. Mounts in dash or with case (below). Bright green display has automatic dimmer, leading zero blanking. With data. 277-1003 Sale 16.95
 Pushbutton Switches. For above. 275-1547 Pkg. 5/2.49
 Custom Case. 270-303 (Reg. 5.95) Sale 3.95

High Performance Op Amps



Low As **1⁸⁹**

BiFET Design
 [A] LF353N. Dual. Low noise JFET inputs, wide bandwidth. Fast 13V/µS slew rate. ±18V supply. 8-pin DIP. 276-1715 1.89
 [B] TL084C. Quad. 13V/µS slew rate. ±18V supply. 14-pin DIP. 276-1714 2.99

Engineer's Notebook of IC Circuits

1⁹⁹

Sold Only At Radio Shack

This "must-have" sourcebook gives applications and circuit examples for most popular linear and digital ICs. 128 pages. 276-5001 1.99

Sound Generator IC



2⁹⁹


SN76477. Creates music and sound effects from phaser guns to steam whistles! Line level audio output. Microprocessor compatible. 28-pin DIP. With data. 276-1765 2.99

Semiconductor Reference Handbook

Only **1⁹⁹**

Cross reference/substitution listings for over 100,000 devices! Pin outs and data for transistors, ICs, diodes, SCRs, LEDs and more. 224 pages. 276-4003 1.99


NEW



Mini DPDT Switches

Low As **1⁹⁹** Contacts Rated 6 Amps @ 125VAC

[A] DPDT Right Angle. Ideal for PC board mounting. On-Center Off-On contacts. 275-665 1.99
 [B] DPDT. PC mtg. On-Center Off-On contacts. 275-668 2.19
 [C] DPDT. Solder lugs for panel mounting. On-None-On contacts. 275-669 2.29



4" 120VAC Cooling Fan

12⁹⁵

Very Quiet Operation

Ideal for cooling power supplies, Ham and hi-fi gear, computers and more! Delivers 70 CFM. Sealed bearings. Diecast venturi. U.L. recognized motor. Corrosion-resistant metal parts. Low power consumption—only 11 watts!
 273-241 12.95

WHY WAIT FOR MAIL ORDER DELIVERY? IN STOCK NOW AT OUR STORE NEAR YOU!

Radio Shack®

A DIVISION OF TANDY CORPORATION • FORT WORTH, TEXAS 76102
 OVER 7000 LOCATIONS IN 40 COUNTRIES

Prices may vary at individual stores and dealers

DIGITAL MULTIMETERS Sinclair PDM35 Reg. \$69.95 \$49.95 Hickok LX303 Reg. \$79.95 \$69.50 Beckman TECH310 Reg. \$140. \$140. Model 2800	MURAPHONE Cordless Telephone System Reg. \$89.95 \$74.95 GTE Flip-Phone Reg. \$37.95 \$37.95	Portable VOM Multitester Model \$1995 VMS20 20 Kl VDC • 10 Kl VAC	100 MHz 8-Digit Counter 20 Hz to 100 MHz Model MAX100 Reg. \$150.00 range • LED display Fully automatic \$12750	6" x 9" 3-Way Speaker 20 oz. ceramic magnet Model BP2000-6STR \$14.95 ea.
Portable Oscilloscopes 15 MHz Dual Trace Triggered Miniscope Model MS-215 Reg. \$465.45 \$389.95 15 MHz Triggered Miniscope Model MS-15 Reg. \$349.80 \$289.95 30 MHz Dual Trace Triggered Miniscope Model MS-230 Reg. \$598.15 \$499.95	Function Generator Model 2001 Reg. \$185.95 \$157.95 Sine, square, triangle and separate TTL square wave output Frequency range: 1Hz-100KHz	HICKOK Digital CB In-Line Tester Model 388 Reg. \$399.00 \$169.95	ESLogic Monitor Automatically displays static and dynamic logic Model LM-1 Works with TTL, HTL, CMOS • 16 LED display \$59.95	Telephone Answering Model 1500 Call Control Reg. \$349.95 \$249.95 Model 1400 Reg. \$199.95 \$199.95
Proto Preassembled Boards Model PB-104 Reg. \$49.95 \$49.95 Fully assembled breadboard contains four QT-59S sockets, seven QT-59B bus strips and four 5-way binding posts	Attache Style Tool Case Model TC100 ST Reg. \$499.95 \$299.95 Service Master Tool Kit Model 99-SM Reg. \$79.95 \$49.95	Weller Xcelite Meter Model 820 Measures capacitance from 0.1pF to 1 Farad • Resolves to 0.1pF • 10 ranges for accuracy and resolution • 4 digit easy-to-read LED display • 0.5% accuracy	BK Precision Portable Digital Capacitance Meter Model 820 Measures capacitance from 0.1pF to 1 Farad • Resolves to 0.1pF • 10 ranges for accuracy and resolution • 4 digit easy-to-read LED display • 0.5% accuracy \$170	FREE 8 pc. Tool Set (value \$14.95) with \$200.00 purchase from this ad. Miniature High Fidelity 3-Way Stereo Speakers Model HF-9 Reg. \$149.95 \$69.50 PR
Logic Probe Compact circuit powered • Detects pulses as short as 50 μsec • TTL/HTL/CMOS compatibility Model LP-1 \$44.95	Proto Board with Built-in Power Supplies Regulated • Short-proof Model PB-203A Reg. \$154.95 \$129.95	ES 3 1/2-Digit 0.1% Digital Capacitance Meter Model 3001 9 ranges from 1999 pF to 199.9 μF • 0.1% of reading accuracy \$190.00	DIGITAL MULTIMETER Simpson 461 Complete with nickel-cadmium batteries, AC charger/adaptor, test leads \$149.95	Thermal-Spot Circuit Tester Model 3800 \$29.95
RC Circuit Box 36 resistors (15 Ω to 10 MΩ) • 18 capacitors (100 pF to 0.22 μF) Reg. \$49.95 \$42. includes test leads viz. Model WC 412A	Magnifier Lamp Precision ground and polished magnification lens Model MG10A Reg. \$77.50 \$49.50	30 MHz LEADER Dual Trace with Delay Line Model LBO-520 Reg. \$77.50 \$89.95	BSR X-10 Remote Control for Lights & Appliances 4 pc Standard Starter Kit • One (1) Standard Command Reg. \$87.95 Model \$79.50 5 pc Ultrasonic Starter Kit • One (1) Deluxe Ultrasonic Reg. \$112.95 Command Console • One (1) Hand Held Remote Unit • Two (2) Lamp Modules • One (1) Appliance Unit \$99.95 Lamp Modules \$14.50 Standard Command Console \$36.00 Appliance Modules \$14.50 Ultrasonic Command Console \$59.95 Wall Switch Modules \$14.50 with Hand Held Remote	In-Dash Car Stereos 8-Track Tape Player with AM/FM/MPX Radio Model C-777 \$52.50 Cassette Tape Player with AM/FM/MPX Radio Model CAS-888 \$57.50
Chess Challenger 7 Reg. \$110.00 Model BBC \$79.95	Weller Controlled Output Soldering Station Model WTCFN Reg. \$77.50 \$54.95	30 MHz Portable Frequency Counter Reg. \$130.00 \$65. Model 1B27	Stereo Power Booster Model POW-40 40W stereo \$24.95	FORDHAM 855 Conklin St. Farmingdale, N.Y. 11735 Master Charge • BankAmericard • VISA • COD • Money Order • Check N.Y. State residents add appropriate sales tax TOLL FREE (800) 645-9518 in N.Y. State call (516) 752-0050

STEREO RADIO

MADE BY THE AUTO RADIO SPECIALISTS!!

AUTOMATIC RADIO

Models May Vary

PUSH BUTTONS

UNBELIEVABLE \$170 STEREO 8-TRAK TAPE

AM-FM-MUX

BY POPULAR DEMAND! Delta is the first in the world to offer these new, first-grade stereo radios at surplus!!! They are 100% solid state AM-FM-MPX stereo radios & to offer these new, first-grade stereo radios at surplus!!!

Convert Your Car Into A Concert Hall!

MADE BY THE AUTO RADIO SPECIALISTS!!

AUTOMATIC RADIO

Models May Vary

PUSH BUTTONS

\$100 AM-FM AUTO RADIO

Factory Closeout! One of America's largest manufacturers of auto radios has given up. We've been fortunate in acquiring the last auto radios in production. These are AM-FM sets... designed for new cars. All are tested 100% operational and come with knobs and push buttons. Ideal for installing in your auto, van, camper, boat, truck.

NEWS ITEM! Auto hi-fi has become as sophisticated as home hi-fi — and nearly as expensive. You can spend \$200 for simple components — which means hi-fi can be out of reach for many folks and 2nd cars. If you want hi-fi FM, you can start with the purchase of a \$100 radio for a mere \$19.95... This price will not last long — order today while our limited supply lasts!

TOO GOOD TO BE TRUE! This sale is not available to the general public as they would sell out instantly. However, our loyal customers have the opportunity to scoop up these new SURPLUS GEMS and save big dollars.

Delta No.	Size	Compare	SALE
5801P	7 1/4 x 2 1/2 x 7 1/4"	\$160.00	\$39.95*
5802P	7 1/4 x 2-5/16 x 7"	\$160.00	\$39.95*
5803P	7-3/8 x 3 1/4 x 6 1/4"	\$170.00	\$44.50*
5804P	7 1/2 x 3-3/8 x 7 1/4"	\$170.00	\$44.50*

* Manual tuning. † Push buttons! Negative ground. 5 3/4" knob spacing.

MAIL-ORDER ADDRESS:

DELTA ELECTRONICS

176 SECOND AVE. WALTHAM, MASS. 02154
 Minimum Order \$8.00
TEL. (617) 388-4705

FREE 120-PC SURPLUS CATALOG

SOUND EFFECTS GENERATOR BASIC KIT

Now Chaney Electronics makes it possible to build your own sound effects generator without spending a fortune. We supply you with the 117677 sound chip plus an etched and drilled class epoxy PC board with schematic and layout instructions. This board makes it simple to build a generator capable of making sounds, locomotive, sirens, airplanes, clocks, etc. Does not require DIP switches or other expensive/unusual components. You supply only a few standard resistors, capacitors, switches, pots, speaker, 2N2222 transistor and 9V battery.

BASIC KIT CONTAINING 117677, PC BOARD AND INSTRUCTIONS ONLY **\$5.95**

2N2222 TRANSISTOR FOR ABOVE C2388A .35 EACH
 IF YOU HAVE ALREADY PURCHASED THE 117677 CHIP YOU MAY BUY THE PC BOARD AND INSTRUCTIONS ONLY. C2388B \$4.00

Strobe Tube & Trigger **\$1.75**

LED Flasher Kit **\$2.49**

6VDC Xenon Flasher Kit **\$8.00**

120 VAC Xenon Strobe Kit **\$7.50**

Wheel of Fortune **\$8.99**

HIGH OUTPUT SILICON SOLAR CELLS

WE NOW STOCK A FULL LINE OF THESE HARD TO FIND CELLS WHICH CONVERT LIGHT DIRECTLY INTO ELECTRICITY. EACH CELL GENERATES APPROXIMATELY 1.45 VOLT AND GENERATES CURRENT AS SHOWN BELOW. CONNECT CELLS IN SERIES FOR MORE VOLTAGE AND CONNECT CELLS IN PARALLEL FOR MORE CURRENT. MANY OTHER TYPES LISTED IN OUR CATALOG!

SIZE	CURRENT	100Ω R	PRICE
2" 1/4 CELL	100mA	C2415A	\$1.75
2" 1/2 CELL	250mA	C2415S	\$3.00
2" WHOLE CELL	500mA	C24156	\$5.00
3" 1/3 CELL	300mA	C24157	\$3.25
3" 1/2 CELL	500mA	C24158	\$5.50
3" WHOLE CELL	750mA	C24159	\$8.50
4" WHOLE CELL	1.3 AMPS	C24160	\$10.00

RECHARGEABLE AA NIKADS USED-EXCELLENT CONDITION C24161 79c

Chaney electronics inc.

P.O. BOX 27038, DENVER, CO. 80227 (303) 781-5750

Send for our free giant catalog of unique items!!!

DIGI-KEY CORPORATION

TOLL FREE 1-800-347-4444

Quality Electronic Components

DON'T FORGET OUR DISCOUNTS WHEN COMPARING PRICES

I.C.'s • RESISTORS • TRANSISTORS • CAPACITORS • DIODES • I.C. SOCKETS & PINS • SWITCHES
CLOCK MODULES • OPTOELECTRONICS • BREADBOARDING & TESTING DEVICES • DRAFTING SUPPLIES
DATA BOOKS • HEAT SINKS • WIRE • TOOLS ... AND MORE ... WRITE FOR FREE CATALOG ...

MN., AK., HI. RESIDENTS 218-681-6674

TEXAS INSTRUMENTS I.C. SOCKETS

SOLDER TAIL DIP SOCKETS

- 12 or 24 Hour Delivery
- 14 pin or 16 pin, as well as virtually any number of temperature sensors
- Fixed or floating contact
- 50 to 60 Hz frequency operation

Low profile

- Peak grip design for maximum retention force
- Reinforced contact points

YOUR CHOICE - TIN OR GOLD*

(Minimum of 10 sockets plus gold wire and gold leads)

TIN INLAY SOLIDER TAIL

Series C-51, 5M, 200 Microinch Au Inlay

Part No.	Description	1	10	100
C2501	8 pin solder tail	10	80	800
C2510	14 pin solder tail	17	153	1410
C2511	16 pin solder tail	25	210	2000
C2512	18 pin solder tail	27	238	2280
C2513	20 pin solder tail	29	267	2570
C2514	22 pin solder tail	27	243	2300
C2515	24 pin solder tail	34	314	3040
C2516	26 pin solder tail	35	331	3200
C2517	28 pin solder tail	40	361	3500
C2518	40 pin solder tail	50	450	4400

GOLD INLAY SOLIDER TAIL

Series C-51, 5M, 30 Microinch Au Inlay

Part No.	Description	1	10	100
G2501	8 pin solder tail	28	248	2300
G2510	14 pin solder tail	37	327	3100
G2511	16 pin solder tail	52	458	4400
G2512	18 pin solder tail	47	417	3900
G2513	20 pin solder tail	50	450	4300
G2514	22 pin solder tail	54	484	4700
G2515	24 pin solder tail	63	567	5500
G2516	26 pin solder tail	65	584	5700
G2517	28 pin solder tail	76	671	6500
G2518	40 pin solder tail	90	810	7700

WIRE WRAP DIP SOCKETS

Standard profile

- Universal mounting and interconnecting applications
- Conducts maximum current (10's)
- Through hole "P" reconfigurable
- For manual or automatic wire wrap
- Wire wrap posts held to 0.015" providing a true position of 0.020" on boards for efficient automatic assembly

YOUR CHOICE - TIN OR GOLD*

(Minimum of 10 sockets plus gold wire and gold leads)

TIN PLATED WIRE WRAP

Series C-51, 5M, 200 Microinch Tin

Part No.	Description	1	10	100
T2501	8 pin wire wrap	12	90	800
T2510	14 pin wire wrap	22	160	1500
T2511	16 pin wire wrap	25	190	1800
T2512	18 pin wire wrap	27	210	2000
T2513	20 pin wire wrap	29	230	2200
T2514	22 pin wire wrap	31	250	2400
T2515	24 pin wire wrap	34	280	2700
T2516	26 pin wire wrap	35	300	2900
T2517	28 pin wire wrap	40	330	3200
T2518	40 pin wire wrap	50	420	4100

GOLD INLAY WIRE WRAP

Series C-51, 5M, 30 Microinch Gold Inlay

Part No.	Description	1	10	100
G2501	8 pin wire wrap	47	435	4100
G2510	14 pin wire wrap	62	585	5600
G2511	16 pin wire wrap	70	660	6400
G2512	18 pin wire wrap	77	720	7000
G2513	20 pin wire wrap	81	765	7500
G2514	22 pin wire wrap	85	810	7900
G2515	24 pin wire wrap	94	890	8700
G2516	26 pin wire wrap	97	935	9200
G2517	28 pin wire wrap	110	1035	10200
G2518	40 pin wire wrap	130	1260	12500

MOLEX I.C. SOCKET PINS

TEXAS INSTRUMENTS GOLD EDGEBOARD CONNECTORS

Solder Tail

Reliable, cost-effective contact design

- 50 (Wire Wrap) or 100 (Tall) contacts/die lead
- ever a solder diffusion barrier
- Copper-nickel on Cu 72/28 alloy
- Intermetallic corrosion resistant
- Proven, customer approved design
- Conforms to JEDEC standards

MA SERIES, 100's & 200's EDGEBOARD CONNECTORS

Part No.	Description	1	10	100
1010	CA-10 2.55 24.00 100.00	10	210	1920
1015	CA-15 2.70 27.00 100.00	12	252	2340
1020	CA-20 2.90 29.00 100.00	15	315	2970
1025	CA-25 3.10 31.00 100.00	18	378	3600
1030	CA-30 3.30 33.00 100.00	21	441	4230
1035	CA-35 3.50 35.00 100.00	24	504	4860
1040	CA-40 3.70 37.00 100.00	27	567	5490
1045	CA-45 3.90 39.00 100.00	30	630	6120
1050	CA-50 4.10 41.00 100.00	33	693	6750

MA SERIES, 156's & 250's EDGEBOARD CONNECTORS

Part No.	Description	1	10	100
1510	CA-10 2.90 29.00 100.00	10	210	1920
1515	CA-15 3.10 31.00 100.00	12	252	2340
1520	CA-20 3.30 33.00 100.00	15	315	2970
1525	CA-25 3.50 35.00 100.00	18	378	3600
1530	CA-30 3.70 37.00 100.00	21	441	4230
1535	CA-35 3.90 39.00 100.00	24	504	4860
1540	CA-40 4.10 41.00 100.00	27	567	5490
1545	CA-45 4.30 43.00 100.00	30	630	6120
1550	CA-50 4.50 45.00 100.00	33	693	6750

5% CARBON FILM RESISTORS

1/4 WATT RESISTOR ASSORTMENTS

Set of 5 each of the 13 standard 5% 1/4 watt carbon film resistors in the series 1.1, 1.2, 1.5, 1.8, 2.2, 2.7, 3.3, 3.9, 4.7, 5.6, 6.8, 8.2, 10, 12, 15, 18, 22, 27, 33, 39, 47, 56, 68, 82, 100, 120, 150, 180, 220, 270, 330, 390, 470, 560, 680, 820, 1000, 1200, 1500, 1800, 2200, 2700, 3300, 3900, 4700, 5600, 6800, 8200, 10000, 12000, 15000, 18000, 22000, 27000, 33000, 39000, 47000, 56000, 68000, 82000, 100000, 120000, 150000, 180000, 220000, 270000, 330000, 390000, 470000, 560000, 680000, 820000, 1000000, 1200000, 1500000, 1800000, 2200000, 2700000, 3300000, 3900000, 4700000, 5600000, 6800000, 8200000, 10000000, 12000000, 15000000, 18000000, 22000000, 27000000, 33000000, 39000000, 47000000, 56000000, 68000000, 82000000, 100000000, 120000000, 150000000, 180000000, 220000000, 270000000, 330000000, 390000000, 470000000, 560000000, 680000000, 820000000, 1000000000, 1200000000, 1500000000, 1800000000, 2200000000, 2700000000, 3300000000, 3900000000, 4700000000, 5600000000, 6800000000, 8200000000, 10000000000, 12000000000, 15000000000, 18000000000, 22000000000, 27000000000, 33000000000, 39000000000, 47000000000, 56000000000, 68000000000, 82000000000, 100000000000, 120000000000, 150000000000, 180000000000, 220000000000, 270000000000, 330000000000, 390000000000, 470000000000, 560000000000, 680000000000, 820000000000, 1000000000000, 1200000000000, 1500000000000, 1800000000000, 2200000000000, 2700000000000, 3300000000000, 3900000000000, 4700000000000, 5600000000000, 6800000000000, 8200000000000, 10000000000000, 12000000000000, 15000000000000, 18000000000000, 22000000000000, 27000000000000, 33000000000000, 39000000000000, 47000000000000, 56000000000000, 68000000000000, 82000000000000, 100000000000000, 120000000000000, 150000000000000, 180000000000000, 220000000000000, 270000000000000, 330000000000000, 390000000000000, 470000000000000, 560000000000000, 680000000000000, 820000000000000, 1000000000000000, 1200000000000000, 1500000000000000, 1800000000000000, 2200000000000000, 2700000000000000, 3300000000000000, 3900000000000000, 4700000000000000, 5600000000000000, 6800000000000000, 8200000000000000, 10000000000000000, 12000000000000000, 15000000000000000, 18000000000000000, 22000000000000000, 27000000000000000, 33000000000000000, 39000000000000000, 47000000000000000, 56000000000000000, 68000000000000000, 82000000000000000, 100000000000000000, 120000000000000000, 150000000000000000, 180000000000000000, 220000000000000000, 270000000000000000, 330000000000000000, 390000000000000000, 470000000000000000, 560000000000000000, 680000000000000000, 820000000000000000, 1000000000000000000, 1200000000000000000, 1500000000000000000, 1800000000000000000, 2200000000000000000, 2700000000000000000, 3300000000000000000, 3900000000000000000, 4700000000000000000, 5600000000000000000, 6800000000000000000, 8200000000000000000, 10000000000000000000, 12000000000000000000, 15000000000000000000, 18000000000000000000, 22000000000000000000, 27000000000000000000, 33000000000000000000, 39000000000000000000, 47000000000000000000, 56000000000000000000, 68000000000000000000, 82000000000000000000, 100000000000000000000, 120000000000000000000, 150000000000000000000, 180000000000000000000, 220000000000000000000, 270000000000000000000, 330000000000000000000, 390000000000000000000, 470000000000000000000, 560000000000000000000, 680000000000000000000, 820000000000000000000, 1000000000000000000000, 1200000000000000000000, 1500000000000000000000, 1800000000000000000000, 2200000000000000000000, 2700000000000000000000, 3300000000000000000000, 3900000000000000000000, 4700000000000000000000, 5600000000000000000000, 6800000000000000000000, 8200000000000000000000, 10000000000000000000000, 12000000000000000000000, 15000000000000000000000, 18000000000000000000000, 22000000000000000000000, 27000000000000000000000, 33000000000000000000000, 39000000000000000000000, 47000000000000000000000, 56000000000000000000000, 68000000000000000000000, 82000000000000000000000, 100000000000000000000000, 120000000000000000000000, 150000000000000000000000, 180000000000000000000000, 220000000000000000000000, 270000000000000000000000, 330000000000000000000000, 390000000000000000000000, 470000000000000000000000, 560000000000000000000000, 680000000000000000000000, 820000000000000000000000, 1000000000000000000000000, 1200000000000000000000000, 1500000000000000000000000, 1800000000000000000000000, 2200000000000000000000000, 2700000000000000000000000, 3300000000000000000000000, 3900000000000000000000000, 4700000000000000000000000, 5600000000000000000000000, 6800000000000000000000000, 8200000000000000000000000, 10000000000000000000000000, 12000000000000000000000000, 15000000000000000000000000, 18000000000000000000000000, 22000000000000000000000000, 27000000000000000000000000, 33000000000000000000000000, 39000000000000000000000000, 47000000000000000000000000, 56000000000000000000000000, 68000000000000000000000000, 82000000000000000000000000, 100000000000000000000000000, 120000000000000000000000000, 150000000000000000000000000, 180000000000000000000000000, 220000000000000000000000000, 270000000000000000000000000, 330000000000000000000000000, 390000000000000000000000000, 470000000000000000000000000, 560000000000000000000000000, 680000000000000000000000000, 820000000000000000000000000, 1000000000000000000000000000, 1200000000000000000000000000, 1500000000000000000000000000, 1800000000000000000000000000, 2200000000000000000000000000, 2700000000000000000000000000, 3300000000000000000000000000, 3900000000000000000000000000, 4700000000000000000000000000, 5600000000000000000000000000, 6800000000000000000000000000, 8200000000000000000000000000, 10000000000000000000000000000, 12000000000000000000000000000, 15000000000000000000000000000, 18000000000000000000000000000, 22000000000000000000000000000, 27000000000000000000000000000, 33000000000000000000000000000, 39000000000000000000000000000, 47000000000000000000000000000, 56000000000000000000000000000, 68000000000000000000000000000, 82000000000000000000000000000, 100000000000000000000000000000, 120000000000000000000000000000, 150000000000000000000000000000, 180000000000000000000000000000, 220000000000000000000000000000, 270000000000000000000000000000, 330000000000000000000000000000, 390000000000000000000000000000, 470000000000000000000000000000, 560000000000000000000000000000, 680000000000000000000000000000, 820000000000000000000000000000, 1000000000000000000000000000000, 1200000000000000000000000000000, 1500000000000000000000000000000, 1800000000000000000000000000000, 2200000000000000000000000000000, 2700000000000000000000000000000, 3300000000000000000000000000000, 3900000000000000000000000000000, 4700000000000000000000000000000, 5600000000000000000000000000000, 6800000000000000000000000000000, 8200000000000000000000000000000, 10000000000000000000000000000000,

NEW PRODUCTS!

Super Color S-100 Video Kit \$129.95

Expandable to 256 x 192 high resolution color graphics. 6847 with all display modes computer controlled. Memory mapped. 1K RAM expandable to 6K. S-100 to 1802, 8080, 8085, 280 etc. Delivery January '80.

1802 16K Dynamic RAM Kit \$149.00

Expandable to 32K. Hidden refresh w/clocks up to 4 MHz w/no wait states. Add: 16K RAM \$63

Quest Super Basic

Quest, the leader in inexpensive 1802 systems announces another first. Quest is the first computer worldwide to ship a full size Basic for 1802 systems. A complete function Super Basic by Ron Coker including floating point capability with scientific notation (number range ± 17E³⁹), 32 bit integer ± 2 billion; Multi dim arrays; String arrays; String manipulation; Cassette I/O, Save and load, Basic, Data and machine language programs; and over 75 Statements, Functions and Operators.

Easily adaptable on most 1802 systems. Requires 12K RAM minimum for Basic and user programs. Cassette version in stock now. ROM versions coming soon with exchange privilege

Elf II Adapter Kit \$24.95

Plugs into Elf II providing Super Elf 44 and 50 pin S-100 bus expansion. (With Super Expansion). High and low address displays, state and mode LED's optional \$18.00.

Gremlin Color Video Kit \$69.95

32 x 16 alpha/numerics and graphics; up to 8 colors with 6847 chip; 1K RAM at E000. Plugs into Super Elf 44 pin bus. No high res. graphics.

allowing some credit for cassette version. New improved version with improved speed and accuracy now available. Source list for I/O now incl.

Super Basic on Cassette \$40.00

Tom Pittman's 1802 Tiny Basic Source listing now available. Find out how Tom Pittman wrote Tiny Basic and how to get the most out of it. Never offered before. \$19.00.

S-100 4-Slot Expansion \$ 9.95

Super Monitor V.I. I Source Listing \$15.00

Coming Soon: Assembler, Editor, Disassembler, DA/AD, Super Sound/Music, EPROM programmer, Stringy Floppy System.

Same day shipment. First line parts only. Factory tested. Guaranteed money back. Quality IC's and other components at factory prices.

INTEGRATED CIRCUITS

7400TTL	LM323K-5	9.95	CD4026	2.50
7402N	20 LM320K-12	1.50	CD4027	95
7403N	20 LM320K-15	1.50	CD4028	85
7409N	23 LM320T-8	1.35	CD4030	45
7410N	20 LM320T-12	1.35	CD4035	1.35
7412N	20 LM324N	1.40	CD4042	85
7413N	20 LM324N	1.40	CD4044	85
7415N	20 LM340K-5	1.35	CD4044	85
7424N	58 LM340K-8	1.35	CD4046	1.67
7425N	58 LM340K-12	1.35	CD4049	49
7427N	58 LM340K-15	1.35	CD4050	49
7448N	77 LM340A-2	1.35	CD4051	1.13
7452N	20 LM340T-5	1.25	CD4060	1.42
7474N	35 LM340T-8	1.25	CD4066	71
7475N	40 LM340T-12	1.25	CD4068	40
7483N	88 LM340T-15	1.25	CD4069	40
7489N	1.85 LM340K-12	1.25	CD4070	50
7490N	43 LM340T-24	1.25	CD4071	45
7492N	43 LM340T-15	1.25	CD4073	45
7493N	43 LM373	1.25	CD4073	45
7495N	89 LM379	5.00	CD4075	45
74100N	1.20 LM307N	1.00	CD4077	1.85
74107N	35 LM381	1.60	CD4078	40
74121N	34 LM382	1.60	CD4081	35
74124N	50 LM3083A	3.00	CD4082	35
74125N	45 LM709H	2.00	CD4116	47
74126N	77 LM709H	2.00	CD4116	47
74150N	1.20 LM5835	85	CD4507	5.00
74151N	69 LM741CH	35	CD4508	4.25
74152N	69 LM741CH	35	CD4510	1.02
74157N	69 LM7474N	35	CD4511	1.40
74161N	87 LM748N	75	CD4515	2.52
74162N	89 LM3029N	1.75	CD4515	2.52
74163N	37 LM1304	1.10	CD4518	1.02
74174N	96 LM1305	1.27	CD4520	1.02
74175N	96 LM1307	2.00	CD4527	1.10
74190N	1.15 LM1310	2.75	CD4528	79
74192N	87 LM1438	4.70	CD4553	3.50
74193N	87 LM1800	75	CD4566	2.25
74221N	2.75 LM1812	7.00	CD4583	2.35
74286N	1.65 LM1999	3.00	CD4588	1.10
74305N	89 LM1111	1.75	CD40192	3.00
74368N	89 LM2802	2.25	74C00	35
74369N	89 LM2802	2.25	74C01	35
74379N	89 LM3909N	95	74C14	1.95
741500 TTL	LM3909N	95	74C14	1.95
74LS00N	35 NE555N	1.00	74C20	6.00
74LS02N	35 NE555N	1.00	74C30	38.00
74LS04N	55 NE555V	3.00	74C48	2.25
74LS05N	40 NE555A	45	74C74	1.75
74LS08N	45 NE555A	1.00	74C76	1.75
74LS10N	45 NE555V	1.50	74C90	1.75
74LS11N	45 NE555V	1.50	74C91	1.75
74LS14N	1.25 NE707B	4.75	74C154	3.00
74LS15N	45 NE707B	6.00	74C160	2.90
74LS16N	45 NE707B	6.00	74C162	2.90
74LS17N	45 NE707B	6.00	74C164	2.90
74LS18N	45 NE707B	6.00	74C166	2.90
74LS19N	45 NE707B	6.00	74C168	2.90
74LS20N	45 NE707B	6.00	74C170	2.90
74LS21N	45 NE707B	6.00	74C172	2.90
74LS22N	45 NE707B	6.00	74C174	2.90
74LS23N	45 NE707B	6.00	74C176	2.90
74LS24N	45 NE707B	6.00	74C178	2.90
74LS25N	45 NE707B	6.00	74C180	2.90
74LS26N	45 NE707B	6.00	74C182	2.90
74LS27N	45 NE707B	6.00	74C184	2.90
74LS28N	45 NE707B	6.00	74C186	2.90
74LS29N	45 NE707B	6.00	74C188	2.90
74LS30N	45 NE707B	6.00	74C190	2.90
74LS31N	45 NE707B	6.00	74C192	2.90
74LS32N	45 NE707B	6.00	74C194	2.90
74LS33N	45 NE707B	6.00	74C196	2.90
74LS34N	45 NE707B	6.00	74C198	2.90
74LS35N	45 NE707B	6.00	74C200	2.90
74LS36N	45 NE707B	6.00	74C202	2.90
74LS37N	45 NE707B	6.00	74C204	2.90
74LS38N	45 NE707B	6.00	74C206	2.90
74LS39N	45 NE707B	6.00	74C208	2.90
74LS40N	45 NE707B	6.00	74C210	2.90
74LS41N	45 NE707B	6.00	74C212	2.90
74LS42N	45 NE707B	6.00	74C214	2.90
74LS43N	45 NE707B	6.00	74C216	2.90
74LS44N	45 NE707B	6.00	74C218	2.90
74LS45N	45 NE707B	6.00	74C220	2.90
74LS46N	45 NE707B	6.00	74C222	2.90
74LS47N	45 NE707B	6.00	74C224	2.90
74LS48N	45 NE707B	6.00	74C226	2.90
74LS49N	45 NE707B	6.00	74C228	2.90
74LS50N	45 NE707B	6.00	74C230	2.90
74LS51N	45 NE707B	6.00	74C232	2.90
74LS52N	45 NE707B	6.00	74C234	2.90
74LS53N	45 NE707B	6.00	74C236	2.90
74LS54N	45 NE707B	6.00	74C238	2.90
74LS55N	45 NE707B	6.00	74C240	2.90
74LS56N	45 NE707B	6.00	74C242	2.90
74LS57N	45 NE707B	6.00	74C244	2.90
74LS58N	45 NE707B	6.00	74C246	2.90
74LS59N	45 NE707B	6.00	74C248	2.90
74LS60N	45 NE707B	6.00	74C250	2.90
74LS61N	45 NE707B	6.00	74C252	2.90
74LS62N	45 NE707B	6.00	74C254	2.90
74LS63N	45 NE707B	6.00	74C256	2.90
74LS64N	45 NE707B	6.00	74C258	2.90
74LS65N	45 NE707B	6.00	74C260	2.90
74LS66N	45 NE707B	6.00	74C262	2.90
74LS67N	45 NE707B	6.00	74C264	2.90
74LS68N	45 NE707B	6.00	74C266	2.90
74LS69N	45 NE707B	6.00	74C268	2.90
74LS70N	45 NE707B	6.00	74C270	2.90
74LS71N	45 NE707B	6.00	74C272	2.90
74LS72N	45 NE707B	6.00	74C274	2.90
74LS73N	45 NE707B	6.00	74C276	2.90
74LS74N	45 NE707B	6.00	74C278	2.90
74LS75N	45 NE707B	6.00	74C280	2.90
74LS76N	45 NE707B	6.00	74C282	2.90
74LS77N	45 NE707B	6.00	74C284	2.90
74LS78N	45 NE707B	6.00	74C286	2.90
74LS79N	45 NE707B	6.00	74C288	2.90
74LS80N	45 NE707B	6.00	74C290	2.90
74LS81N	45 NE707B	6.00	74C292	2.90
74LS82N	45 NE707B	6.00	74C294	2.90
74LS83N	45 NE707B	6.00	74C296	2.90
74LS84N	45 NE707B	6.00	74C298	2.90
74LS85N	45 NE707B	6.00	74C300	2.90
74LS86N	45 NE707B	6.00	74C302	2.90
74LS87N	45 NE707B	6.00	74C304	2.90
74LS88N	45 NE707B	6.00	74C306	2.90
74LS89N	45 NE707B	6.00	74C308	2.90
74LS90N	45 NE707B	6.00	74C310	2.90
74LS91N	45 NE707B	6.00	74C312	2.90
74LS92N	45 NE707B	6.00	74C314	2.90
74LS93N	45 NE707B	6.00	74C316	2.90
74LS94N	45 NE707B	6.00	74C318	2.90
74LS95N	45 NE707B	6.00	74C320	2.90
74LS96N	45 NE707B	6.00	74C322	2.90
74LS97N	45 NE707B	6.00	74C324	2.90
74LS98N	45 NE707B	6.00	74C326	2.90
74LS99N	45 NE707B	6.00	74C328	2.90
74LS100N	45 NE707B	6.00	74C330	2.90

7400TTL	LM323K-5	9.95	CD4026	2.50
7402N	20 LM320K-12	1.50	CD4027	95
7403N	20 LM320K-15	1.50	CD4028	85
7409N	23 LM320T-8	1.35	CD4030	45
7410N	20 LM320T-12	1.35	CD4035	1.35
7412N	20 LM324N	1.40	CD4042	85
7413N	20 LM324N	1.40	CD4044	85
7415N	20 LM340K-5	1.35	CD4044	85
7424N	58 LM340K-8	1.35	CD4046	1.67
7425N	58 LM340K-12	1.35	CD4049	49
7427N	58 LM340K-15	1.35	CD4050	49
7448N	77 LM340A-2	1.35	CD4051	1.13
7452N	20 LM340T-5	1.25	CD4060	1.42
7474N	35 LM340T-8	1.25	CD4066	71
7475N	40 LM340T-12	1.25	CD4068	40
7483N	88 LM340T-15	1.25	CD4069	40
7489N	1.85 LM340K-12	1.25	CD4070	50
7490N	43 LM340T-24	1.25	CD4071	45
7492N	43 LM340T-15	1.25	CD4073	45
7493N	43 LM373	1.25	CD4073	45
7495N	89 LM379	5.00	CD4075	45
74100N	1.20 LM307N	1.00	CD4077	1.85
74107N	35 LM381	1.60	CD4078	40
74121N	34 LM382	1.60	CD4081	35
74124N	50 LM3083A	3.00	CD4082	35
74125N	45 LM709H	2.00	CD4116	47
74126N	77 LM709H	2.00	CD4116	47
74150N	1.20 LM5835	85	CD4507	5.00
74151N	69 LM741CH	35	CD4508	4.25
74152N	69 LM741CH	35	CD4510	1.02
74157N	69 LM7474N	35	CD4511	1.40
74161N	87 LM748N	75		

Popular Electronics

ADVERTISERS INDEX

RS no.	ADVERTISER	PAGE no.
2	Active Electronics Sales Corp.	95
3	All Electronics	86
4	Ancona Corporation	109
5	Apple Computer	Cover 2, 1
6	AP Products	44, 45
7	Audio Matic	90
	Audio Technica	15
8	Beckman Instruments	32
9	B & K Precision	16
	Bullet Electronics	96
10	Chaney Electronics	98
	Classified Advertising	106, 107, 108, 109
55	Cleveland Consumer Computer	94
	Cleveland Institute of Electronics, Inc.	34, 35, 36, 37
56	Cobra	Cover 3
1	Communications Electronics	92
11	Components Express, Inc.	91
12	Computique	78
13	Concord Computer Components	88
14	Cooper Group, The	38
15	CPU Shop	81
16	Delta Electronics	98
17	Digi-Key Corp.	99
18	Discwasher	42
21	D.W.S. Marketing	41
	Edmund Scientific Co.	96
22	EICO	92
23	Electronic Technical Institute	40
	Fiberfab	33
24	Firestik Antenna Corp.	92
	Fordham Radio Supply	98
25	General Engines Company	109
26	Godbout Electronics, Bill	96
	Grantham College of Engineering	82
27	Guardian Electronics	13
28	Heath Co.	51
29	Heath Co.	20
30	Hemco Industries	82
31	Illinois Audio	90
32	Information Unlimited	78
33	Jameco Electronics	104, 105
34	J&R Music World	89
	JS & A National Sales Group	5
35	Magnavox	Cover 4
36	Maxell Corp. of America	19
	MICROCOMPUTER MART	72
37	Media Marketing	67
39	Mercury International	7, 17
40	McIntosh Laboratory, Inc.	84
	Netronics R & D Ltd.	21
	Netronics R & D Ltd.	87
	NRI Schools	8, 9, 10, 11
42	OK Machine & Tool Corp.	43
43	OK Machine & Tool Corp.	27
44	Olympic Sales	96
45	Omnisonix	23
46	PAIA Electronics, Inc.	90
47	Parts Masters	90
48	Percom Data Company, Inc.	2
49	Phoenix Systems	72
50	Poly Paks	103
51	Protecto	86
52	Quest Electronics	100
	Radio Shack	97
57	RCA	85
	Sabtronics	6

20% DISCOUNT

Take 20% Off
The Total Price Of Any Items Shown Below

- 200 PC-SEMICON SPECIAL, assorted semis of all types. Untested material, (#3300) 2.99
- 20-MOTORS MOTORS, asstd. sizes speeds & types, 1.5-12 volts, (#2551A) 2.99
- 200-LONG LEAD DISCS, prime, marked caps, assorted material, (#2598) 2.99
- 100-PLASTIC TRANSISTORS, untested, 50 types, (#2604) 2.99
- 50-SLIDE SWITCHES, various shapes, sizes, and types, (#2726) 2.99
- 75-TRANSISTOR ELECTROLYTICS, epoxy encapsulated, asst. values, (#2747) 2.99
- 250-HALF WATERS, 100%, color-coded resistors, asst. values, (#3046) 2.99
- 25-SLIDE VOLUME CONTROLS, various values & types, for Hi-Fi, etc. (#3057) 2.99
- 50-UPRIGHT ELECTROS, 100%, assorted values & voltages, marked, (#3226) 2.99
- 20-ROCKER SWITCHES, white rockers, DPDT, solder lugs, 125V 4A, (#3302A) 2.99
- 50-MINI POTS, pc style, single turn, assorted values, (#3343) 2.99
- 20-JUMBO RED LEDS, 1V 10 mA, 100% good material, red dome lense, (#3369) 2.99
- 3-SOUND TRIGGERS, sound activated amp, SCR triggered, on 3" board, (#3625) 2.99
- 50-TRANSISTOR SOCKETS, assortment may include: TO-19, 5, 6, 3, etc. (#3845) 2.99
- 100-CABLE TIES, 4" non-slip white plastic, like Ty-wrap, (#5218) 2.99
- 150-FEEDTHRU CAPS, assorted types & sizes, for RF, UHF, etc. (#5668A) 2.99
- 250-WATT RESISTORS, asstd. carbons, carbon-films, some 5%ers, (#5797A) 2.99
- 100-PLESSY CAPS, ceramic blocks in assorted sizes & values, (#6221) 2.99
- 30-HOBBY LEDS, assorted types & colors, mostly 1/8" dia, some good, (#6225) 2.99
- 100-TTL 7400 series, incl. gates, flip-flops, etc. untested, (#6226) 2.99
- 30-NE-2 BULBS, neon, for 110 VAC, requires resistor, (not incl.) (#2613) 2.99
- 5-BRASS LOCKS, with key 1/2" long, for doors, windows, etc. (#6253) 2.99
- 250-MOLEX SOCKETS, "nn-a-strip", make your own pc sockets, (#6255) 2.99
- 150-TERMINAL STRIPS, asst. screw and solder lug types, (#6251) 2.99
- 50-RCA PHONO PLUGS, popular audio/speaker plugs, 100% material, (#3293) 2.99
- 25-CRYSTALS, assorted types, some Hi/L, some frequency marked, (#6256) 2.99
- 50-SUBMINI I/F TRANSFORMERS, asst. may include: osc. antenna, etc. (#6259) 2.99
- 60-SQUARE OHM RESISTORS, prime resistors, asst. values, grk/ent, (#6261) 2.99
- 30-MICRO MINI REED SWITCHES, 1" long, for alarms, relay systems, etc. (#6263) 2.99
- 200 PC-CAPACITOR SPECIAL, asst. mylars, polys, micas, etc. 100% good, (#6264) 2.99
- 20-PUSHBUTTON ALARM SWITCH, SPST, momentary, NC, w/hardware, (#6267) 2.99
- 500 PC-HARDWARE SURPRISE, (approx.) 1 lb. asst. screws, washers, etc. (#6271) 2.99
- 30-9V BATTERY CLIPS, snap connector, coded, insulated leads, (#6286) 2.99
- 6-WATCH GUIS, 5-function, LED style, assorted sizes, untested, (#6287) 2.99
- 10-HEAVY DUTY COILS, 1/2" dia, 6 ft. 14 gauge, (#6291) 2.99
- 20-SINGLE PIN LEDS, green, micro style, 3V 10mA, 100% (#6293) 2.99
- 40-LED/TRANSISTOR SOCKETS, "snap-in", 3 pc leads, for TO-5, 18, 46, etc. (#6297) 2.99
- 200-PRE-FORMED 1/2 WATERS, popular values, some 5 & 10 %ers, (#6246) 2.99
- 50-SCRS & TRIACS, assorted values, 10 Amp TO-220, untested, (#6337) 2.99
- 1-CB CONVERTER, receives CB on car radio, 12 VDC operation, (#5193) 2.99
- 40-EDGE CONNECTORS, asst. 4 & 6 pin, 2-sided, pc leads, (#6344) 2.99
- 20-6 CELL BATTERY HOLDERS, for AA size cells, 9V clip receptacle, (#6386) 2.99
- 60-THERMAL FUSES, break at 157 F, 14 gauge axial leads, (#6367) 2.99
- 4-0-8" HOBBY READOUTS, 4 digit panels, 1 cm. Cathode, untested, (#6384) 2.99
- 25-TINY SLIDE SWITCH, only 3/7" cube, SPDT, PC leads, (#6385) 2.99
- 50-TO-5 TRIACS, 50-600 prv., 3 lead TO-5 cans, 60%+ yield, (#6321) 2.99
- 30-PLASTIC POWERS, 25 watt, npn & pnp, 50-200 mvcb, TO-220, (#6237) 2.99
- 100-2 WATT RESISTORS, assorted carbons, films, etc. some 5%ers, (#6238) 2.99
- 10-HOBBY VOLTAGE REGULATORS, TO-3, assorted voltages, untested, (#3330) 2.99
- 25-LOGIC DISCS, 9148 series, 13 1/8" dia, 1/8" thick, (#6294) 2.99
- 150-PLUGS & SOCKETS, assorted types & styles, wide variety, (#3527) 2.99
- 15-PA-263 PC BOARDS, for GE PA-263 stereo amps, pre-cut, (#2013) 2.99
- 40-STEREO INDICATORS, tiny red 1.5V bulbs, for Hi-Fi replacement, (#6244) 2.99
- 40-800V 1A RECTIFIERS, type IN4006, epoxy, axial leads, (#6245) 2.99
- 4-2A 50HV BRIDGES, silicon, full wave rectifiers, TO-5 case, (#6248) 2.99
- 10-QUAD PHONO JACKS, 4 RCA jacks on 2 x 1/2" Bakelite strip, (#6249) 2.99
- 50-MODULAR SWITCHES, 6 Centralab, "push-on" DPDT, 600V, (#3150A) 2.99
- 150-400V RECTIFIERS, IN4000 series, 50 to 1000V, (#2417) 2.99
- 15-THUMBWHEEL TRIM POTS, snap-in type, assorted values, (#6219) 2.99
- 150-MICA CAPS, popular values by assorted manufacturers, (#6265) 2.99
- 1-I-R. DIODE, 5-9 watts, hetero-junction coax, for Pulse mode, (#6445) 2.99
- 200-BULBPLATES, asst. resistor-capacitor networks, various values, (#6282) 2.99
- 150-METAL CAN TRANSISTORS, asst. 2N-5, 1, 18, some unmarked, (#2603) 2.99
- 24-1M-340T VOLTAGE REGULATORS, untested TO-220, may incl. 5-24V, (#6265) 2.99
- 150-POLYSTYRENE CAPS, assorted types, styles, & sizes, all good, (#2729) 2.99
- 100-PLASTIC LENSES, assorted styles, & colors, (#6266) 2.99
- 250-CERAMIC CAPS, asst. tubulars, NPO's, temp. coefficient, etc. (#5839) 2.99
- 60-THERMISTORS, various types & styles, neg. coefficient, 100%, (#4089) 2.99
- 25-IC SOCKETS, asst. 24, 28, & 40 pin sockets on G-10 board, (#6380) 2.99
- 25-MINI PLUG & CABLE SETS, 3.5mm plug, 6" insulated 2 cond. leads, (#6269) 2.99
- 20-RCA PHONO JACKS, popular HiFi jack on a Bakelite strip, (#6230) 2.99
- 150-PRE-FORMED DISCS, asst. values, for PC use, mixed values, (#6268) 2.99
- 50-AXIAL ELECTROS, asst. values, volts, sizes, What a buy!, (#3227) 2.99
- 100-METALLIC RESISTORS, mostly 1/2 watters, asst. val. 1-5% tol, (#6280) 2.99
- 100-POWERS POWERS, 3 to 7 watt power resistors, (#6281) 2.99
- 15-IGNITION SUPPRESSION CAPS, for auto radios, decks, etc. 0.5 mF (#6224) 2.99
- 200-COILS & CHOKES, asst. RF, OSC, IF, and peaking types, (#6283) 2.99
- 50-POWER TAB TRANSISTORS, plastic NPN, TO-220, asst. types, untested, (#2425) 2.99
- 24-SKINNY TRIM POTS, multi & single turn, slide, etc. (#6285) 2.99
- 30-HOBBY OPTO COUPLERS, untested, mini DIP, 1500V isolation, (#6269) 2.99
- 10-2N3055 HOBBY TRANSISTORS, manuf. fallout, TO-3, U-test, (#6624) 2.99
- 100-DTL IC's, mostly dual ik flip flops, marked, 100% prime, (#6444) 2.99
- 200-ONE WATERS, asst. 1W resistors, mostly carbons, some 5%ers, (#6284) 2.99
- 40-INSTRUMENT KNOBS, for hall round shafts, some w/poinets, (#6498) 2.99
- 15-LINE CORDS, heavy-duty, 18 gauge, 6', molded plug, 2-cond., (#6499) 2.99
- 150-POLYSTYRENE CAPS, asst. values, for PC use, mixed values, (#6268) 2.99
- 15-DIGIT READOUTS, flat pak w/bubble mag, 120' high, 14 pin, (#5558) 2.99
- 10-ASST. READOUTS, various types, colors, and styles, (#5862) 2.99
- 15-5 JUMBO LEDS, assorted styles and colors, all new & 100%, (#2079) 2.99
- 4-0-3" DIGITS ON A DIP, com. cathode, mtlpx, w/bubble mag. (#1887) 2.99
- 6-8-1/2 DIGIT LED DISPLAY, 1/8" high digits, com. cathode, 2V, 25 mA (#6009) 2.99
- 8-INCANDESCENT READOUTS, asst. 5 & 6 volt, 5/16" high, com. anode, (#6645) 2.99
- 4-0-3" READOUTS, red FND 507, common anode, PC leads, 7-seg. LED, (#2950) 2.99
- 2-RUBBER DUCKIE, scanner antenna, VHF-Hi, 1/8" threaded stud, (#6137) 2.99
- 40-IN4148 SWITCHING DIODES, 4 nsec. 100V, 10 mA, axial, 100%, (#6623) 2.99
- 5-SETS-COMPUTER TAPE HEADS, play/record & erase sets, digital appl. (#6646) 2.99
- 3-SHIELDED AUDIO CABLES, 2 cond., with RCA plugs at each end, (#6412) 2.99
- 6-Y ADAPTER, shielded, 2 motorola plugs to 1 motorola jack, (#5974) 2.99
- 200-HI-QUALITY RESISTORS, asst. carbons, some metallic, some 5%ers, (#6627) 2.99
- 40-RADIO/TV KNOBS, various styles, shapes, & colors, w/ w/o shafts, (#6628) 2.99
- 20-PANEL SWITCHES, asst. types, multi & single, etc. (#6629) 2.99
- 30-PAIRS-RCA PLUGS & JACKS, popular for Hi-Fi, speakers, etc. (#6630) 2.99
- 100-IN914 SWITCHING DIODES, 4 nsec. axial, glass, untested, (#6632) 2.99
- 4-2N3055 NPN TRANSISTORS, 115 watts, 15 amps, TO-3, 100% material, (#6633) 2.99
- 80-UPRIGHT MYLAR CAPS, incl. asst. epoxy, plastic, polystyrene, etc. (#6634) 2.99
- 20-NE-2 BULBS W/RESISTOR, neon, plugs right into 110 VAC, (#6620) 2.99
- 100-1/2 WATT METAL FILM, asst. resistors, color-coded, axial leads, (#6621) 2.99
- 100-PRE-FORMED 1/4 WATERS, assorted values, pre-cut for PC appl. (#6622) 2.99


ORDERING DEADLINE: September 1, 1980
Discount To Be Taken BEFORE Postage Is Added.

POLY PAKS
P.O. BOX 942, E7
SOUTH LYNNFIELD,
MASS. 01940

SEND FOR FREE CATALOG

HOW TO ORDER
We honor MASTERCARD, VISA, check, and C.O.D.
Order by phone or mail. Minimum order \$10
Please state Cat. No. & description, name & amount of magazine. POSTAGE USA: add \$3. CANADIAN & other FOREIGN: add \$10. US funds. Excess will be returned. OPEN ACCOUNTS: must be listed & rated on D & B Net 30. \$25 Minimum. PHONE: 617-245-3824. C.O.D. ORDERS: Payment must be made in Cash. Postal Money Order, or Certified Check. C.O.C. charges will be added to the order.

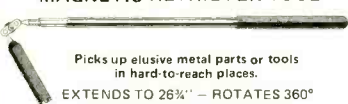
MINIATURE SCREWDRIVER



RUGGED CONSTRUCTION
1000'S OF USES - 1/8" TIP

4 3/4" 2/\$1.00

MAGNETIC RETRIEVER TOOL



Picks up elusive metal parts or tools in hard-to-reach places.

EXTENDS TO 26 3/4" - ROTATES 360°
STRONG, LIFETIME MAGNET

MRT-2281 \$3.95

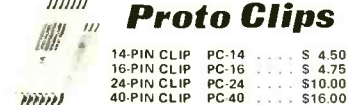
CONTINENTAL SPECIALTIES

LOGIC PROBE KIT




SPECIFICATIONS
Input Impedance: 300,000 Ohms.
Thresholds: "Lo" 30%Vcc - "Hi" 70%Vcc
Maximum Speed: 300 nsec., 1.5MHz
Input Protection: ±50VDC continuous 117VAC for 15 sec.
Power: 30mA @ 5V - 40mA @ 15V - 25V max. reverse voltage protected; 36" cable with color coded clips included.
Operating Temp.: 0-50°C.
Dimensions: 5.8L x 1.0W x 0.7D in. (147 x 25 x 18mm)
Weight: 30 oz. (85 gm)
LPK-1 \$21.95/Kit

Proto Clips



14-PIN CLIP	PC-14	\$ 4.50
16-PIN CLIP	PC-16	\$ 4.75
24-PIN CLIP	PC-24	\$10.00
40-PIN CLIP	PC-40	\$16.00

Proto Boards



PB-6	\$17.95
PB-100	19.95
PB-101	22.95
PB-102	26.95
PB-103	44.95
PB-104	55.95
PB-203	99.95
PB-203A	155.00
PB-203A-Kit	131.00

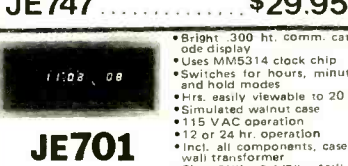
Jumbo 6-Digit Clock Kit



- Four .630" ht. and two .300" ht. common anode displays
- Uses MM5314 clock chip
- Switches for hours, minutes and hold functions
- Hours easily viewable to 30 feet
- Simulated walnut case
- 115VAC operation
- 12 or 24 hour operation
- Includes all components, case and wall transformer
- Size: 6 3/4" x 3 3/4" x 1 3/4"

JE747 \$29.95

JE701



- Bright .300 ht. comm. cathode display
- Uses MM5314 clock chip
- Switches for hours, minutes and hold modes
- Hours easily viewable to 20 ft.
- Simulated walnut case
- 115 VAC operation
- 12 or 24 hr. operation
- Incl. all components, case & wall transformer
- Size: 6 3/4" x 3 3/8" x 1 3/4"

6-Digit Clock Kit \$19.95

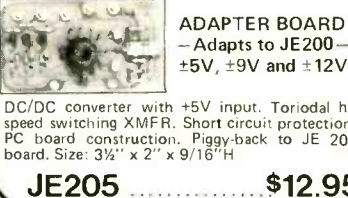
Regulated Power Supply



Uses LM309K. Heat sink provided. PC board construction. Provides a solid 1 amp @ 5 volts. Can supply up to +5V, ±9V and +12V with JE205 Adapter. Includes components, hardware and instructions. Size: 3 1/2" x 5" x 2 1/4"

JE200 \$14.95

ADAPTER BOARD



Adapts to JE200 - ±5V, ±9V and ±12V


DC/DC converter with +5V input. Toroidal hi-speed switching XMFR. Short circuit protection. PC board construction. Piggy-back to JE 200 board. Size: 3 1/2" x 2" x 9/16" H

JE205 \$12.95

MICROPROCESSOR COMPONENTS

8080A/8088A SUPPORT DEVICES		MICROPROCESSOR MANUALS	
8080A	CPU	\$ 7.95	
8212	8-Bit Input/Output	3.25	M-280 User Manual \$7.50
8214	Priority Interrupt Control	5.95	M-GDP1802 User Manual 7.50
8216	Bi-Directional Bus Driver	3.49	M-2650 User Manual 5.00
8224	Clock Generator/Driver	3.95	
8226	Bus Driver	3.49	
8238	System Controller/Bus Driver	4.95	
8238	System Controller	5.95	
8251	Prog. Comm. 1/0 (USART)	14.95	
8253	Prog. Interval Timer	14.95	
8255	Prog. Periph. 1/0 (PPM)	9.95	
8257	Prog. DMA Control	19.95	
8259	Prog. Interrupt Control	19.95	
6800/6800 SUPPORT DEVICES			
MC6800	MPU	\$14.95	
MC6802CP	MPU with Clock and Ram	24.95	
MC6810AP	128X8 Static Ram	5.95	
MC6821	Periph. Inter. Adapt (MC6820)	7.49	
MC6828	Priority Interrupt Controller	12.95	
MC6830LB	1024X8 Bit ROM (MC68A30-8)	11.95	
MC6850	Asynchronous Comm. Adapter	7.95	
MC6852	Synchronous Serial Data Adapt	9.95	
MC6860	0-600 bps Digital MODEM	12.95	
MC6862	2400 bps Modulator	14.95	
MC6880A	Quad 3-State Bus Trans. (MC68T26)	2.25	
MICROPROCESSOR CHIPS - MISCELLANEOUS			
Z80(780C)	CPU	\$13.95	
Z80A(780-1)	CPU	15.95	
CDP1802	CPU	19.95	
2650	MPU	19.95	
6302	CPU	11.95	
80135	8-Bit MPU w/clock, RAM, 1/0 lines	19.95	
P8085	CPU	19.95	
TMS9900JL	16-Bit MPU w/hardware, multiply & divide	49.95	
SHIFT REGISTERS			
MM500H	Dual 25 Bit Dynamic	5.50	
MM503H	Dual 50 Bit Dynamic	50	
MM504H	Dual 16 Bit Static	50	
MM506H	Dual 100 Bit Static	50	
MM510H	Dual 64 Bit Accumulator	50	
MM5016H	500/512 Bit Dynamic	89	
2504T	1024 Dynamic	3.95	
2518	Hex 32 Bit Static	4.95	
2522	Dual 132 Bit Static	2.95	
2524	512 Static	99	
2526	1024 Dynamic	2.95	
2527	Dual 256 Bit Static	2.95	
2528	Dual 250 Static	4.00	
2529	Dual 240 Bit Static	2.95	
2532	Quad 80 Bit Static	2.95	
3341	File	6.95	
74L5670	4Kx4 Register File (TriState)	2.49	
UART'S			
A-Y-5-1013	30K BAUD	5.95	

Function Generator Kit



Provides 3 basic waveforms: sine, triangle and square wave. Freq. range from 1 Hz to 100K Hz. Output amplitude from 0 volts to over 6 volts (peak to peak). Uses a 12V supply or a ±6V split supply. Includes chip, P.C. Board, components & instructions.

JE2206B \$19.95

DIGITAL THERMOMETER KIT



- Dual sensors - switching control for in door/outdoor or dual monitoring
- Continuous LED 8" ht. display
- Range: -40°F to 99.9°F / -40°C to 100°C
- Accuracy: ±1% nominal
- Set for Fahrenheit or Celsius reading
- 3"rm. walnut case (A/C wall adapter incl.)
- Size: 3 1/4" x 6 5/8" x 1 3/8" D

JE300 \$39.95

DESIGNERS' SERIES

Blank Desk-Top Electronic Enclosures



- High strength epoxy molded end pieces in mocha brown finish.
- Sliding rear/bottom panel for service and component accessibility.
- Top/bottom panels .080 thk alum. Aladine type 1200 finish (gold tint color) for best paint adhesion after modification.
- Vented top and bottom panels for cooling efficiency.
- Rigid construction provides unlimited applications.

CONSTRUCTION:
The "DTE" Blank Desk Top Electronic Enclosures are designed to blend and complement today's modern computer equipment and can be used in both industrial and home. The end pieces are precision molded with an internal slot (all around) to accept both top and bottom panels. The panels are then fastened to 1/4" thick tabs inside the end pieces to provide maximum rigidity to the enclosure. For ease of equipment servicing, the rear/bottom panel slides back on slotted tracks while the rest of the enclosure remains intact. Different panel widths may be used while maintaining a common profile outline. The molded end pieces can also be painted to match any panel color scheme.

Enclosure Model No.	Panel Width	PRICE
DTE-8	8.00"	\$29.95
DTE-11	10.65"	\$32.95
DTE-14	14.00"	\$34.95

\$10.00 Min. Order - U.S. Funds Only
Calif. Residents Add 6% Sales Tax
Postage - Add 5% plus \$1 Insurance (if desired)

Spec Sheets - 25¢
1980 Catalog Available - Send 41¢ stamp

7.80

Jameco ELECTRONICS

PHONE ORDERS WELCOME
(415) 592-8097

MAIL ORDER ELECTRONICS - WORLDWIDE
1355 SHOREWAY ROAD, BELMONT, CA 94002
PRICES SUBJECT TO CHANGE

The Incredible "Pennywhistle 103"



\$139.95 Kit Only

The Pennywhistle 103 is capable of recording data to and from audio tape without critical speed requirements for the recorder and it is able to communicate directly with another modern and terminal for telephone "hamming" and communications. In addition, it is free of critical adjustments and is built with non-precision, readily available parts.

Data Transmission Method Frequency Shift Keying, full-duplex (half-duplex selectable)
Maximum Data Rate 300 Baud.
Data Format Asynchronous Serial (return to mark level required between each character)
Receive Channel Frequencies 2025 Hz for space, 2225 Hz for mark, 2225 mark.
Transmit Channel Frequencies Switch selectable Low (normal) 1070 space, 1270 mark, High = 025 space, 2225 mark.
Receive Sensitivity -46 dbm acoustically coupled
Transmit Level 15 dbm normal. Adjustable from -6 dbm to -20 dbm
Receive Frequency Tolerance Frequency reference automatically adjusts to allow for operation between 1800 Hz and 2400 Hz
Digital Data Interface 64 RS-232C or 20 mA current loop (receiver is optoisolated and non polar)
Power Requirements 120 VAC, single phase, 10 Watts
Physical All components mount on a single 5' by 9' printed circuit board. All components included
Requires a VOM, Audio Oscillator, Frequency Counter and/or Oscilloscope to align

TRS-80 16K Conversion Kit

Expand your 4K TRS-80 System to 16K.
Kit comes complete with:
• 8 each UPD416-1 (16K Dynamic Rams) 250NS
• Documentation for conversion

TRS-16K \$59.95

JUST WRAP™



- 30 AWG wire
- Daisy chain or point-to-point
- No stripping or slitting required - just wrap
- .025" square posts
- Built-in cut off
- Includes 50' of wire


Part No.	Wire Color	Price
JW-1-B	Blue	\$14.95
JW-1-W	White	14.95
JW-1-Y	Yellow	14.95
JW-1-R	Red	14.95

JUST WRAP™ Replacement Wire

Part No.	Color	Price
R-JW-B	Blue	50 ft. roll \$2.98
R-JW-W	White	50 ft. roll 2.98
R-JW-Y	Yellow	50 ft. roll 2.98
R-JW-R	Red	50 ft. roll 2.98

JUST WRAP™ Unwrap Tool \$3.49

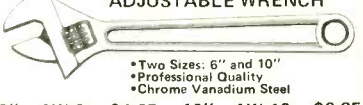
Vacuum Vise



Vacuum-based light-duty vise for small components and assemblies. ABS construction. 1 1/2" jaws, 1 1/2" travel. Can be permanently installed.

VV-1 \$3.49

ADJUSTABLE WRENCH



- Two Sizes: 6" and 10"
- Professional Quality
- Chrome Vanadium Steel

6" - AW-6 .. \$4.95 10" - AW-10 .. \$6.95

JOYSTICK VIDEO CONTROLLER



- IDEAL FOR ALL VIDEO GAMES OR REMOTE CONTROL PROJECTS
- SMALL CASE SIZE: 1-1/2"H x 2-3/8"W x 4-5/16"L
- 2 MINIATURE POTENTIOMETERS - 40K OHM EACH
- SPST PUSH BUTTON CONTROL
- 5-WIRE CONNECTION CABLE - 5 FEET LONG
- RUGGED PLASTIC CASE

JVC-40 \$4.95 each

Electronics Classified

REGULAR CLASSIFIED: COMMERCIAL RATE: For firms or individuals offering commercial products or services, \$2.75 per word. Minimum order \$41.25. **EXPAND-AD® CLASSIFIED RATE:** \$4.10 per word. Minimum order \$61.50. Frequency discount: 5% for 6 months; 10% for 12 months paid in advance. **PERSONAL RATE:** For individuals with a personal item to buy or sell, \$1.60 per word. No minimum! **DISPLAY CLASSIFIED:** 1" by 1 column (2-1/4" wide), \$330. 2" by 1 column, \$660.00. 3" by 1 column, \$990.00. Advertiser to supply film positives. For frequency rates, please inquire. **GENERAL INFORMATION:** Ad copy must be typewritten or clearly printed. Payment must accompany copy except when ads are to be billed on credit cards — American Express, Diners Club, Master Charge, VISA (supply expiration date) — or when ads are placed by accredited advertising agencies. First word in all ads set in caps. All copy subject to publisher's approval. All advertisers using Post Office Boxes in their addresses **MUST** supply publisher with permanent address and telephone number before ad can be run. Advertisements will not be published which advertise or promote the use of devices for the surreptitious interception of communications. Ads are not acknowledged. They will appear in first issue to go to press after closing date. Closing Date: 1st of the 2nd month preceding cover date (for example, March issue closes January 1st). Send order and remittance to Classified Advertising, **POPULAR ELECTRONICS**, One Park Avenue, New York, N.Y. 10016. For inquiries, contact Linda Lemberg at (212) 725-7686.

FOR SALE

FREE! Bargain Catalog — I.C.'s, LED's, readouts, fiber optics, calculators parts & kits, semiconductors, parts. Poly Paks, Box 942PE, Lynnfield, Mass. 01940.

GOVERNMENT and industrial surplus receivers, transmitters, snooperscopes, electronic parts, Picture Catalog 25 cents. Meshna, Nahant, Mass. 01908.

LOWEST Prices Electronic Parts. Confidential Catalog Free. KNAPP, 4750 96th St N., St. Petersburg, FL 33708.

ELECTRONIC PARTS, semiconductors, kits. FREE FLYER. Large catalog \$1.00 deposit. BIGELOW ELECTRONICS, Bluffton, Ohio 45817.

RADIO — T.V. Tubes — 49 cents each. Send for free catalog. Cornell, 4213 University, San Diego, Calif. 92105.

AMATEUR SCIENTISTS, Electronics Experimenters, Science Fair Students ... Construction plans — Complete, including drawings, schematics, parts list with prices and sources ... Robot Man — Psychedelic shows — Lasers — Emotion/Lie Detector — Touch Tone Dial — Quadraphonic Adapter — Transistorized Ignition — Burglar Alarm — Sound Meter ... over 60 items. Send \$1.00 (no stamps) for complete catalog. Technical Writers Group, Box 5994, University Station, Raleigh, N.C. 27650.

SOUND SYNTHESIZER KITS — Surf \$16.95, Wind \$16.95, Wind Chimes \$22.95, Musical Accessories, many more. Catalog free. PAIA Electronics, Box J14359, Oklahoma City, OK 73114.

TELETYPE EQUIPMENT: Copy Military, Press, Weather, Amateur, Commercial Transmissions. Catalog \$1.00. **WEATHER MAP RECORDERS:** Copy Satellite Photographs, National-Local Weather Maps. Learn How! \$1.00. Atlantic Sales, 3730 Nautilus Ave., Brooklyn, NY 11224. Phone: (212) 372-0349.

BUILD AND SAVE TELEPHONES, TELEVISION, DETECTIVE, BROADCAST Electronics. We sell construction plans with an Engineering Service. Speakerphones, Answering Machines, Carphones, Phonevision, Dialers, Color TV Converters, VTR, Games, \$25 TV Camera, Electron Microscope, Special Effects Generator, Time Base Corrector, Chroma Key. Engineering Courses in Telephone, Integrated Circuits, Detective Electronics. **PLUS MUCH MORE.** NEW Super Hobby Catalog PLUS year's subscription to Electronic News Letter, \$1.00. Don Britton Enterprises, 6200 Wilshire Blvd., Los Angeles, Calif. 90048.

NAME BRAND Test Equipment. Guaranteed discounts up to 50%. Free catalog. Salen Electronics, Box 82, Skokie, IL 60077.

UNSCRAMBLERS FOR any scanner. Several models available. Free literature. Capri Electronics, 8753T Windom, St. Louis, MO 63114.

Telephone Listening Device

Record telephone conversations in your office or home. Connects between any cassette or tape recorder and your telephone or telephone LINE. Starts automatically when phone is answered. Records both sides of phone conversation. Stops recorder when phone is hung up. This device is not an answering service.



Each
\$18.95

Qty. Disc Avail.

Super Powerful Wireless Mic

10 times more powerful than other mics. Transmits up to 1/4 mile to any FM radio. Easy to assemble kit. 15V battery (not incl.)

Call (305) 725-1000 or send \$18.95 + \$1.00 shipping per item to USI Corp., P.O. Box PE-2052, Melbourne, FL 32901. COD's accepted. For catalog of transmitters, voice scramblers and other specialty items, enclose \$2.00 to USI Corp.

UNSCRAMBLERS, seven models available to decode police, ambulance, and fire coded transmissions. Other scanner devices. Tone encoders/decoders. Telephone accessories, etc. Free Catalog. KRYSTAL KITS, Box 445, Bentonville, AR 72712. (501) 273-5340.

POLICE/FIRE SCANNERS, crystals, antennas, CBs, Radar Detectors. HPR, Box 19224, Denver, CO 80219.

CB RADIOS, VHF-UHF Scanners, Crystal, Antennas, Radar Detectors. Wholesale. Southland, Box 3591, Baytown, TX 77520.

PRINTED CIRCUIT supplies, chemicals, tools, artwork, plating solutions. Major credit cards. Catalog \$2.00, refundable. CIRCOLEX, Box 198, Marcy, NY 13403.

RECONDITIONED TEST EQUIPMENT \$1.00 for catalog. WALTER'S TEST EQUIPMENT, 2697 Nickel, San Pablo, CA 94806. (415) 758-1050.

NEGATIVE ION GENERATORS AND ACCESSORIES. (Kits). Fascinating details — \$1.00. Golden Enterprises, Box 1282-PE, Glendale, Arizona 85311.

SATELLITE TV FOR THE HOME

Our receiver lets you get over 75 channels of television directly from earth-orbiting cable TV satellites! HBO, Showtime, super stations, sports and movies from around the world.

Sick of Network TV? Buy Complete or Build our kit and save!

Our 24-channel receiver provides "studio quality" TV reception. Easy to install! Ultra low power consumption! Brilliant color! Works anywhere! FCC licensing no longer required. **Order today!**

Complete details covered in our Home Earth Station manual. Send \$7.95 today (refundable against any purchase), or call:

24-hour C.O.D. Hotline
(305) 869-4283
SPACECOAST RESEARCH
Dept. H, P.O. Box 442, Altamonte Springs, FL 32701



TREMENDOUS BUYS In New And Gov't Surplus Equipment

Dial Telephone "SUPER BUY"

• Save us the labor costs of cleaning and polishing and save \$555 on standard dial telephones. Work on any commercial system. Complete. (no parts missing) in good working order. Your choice of desk or wall models. These are take-outs from commercial service (no tats) — instructions furnished.

Wall Model: #713 WPE **\$7.95** Prepaid in U.S.A.
Desk Model: #715 PE **\$7.95** Dats not include HAWAII ALASKA P.R.

FREE CATALOG Shows BIG SAVINGS On

• ELECTRONICS • ELECTRICAL • ALARM SYSTEMS • TELEPHONES • PUMPS
• BRIDGES • CAR MOTORS • WINCHES • SURVEYING INSTRUMENTS
• GENERATORS • COMPRESSORS • HYDRAULICS • POWER TOOLS • WELDERS
• POWER PLANTS • CHEMICAL SPRAYING • TARPULINS • MANY OTHERS!

Surplus Center Box 82209-PE Lincoln, Ne. 68501



NEW ELECTRONIC PARTS. Continuously stocked. Stamp brings catalog. Daytaro Electronics, 3029 N. Wilshire Ln. Arlington Hts., IL 60004.

SATELLITE TELEVISION — Build or buy your own earth station. Article gives much hard to find, necessary information. Send \$3.00. Satellite Television, R.D. 3, Box 140, Oxford, NY 13830.

NEW CATALOG of low cost electronic parts. Send for FREE copy. ALL ELECTRONICS CORP., Dept. F, 905 S. Vermont Ave., Los Angeles, CA 90006.

RF POWER TRANSISTORS plus TV, audio, radio, VTR transistors, and more. IC's, diodes. B & D Enterprises, P.O. Box 32, Mt. Jewett, PA 16740. (800) 458-6053

FREE CA3140 OpAmp with every order. All top quality merchandise. Send for bargain catalog. KEY ELECTRONICS, Box 3506P, Schenectady, NY 12303.

ELECTRONIC CATALOG. Over 300 pages. Parts & components. Everything needed by the hobbyist or technician. \$2.00 (U.S. funds) Postage & handling, refundable with first \$15.00 order. T. & M Electronics, 472 East Main St., Patchogue, NY 11772. (516) 289-2520.

POLICE SCANNERS — WHOLESALE PRICES. Over 25 models. Bearcat 300 — \$379.95. Regency M 100 — \$209.95. Bearcat 220 & 250 — \$269.95. Same day shipping. VISA/MC. (415) 573-1624. Free catalog. Write: Scanners Unlimited, 1199 A Laurel Street, San Carlos, CA 94070.

SAVE 50%. Build your own speaker system. Write: McGee Radio Electronics, 1901 McGee Street, Kansas City, Missouri 64108.

HOW TO BUILD CROSSOVERS. Send S.A.S.E. for catalog of crossover information publications. Mesalab, Dept. PE, 3942 Mesa Avenue, Sarasota, FL 33583.

OSI CHALLENGER 1P — Superboard II. 90 page step-by-step programming manual. \$5.95 + \$1.00 P&H. TIS, Box 921-PE, Los Alamos, NM 87544.

PRINTED CIRCUIT BOARDS, your artwork. Quick delivery. Reasonable. Atlas Circuits, Box 974, Waynesville, NC 28786. (704) 456-3739.

PCB AS LOW AS 15¢ sq.-in., Free Drilling, Also PTH. International Enterprise, 12507 Brent, Cerritos, CA 90701.

UNSCRAMBLERS \$19.95 and up. Free information. Dealers inquiries invited. Oak Valley Enterprises, Route 1, Grand Marsh, WI 53936.

HORNS-WOOFERS-MIDS-TWEETERS at tremendous OEM savings. Altec, Electro-Voice, Philips, Peerless Polydax and many others. Dozens of hard to find items used in major manufacturers most expensive systems. Huge selection of crossover network components, automobile systems, and musical instrument loudspeakers. Send \$2.00 for catalog, refundable with purchase. SRC Audio, Dept. PE7, 3238 Towerwood Dr., Dallas, TX 75234.

OLD RADIO, TV, Phono Schematics, send \$1.00, refundable, stating needs to: Oldies, 6116 Mary Ellen Ave., Van Nuys, CA 91401.

SATELLITE TV RECEPTION 36-page "How-To" Book. Complete reprint of Bob Cooper's 7-article series from Radio-Electronics Magazine. \$6.00 postpaid U.S. and Canada. All others add \$3.00 postage. N.Y.S. residents add 48¢ sales tax. SATELLITE TV RECEPTION, Box A, Radio Electronics, 45 East 17th Street, New York, NY 10003.

ELECTRONIC SURPLUS. You can have a list of over 50 Electronic Surplus Dealers. You can buy from or sell to. These are some of the dealers your local Electronic Store is probably buying from now, and marking it up to you. Send \$2.00 to: ELECTRONIC SURPLUS DEALERS, P.O. Box 2483, Orange, CA 92669.

HAMS, CBERS, SWLS, ELECTRONICS BUFFS! Parts, kits and plans now available for Popular Electronics projects. MORSE-A-WORD: Circuit boards \$24.00; Essential parts kit \$99.95; Complete four character kit \$149.95; Eight character kit \$169.95; Wired \$249.95. RTTY READER: Boards \$24.00; Complete kit \$189.95; Wired \$269.95. S&H \$5.00 kits; 1.5" boards. Use VISA/Mastercard. (414) 241-8144. Write for catalog. MICROCRAFT, POB 513PE, Thiensville, WI 53092.

SATELLITE TELEVISION—SATELLITE WEATHERFAX Will your receiving antenna clear local obstructions? Get **ANTENNA AIMING DATA** for geostationary satellites, custom computed for your latitude and longitude. Included is chart of U.S. and International satellites around the globe and instructions on how to find them in the sky. Send \$5.00 to: **COMPUSAT**, 643 South Route 83, Elmhurst, IL 60126.



I.C. PULLER TOOL
Save time! 8 to 40 pin plug-in chips removed easily. Slimline, rugged and nickel plated for long life. Send \$6.95 plus 50¢ postage to:
Steve Robinet, Box 144 Hoppers, Iowa 51238

AUDAX and SEAS raw drivers and speaker kits. Wholesale-Retail. Dynaco replacement woofers and tweeters. For comprehensive catalogue of specifications, technical information, and accessories for the speaker builder, send \$2, refundable upon purchase to: **The Speaker Works, Box 303, Dept. P.E., Canaan, NH 03714.**


RECORDS — TAPES! Discounts to 73% All labels; no purchase obligations; newsletter; discount dividend certificates. 100% guarantees. Free details. **Discount Music Club, 650 Main St., Dept. 5-0780, New Rochelle, NY 10801.**

SOLAR BREAK-THRU

4" x 6" solar panel powers anything operating on 3V, 6V or 9V up to 50ma. Includes reflectors and patch cord. \$24.95—use VISA/MC (800) 638-2000.
In Md (301) 933-4801.
Solar World, Suite 603
10750 Columbia Pike
Silver Spring, MD 20901

SHORT WAVE LISTENERS! Check out our new all band KRS "active" receiving antenna! Covers 200 KHZ-50 MHZ and is under 4 ft. in length. Works anywhere! Great for mobile homes or in town condos. Introductory price \$115.00. Free catalog. **Radio West, 3417 Purer Road, Escondido, CA 92025. (714) 741-2891.**

RESISTORS 1/4W, 1/2W5%CF. 2.2-ohm through 4.7 meg. stocked. .03¢ ea. plus \$1.00 shipping. **JR INDUSTRIES, 5834-A Swancreek, Toledo, OH 43614.**



MAKE IT

Audiodik 62, 6 in/2 out pro mic mixer perfect for live recording. Can be assembled in just hours. Features treble, bass, pan, cue, echo, gain control on all inputs. Kit . . . \$265. Assembled . . . \$395. Send check or money order to: **Audiomarketing, 652 Glenbrook Rd., Stamford, CT 06906** or call us Toll Free at 800-243-2598.

CABLE TV DESCRAMBLERS AND CONVERTERS. Build or buy. Plans and parts. For information send \$2.00. **C&D Company, P.O. Box 26, Hudsonville, MI 49426.**

ION GENERATOR. Output 10X others. \$79.95, \$64.95 (kit). Professional Ionizers, 204-PE N. Hydraulic, Wichita, KS 67214.

COMPUTER EQUIPMENT

Now decode exotic radio signals

Field Day is a real computer that reads all kinds of coded radio transmissions. Not only Morse code, but radioteletype, press wire reports and ASCII computer talk. Transmits code speeds. Built-in 24 hour clock. Wired, tested, full-year warranty. 15-day trial. Easy hook-up to any receiver. \$467.95 UPS. Imp. Charge, check or C.O.D. No risk!

Kantronics, Inc., 1202 E. 23rd St. Lawrence, KS 66044
Amateur radio manufacturers. (913) 842-7745

FLOPPY DISKS and COMPUTER PERIPHERALS at DISCOUNT PRICES. **AB COMPUTERS, 115-E East Stump Road, Montgomeryville, PA 18936. (215) 699-5826.**

APPLE HOBBYISTS, dealers send \$2.00 for Volume One Dandelion Report. Contains programming, applications instructions, software. **Dandelion Micro Products, P.O. Box 615, Mt. Vernon, IL 62864.**

PASCAL WANTED? Need 6800 CPU, 6850 serial I/O port, 32K memory, video term and KC cassette on port! Information: **Stein, Box 313, Raritan, NJ 08869.**

ATTENTION HOME COMPUTER OWNERS: Take some of the drudgery out of the kitchen with **KITCHEN AIDE.** Helps plan daily menus, makes shopping lists, and more. Programmed in BASIC. Send \$35.95 to: **COMPU-HOME PRODUCTS, Box 405, North Versailles, PA 15137.**

COMPUTER COVERS—TRS-80, Apple, Pet, Printers, Disks, etc. For sample/prices write: **COMPUCOVER, Box 324-PE, Mary Esther, FL 32569. (904) 243-5793.**

METRIC CONVERSION PROGRAM. Converts Metric to English and English to Metric. Can be used on Pet computers with 8K memory. Send \$9.95 to: **D.E. Britton, St. Rt. Box 38, Pritchett, CO 81064.**

HARD COPY PRINTER—For Your Computer. Completely refurbished, Model 33, Friction Feed Receive only. Table Model, 110 Baud, 8 level ASCII, 20 MA Loop, \$279.95. Complete line of options available. Check or M.O. \$50 Deposit on COD orders. N.J. Residents add 5% Sales Tax. **Red Arrow Electronics Corp., 1217 Summit Ave., Union City, NJ 07087. (201) 863-7916.**

TRS-80 USERS™: We have hardware and software. Write for current list. **HARTMANN-LANG, Box 693, Chatham, NJ 07928.**

AMATEUR RADIO

AMATEUR RADIO EQUIPMENT. All major brands plus accessories. New/Used. Call/write for quotes: **AMATEUR RADIO SUPPLY OF NASHVILLE, 615 South Gallatin Rd., Dept. PE, Madison, TN 37115. (615) 868-4956.**

THE EAVESDROPPER™ ANTENNA. Your ear to the world's international shortwave broadcast bands (13 through 60 meters). Fully assembled. \$64.00 plus \$2.50 U.P.S. Literature 50¢. **VISA/Mastercharge. ANTENNA SUPERMARKET, Dept. PE7, Box 563, Palatine, IL 60067. (312) 359-7092.**

C.B. EQUIPMENT

HI-FREQUENCY XTALS. All radios — regular and special, .99¢ each. Walkie-Talkie xtals \$1.00/pair. Dealer inquiries invited. **BUENA PARK STEREO, 8204-P Commonwealth, Buena Park, CA 90621. (714) 522-0202.**

PREPARE FOR NEW CB CHANNELS! Frequency Expander, books, boosters, plans. Catalog \$1. **CB CITY, Box 31500PE, Phoenix, AZ 85046.**

PLANS AND KITS

FREE KIT Catalog contains Test and Experimenter's Equipment. **Dage Scientific Instruments, Box 1054P, Livermore, CA 94550.**

TIGER 500 SIMPLI-KIT

FOR THE DO-IT-YOURSELFER

NOW! a high quality CD ELECTRONIC IGNITION SYSTEM in kit form.

Contains all components and solder to build complete Solid-State Electronic CD Ignition System for your car. Assembly requires less than 3 hours

- Increases MPG 15%
- Increases horsepower 15%
- Plugs and Points last 50,000 miles
- Eliminates 4 or 5 tune-ups
- Instant starting, any weather
- Dual system switch

Fits only 12 volt neg. ground
Only \$26.95 postpaid

Tri-Star Corporation
P.O. Box 1727 Grand Junction Colorado 81501

PRINTED CIRCUIT Boards from sketch or artwork. Kit projects. Free details. **DANOCINTHS Inc., Dept. PE, Box 261, Westland, MI 48185.**

SPEAKERPLANS— Build ANY size speakers without special tools, experience. **FOOLPROOF, illustrated instructions, parts sources. 80% SAVINGS! Rush \$4. SPEAKERPLANS, 334 Pursell, Phillipsburg, NJ 08865.**

NEW-UNSCRAMBLER PLANS. State of art integrated circuit design. Fits all scanners. Complete plans, \$3.95. **Innovative Marketing, Box 7577, Huntington, WV 25777.**

TOP QUALITY SPEAKERS AND KITS. Send \$1.00. **Speaker Warehouse, 809 North Route 441, Hollywood, FL 33021.**

FIBER OPTIC EXPERIMENTER'S KIT. Includes fiber, cable, tools and instructions. Send \$6.00 to: **FIBERTRONICS, Box 322, Primos, PA 19018.**

NEGATIVE ion generator; build with easy-to-get parts for less than kit prices! Complete plans \$5.00. **LUNATRIX, Box 891, Yucaipa, CA 92399.**

STUDIO II Conversion to Microcomputer! Plans \$5.00. Kits available. **ARESCO, Box 1142, Columbia, MD 21045. (301) 730-5186.**

LASERS HANDBOOK with burning, cutting, Ruby Reds, Co's complete plans, books, and parts. Send \$4.00 to: **Famco, Dept. PE, Box 1902, Rochester, NH 03867.**

KIT CATALOG. Send 50¢ to **GI KITS, Dept. PE, Box 2329, Garland, TX 75041.** Electronic kits, solar art, P.C. paste-up pads, electronic word puzzles, electronic study courses. Discount coupons.

STOP THE AGONY. Get yourself a set of custom high quality speakers. For ultra unique speaker design book send \$3.50 to: **Wood "N" Things Workshop, P.O. Box 1043, Binghamton, NY 13902.**

PRINTED CIRCUIT BOARDS, send your sketches or artwork, kit projects. Quick Service. Free Estimates. **ELECTRONIC DESIGN CONCEPTS, 2780 Skyline Circle, Memphis, TN 38127.**

TESLA COIL RESONANT TRANSFORMERS. 50,000 - 5,000,000 Volts, 520W - 3000 Kilowatts, Arcs - 100". Illustrated Construction Manual includes: 5 Powerful Coil Plans (Tube, Sparkgap), Electrical Theory, Designing Procedures, 25 High-Voltage, High-Frequency Experiments, History, Part Suppliers . . . Manual \$15.00. Information Photo \$2.00. **ASTRO-ENGINEERING, 2706 Harbor Bl., Costa Mesa, CA 92626.**

CATALOG OF ELECTRONIC DESIGNS. Preamps, speakers, crossovers, transmitters, linears and more. Catalog and Construction Guide, \$1.00. **Peter Schmitt Enterprises, Dept. EP, P.O. Box 07071, Milwaukee, WI 53207.**

BURGLARS BEWARE— Make your own Auto Protection System. Booklet of 5 easy circuits, \$3.00. **Omni Enterprises, Box 2572(E), Muscle Shoals, AL 35660.**

NEGATIVE ION GENERATOR— Easy to build. Plans and source of parts. \$5.00. **EMCO, P.O. Box 02223-PE, Portland, OR 97202.**

ALARMS

Burglar-Fire Protection

Protect Your Life, Home, Business, Auto, etc.

• Our catalog shows how. Install your own alarm systems and devices and save \$\$\$\$ We offer FREE write-in engineering service

FREE CATALOG Lowest Prices on Reliable, High-Quality Alarm Systems and Devices

Burdex Security Co. Box 82802-PE Lincoln, Ne. 68501

POLICE DIALER \$29.95. Free burglar alarm equipment catalog. **Sasco, 5619P St. John, Kansas City, MO 64123. (816) 483-4612.**

BURGLAR, FIRE, CAR! Finest equipment! Save! Free Catalog. Refundable! **AAS, 186A Oxmoor Road, B'ham, AL 35209.**

HIGH FIDELITY

DIAMOND NEEDLES and Stereo Cartridges at Discount prices for Shure, Pickering, Stanton, Empire, Grado, Audio Technica, Osawa, Satin and ADC. Send for free catalog. **LYLE CARTRIDGES, Dept. P, Box 69, Kensington Station, Brooklyn, New York 11218. Toll Free 800-221-0906 9AM -8PM except Sunday.**

AUDIO, VIDEO, ELECTRONIC PRODUCTS: Best Pricing, Delivery! Personalized Service! **SONY, DBX, Hewlett-Packard, BSR X-10, Multi-Track Equipment, WYCO SALES, P.O. Box 887, Cary, NC 27511. 1-800-334-2483 (N.C. 919-467-8113).**

TUBES

RADIO & T.V. Tubes — 49 cents each. Send for free Catalog. **Cornell, 4213 University, San Diego, Calif. 92105.**

TUBES: "Oldies", Latest. Supplies, components, schematics. Catalog Free (stamp appreciated). **Steinmetz, 7519-PE Maplewood, Hammond, Ind. 46324.**

TUBES-RECEIVING, Industrial and Semiconductors Factory Boxed. Free price sheet including TV, Radio and audio parts list. **Translateronic, Inc., 1365 39th St., Brooklyn, New York 11218. Telephone: (212) 633-2800. Toll free: 800-221-5802.**

PERSONALS

MAKE FRIENDS WORLDWIDE through international correspondence, illustrated brochure free. **Hermes-Verlag, Box 110660/Z, D-1000 Berlin 11, W. Germany.**

MAILORDER SUCCESS! Interested? Free exposé. **TWP-V, Box 6225, Toledo, Ohio 43614.**

HOBBIES

GREAT OUTDOOR FUN
SEARCH ELECTRONICALLY FOR gold, silver, coins and relics with White's Electronics mineral/metal detectors. Pays for itself. U.S. Patented.
For your nearest dealer and free catalog
CALL TOLL FREE
1-800-547-6911



White's Electronics, Inc. Dept PE-0
Sweet Home, OR 97386

3 OLD LIBERTY HEAD NICKELS Only \$1.00. Issued before 1913. Limit 1 set. (Adults Only). Plus price lists. Littleton Coins, HL-17, Littleton, NH 03561.

WANTED

GOLD, Silver, Platinum, Mercury, Tantalum wanted. Highest prices paid by refinery. Ores assayed. Free circular. Mercury Terminal, Norwood, MA 02062.

GOVERNMENT SURPLUS

MANUALS for Govt Surplus radios, test sets, scopes. List \$1.00 (cash). Books, 7218 Roanne Drive, Washington, D.C. 20021.

SURPLUS JEEPS—\$19.30!!—CARS—\$13.50!!—650,000 ITEMS!!—GOVERNMENT SURPLUS!!—Most COMPREHENSIVE DIRECTORY AVAILABLE tells how, where to buy!!—YOUR AREA—\$2.—MONEYBACK GUARANTEE!!—“Government Information Services”, Department GE-31, Box 99249, San Francisco, California 94109.

INSTRUCTION

UNIVERSITY DEGREES BY MAIL! Bachelors, Masters, Ph.D's. Free revealing details. Counseling, Box 317-PE07, Tustin, California 92680.


LEARN WHILE ASLEEP! HYPNOTIZE! Astonishing details, strange catalog free! Autosuggestion, Box 24-ZD, Olympia, Washington 98507.

RADIO BROADCASTING: Become DJ, engineer. Start your own station — investment/experience unnecessary! Receive free equipment, records. Free details. Broadcasting, Box 130-A7, Paradise, CA 95969.

LEARN ELECTRONIC ORGAN SERVICING at home. Completely revised course covers latest models including digital, LSI's, synthesizers, etc. NILES BRYANT SCHOOL, PO Box 20153, Sacramento, CA 95820.

PASS FCC EXAMS

The Original FCC Tests-Answers exam manual that prepares you at home for FCC First and Second class Radiotelephone licenses. Newly revised multiple-choice exams cover all areas tested on the actual FCC exam. Plus "Self-Study Ability Test" - Proven! \$9.95 postpaid. Moneyback Guarantee.



COMMAND PRODUCTIONS
Radio Engineering Division
P.O. Box 26348
San Francisco, CA 94126

MEDICAL ELECTRONICS TECHNOLOGY, home study. Troubleshoot medical instruments. University Reme 5, Box 9622, Fresno, CA 93793.

COLLEGE DEGREES BY MAIL! No classes. Fast. Economical. Accredited. FREE Revealing details. Success, Box 13151-R7, Columbus, Ohio 43213.

HAMS: ADVANCED CLASS TEST GUIDE! Accurate! Send \$11.50 to Dick Bash - KL7IHP, Box 4325, San Leandro, CA 94579.

AVIONICS Aircraft Electronics. Accredited School. Excellent Employment Opportunities. Aero Technicians, P.O. Box 7PE, Rexburg, ID 83440.

INTENSIVE 5 week course for Broadcast Engineers. FCC First Class license. Student rooms at the school. Radio Engineering Inc., 61 N. Pineapple Ave., Sarasota, FL 33577 (813) 955-6922.

FOR INVENTORS

PATENT AND DEVELOP Your invention. Registered Patent Agent and Licensed Professional Engineer. Send for FREE PATENT INFORMATION every inventor should have. Richard L. Miller, P.E., 3612 Woolworth Building, New York, NY 10007. (212) 267-5252.

PATENT SEARCHES, LOW FEE. Since 1940. Whitehurst, Box 8022, JFK Post Office, Boston, MA 02114

INVENTIONS WANTED

FREE CONSULTATION • NO IDEA TOO SMALL

Discount registration. Potential cash or royalties from manufacturers seeking new ideas. For free information or how to register your ideas. Call or write.

AMERICAN INVENTORS CORP.

59 Interstate Dr. Dept PE
West Springfield, MA 01089 (413) 737-5376
A Fee Based Service Company

NEW! "Patenting Your Invention Yourself!", \$29.95. Registered Patent Attorney, 7400 2D Benjamin Franklin Sta., Washington, DC 20044.

INVENTORS Patent your invention. Free initial consultation. We are registered by the U.S. Government. VICTOR J. EVANS & CO., 4637 Eastern Ave. N.E., Washington, DC 20018. Since 1898.

CUSTOM PROTOTYPING from your ideas. Confidential. SUPER WIDGETS & Gizmos. (817) 387-2189.

BUSINESS OPPORTUNITIES

I MADE \$40,000.00 Year by Mailorder! Helped others make money! Details 25c. Torrey, Box 318-NN, Ypsilanti, Michigan 48197.

FREE CATALOGS. Repair air conditioning, refrigeration. Tools, supplies, full instructions. Doolin, 2016 Canton, Dallas, Texas 75201.

NEW LUXURY CAR WITHOUT COST! Free Report. Codex-ZZ, Box 6073, Toledo, Ohio 43614. (419) 865-5657.

MECHANICALLY INCLINED individuals desiring ownership of Small Electronics Manufacturing Business — without investment. Write: BUSINESSES, 92-K2 Brighton 11th, Brooklyn, New York 11235.

MILLIONS in Mail!!! Free Secrets. Transworld-17, Box 6226, Toledo, OH 43614.

MECHANICALLY INCLINED INDIVIDUALS

Assemble electronic devices in your home. Knowledge, or experience not necessary. Get started in spare time. Above average profits. \$300 - \$600/Wk possible. Sales handled by others. No investment — Write for free details

ELECTRONIC DEVELOPMENT LAB

Box 1560PE, Pinellas Park, FL 33565

ERASE DEBTS with little-known law — create wealth!! Details FREE — Blueprints, No. EE7, Box 100, LaGrangeville, NY 12540.

BIG MONEY! Interested? Free disclosure. Febre-V, Box 6073, Toledo, Ohio 43614. (419) 865-5657.

FREE Inflation-Beater Book "2042 Unique, Proven Enterprises." Fabulous "Little Knowns." Work home! Haylings-M, Carlsbad, CA 92008.

DIGITAL WATCH REPAIR — Learn to repair digital watches — provide service to jewelry and department stores — part time or full time. We supply training — equipment — replacement parts. Zantech, Inc., 13 Greentree Rd., Trenton, NJ 08619. (609) 586-5088.

\$625/WEEKLY! Home mailing program. Free postage — supplies! — \$20 bonus! Write immediately. Treasure-7Y, Morrison, CO 80465.

MAKE DURABLE BUILDING PLASTIC EASILY. Waterproof, Fireproof, Economical. Bays Laboratory, 2086-2075 Drive, Cedaredge, CO 81413.

WHOLESALE DISTRIBUTORS WANTED! Achieve financial independence. Free information. Ace Merchandise Co. (PE), 20 Knight Lane, Epsom, NH 03234.

START BIG BUSINESS AT HOME. No experience needed: Earn \$25.00 per hour in spare time. Write: Victor, Room MC-376-JH, 1512 Jarvis, Chicago, IL 60626.

MAKE YOUR HOBBY YOUR CAREER! High demand electronic job market! Get unique guide booklet — prepare for exciting, rewarding jobs. Send \$3.95 to: Files, Box 459E, Mas-sapequa, NY 11758.

REAL ESTATE

BIG . . . FREE . . . CATALOG! Over 2,700 top values coast to coast!! UNITED FARM AGENCY, 612-EP West 47th, Kansas City, MO 64112.

RUBBER STAMPS

RUBBER STAMPS, BUSINESS CARDS. Many new products. Catalog, Jackson's, E-100, Brownsville Rd., Mt. Vernon, Ill 62864

EMPLOYMENT OPPORTUNITIES

ELECTRONICS-AVIONICS EMPLOYMENT OPPORTUNITIES. Report on jobs now open. Details FREE. Aviation Employment Information Service, Box 240E, Northport, New York 11768.

INSTANT CASH COMMISSIONS Full or part time. Free sales kit features America's largest line low-priced Business, Printing, Advertising Specialties, Signs, Calendars and other necessities used daily by business people. Profitable repeat order. No experience. No investment. No collections or deliveries. Write today. National Press, Dept. 069, North Chicago, IL 60064.

HOW TO BECOME A COMPUTER PROGRAMMER . . . free details: Dept. CP3, Box 5734-PE7, Pittsburgh, PA 15208.

ELECTRONIC ENGINEERING and TECHNICIAN EMPLOYMENT information for anywhere in the U.S. FREE details. Write: NATIONAL ELECTRONIC EMPLOYMENT SERVICES, Box 14766, Austin, TX 78761.

REPAIRS & SERVICES

PRODUCTS ASSEMBLED with American Labor and Know-How. Seek contracts from electronic firms and manufacturers to assemble your product. For details write: Production Development, Inc., 1320 Water St., Brownsville, PA 15417.

TV TUNERS REBUILT. VHF or UHF only \$11.90. Send for free mailing kit. JW Electronics, Box 51A, Bloomington, IN 47402.

DO-IT-YOURSELF

AUDIO ANALOG/SYNTHESIS. Plans, parts, kits, etc. for the most exciting sound projects ever. Get on our mailing list, send 25c to: CFR Associates Inc., Newton, N.H. 03858.

PRINTED CIRCUITS. Photo-sensitive boards and masters made without darkroom and chemicals. Easy, inexpensive. Materials readily available. Details \$3.00. Boreal Electronics, S.R. 140A, Menominee, MI 49858.

SATELLITE TV . . . Build your own satellite receiving station. For information write . . . Robert Coleman, Rt. 3, Box 58-A, Travelers Rest, SC 29690.

BOOKS AND MAGAZINES

ELECTRONIC MUSIC and home recording in Polyphony magazine. Advanced applications, interviews, projects, computer music. Sample \$1.50. Subscription (6 issues). \$8.00 US/\$10.00 foreign. POLYPHONY, Box P20305, Okla. City, OK 73156.

"CRIME BY COMPUTER", \$6.95 Postpaid. 300 pages. Comp-U-Tronix, Box 3401, Kent, WA 98031.

SATELLITE TELEVISION BUYERS GUIDE. Exclusive comparisons plus how to install your own saving big \$. Worldwide movies, news, sports, religion, entertainment on your set. Well over 35 channels. Where to find all parts, kits, plans and distributors. Signal strength maps. Become a dealer. Book guaranteed. US funds please. \$12.95 postpaid or \$14.95 First Class (Airmail). Reed Publications, Box 219-X, Maitland, FL 32751.

HOW TO DO IMPORTANT MATHEMATICS with your SCIENTIFIC CALCULATOR? Differentiating . . . Integrating . . . Solving differential equations — Algorithms . . . Limits . . . Trigonometry . . . ? "I'll show you how in just 10 days or money back!! Order my GIANT NEW GUIDEBOOK today — 271 pages . . . quick . . . easy . . . guaranteed . . . fun." Send \$14.95 to: Professor McCarty, Box 974-E1, Laguna Beach, CA 92652.

BUY, SELL, TRADE new and used amateur radio and computer equipment. Monthly publication. Lifetime subscription \$5.00. Send to: Nuts & Volts, Box 1111-P, Placentia, CA 92670.

LEARN VMOS CIRCUIT DESIGN THROUGH EXPERIMENTS in Audio, RF, Power Supply, Microcomputer and other applications. Book 21686 in the Blacksburg Series \$8.95 plus \$1.00 shipping. GROUP TECHNOLOGY, Box 87D1, Check, VA 24072. (703) 651-3153.

PROGRAM/INTERFACE THE 6502 (Book 21651, \$13.95), Design 6502 Software (Book 21656, \$10.50) using step by step experiments in Blacksburg Continuing Education Series. Shipping \$1.50. GROUP TECHNOLOGY, Box 87D2, Check, VA 24072. (703) 651-3153. VISA/MasterCharge

TESLA CLUB — 37 years of research. Monthly experimental illustrations. See 40" or 100" Arcs, Kirlian Aura Phenomenon (Ghost Images) of TESLA, OUDIN. \$2 Membership. Start Now. 1729 N. 68 St., Milwaukee, WI 53213.

Package Offer


ELECTRONIC TECHNICAL DATA
 Data Books
 Applications
 Price Lists
 Cross References

only
\$9.90
complete package

LOOK AT WHAT YOU'LL GET!


Title	Total Pages
1. Motorola Master Catalog	338
2. Motorola 1980 Price List	48
3. Motorola Voltage Regulator Handbook	202
4. Motorola MOS Cross-Reference Guide	4
5. NPC-Transistor Handbook	163
6. Signetics LS Guide	176
7. Ferranti Timer Application	16
8. Fujitsu-2716 Data Sheet	8
9. Silicon General-LM317 Data Sheet	4
10. Silicon General-LM323 Data Sheet	2
11. Silicon General-1980 Price List	12
12. Silicon General-Product Catalog	218

SYM-1 NEW LOW PRICE



KTM-2 CRT/TV Kbd Term \$349

FLUKE 8020A \$179



8020A \$179

PLESSEY



Series 180 MINI BOX SAMPLER \$26.00

AP PRODUCTS



923101... \$ 79.95
 923102... 124.95
 923103... 124.95

SD Systems Z-80 STARTER SYSTEM

The Z80 Starter Kit by SD Systems uses the powerful Z80 microprocessor as the heart of the complete microcomputer on a single board. Learn a step-by-step introduction to microcomputers with a keyboard and display, audio cassette interface, PROM programmer, wire-wrap expansion area, 4-channel Counter/Timer and on Board RAM and PROM. Complete Operation and Instruction Manual included. ZBUG Monitor in ROM.

Kit.....\$340.00 Assembled & Tested.....\$450.00

Power Supplies from ADTECH POWER

Model	Vdc	Amps	Model	Vdc	Amps
APS 5-3	5	0.1	APS 5-6	5	6.0
APS 12-1.6	12	1.6	APS 12-4	12	5.0
APS 15-1.5	15	1.5	APS 15-3	15	3.0
APS 24-1	24	1.0	APS 24-2.2	24	2.2
1-9	10 up	25 up	1-9	10 up	25 up
\$37.25	\$35.55	\$34.05	\$59.75	\$57.10	\$54.65

MOTOROLA

Model	Vdc	Amps	Model	Vdc	Amps		
MC14112CP	5	0.7	MC14191	1.8	0.00846P1	38.90	
MC14124CP	5	0.7	MC14194L	8.5	MC14877P	18.06	
MC14805CT	1.5	MC1513P	3.10	MC1509P	1.36	MC15857P	7.33
MC14806CT	1.5	MC1513P	3.10	MC1509P	1.36	MC15857P	7.33
MC14807CT	1.5	MC1513P	3.10	MC1509P	1.36	MC15857P	7.33
MC14808CT	1.5	MC1513P	3.10	MC1509P	1.36	MC15857P	7.33
MC14809CT	1.5	MC1513P	3.10	MC1509P	1.36	MC15857P	7.33
MC14810CT	1.5	MC1513P	3.10	MC1509P	1.36	MC15857P	7.33
MC14811CT	1.5	MC1513P	3.10	MC1509P	1.36	MC15857P	7.33
MC14812CT	1.5	MC1513P	3.10	MC1509P	1.36	MC15857P	7.33
MC14813CT	1.5	MC1513P	3.10	MC1509P	1.36	MC15857P	7.33
MC14814CT	1.5	MC1513P	3.10	MC1509P	1.36	MC15857P	7.33
MC14815CT	1.5	MC1513P	3.10	MC1509P	1.36	MC15857P	7.33
MC14816CT	1.5	MC1513P	3.10	MC1509P	1.36	MC15857P	7.33
MC14817CT	1.5	MC1513P	3.10	MC1509P	1.36	MC15857P	7.33
MC14818CT	1.5	MC1513P	3.10	MC1509P	1.36	MC15857P	7.33
MC14819CT	1.5	MC1513P	3.10	MC1509P	1.36	MC15857P	7.33
MC14820CT	1.5	MC1513P	3.10	MC1509P	1.36	MC15857P	7.33
MC14821CT	1.5	MC1513P	3.10	MC1509P	1.36	MC15857P	7.33
MC14822CT	1.5	MC1513P	3.10	MC1509P	1.36	MC15857P	7.33
MC14823CT	1.5	MC1513P	3.10	MC1509P	1.36	MC15857P	7.33
MC14824CT	1.5	MC1513P	3.10	MC1509P	1.36	MC15857P	7.33
MC14825CT	1.5	MC1513P	3.10	MC1509P	1.36	MC15857P	7.33
MC14826CT	1.5	MC1513P	3.10	MC1509P	1.36	MC15857P	7.33
MC14827CT	1.5	MC1513P	3.10	MC1509P	1.36	MC15857P	7.33
MC14828CT	1.5	MC1513P	3.10	MC1509P	1.36	MC15857P	7.33
MC14829CT	1.5	MC1513P	3.10	MC1509P	1.36	MC15857P	7.33
MC14830CT	1.5	MC1513P	3.10	MC1509P	1.36	MC15857P	7.33
MC14831CT	1.5	MC1513P	3.10	MC1509P	1.36	MC15857P	7.33
MC14832CT	1.5	MC1513P	3.10	MC1509P	1.36	MC15857P	7.33
MC14833CT	1.5	MC1513P	3.10	MC1509P	1.36	MC15857P	7.33
MC14834CT	1.5	MC1513P	3.10	MC1509P	1.36	MC15857P	7.33
MC14835CT	1.5	MC1513P	3.10	MC1509P	1.36	MC15857P	7.33
MC14836CT	1.5	MC1513P	3.10	MC1509P	1.36	MC15857P	7.33
MC14837CT	1.5	MC1513P	3.10	MC1509P	1.36	MC15857P	7.33
MC14838CT	1.5	MC1513P	3.10	MC1509P	1.36	MC15857P	7.33
MC14839CT	1.5	MC1513P	3.10	MC1509P	1.36	MC15857P	7.33
MC14840CT	1.5	MC1513P	3.10	MC1509P	1.36	MC15857P	7.33
MC14841CT	1.5	MC1513P	3.10	MC1509P	1.36	MC15857P	7.33
MC14842CT	1.5	MC1513P	3.10	MC1509P	1.36	MC15857P	7.33
MC14843CT	1.5	MC1513P	3.10	MC1509P	1.36	MC15857P	7.33
MC14844CT	1.5	MC1513P	3.10	MC1509P	1.36	MC15857P	7.33
MC14845CT	1.5	MC1513P	3.10	MC1509P	1.36	MC15857P	7.33
MC14846CT	1.5	MC1513P	3.10	MC1509P	1.36	MC15857P	7.33
MC14847CT	1.5	MC1513P	3.10	MC1509P	1.36	MC15857P	7.33
MC14848CT	1.5	MC1513P	3.10	MC1509P	1.36	MC15857P	7.33
MC14849CT	1.5	MC1513P	3.10	MC1509P	1.36	MC15857P	7.33
MC14850CT	1.5	MC1513P	3.10	MC1509P	1.36	MC15857P	7.33
MC14851CT	1.5	MC1513P	3.10	MC1509P	1.36	MC15857P	7.33
MC14852CT	1.5	MC1513P	3.10	MC1509P	1.36	MC15857P	7.33
MC14853CT	1.5	MC1513P	3.10	MC1509P	1.36	MC15857P	7.33
MC14854CT	1.5	MC1513P	3.10	MC1509P	1.36	MC15857P	7.33
MC14855CT	1.5	MC1513P	3.10	MC1509P	1.36	MC15857P	7.33
MC14856CT	1.5	MC1513P	3.10	MC1509P	1.36	MC15857P	7.33
MC14857CT	1.5	MC1513P	3.10	MC1509P	1.36	MC15857P	7.33
MC14858CT	1.5	MC1513P	3.10	MC1509P	1.36	MC15857P	7.33
MC14859CT	1.5	MC1513P	3.10	MC1509P	1.36	MC15857P	7.33
MC14860CT	1.5	MC1513P	3.10	MC1509P	1.36	MC15857P	7.33
MC14861CT	1.5	MC1513P	3.10	MC1509P	1.36	MC15857P	7.33
MC14862CT	1.5	MC1513P	3.10	MC1509P	1.36	MC15857P	7.33
MC14863CT	1.5	MC1513P	3.10	MC1509P	1.36	MC15857P	7.33
MC14864CT	1.5	MC1513P	3.10	MC1509P	1.36	MC15857P	7.33
MC14865CT	1.5	MC1513P	3.10	MC1509P	1.36	MC15857P	7.33
MC14866CT	1.5	MC1513P	3.10	MC1509P	1.36	MC15857P	7.33
MC14867CT	1.5	MC1513P	3.10	MC1509P	1.36	MC15857P	7.33
MC14868CT	1.5	MC1513P	3.10	MC1509P	1.36	MC15857P	7.33
MC14869CT	1.5	MC1513P	3.10	MC1509P	1.36	MC15857P	7.33
MC14870CT	1.5	MC1513P	3.10	MC1509P	1.36	MC15857P	7.33
MC14871CT	1.5	MC1513P	3.10	MC1509P	1.36	MC15857P	7.33
MC14872CT	1.5	MC1513P	3.10	MC1509P	1.36	MC15857P	7.33
MC14873CT	1.5	MC1513P	3.10	MC1509P	1.36	MC15857P	7.33
MC14874CT	1.5	MC1513P	3.10	MC1509P	1.36	MC15857P	7.33
MC14875CT	1.5	MC1513P	3.10	MC1509P	1.36	MC15857P	7.33
MC14876CT	1.5	MC1513P	3.10	MC1509P	1.36	MC15857P	7.33
MC14877CT	1.5	MC1513P	3.10	MC1509P	1.36	MC15857P	7.33
MC14878CT	1.5	MC1513P	3.10	MC1509P	1.36	MC15857P	7.33
MC14879CT	1.5	MC1513P	3.10	MC1509P	1.36	MC15857P	7.33
MC14880CT	1.5	MC1513P	3.10	MC1509P	1.36	MC15857P	7.33
MC14881CT	1.5	MC1513P	3.10	MC1509P	1.36	MC15857P	7.33
MC14882CT	1.5	MC1513P	3.10	MC1509P	1.36	MC15857P	7.33
MC14883CT	1.5	MC1513P	3.10	MC1509P	1.36	MC15857P	7.33
MC14884CT	1.5	MC1513P	3.10	MC1509P	1.36	MC15857P	7.33
MC14885CT	1.5	MC1513P	3.10	MC1509P	1.36	MC15857P	7.33
MC14886CT	1.5	MC1513P	3.10	MC1509P	1.36	MC15857P	7.33
MC14887CT	1.5	MC1513P	3.10	MC1509P	1.36	MC15857P	7.33
MC14888CT	1.5	MC1513P	3.10	MC1509P	1.36	MC15857P	7.33
MC14889CT	1.5	MC1513P	3.10	MC1509P	1.36	MC15857P	7.33
MC14890CT	1.5	MC1513P	3.10	MC1509P	1.36	MC15857P	7.33
MC14891CT	1.5	MC1513P	3.10	MC1509P	1.36	MC15857P	7.33
MC14892CT	1.5	MC1513P	3.10	MC1509P	1.36	MC15857P	7.33
MC14893CT	1.5	MC1513P	3.10	MC1509P	1.36	MC15857P	7.33
MC14894CT	1.5	MC1513P	3.10	MC1509P	1.36	MC15857P	7.33
MC14895CT	1.5	MC1513P	3.10	MC1509P	1.36	MC15857P	7.33
MC14896CT	1.5	MC1513P	3.10	MC1509P	1.36	MC15857P	7.33
MC14897CT	1.5	MC1513P	3.10	MC1509P	1.36	MC15857P	7.33
MC14898CT	1.5	MC1513P	3.10	MC1509P	1.36	MC15857P	7.33
MC14899CT	1.5	MC1513P	3.10	MC1509P	1.36	MC15857P	7.33
MC14900CT	1.5	MC1513P	3.10	MC1509P	1.36	MC15857P	7.33

Intersil LED or LCD 3 1/2 DIGIT PANEL METER KITS

BUILD A WORKING DPM IN 1/2 HOUR WITH THESE COMPLETE EVALUATION KITS. Test these new parts for yourself with Intersil's low cost prototyping kits, complete with A/D converter and LCD display (7106) or LED display (7107). Kits provide all materials, incl. PCB board, for a functioning panel meter. ICL7106EV (LCD) \$29.95 ICL7107EV (LED) \$24.95

8 Digit - 10 MHz Universal Counter Kit

ICM7226AIDC IC
 ● 10 MHz Quartz Crystal
 ● (B) 7 Segment 3" LED Displays
 ● PCB Board
Order Part Number ICM7226AEV \$74.95

Capacitance Meter

● Easy to use - plug in capacitor, push range button and read the value to 0.1%
 ● 0.5 in. liquid crystal display
 ● Exclusive "Charge/Avol" measurement circuit (patent pending) holds ±0.1% basic accuracy for a full year.
 ● Up to 200 hrs operation on standard 9V Batt.
 ● 8 easy pushbutton ranges cover 0.1pf to 1999 microfarads.
 ● Best of all it's easy on the budget - only



MODEL 938 \$169

8038CP LIQUID CRYSTAL DISPLAY

Function Generator IC \$3.90 each
 ● High Contrast Ratio
 ● Wide Viewing Angle
 ● 0.5 in. Digit Height

2708 EPROM

● ULTRA Low Power Consumption LCD106 \$14.50

30 MHz HITACHI Dual Trace Oscilloscope

● TV sync-separator circuit
 ● High-sensitivity 1mV/div (5MHz)
 ● Sweep-time magnifier (10 times)
 ● Z-axis input (Intensity modulation)
 ● Signal delay line
 ● X-Y operation
 ● Trace Rotation \$945.00

HYBRID AUDIO POWER AMPLIFIERS

Matching Transformer
 P/N
 SI-1010G(10W) \$ 6.95 TR10 \$ 7.90
 SI-1020G(20W) \$13.95 TR20 \$10.90
 A-SI-8(Socket for above) .95
 SI-1030G(30W) \$19.00 TR30 \$12.90
 SI-1050G(50W) \$27.80 TR50 \$17.90
 A-SI-10(Socket for above) .95

* Note: One Transformer can power two audio amplifiers.

ANCRONA

Send your check or Money Order to: P.O. Box 2208P, Culver City, CA 90230, California. Residents add 6% sales tax. Minimum Order: \$10.00. Add \$1.00 to cover postage and handling. Master Charge and Visa welcomed. Please include your charge card number, interbank number and expiration date. PHONE ORDERS (213) 641-4064

TUCSON 4510 E Broadway Tucson, AZ 85711 (602) 881-2348	CULVER CITY 11080 Jefferson Blvd Culver City, CA 90230 (713) 390-3999	SANTA ANA 1300 E. Edinger Ave Santa Ana, CA 92705 (714) 547-8424	PARTLAND 1125 N.E. 82nd Ave Portland, OR 97220 (503) 284-8641
CANADA, B.C. ANCRONA 5450 Fraser St Vancouver, B.C. V6M 1S7 (604) 324-0707	SUNNYVALE 1054 E. El Camino Real Sunnyvale, CA 94089 (408) 243-4121	ATLANTA</	

AM STEREO BROADCASTING WINS FCC APPROVAL. The stereo system chosen was designed by Magnavox Consumer Electronics Co. Criteria used to evaluate systems suggested as standards included the effect of the AM stereo signal on adjacent-channel protection ratios, directional antenna operation, out-of-band emissions, and compatibility with existing monophonic receivers. AM stereo is expected to find its major use in automobile radios.

XEROX OPENED COMPUTER RETAIL STORES in two test market areas (Dallas/Ft. Worth and Denver) to sell and service Apple II computers, Centronics printers, Hewlett-Packard calculators and ADT office security systems. They will also sell The Xerox 510 small business computer. Xerox will buy Apple computers and related products direct from the factory, and plans to perform service on-site or in an authorized repair center.



MICROPROCESSORS CREATE THE SOUND OF BAGPIPES

without the need to master difficult blowing techniques. "Keltic Pipes," produced in Scotland, is expected to retail for \$495. It consists of an electronic chanter, an amplifier, and a sound box with pitch, volume and tuning electronically controlled. Traditional fingering is used on the pipes, but the notes are created electronically. For group music playing, the pipes can be switched from the bagpipe scale or mode to the standard tonic major scale. A 9-volt battery is said to provide 30 hours of playing time. (British Information Services, 845 Third Ave., New York, NY 10022).

A SOLAR-POWERED FM/AM RADIO will soon be available to the public at a cost of about \$70. Developed by Aldermaston, Inc. (Locust Valley, NY), the "Solar-E" radio, believed to be the first of its kind, is powered by six solar cells. (An AM-only Solar-E has been available for about a year.) It has a ferrite bar antenna for AM and a monopole FM antenna, an earphone jack, and provision for inserting two AAA batteries for use when sun power is not available.

PERSONAL COMPUTERS FOR EDUCATION at home and in schools are getting a boost from an agreement between Atari (supplying the computers) and Science Research Associates, Inc. (developing educational courseware programs). The latter will cover reading, language arts, mathematics, science and social studies. Atari will market the courseware to its computer owners. SRA will also produce courseware for schools and market it, along with Atari computer systems, to educational institutions.

A DIGITAL EARPHONE capable of executing digital-to-analog conversion as well as transduction was demonstrated recently at the Salt Lake City meeting of the Acoustical Society of America. Invented by James L. Flanagan of the Acoustic Research Department of Bell Telephone Labs., the device reproduced speech recordings made in a four-bit code with high intelligibility and surprisingly tolerable quantization noise. The earphone works by associating either a fixed radiating area or a fixed excursion with each bit of the PCM word, according to its significance. Thus, the least significant bit might have a unit area, the next most significant bit twice that, etc. Or the same thing can be done using the amount of excursion of an area. Smoothing of the acoustically generated sampled signal is performed by an acoustic low-pass filter that fits onto the transducer. For larger digital words (for better resolution and S/N ratio) it would be necessary to use elements of area and excursion in combination as either alone would have to encompass an impractically large range.

SPEECH COMPRESSION OF TV COMMERCIALS might come to broadcast and you'll never know the difference. Compression is achieved without changing the actual frequency of the audio. The secret is in removing the pauses and lapses that occur in normal speech and providing a faster style of delivery, which is reported to be imperceptible to listeners. And there are no "chipmunk" side effects, say the developers. The system is reported to enable commercial producers to compress 30 seconds of voiceover information into as little as a 20-second time span. By doing this, recording retake costs to eliminate running overtime will be reduced. The system was developed by Integrated Sound Systems, Long Island City, NY.

COBRA'S PUNCH-THROUGH SOUND COMES TO CAR STEREO.



The same technology that brought a quality of sound to CB never before thought possible, now brings a quality of sound to car stereo never before heard.

Introducing Cobra's Punch-Through Sound.

AM/FM Stereo sound. 8-track or cassette sound. Big, booming sound that gives you great highs and low-down

lows. Because whichever

Cobra receiver you choose, you get a full 25 watts of

power plus an FM sensitivity of 1.9 microvolts. And when you match your

Cobra receiver to any one of Cobra's

2-way or 3-way speakers you get a sound that really sings. Add a Cobra graphic equalizer/amplifier and boost your power output to 60 watts. And get a sound you can feel.

See your Cobra radio dealer today. And when you buy a Cobra you also get a one year warranty and the assurance that there's a national network of factory service centers to help you with installation, service and advice.

Because whether it's CB or Autoscand, if it comes from Cobra you know it's going to sound great.



Cobra

Music Loud and Clear.

Cobra Communications Products
DYNASCAN CORPORATION

5460 W. Cortland St., Chicago, Illinois 60635

Write for color brochure.



CIRCLE NO. 56 ON FREE INFORMATION CARD



Model 4245
19" (Diagonal) with
Remote Control
Simulated TV Picture

PROVEN: 25% SHARPER COLOR PICTURE. (NOW IT'S EASIER TO KEEP YOUR EYE ON THE BALL.)

MORE LINES OF RESOLUTION MAKE THE DIFFERENCE. Lines of resolution determine how sharp your color TV picture will be. The more lines, the sharper the picture.

260 LINES FOR THE ORDINARY TV. 330 LINES FOR MAGNAVOX. Ordinary color TV pictures have 260 lines of resolution. Magnavox "Dutch-Tune" Color Television delivers 330 lines... 25% more lines of resolution for Magnavox. That means a 25% sharper, crisper, clearer color picture for Magnavox.

CIRCLE NO. 35 ON FREE INFORMATION CARD

WE CAN PROVE IT. For documentation, please write: Magnavox, Dept. 700, Fort Wayne, IN 46804.

MAGNAVOX
MAGNAVOX
MAGNAVOX
MAGNAVOX
MAGNAVOX

WE MAKE STAYING HOME FUN.

©1980 MAGNAVOX CONSUMER ELECTRONICS CO.