

Popular Electronics®

WORLD'S LARGEST-SELLING ELECTRONICS MAGAZINE

MAY 1980/95¢

Build A Super Intrusion Alarm

SENSES MOVEMENT AT A DISTANCE

How Far Did You Cycle Today?

ELECTRONIC DEVICE MEASURES MILEAGE

Experimenting With Sound-Effect Circuits

Programming Microprocessors for the 1980's ...a Whole New Ball Game!

New Training Course:

How to Use
Microprocessors
in
Your Own
Circuits



**Tested
In This
Issue:**

Ele
Nag
Audio Control Spectrum Analyzer/Equalizer




Popular Electronics

**The best supported
personal computer
you can buy.**



Call 800-538-9696, 800-662-9238 in California
or write: Apple Computer, 10260 Bandley Drive,
Cupertino, California 95014.

CIRCLE NO. 6 ON FREE INFORMATION CARD



The new Energaire ionized oxygen generator will make a handsome addition to any desk.

Miracle Fuzz

A new space-age invention and the same effect as lightning combine to create the world's first home oxygen regeneration system.

You need oxygen to live. You can live without food for 60 days, without water for seven days, but without oxygen, you won't make it past two minutes.

That small piece of fuzz located on top of the cylinder shown above emits negatively-charged electrons which attach themselves to molecules of oxygen, thus creating ionized oxygen.

You are already familiar with ionized oxygen if you've smelled the air after a thunderstorm. You feel great, revitalized, and alert. The lightning from the storm adds a small negatively-charged electron to each oxygen molecule in a process called ionization.

SCIENTISTS DISCOVER

Scientists discovered that air quality can actually affect your moods, your feelings and your sense of well being. Air that is positively charged caused people to be depressed, moody and tired. Negatively-charged air made people feel good. We have all experienced air that is positively charged in air-conditioned buildings or in a polluted environment.

Scientists looking for a way to turn positively charged air into negatively charged air developed the negative ion generator—a product that produces negatively charged particles that attach themselves to air molecules and thus create the same fresh feeling you get after a thunderstorm.

The new space-age product shown above is an ionized oxygen generator called the Energaire air purifier. The copper mesh fuzz on top of the unit is one of the secrets of the system.

Although it has no moving parts, you can actually feel a wind of ionized oxygen produced from the fuzz which spreads to fill an average-sized room in one minute.

CIGARETTE SMOKE TEST

To show the dramatic effect of ionized oxygen, you can take the Energaire, blow cigarette smoke into a clear bowl, and hold the bowl inverted over the system. The smoke will vanish. The charged oxygen particles appear to dissolve the smoke particles, precipitating them from the air.

In a room, the Energaire air purifier surrounds you with these oxygen ions and cleans and purifies the air so that even in a smoke-filled room, you will be breathing cleaner, country-fresh air all day long.

WALL TEST

Take our unit and place it next to a wall. Also

put a large piece of paper on the wall. Within a few days notice how black the paper gets. That black film is finite carbon particulate matter—the same pollutants you would normally breathe and that would pass through most air filters. By placing the unit in the center of a room or away from a wall, that same matter falls to the ground as dust.

A trip into the mountains exposes you to nature's freshly ionized oxygen. The Energaire produces this same effect. It will clean your room of odor-causing bacteria and stale, musty, or smoky air.

Ionized oxygen should not be confused with ozone. Ozone has a molecular formula of O_3 , whereas the molecular formula for ionized oxygen is O_2 with a negatively-charged ion.

DON'T BE CONFUSED

After we announced the Energaire last year, many companies came out with their own ion generators. We purchased a unit from each company and tested them at an independent laboratory. The results are shown below:

Name	*Ions	Price
Energair	438,000	\$79.95
Omega 700	63,000	245.00
AirCare	72,000	149.95
Modulion	75,000	79.95

*Measurements indicate total number of ions per cubic centimeter per second at one meter. These figures may vary by plus or minus 10%.

Note: One unit not mentioned above produced no ions and actually produced ozone or several times the maximum ozone concentration allowed by federal government standards.

USED IN HOSPITALS

Many hospitals are now using ionized oxygen systems in their operating rooms and burn centers. Their units not only purify the air, but they also eliminate pollen and other irritants.

Working in a clean air environment, you think clearer, are more alert, and you function better. The Energaire is actually a miniature lightning machine. The minute you plug it in, energy is converted into ionized oxygen. This efficient system uses one watt of power or less than a penny per day to operate, so you leave it plugged in continuously.

We are so impressed with the pleasant effect of Energaire that we urge you to personally test it yourself in your home or office. Order one at no obligation. Put it by your desk, or in any room where you spend a great deal of time. See if it doesn't rid your room of odor-causing bacteria and stale, musty or smoky air. Try the smoke and paper tests mentioned in this advertisement.

SLEEP FASTER

At home, use the Energaire by your bed and see how country-fresh air allows you to sleep easier, deeper, and more relaxed.

You should notice the difference within one day—especially in a work environment. But use the Energaire for a full month. Then, if you do not feel totally convinced of the positive effects of ionized oxygen, return your unit for a prompt and courteous refund.

The Energaire is manufactured by the Ion Foundation, a leading ion research and development company.

Service should never be required, but if it is, there's a prompt service-by-mail center as close as your mailbox. JS&A is America's largest single source of space-age products—further assurance that your modest investment is well protected. The Energaire measures 9" high by 3" in diameter and weighs 24 ounces.

To order your Energaire ionized oxygen generator, send \$79.95 plus \$3.00 for postage and handling (Illinois residents, please add 5% sales tax) to the address shown below or credit card buyers may call our toll-free number below. We will send your Energaire ion generator complete with 90-day limited warranty on the electronics, a five-year warranty on the fuzz, and complete instructions.

Let space-age technology revitalize your life with the world's first home ionized oxygen generator. Order one at no obligation today.

JS&A PRODUCTS
THAT
THINK®

Dept. PE One JS&A Plaza
Northbrook, Ill. 60062 (312) 564-7000
Call TOLL-FREE 800 323-6400
In Illinois Call (312) 564-7000

©JS&A Group, Inc., 1980



The easiest, least expensive way to generate spectacular multi-color graphics, sharp two-color alphanumeric: Your computer, a color tv set and the Percom Electric Crayon™.

Add the Electric Crayon™ to your system and your keyboard becomes a palette, the tv screen your medium.

You dab and stroke using one-key commands to create dazzling full-color drawings, eye-catching charts and diagrams.

Or you run any of innumerable programs. Your own BASIC language programs that generate dynamic pyrotechnic images, laugh-provoking animations.

From a combined alphanumeric-semi-graphics mode to a high resolution 256- by 192-element full graphics mode, the microprocessor-controlled Electric Crayon™ is capable of generating 10 distinctly different display modes.

Colors are brilliant and true, and up to eight are available depending on the mode.

As shipped, the Electric Crayon™ interfaces a TRS-80* computer. It may be easily

adapted for interfacing to any computer or to an ordinary parallel ASCII keyboard.

But that's not all

The Electric Crayon is not just a color graphics generator/controller.

It is also a complete self-contained control computer. With built-in provision for 1K-byte of on-board program RAM, an EPROM chip for extending EGOST™, its on-board ROM graphics OS, and a dual bidirectional eight-bit port — over and above the computer/keyboard port — for peripherals. The applications are endless.

Shipped with EGOST™, 1K-byte of display memory and a comprehensive user's manual that includes an assembly language listing of EGOST™ and listings of BASIC demo programs, the Electric Crayon™ costs only \$249.95.

Options include:

- LEVEL II BASIC color graphics programs on minidiskette: \$17.95.
- A 34-conductor ribbon cable to interconnect the Electric Crayon™ to a TRS-80*: \$24.95.
- RAM chips for adding refresh memory for higher density graphics modes: \$29.95 per K-byte.
- Electric Crayon™ Sketchpad, a sketching grid of proportioned picture elements (pixels) in a tv aspect ratio. For 128 x 192 or 256 x 192 graphics modes. 11-inch by 17-inch, 25-sheet pads: \$3.95 per pad.

SYSTEM REQUIREMENTS: the video circuitry of the Electric Crayon™ provides direct drive input to a video monitor or modified tv set. An internal up-modulator for rf antenna input may be constructed by adding inexpensive components to the existing video circuitry.

Prices and specifications subject to change without notice.

PERCOM

PERCOM DATA COMPANY, INC.
211 N. KIRBY GARLAND, TEXAS 75042
(214) 272-3421

™ = trademark of Percom Data Company, Inc.

* = trademark of Tandy Radio Shack Corporation which has no relationship to Percom Data Company.

Get into computer color graphics the easy, low-cost way with a Percom Electric Crayon™. Available at Percom dealers nationwide. Call toll-free, **1-800-527-1592**, for the address of your nearest dealer, or to order direct if there is no Percom dealer in your area.

CIRCLE NO. 57 ON FREE INFORMATION CARD

MAY 1980



About the cover:

The microprocessor can be used in a myriad of applications other than for computers, which is detailed in the lead article of this issue.

Cover photo by Don Carroll

JOE MESICS
Publisher

ARTHUR P. SALSBERG
Editorial Director

HAROLD A. RODGERS
Executive Editor

LESLIE SOLOMON
Technical Director

JOHN R. RIGGS
Managing Editor

EDWARD I. BUXBAUM
Art Director

ALEXANDER W. BURAWA
Features Editor

JOHN J. McVEIGH
Technical Editor

ANDRE DUZANT
Technical Illustrator

CARMEN ROBLES
Production Editor

JEFF NEWMAN
Editorial Assistant

Contributing Editors
Hal Chamberlin, Lee Felsenstein
Glenn Hauser, Julian Hirsch, Forrest Mims

LINDA BLUM
Advertising Service Manager

MARIE MAESTRI
Executive Assistant

EDGAR W. HOPPER
Publishing Director

Feature Articles

MICROPROCESSOR APPLICATIONS FOR THE 1980's . . . IT'S A WHOLE NEW BALL GAME! <i>/George Meyerle</i>	41
<i>Part 1 of a series devoted to learning how to use inexpensive microprocessors in custom applications.</i>	
CLEAR-CHANNEL AM STANDARD BROADCAST STATIONS	93
COMPUTER CLUB DIRECTORY /PE Staff	96
Construction Articles	
HIGH PERFORMANCE "SCRATCH AND RUMBLE" FILTERS /John H. Roberts	50
<i>Low-cost active filters add high performance to your audio components.</i>	
BUILD "LIDITH"—A 3½-DIGIT LCD DIGITAL THERMOMETER /Tom Fox	55
<i>Precision digital thermometer measures from -30° to +199°F</i>	
BUILD A MOTION-DETECTOR ALARM /Walter Gontowski, Jr	61
<i>System has optical sensors that can detect intruders as well as smoke or fire</i>	
HOW FAR DID YOU CYCLE TODAY? /Arthur V. Clark	71
<i>Inexpensive odometer indicates distance traveled in miles on a three-decade LCD readout.</i>	
EXPERIMENTING WITH A SOUND-EFFECTS GENERATOR /Frank I. Gilpin	77
<i>Create a multitude of sounds with a single chip.</i>	
REVERSE IC SOCKET /Gene Nelson	93
<i>Home-brew adapter simplifies correcting mirror-image wiring errors.</i>	

Columns

STEREO SCENE /Harold A. Rodgers	21
<i>Domestic Harmony.</i>	
HOBBY SCENE /John J. McVeigh	83
EXPERIMENTER'S CORNER /Forrest M. Mims	84
<i>Optical Fiber Communications, Part 1.</i>	
DX LISTENING /Glenn Hauser	88
<i>Wider Bands for Shortwave Broadcasting</i>	
COMPUTER BITS /Hal Chamberlin	94
<i>Electrical Noise</i>	
SOFTWARE SOURCES /Leslie Solomon	100
PROJECT OF THE MONTH /Forrest M. Mims	103
<i>Light-Wave Voice Communicator.</i>	

Julian Hirsch Audio Reports

AUDIO CONTROL MODEL C-101 GRAPHIC EQUALIZER AND SPECTRUM ANALYZER	31
ELECTRO-VOICE MODEL INTERFACE: 2 SERIES II SPEAKER SYSTEM	34
NAGATRONICS MODEL 350E STEREO PHONO CARTRIDGE	36

Departments

EDITORIAL /Art Salsberg	4
<i>Where Are You Going In Electronics?</i>	
LETTERS	6
OUT OF TUNE	6
NEW PRODUCTS	8
NEW LITERATURE	14
ELECTRONICS LIBRARY	104
OPERATION ASSIST	113
ADVERTISERS INDEX	115
PERSONAL ELECTRONICS NEWS	120

POPULAR ELECTRONICS (ISSN 0032-4485): Published monthly by Ziff-Davis Publishing Company, at One Park Avenue, New York, NY 10016. Philip B. Korsant, President; Selwyn Taubman, Treasurer; Bertram A. Abrams, Secretary. One year subscription, U.S. and Possessions, \$14.00; Canada, \$17.00; all other countries, \$19.00. cash orders only, payable in U.S. currency. COPYRIGHT © 1980 BY ZIFF-DAVIS PUBLISHING COMPANY. ALL RIGHTS RESERVED.

ZIFF-DAVIS PUBLISHING COMPANY
Editorial and Executive Offices
One Park Avenue, New York, New York 10016

212-725-3500

Joseph E. Mesics

Publisher (725-3568)

Richard F. Govatski

Advertising Manager (725-3939)

Bonnie B. Kaiser

Eastern Adv. Mg., (725-3580)

Midwestern Office

Ted Welch

Suite 1400, 180 N. Michigan Ave.,

Chicago, IL 60601 (312-346-2600)

Western Office

3460 Wilshire Blvd., Los Angeles, CA 90054

213-387-2100

Western Representative: Norm Schindler

Jon Marshall

7050 Owensmouth Ave., #209

Canoga Park, CA 91303 (213-999-1414)

Japan: James Yagi, Oji Palace Aoyama,

6-25, Minami Aoyama, 6 Chome, Minato-Ku,

Tokyo, 407-1930/6821, 582-2851

ZIFF-DAVIS PUBLISHING COMPANY

Philip B. Korsant, President

Furman Hebb, Executive Vice President

Philip T. Heffernan, Sr. Vice President

Edward D. Muhlfeld, Sr. Vice President

Philip Sine, Sr. Vice President

Lawrence Sporn, Vice President, Circulation and Marketing

Richard Friese, Sr. Vice President

Baird Davis, Vice President, Production

George Morrissey, Vice President

Sidney Holtz, Vice President

Albert S. Traina, Vice President

Paul H. Chook, Vice President

Edgar W. Hopper, Vice President

Robert N. Bavner, Jr., Vice President

Selwyn Taubman, Treasurer

Bertram A. Abrams, Secretary

W. Bradford Briggs, Vice Chairman

ZIFF CORPORATION

William Ziff, Chairman

I. Martin Pompadur, President

Hershel B. Sarbin, Executive Vice President

POPULAR ELECTRONICS, May 1980, Volume 17, Number 5. Published monthly at One Park Avenue, New York, NY 10016. One year subscription rate for U.S. and Possessions, \$14.00; Canada, \$17.00; all other countries, \$19.00 (cash orders only, payable in U.S. currency). Application to mail at controlled circulation postage rates is pending at Salem, Illinois 62881. Authorized as second class mail by the Post Office Department, Ottawa, Canada, and for payment of postage in cash.

POPULAR ELECTRONICS including ELECTRONICS WORLD. Trade Mark Registered. Indexed in the Reader's guide to Periodical Literature.

COPYRIGHT 1980 BY ZIFF-DAVIS PUBLISHING COMPANY. ALL RIGHTS RESERVED.

Ziff-Davis also publishes Boating, Car and Driver, Cycle, Flying, Popular Photography, Skiing, Stereo Review, Electronic Experimenter's Handbook, Tape Recording & Buying Guide, Stereo Directory & Buying Guide, and Communications Handbook.

Editorial correspondence: POPULAR ELECTRONICS, 1 Park Ave., New York, NY 10016. Editorial contributions must be accompanied by return postage and will be handled with reasonable care; however, publisher assumes no responsibility for return or safety of manuscripts, art work, or models submitted.

Forms 3579 and all subscription correspondence; POPULAR ELECTRONICS, Circulation Dept. P.O. Box 2774, Boulder, CO 80302. Please allow at least eight weeks for change of address. Include your old address, enclosing, if possible, an address label from a recent issue.

Permissions. Materials in this publication may not be reproduced in any form without permission. Requests for permission should be directed to Jerry Schneider, Rights and Permissions, Ziff-Davis Publishing Co., One Park Ave., New York, NY 10016.

The publisher has no knowledge of any proprietary rights which will be violated by the making or using of any items disclosed in this issue.



Member Audit Bureau
of Circulations



Editorial

WHERE ARE YOU GOING IN ELECTRONICS?

Some weeks ago I turned on my TV receiver and, surprisingly, viewed part of a program that explored the solid-state industry in that wondrous North California area called "Silicon Valley." An interview with a computer specialist revealed that there's virtually a price war going on for skilled electronics people. Times are obviously good for electronics-trained personnel, but will it continue?

All indications are that the need for skilled people in the field of electronics will grow in this new decade. For example, the U.S. Department of Labor recently indicated that computer technician jobs are expected to double in the next ten years. And an Intel executive predicts that we'll need more than one-million software engineers by 1990, while our education system is producing only tens of thousands each year.

Entry-level salaries for techs are reported to be over \$20,000 per year including overtime, while some experienced techs earn \$35,000. Engineers, too, are having a field day. For example, June 1979 electrical engineering graduates (bachelor's degrees) from MIT received yearly starting salaries that ranged from \$17,640 to \$21,780; computer science grads got \$17,000 to \$22,000. With a master's, the range was said to be \$18,480 to \$24,420. And I know an MIT grad who earned his doctorate at that time and his first job started at \$30,000.

There's a minor furor going on about who's an electronics engineer. As many readers may know, there's an EE degree and a BET degree, the latter being a Bachelor of Engineering Technology. In trying to distinguish between the two, some people have suggested that the EE is really a theoretical engineer upon graduation, while the BET is an applied engineer. Moreover, it has been pointed out that the EE course is really a five-year one, though often completed in four years by handling heavy course loads, while the BET curriculum is for four years. Consequently, some EE's are battling BET's for the same jobs. There are also many techs who are doing engineering work and, indeed, are considered to be engineers and paid accordingly.

There are a lot of training avenues available to one who wishes to enter or grow in the electronics field: home study courses, seminars, technical institutes, and colleges, among others. There's also POPULAR ELECTRONICS, which in this issue presents a first-of-a-series microprocessor applications training course.

With more and more circuit designs that dedicate microprocessor IC's for noncomputer end products—telephone answering machines, electronic games, "smart" thermostats, etc.—it's imperative that readers understand how to use microprocessors to create low-cost sophisticated circuits. Moreover, this underlying knowledge will prepare you to service the ever-growing number of microprocessor-based products and provide you with a solid foundation to understand computers, computer programming, and how to make a computer interact with the outside world for, say, a super security system.

What's more, all this know-how will open new electronics vistas for the enthusiast, many of whom are involved professionally in electronics. It means that electronics can be more exciting and fulfilling than ever before.

The Personal Computer Line by OHIO SCIENTIFIC



Personal Computers

C1P: \$349 A dramatic breakthrough in price and performance. Features OSI's ultra-fast BASIC-in-ROM, full graphics display capability, and large library of software on cassette and disk, including entertainment programs, personal finance, small business, and home applications. It's a complete programmable computer system ready to go. Just plug-in a video monitor or TV through an RF converter, and be up and running. 15K total memory including 8K BASIC and 4K RAM—expandable to 8K.

C1P MF: \$995 First floppy disk based computer for under \$1000! Same great features as the C1P plus more memory and instant program and data retrieval. Can be expanded to 32K static RAM and a second mini-floppy. It also supports a printer, modem, real time clock, and AC remote interface, as well as OS-65D V3.0 development disk operating system.

Professional Portables

C4P: \$698 The professional portable that has over three times the display capability of C1Ps. Features 32 x 64 character display in up to 16 colors, graphics, audio output, a DAC for voice and music generation, key pad and joystick interfaces, AC remote control interface and much more. Utilizes a 4-slot BUS (2 used in base machine), 8K BASIC-in-ROM, 8K of static RAM and audio cassette interface. Can be directly expanded to 32K static RAM and two mini-floppy disks.

C4P MF: \$1695 The ultimate portable computer has all the features of the C4P plus real time clock, home security system interface, modem interface, printer interface, 16 parallel lines and an accessory BUS. The standard machine operates at twice the speed of currently available personal computers (with GT option it runs even faster!). The C4P MF starts with 24K RAM and a single mini-floppy and can be directly expanded to 48K and two mini-floppies. Available software includes games, personal, business, educational and home control applications programs as well as a real time operating system, word processor and a data base management system.



Computers come with keyboards and floppies where specified. Other equipment shown is optional.

Home/Small Business Systems

C8P: \$895 Same great features as the C4P in a tremendously expandable "main-frame package." Features over three times the expansion capability of the C4P for advanced home and demanding business applications. Can be expanded to 48K RAM, dual 8" floppies, hard (Winchester) disks and multiple I/O devices such as Voice I/O and a universal telephone interface.

C8P DF: From \$2597 The ultimate Home/Very Small Business Computer at a personal computer price. Features 32K RAM (expandable to 48K) and dual 8" floppy disks (stores eight times as much information as a mini-floppy). Has all personal computer capabilities including 32 x 64 display, color graphics, sound, DAC, joystick interfaces, home features including real time clock, AC remote interface, home security and fire detection interface and can be expanded to include voice I/O and a universal telephone system for answering and initiating calls! Its large memory capability and 8" floppies allow it to run most Ohio Scientific business system software including a complete accounting system, word processor and information management system.

For literature and the name of your local dealer, CALL 1-800-321-6850 TOLL FREE.



CIRCLE NO. 45 ON FREE INFORMATION CARD

OHIO SCIENTIFIC
1333 SOUTH CHILLICOTHE ROAD
AURORA, OH 44202 • (216) 831-5600



Letters

THANKS FROM SHORTWAVE FANS

As a very recent convert to the pleasures of shortwave listening, I found the use of

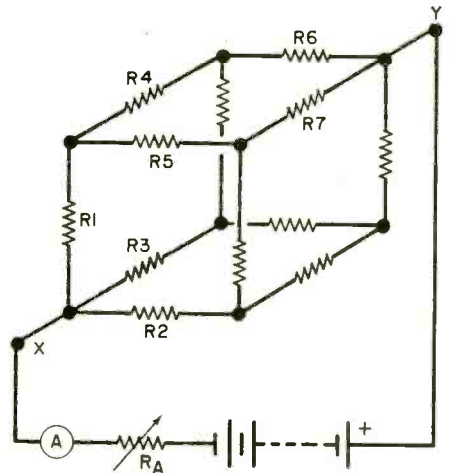
worldwide station listings was a frustrating experience. Your listings (as in December 1979) turned the tables! I suddenly discovered I could ambush any station by referring to your listing of English broadcasts. The updating in January further improved the situation and then your February listing of selected shortwave programs came very close to giving me an adrenalin surge.—S. F. Metz, Derry, NH.

Someone merits a bonus for coming up with "Selected Shortwave Programs" (February 1980). The time/topic approach is imaginative, intriguing, and handy. It's like having a TV Guide to shortwave. Another compliment is deserved for "What's on the Air Below 500

kHz?" in the same issue. I have been waiting for something like this since I picked up a BC-453 receiver at last fall's local hamfest.—Alan Bosch, Arlington, VA.

A SIMPLER 3D SOLUTION

The 3D Resistor Quiz in the September 1979 issue reminded me of a problem I once gave my physics students. However, author Gary Seaver uses some parallel and series assumptions in his solution that I have trouble justifying. Below is a simpler solution using



Kirchoff's laws with no justification problems. It is not necessary to consider all the resistors—only the seven I have labelled in my diagram.

To determine resistance between X and Y, connect a battery, rheostat, and ammeter as shown. Adjust the rheostat for a 3-ampere reading on the ammeter. Now, applying Kirchoff's first law (the sum of currents arriving at a junction equals the sum of currents leaving the junction), R_1 , R_2 , and R_3 conduct 1 ampere each; R_4 and R_5 conduct 0.5 ampere; and R_6 and R_7 conduct 1 ampere. Using Kirchoff's second law (in any loop, the voltage rises equal the voltage drops), the drop across R_1 is 100 volts, across R_4 equals 50 volts, and across R_6 equals 100 volts. Therefore, considering R_1 , R_4 , and R_6 as a complete loop, the sum of the drops is 250 volts. Finally, applying Ohm's Law, we get $R = E/I = 250 \text{ V}/3 \text{ A} = 83.3 \text{ ohms}$.

—Park E. Gregory, Belleville, MI.

COMPUTER ACCURACY

I understand the consternation on the man's face in the computer cartoon on page 87 of your March 1980 issue. A total of 3.999 from adding $2 + 2$ is not 99.999% accuracy, but only 99.9975% accuracy.—R. N. Tomlin, Ann Arbor, MI.

RADIATION INFORMATION

I agree with Peter L. Schestopol's letter in your March 1980 issue that there is too much misinformation being fed to the public about radiation. Unfortunately, some of his information is incorrect.

First, the rad, the unit of absorbed dose, is not 1 erg per gram but is 100 ergs per gram in the C.G.S. system. In the S. I. units, it is 0.01 joules per kilogram.

Second, the roentgen is 0.000258 cou-



Cat.[™] Someday there won't be a phone without one.

The only way to realize the full potential of your small business or personal computer is to tie it in with other computers. And the best way to do that is with a Cat acoustic modem.

A Cat modem lets your computer talk face to face with any other compatible computer or terminal within reach of your phone, over standard telephone lines.

You can work at home using the computer at your office. Send or receive data from anywhere. Or swap programs.

Fast, accurate, reliable—and only \$189.

Cat. Someday there won't be a computer without one.

Cat by Novation

Tie your computer into the world.
Call for details

(800) 423-5410

In California (213) 996-5060



Available at Hamilton/Avnet, Kieruff Electronics, Byte Shops, Computerland, and your local computer store.

Novation, Inc., 18664 Oxnard Street, Tarzana, California 91356

CIRCLE NO. 44 ON FREE INFORMATION CARD

lombs per kilogram of air in S. I. units. In C. G. S, it is the amount of radiation required to produce 1 electrostatic unit of charge per cubic centimeter of air.—*J. Wesley Kersey, Memphis, TN.*

SOLVING LISSAJOUS PATTERNS

In regard to the "Lissajous Pattern Quiz" (January 1980), finding the ratios can be tedious if you follow the trace and try to remember where you've been, where you're going and how many times you've gone up and down and left and right and—now where was I?

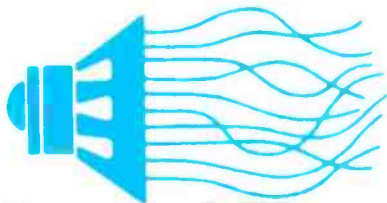
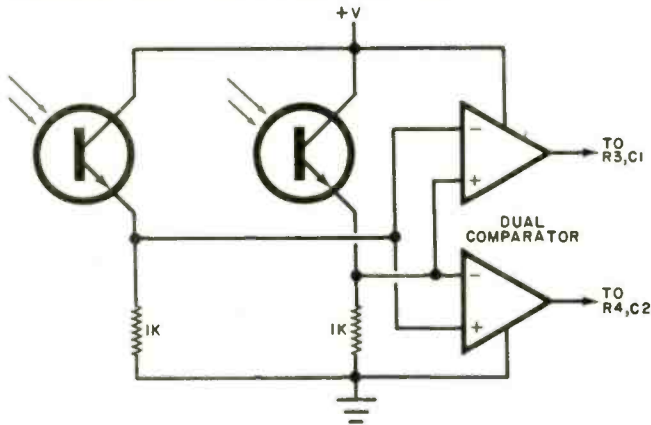
The task can be made easy by remembering that each time the trace moves from one edge of the screen to the other (half a cycle), it must cross the axis. Thus, if one draws the two major axes and counts intersections, the ratio is: vertical frequency/horizontal frequency = horizontal axis intersections/vertical axis intersections.—*D. J. Koscheka and N. D. Herbert, Palatine, IL 60067.*

PROTECTING A LONGWAVE CONVERTER

I enjoyed the two-part article by Karl Thurber "What's on the Air Below 500 kHz?" (February and March 1980). I particularly noted the authors warning to anyone who uses a receiving converter on a transceiver to remove the mike in order not to transmit with the converter attached, thus avoiding damaging the converter. On my ham rig, I have been using a 6-meter Venus transceiver to drive a homebrew, 2-meter transverter. I broke the wire in the transceiver that runs from the receiver's antenna coil to the switching relay and installed two jacks in this line. Then, when I want to use my 2-meter transverter, I plug the output of the receiving converter section into the jack going to the antenna coil. This way I can't transmit and damage the converter. To use the transceiver on 6 meters, I simply disconnect the output of the receiving converter from the receiver input stage and run a jumper across the jacks.—*H. D. Mohr, Gahanna, OH.*

SUBSTITUTE FOR LM1890 IN SUNDIAL

It has come to our attention that the LM1890 light-to-current converter used in the "Solar Powered Sundial" (March 1980) is in short supply since it is no longer in production. The circuit below, using conventional light-sensitive transistors and a dual comparator, can be substituted easily for the LM1890 circuit.—*Ed.*




Out of Tune

The schematic of the power supply for "A 3-Way Drive System for Speakers" shown as Fig. 2 on page 48 of the April 1980 issue shows the positive output of fullwave bridge *RECT1* incorrectly connected to one of its ac inputs. The etching and drilling and parts placement guides are correct.



**BW-2630
Battery Tool**



- BW-2630 \$19.85*
- BT-30 \$ 3.95*
- BT-2628 \$ 7.95*

BW-2630 BATTERY TOOL


The new BW-2630 is a revolutionary battery powered wire-wrapping tool. The tool operates on 2 standard "C" size NiCad batteries (not included) and accepts either of two specially designed bits. Bit model BT-30 is for wrapping 30 AWG wire onto .025" square pins; BT-2628 wraps 26-28 AWG wire. Both produce the preferred "modified" wrap.

Designed for the serious amateur, BW-2630 even includes both positive indexing and anti-overwrapping mechanisms — features usually found only in industrial tools costing five times as much. Pistol grip design and rugged ABS construction assure performance and durability. In stock at local electronic retailers or directly from

OK Machine & Tool Corporation

3455 Conner St., Bronx, N.Y. 10475 U.S.A.
Tel. (212) 994-6600 Telex 125091

Minimum billings \$25.00, add shipping charge \$2.00
New York State residents add applicable tax



New Products

Additional information on new products covered in this section is available from the manufacturers. Either circle the item's code number on the Free Information Card or write to the manufacturer at the address given.

Hand-Held DMM

The Keithley Model 130 3½-digit LCD hand-held digital multimeter features a 0.6"-high LCD display, a 0.5% basic dc voltage accuracy, auto zero and polarity, and full overload protection. There are five



dc voltage ranges from 200 mV to 1 kV, five ac voltage ranges from 200 mV to 750 volts, five ac and dc current ranges from 2 mA to 10 amperes and five resistance ranges from 200 ohms to 20 megohms. One hundred hours of life can be expected from the internal 9-volt battery. A full line of accessories expands the Model 130 capabilities to 40 kV, 200 amperes and voltage at frequencies to 700 MHz. Dimensions are 7" X 3.1" X 1.5" (18 X 8 X 4 cm). \$99.

CIRCLE NO. 87 ON FREE INFORMATION CARD

High-Technology Phono Cartridge

Heading the new Dynamic Interface series of phono cartridges from Empire Scientific is the model 600LAC. The unit uses a vapored-boron, aluminum-alloy cantilever to improve tracking and to damp unwanted resonances. In addition, the cartridge features samarium-cobalt magnets for high electrical output and lightweight construction that allows improved tracking of



warped records, as well as the ability to interface well with low-capacitance turntable wiring and preamp inputs. Frequency response is rated at 20 to 28,000 Hz \pm 1 $\frac{3}{4}$ dB, with a recommended tracking force of 1.5 grams. Vertical tracking angle is 20°, and the unit is designed to feed an input rated at 47 kilohms in parallel with 150 pF. Price is \$175.

CIRCLE NO. 88 ON FREE INFORMATION CARD

Sports Radar

Midex is now making available its Sports Radar, a handheld, lightweight (38.4 oz) radar "gun" that can be used to measure and record the speed of tennis, golf, soc-



cer and baseballs, hockey pucks, human or animal racers, RC planes, or almost anything whose speed must be known. The device will time from 20 to 150 mph. Operation is from a 12-volt dc source. Frequency is 10.525 GHz (X band) and an FCC license is not required. \$149.95.

CIRCLE NO. 89 ON FREE INFORMATION CARD

CPU-Controlled Printer

The Model 877 from Printer Terminal Communications Corp. is an 8½" roll-paper receive-only serial printer featuring bidirectional 9 X 7 dot matrix head, hardened metal chassis and a stainless-steel drive



screw. A cartridge ribbon eliminates the ribbon reversing mechanism. It prints at 120 characters per second at 80 characters per line, 10 characters per inch, and features a 95-character ASCII set. The paper roll is friction fed. The 877 includes an RS-232C interface with baud rates of 300 to 9600. Dimensions are 18" X 22" X 7.5" (45.7 X 55.9 X 19.1 cm); weight is 25 lb (11.36 kg) \$999.

CIRCLE NO. 91 ON FREE INFORMATION CARD

Logic-Controlled Cassette Deck

Aiwa's AD-M700BU (black finish) and its sister unit, AD-M700U (silver finish), are designed to use metal, CrO₂, FeCr, and LH tape types. A bias fine adjustment control



allows optimum response from each. The decks have V-cut Sendust record/playback combination heads and double-gap ferrite erase heads. Other features include a Double-Dolby circuit, a logic-controlled transport with continuous repeat operation as well as start and stop memory function, and dual dc motors. Rounding out the package is a five-point LED peak indicator and a "rec-mute" function. Specifications include frequency response for metal tape at -20 VU recording level of 30 to 17,000 Hz \pm 2, -3 dB; 25-12,500 Hz, \pm 2, -3 dB at 0 VU; S/N 65 dB (FeCr tape, Dolby on), and wow and flutter of 0.04% (wrms).

CIRCLE NO. 92 ON FREE INFORMATION CARD

Digital Inside/Outside Vehicle Thermometer

The Heathkit CI-1525 Car Thermometer reads temperatures between -20° and +140°F (-30° and +60°C) inside and outside any vehicle (including boats) with a



12-volt dc negative-ground system. The 2½-digit fluorescent readout can be changed from Fahrenheit to Celsius and the indoor and outdoor readings can be chosen separately or automatically alternated. It uses a dual-slope analog/digital converter. Accuracy is \pm 3%. \$89.95 kit.

CIRCLE NO. 90 ON FREE INFORMATION CARD

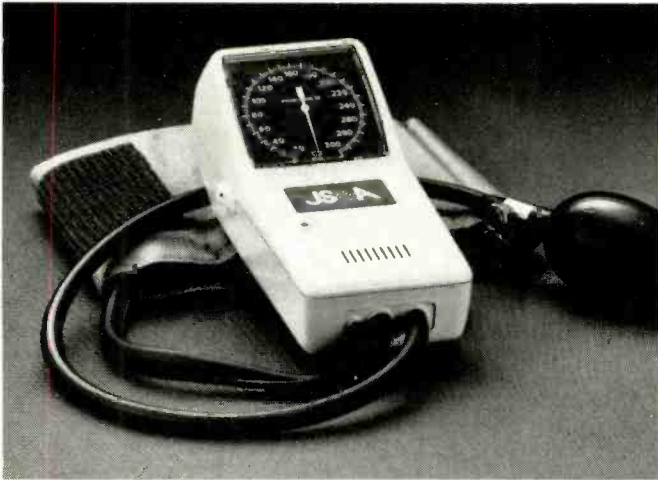
Dual-Trace, Delayed-Sweep 30-MHz Oscilloscope

B&K-Precision's dual-trace Model 1530 oscilloscope is said to have a 30-MHz vertical amplifier bandwidth, vertical sensitivity as low as 2 mV/cm, and delayed sweep over five ranges of time-base delay (1 μ s to 100 ms). Other features include variable hold-off, chopped or alternate dual-trace operation, differential measurement capability, algebraic addition and subtraction of vertical input signals, X-Y display capabili-

Extended Lifespan

JS&A was destined for failure when we introduced our first electronic blood pressure unit. But then a miracle happened.

Model 310



Model 410



Advertisements were starting to appear everywhere. JS&A had just introduced the world's first home electronic blood pressure unit in a massive national advertising campaign.

But something was strange. JS&A often tests its products in its catalog first before they are nationally advertised. If they sell well, we then start a national magazine advertising campaign. The blood pressure unit sold well in our catalog, but for some strange reason, it wasn't selling well in magazines.

SHOCKING DISCOVERY

And then we found the answer. A few months earlier after our blood pressure unit appeared in our catalog, our computer manager (let us call him Ralph to protect his identity) handed us a computer printout of the catalog sales results.

Scanning the results, we discovered that the blood pressure unit was the best-selling product in our catalog—far exceeding every other product by five times.

The results were so positive that we immediately placed hundreds of thousands of dollars in an advertising campaign launched in early 1978.

Just as the advertisements were starting to appear, Ralph walked into our president's office with some startling news. "There's been a mistake," Ralph said. "The computer printout was wrong. The blood pressure unit is actually our worst selling product but a computer error gave us the wrong information."

And so our president sat back and watched JS&A advertisements appearing everywhere, knowing full well that the campaign would cost his company almost the price of a new computer.

Then came the miracle. As if by plan, the American Medical Association came out with

an advertising campaign urging consumers to take their blood pressure regularly to combat hypertension or high blood pressure. Ads appeared everywhere.

The campaign revealed that there may be as many as 25 million Americans who have high blood pressure and don't know it. Simply by taking their own blood pressure and discovering hypertension early enough, Americans could be saving their lives and reducing the chances of heart attacks. Suddenly our campaign started to sell blood pressure units by the thousands.

AWARD RECEIVED

This year JS&A's president received the Extended Lifespan award for "pioneering in the distribution of home health electronic devices" by the Committee for an Extended Lifespan. In accepting the award, our president made it very clear that the award was earned as a result of a computer error and not as a result of his brilliance.

This story is painfully true. And although it may be a slight embarrassment to us, there is one aspect that is not. JS&A was indeed the company that pioneered the electronic blood pressure units and has always selected the very best units available to offer at the very lowest prices possible.

NEWEST UNIT

Our newest unit shown above is another example. The model 310 sells for only **\$69.95** plus \$2.50 for postage and handling (Illinois residents, please add 6% sales tax.) You simply wrap the velcro cuff around your arm (you can even keep your shirt on) and inflate the cuff. Both an audible tone and a visible red light will indicate your systolic and diastolic readings. The system is extremely accurate, comes with a self-bleeding air valve and can be stored in a convenient carrying case that

comes with each unit.

The deluxe model 410 functions similar to the first system except that the readings are displayed in digits, and the unit also displays your pulse reading. It sells for **\$139.95** plus \$2.50 per unit for postage, insurance and handling. If for any reason you are not completely satisfied with either unit, you may return it within 30 days for a prompt and courteous refund including your \$2.50 postage and handling. To order either unit, credit card buyers may call our toll-free number, or you may send your check or money order to the address below.

Both units use solid-state components, come complete with instructions and a one-year limited warranty, and should give you years of trouble-free service. If service should be required, we maintain a service-by-mail center as close as your mailbox. JS&A is America's largest single source of space-age products—further assurance that your modest investment is well protected.

If you are concerned about your blood pressure or know somebody who is concerned about monitoring his or hers, we recommend JS&A's latest units.

Incidentally, Ralph left JS&A on his own accord and bought a farm in another state. There were no hard feelings when he left. How could there be? Order your blood pressure unit at no obligation, today.

JS&A PRODUCTS
THAT THINK

Dept. PE One JS&A Plaza
Northbrook, Ill. 60062 (312) 564-7000
Call TOLL-FREE 800 323-6400
In Illinois Call (312) 564-7000

© JS&A Group, Inc., 1980

McIntosh

"A Technological Masterpiece ..."



McIntosh C 32

"More Than a Preamplifier"

McIntosh has received peerless acclaim from prominent product testing laboratories and outstanding international recognition! You can learn why the "more than a preamplifier" C 32 has been selected for these unique honors.

Send us your name and address and we'll send you the complete product reviews and data on all McIntosh products, copies of the international awards, and a North American FM directory. You will understand why McIntosh product research and development always has the appearance and technological look to the future.

Keep up to date.
Send now - - -

McIntosh Laboratory Inc.
Box 96 East Side Station
Binghamton, NY 13904

Name _____


Address _____

City _____ State _____ Zip _____

If you are in a hurry for your catalog please send the coupon to McIntosh. For non-rush service send the Reader Service Card to the magazine.

10 CIRCLE NO. 42 ON FREE INFORMATION CARD

NEW PRODUCTS *continued*



ty, built-in video sync separator, ac or direct coupling, intensity modulation provisions, range of triggering choices (channel A, channel B, alternate A and B, and ac power line, and an external source), and X5 sweep magnification. Sweep rate can be varied from 0.2 μ s/cm to 0.5 s/cm. \$1340.

CIRCLE NO. 93 ON FREE INFORMATION CARD

Desk-Top Microcomputer

The iPEX 8085 is a desk-top computer consisting of a combined microcomputer-CRT terminal and a separate dual floppy-disk storage. The CPU is an 8085A. An



automatic start-up routine, called by a single key, locks onto any CRT baud rate from 110 to 9600 and quick-tests each RAM location; a sign-on message displays installed memory size and indicates that the operating system is loading. After about four seconds, the operator has access to any programs on disk. The standard system includes 32K bytes of RAM (expandable to 56K directly) and 600K bytes of on-line disk storage (expandable to 1.2 megabytes). Supplied with Disk Extended BASIC, a Disk Operating System, debug package, utilities software, and 3K byte PROM resident system monitor. \$3695.

CIRCLE NO. 94 ON FREE INFORMATION CARD

3rd Hand Circuit-Board Holder

Studio 3 has introduced a new version of "the 3rd Hand" circuit board holder. It employs a brass spring, retaining tabs, and a PVC gasket to hold a board without thumbscrews. The 3rd Hand clamps to the edge of the workbench and holds the board at an angle for the placement of components. It can then be flipped over so that solder or wrapped-wire connections can be made. The 3rd Hand is available in three sizes, each of which can be used with an optional Extension Bench Clamp that holds the 3rd Hand 2" (5.1 cm) above the workbench and 6" (15.3 cm) in from its edge. The Mini Model 3 B/C (\$9.95) is 4"

(10.2 cm) wide, holds boards from 1" (2.5 cm) wide to 6 1/2" X 4 1/2" (16.6 X 11.5 cm). Standard Model 3 A/C (\$12.50) is 5 3/4" (14.6 cm) wide, holds boards up to S-100 buss size. Maxi Model 3 C/C (\$14.95) is 7 5/16" (18.5 cm) wide, holds boards such as those employed in single-board computers. The Extension Bench Clamp, two of which are required for use with the Maxi Model 3 C/C, is \$4.95.

CIRCLE NO. 95 ON FREE INFORMATION CARD

Digitally Synthesized FM/AM Tuner

In addition to its automatic and manual tuning modes, the new Akai AT-V04 low-profile stereo FM/AM tuner, with digital readout, has seven memory presets that




can be selected at the touch of a button. Automatic tuning advances the tuner to the next strong station with equal convenience, and manual control allows weaker stations to be chosen. Minimum usable sensitivity (noise and distortion suppressed by 30 dB) is given as 1.6 μ V (equivalent to 9.3 dBf), with a capture ratio of 1.2 dB. Alternate-channel selectivity is rated at better than 75 dB, image rejection at more than 95 dB, harmonic distortion (100% modulation) at less than 0.08% in mono and less than 0.1% in stereo. Other features include FM muting and tuning and signal-strength indicators.

CIRCLE NO. 96 ON FREE INFORMATION CARD

Twelve-Inch Video Monitor

The Leedex Video 100-80 12" black-and-white monitor for home and commercial use is plug-in compatible with Apple, Atari, Radio Shack, O.S.I., Microterm, and Exidy computers. The removable face plate pro-



vides mounting space for a mini-floppy disk and there is also space inside for an 11" by 14" pc board. The 90° deflection tube allows an 80-character by 24-line display with a 12-MHz bandwidth.

CIRCLE NO. 97 ON FREE INFORMATION CARD




Even at 5:12 a.m., it's hard to quit playing Personal Software™ strategy games.

A quick game before turning in can become an all-night session when you load any of the Personal Software™ strategy games into your Apple*, PET* or TRS-80*. They'll challenge, teach and entertain you. And now there are two new games—Gammon Gambler™ and Checker King™—joining Bridge Partner™, Time Trek™ and the best-selling Microchess™.


Bridge Partner. You against the computer in over 10 million different hands of contract bridge. You can even specify the hands' high card points. Written by George Duisman for the Apple, PET and Level II TRS-80. \$19.95.

Time Trek is easy to learn, difficult to master and impossible to forget. Take command of a starship in real-time action to make the galaxy safe again. PET version by Brad Templeton. TRS-80 program by Joshua Lavinsky. \$19.95.

Personal Software, Inc., also produces the VisiCalc™ program (the software that's revolutionizing personal



Checker King



Gammon Gambler

Checker King—you probably forgot how much fun it is! If you move and change your mind, take it back and move again—without a peep from the computer. Play eight skill levels. Add and remove pieces. Save three board positions for later play. And solve three challenging checker puzzles. Written by Michael Marks for the Apple, PET and TRS-80. \$19.95.

Microchess, the most widely used personal computer chess program, is a nearly perfect chess opponent for the total novice or the advanced enthusiast. Written by Peter Jennings for the Apple, PET and TRS-80. \$19.95.



computing), CCA Data Management System, the Vitafacts series and other exciting software for the Apple, PET and TRS-80.

Now that you've read about the Personal Software programs, go see a demonstration. For the name of your nearest Personal Software dealer, call (408) 745-7841 or write to Personal Software, Inc., 592 Weddell Drive, Sunnyvale, CA 94086.

PERSONAL SOFTWARE



*Apple is a trademark of Apple Computer, Inc.; PET is a trademark of Commodore Business Machines, Inc.; TRS-80 is

Microprocessor-Controlled Wireless Alarm System

Universal Security Instruments announces the availability of its Perim-A-Tron microprocessor-based programmable wireless alarm system. Using a built-in keypad, the user can select entry/exit delay times over a range of 5 to 45 seconds and a 3-digit disarm code and perform system tests. Ultrasonic transmitters mounted at various locations in the premises to be protected can be set to operate on either of two alarm channels, as well as to observe or disregard the programmed entry/exit de-



lay. The user can employ both delayed and nondelayed transmitters on the same channel. An automatic timer silences the alarm

after it has sounded for 10 minutes and then resets the system. Perim-A-Tron has an audio output stage that can drive an external PA horn speaker. Basic system of one transmitter and one receiver/supervisory module, \$149.95.

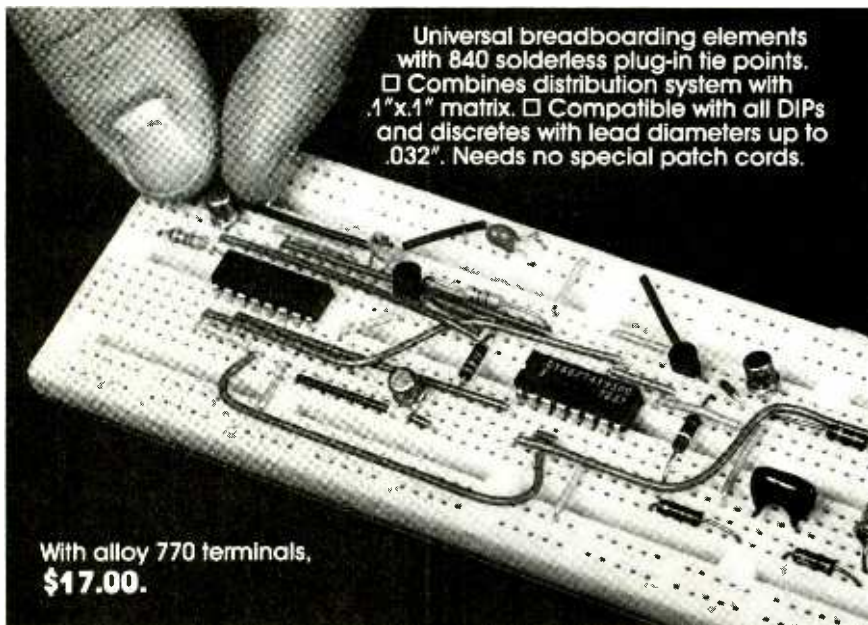
CIRCLE NO. 98 ON FREE INFORMATION CARD

Low-Cost "Superamp"

The Adcom GFA-1 stereo power amplifier, using two amplifiers per channel in a bridged configuration, is rated to deliver 200 watts per channel to 8-ohm loads, 20 to 20,000 Hz at no more than 0.05% THD and 0.1% IM. Into a 4-ohm load, the unit is said to be capable of delivering 350 watts. Rated S/N, A-weighted, at 1-watt output is 90 dB, with slew rate (80 V/s) high enough to give negligible transient IM distortion. IHF headroom is given as 2.2 dB and input sensitivity for full power output at 1.5 V into 50 kilohms. The power supply is built around a toroidal transformer, and a built-in fan is provided to assure cool operation at high power. Automatic thermal protection for the output transistors is also incorporated. \$400.

CIRCLE NO. 99 ON FREE INFORMATION CARD

Universal breadboarding elements with 840 solderless plug-in tie points. □ Combines distribution system with 1"x.1" matrix. □ Compatible with all DIPs and discretes with lead diameters up to .032". Needs no special patch cords.



With alloy 770 terminals, \$17.00.

Your breadboarding is a super-snap with a solderless A P Super-Strip.

Build a circuit almost as fast as you dream it up. Pull it apart and do another—everything's as good as new.

Our versatile Super-Strip mini-breadboards give you the same top-quality contacts you get in our full-scale ACE All-Circuit Evaluators. Not so "mini," either. You can build circuits with


as many as nine 14-pin DIPs.

Instant-mount backing and quick-removal screws make stacking and racking a snap, too.

Where to buy? Phone (toll-free) 800-321-9668 for the name of your local A P distributor. And ask for our complete A P catalog, The Faster and Easier Book.

Customized RS-232 Interface

The Remark Model 54 Stunt Box allows the user to create a customized interconnection between two different RS-232 computer interfaces. The box contains a pc board carrying two DB-25 connectors whose pins are terminated at 0.025" square pins and



plated-through holes. This arrangement allows the use of Wire-Wrap or jumper pins to interconnect the signal paths. To facilitate common bussing of particular signals, one 3-point, two 4-point and one 5-point areas are provided. Dimensions are 3.25" X 3.25" X 1" (8 X 8 X 2.5 cm). \$52. Address: Remark International, 4 Sycamore Drive, Woodbury, NY 11797.

Vaco Five-Piece Screwdriver Set

Vaco Products' new Model 70600 is a five-piece set of Bull Driver screwdrivers in sizes: 3/16", 1/4", and 5/16" slotted; and 3/16" and 1/4" Phillips. The drivers have handles said to be 35% larger than usual and are fluted with chamfered edges. Tempered, nickel-chrome plated, chrome vanadium steel is machined and ground to form the drivers' shafts and tips.

CIRCLE NO. 100 ON FREE INFORMATION CARD



"Faster and Easier is what we're all about."



A P PRODUCTS INCORPORATED
1359 W. Jackson St
Painesville, Ohio 44077
Tel. 216/354-2101
TWX: 810-425-2250


Not Just Another Limited Area Motion Detector!

guardex™

Protects Every Square Inch Of Your Building

Turns On Lights Automatically

Powerful Electronic Siren



Low Cost Computerized Burglar Alarm System Home - Office - Business

The Guardex 8000 Alarm System is walnut grained and disguised to look like a small stereo speaker (6 3/4" x 9 3/4" x 8") and weighs less than 6 1/2 pounds.

NO INSTALLATION

Just plug the Guardex 8000 alarm system in, make several simple control adjustments to suit your particular building and it works! There are no other wires to run. This totally self-contained burglar alarm can completely seal off every square inch of the surface of your building. It protects doors, windows, and what most alarms miss... your roof, walls and floors.

HOW CAN ONE SMALL COMPUTER PROTECT MY WHOLE BUILDING?

Guardex 8000 Alarm System works on the principle of audio discrimination. This, put simply, is the process of electronically separating normal everyday sounds, such as voices, telephones, etc. from break-in type noises such as breaking glass, prying metal, or forcing a door open. The Guardex 8000 protects one story homes and offices up to 2000 square feet and open commercial buildings up to 10,000 square feet. The Guardex 9300 with wireless remote sensor capability is available for multi-story homes and offices or single story with more than 2000 square feet. Call the factory for more detailed information.

TURNS ON LIGHTS AUTOMATICALLY

When the first break-in type sound is detected, the system will instantly turn on lights, radio, or other electronic equipment that you have plugged into the back of the alarm. These lights or other equipment will remain on for a period of five minutes, then automatically turn off.

POWERFUL ELECTRONIC SIREN

The Guardex 8000 alarm is equipped with a loud built-in siren. If during the five minute period the lights or other electronic equipment has been activated, a second break-in sound is detected, (it can be only a second or two after the first break-in sound) the built-in siren will start blasting for 90 seconds. At the end of approximately 90 seconds the siren will shut off and the alarm listens again. If another break-in sound is heard, the siren will come on for another 90 seconds. If no other break-in sound is detected, the siren will stay off and at the end of the five minute period the lights will shut off and the alarm instantly resets.

The rear control panel contains two standard AC plug receptacles for a table lamp, spot lights, radio, etc.; terminals for connecting optional outside siren and back-up battery (not included); entry delay time control and sensitivity control.



EXIT AND ENTRY DELAY

The Guardex 8000 alarm has a built-in exit delay allowing you approximately one minute to lock up and leave the building before the alarm is armed. When you enter your building you may find that just your normal entering sounds activate the siren. You may delay it from starting for up to 30 seconds by turning up the siren entry delay control.

BATTERY BACK-UP

Burglars rarely cut power. However, to give you total protection from a burglar and possible power failure, our alarm has provisions for a battery back-up. (Batteries not included). 12 volt lantern batteries are available at most hardware stores.

THE BURGLARY PROBLEM

The F.B.I. statistics show that at the present rate, one out of every four Americans are going to be burglarized. That is not a very pleasant fact, but it is true. You have a greater chance of being burglarized than being a victim of a fire or automobile accident. The time is now to help protect yourself and your valuables with a Guardex 8000 alarm system.

OUTSIDE SIREN

The Guardex 8000 alarm is equipped with a loud, built-in siren, but if you desire an additional siren to mount outside or in an area away from the main alarm, they are available with 50 feet of wire for \$24.95. (Connecting terminals are provided on the back of the alarm).

30 DAY NO RISK TRIAL

This is your opportunity to purchase an alarm system directly from the factory for only \$199.95. Try it in your home or business for thirty days without risking one cent. Put our Guardex 8000 alarm to your own test. See for yourself! It will protect every window and door from break-in. If you are not completely satisfied, return the alarm within 30 days for a complete refund. To order your Guardex 8000 alarm, CALL TOLL FREE to charge your credit card or send your check to Guardian Electronics, Inc. in the amount of \$199.95. If you want the optional outside siren, add \$24.94. (California residents add 6% sales tax.)

(If you require more information, call during California business hours, Monday - Friday)



Dealer Inquiries Invited

CALL TOLL FREE
(800) 423-5499

California residents:
(213) 889-1414 collect.

GE GUARDIAN ELECTRONICS, INC.

31133 Via Colinas, Dept. PE, Westlake Village, Calif. 91361



New Literature

EMPLOYMENT OPPORTUNITIES BROCHURE

"Career Opportunities in Telecommunications" describes jobs available for experi-

enced engineers in technologies such as fiber optics, digital ICs, complex MOS memories, bubble memories, and codecs at GTE Automatic Electric Laboratories. Address: J. Douglas Allen, GTE Automatic Electric Laboratories Inc., 400 N. Wolf Rd., Northlake, IL 60164.

SECURITY SYSTEMS BOOKLET

Security systems for commercial, industrial, institutional and residential applications are described and illustrated in "ADT High Technology Security for People, Premises and Profits." Basic operations and benefits are outlined for automated central stations, direct police and fire response, and on-site compu-

terized security using microwave, ultrasonic, card-access, and closed-circuit TV techniques. Ask for Form 948-00 from: ADT, One World Trade Center, 92nd Floor, New York, NY 10048.

BECKMAN PORTABLE MULTIMETERS

The new TECH 300 and TECH 310 3 1/2-digit portable multimeters are described in a bulletin from Beckman Instruments. Features on the new instruments include 2000-hour typical battery life, a semiconductor test function and overload protection on all ranges. The TECH 300 (\$110) features 0.5% of reading accuracy of five dc voltage ranges, with five ac voltage ranges, and ac and dc current measurements on five ranges. The TECH 310 (\$140) is similar with 0.25% accuracy and an electrical continuity checking feature. Address: Advanced Electro-Products Div., Beckman Instruments, Inc., 2500 Harbor Blvd., Fullerton, CA 92634.

Sabtronics Model 2035A Handheld DMM Kit

No other hand-held DMM offers you so much performance for such low cost.

- **0.1% Basic DCV Accuracy**
- **Easy one-hand operation**
- **6 Functions - 32 Ranges**
- **Touch-and-hold capability***
- **Two-terminal input for ALL measurement functions**
- **Hi-and-Low Power Ohms**
- **Easy-to-build, one evening assembly**


*with optional THP-20 Probe.

Plus these standard features:

Large, easy-to-read LCD readout; automatic polarity; automatic zero; automatic decimal point; low battery indicator; overload protection on all functions and ranges, and 200 hour operation from a 9V transistor battery.



5709 North 50th Street, Tampa, Florida 33610
Telephone 813/623-2631



Model 2035A
\$74.95
F.O.B. Factory

BRIEF SPECIFICATIONS:

DC VOLTS: 100 μ V - 1000V, 5 ranges
AC VOLTS: 100 μ V - 1000V, 5 ranges
DC CURRENT: 0.1 μ A - 2A, 5 ranges
AC CURRENT: 0.1 μ A - 2A - 5 ranges
Hi-OHMS: 0.1 Ω - 20M Ω , 6 ranges
Lo-OHMS: 0.1 Ω - 20M Ω , 6 ranges
Size: 3 1/2" W x 6 3/4" L x 1 5/8" H

WEIGHT: 11 oz. (excl. battery)
OVERLOAD PROTECTION: 1000V DC or AC peak all voltage ranges, 250V DC or AC peak all Ohms ranges; 2A/250V fuse all current ranges.

PORTABLE SCOPE BULLETIN

Gould's new OS1200 portable, 25-MHz, dual-trace oscilloscope is described in Bulletin 449-12. The OS1200 features of 5-inch rectangular CRT operating with 6-kV accelerating potential. It has a 14-ns rise time and signal delay facility for digital work with narrow pulses and low repetition rates. Address: Gould Inc., Instruments Div., 3631 Perkins Ave., Cleveland, OH 44114.

SCANNER FREQUENCY DIRECTORY

Electra has introduced a new "Betty Bearcat Frequency Directory" which groups frequency listings of police, fire, ambulance, public utilities, railroads, and other services by listening areas. In this way, the directory is intended to eliminate hunting through state-wide alphabetical listings. The directory also has a section with a fold-out FCC frequency allocation chart, 10-code data, antenna tips, and other reference information. A cross-reference section listing users by frequency is included to help identify signals. The directory (\$12.95) is published in editions for the East and the Western U.S.A. Available from Bearcat scanner suppliers or Electra Co., P.O. Box 29243, Cumberland, IN 46229.

SPARKOMATIC SOUND CATALOG

A new 44-page catalog describes Sparkomatic's line of car stereos, speakers, graphic equalizers and amplifiers and power boosters. Included is the 100-watt high-fidelity SPX series, which includes the GE 1000 graphic equalizer and amplifier rated at 100 watts and the SK 6950 and SK 650 4-way 100-watt stereo speaker sets. Address: Sparkomatic Corp., Milford, PA 18337.

ANTIQUE RADIO SERVICING PUBLICATIONS

Antique Radio Services sells individually or in sets servicing materials for many early models of radios and TV receivers. These include Rider's manuals, Sams' "Photofacts," and early Supreme Publications, among others. A complete list of materials and sets available is obtainable. Address: Antique Radio Services, 646 Kenilworth Terrace, Kenilworth, IL 60043.

To: Sabtronics International, Inc., 5709 N. 50th Street, Tampa, FL 33610

Please send me

_____ Model 2035A Handheld Multimeter kit(s) @ \$74.95 ea. _____ \$
 _____ Shipping and handling @ \$5.00 per kit (see below) _____ \$
 _____ Model THP-20 Touch-and-hold Probe(s) @ \$19.95 ea. _____ \$
 _____ Model AC-110 Battery Eliminator(s) @ \$7.95 ea _____ \$
 _____ Model HVP-30 30 kV DC High-voltage Probe(s) @ \$29.95 ea. _____ \$
 Florida residents add 4% State Sales Tax _____ \$

TOTAL \$ _____

I enclose check * money order Bill my Master Charge Visa

Card Account # _____ Expir. date _____

*Allow 2-3 weeks clearance time for personal checks No C.O.D.

Name _____

Street _____ Apt _____

City _____ State _____ Zip _____

†Continental U.S. only AK, HI & PR \$6.00 Canada \$7.50 Foreign \$19.00 Airmail

INCREDIBLE CASSETTE OFFER!



a \$5 LCD digital WATCH

Try 10 DAK high energy cassettes risk free for only \$2.19 each and get a beautiful \$69 value LCD digital watch for only \$5.

It's your choice. Think about the kind of music you like. You don't want to think about cassettes jamming, loss of high frequency response or tape hiss.

DAK manufactures a cassette that you can really forget about. Great sound, and no problems. And, for only \$5 we hope you will think a lot about your new LCD digital quartz watch.

YOUR TIME IS PRECIOUS

Imagine yourself just finishing recording the second side of a 90 minute cassette and horrors, the cassette jams. Tape is wound around the capstan, your recorder may be damaged and you've just wasted 90 minutes of your time and perhaps lost a great recording off FM.

Enter DAK. We manufacture over one million units of cassette tape each month in our North Hollywood factory. Many of our tapes are used for high speed duplication where they are recorded at speeds up to 8 times normal. This is the ultimate stress for cassettes and causes more failures than any other use.

MOLYSULFIDE

We developed polyester slip sheets with raised spring loaded ridges to guide each layer of tape as it winds. We coat them with a unique formulation of Graphite and a new chemical, molysulfide.

Molysulfide reduces friction several times better than graphite and allows the tape to move more freely within the cassette. The molysulfide is tougher and makes the liner more resistant to wear. Evidently 3M and TDK were hot on our heels, because they have now also come out with new liners.

Hi frequency protection! Tape is basically plastic, and as it moves within the cassette friction causes the build up of static electricity, much as rubbing a balloon against your hair, or scuffing your shoes on a carpet in dry weather.

Static electricity within the cassette is drastically reduced by the low friction of the molysulfide so that its tendency to erase very high frequencies is drastically reduced. A very important consideration for often played tapes.

MAXELL IS BETTER

Yes, honestly, if you own a \$1000 cassette deck like a Nakamichi, the frequency responses of Maxell UDXL or TDK SA are superior and you just might be able to hear the difference.

DAK ML has a frequency response that is flat from 40cps to 14,500cps

±3db Virtually all cassette recorders priced under \$600 are flat ±3db from 40cps to about 12,500cps, so we have over 2000cps to spare, and you'll probably never notice the difference.

No apology. We feel that we have equaled or exceeded the mechanical reliability of virtually all cassettes and offer one of the best frequency responses in the industry. Maxell UDXL is truly the Rolls Royce of the industry, and DAK is comparable to the 100% US made Cadillac or Corvette!

Price DAK manufactures the tape we sell. You avoid paying the wholesaler and retailer profits. While Maxell UDXL 90s may sell for \$3.50 to \$4.50 each at retail, DAK ML90s sell factory direct to you for only \$2.19 each complete with deluxe boxes and index insert cards.



A \$5 LCD WATCH?

Of course not! This is an incredible offer. Countless stores throughout the country sell LCD quartz crystal watches like this for up to \$69.

This beautifully styled slim silvertone watch is loaded with features. LCD means that the time in hours and minutes always shows without having to push buttons. Push the button once, and you'll see the date in months and days, and push the button again and the watch shows seconds.

Night light. Usually only found in the most expensive watches. Simply push a button and the entire time section lights up for convenient night viewing.

Quartz crystal accuracy means constant time within 1 minute per month. Crystals use little electricity, so the battery should last up to a year, and may be easily changed by any jeweler. Stainless steel band for long life and

comfort. No cheap imitation, a first rate locking adjustable band.

It's guaranteed. This fine watch comes with a manufacturer's limited warranty for one full year.



a rugged micro-computer

DAK TAKES A RISK

Obviously giving away quality watches is not going to make DAK rich. Even giving away cheap watches wouldn't help. We are betting that you will buy our cassettes again, and we are putting our money where our mouth is!

Customers like you are very valuable in the form of future business. We anticipate receiving over 6000 orders and 4500 repeat customers from this advertisement to add to our list of over 57,000 actives.

TRY DAK ML90 CASSETTES FREE

Try these high energy cassettes on your own recorder without obligation for 30 days. If you aren't 100% satisfied for any reason, simply return the tapes and the watch to DAK for a full refund.

To order your 10 DAK ML 90 minute high energy cassettes at \$2.19 each and the \$69 value watch with your credit card, simply call the toll free number below, or send your check for **\$21.90** plus **\$5** for the watch and \$3 for postage and handling for each group of 10 cassettes and each watch to DAK. (Calif. residents add 6% sales tax.)

DAK unconditionally guarantees all DAK cassettes for one year against any defects in material or workmanship.

Why not order an extra group of 10 DAK ML90 cassettes for yourself or a friend? We will add one free ML90 cassette to each 10 you buy and of course you can buy one \$69 value watch for \$5 with each group you buy.

© DAK Industries, Inc., 1979



Call TOLL-FREE (800) 423-2636
In California Call (213) 984-1559
10845 Vanowen St., North Hollywood, CA 91605

Everybody's making money selling microcomputers. Somebody's going to make money servicing them.

New NRI Home Study Course Shows You How to Make Money Servicing, Repairing,
and Programming Personal and Small Business Computers



Seems like every time you turn around, somebody comes along with a new computer for home or business use. And what's made it all possible is the amazing microprocessor, the tiny little chip that's a computer in itself.

Using this new technology, the industry is offering compact, affordable computers that will handle things like payrolls, billing, inventory, and other jobs for businesses of every size... perform household functions including budgeting, environmental systems control, indexing recipes, and more. And thousands of hobbyists are already owners, experimenting and developing their own programs.

Growing Demand for Computer Technicians

This is only one of the growth factors influencing the increasing opportunities for qualified computer technicians. The U.S. Department of Labor projects over a 100% increase in job openings for the decade through 1985. Most of them *new* jobs created by the expanding world of the computer.

Learn at Home in Your Spare Time

NRI can train you for this exciting, rewarding field. Train you at home to service not only microcomputers, but their larger brothers, too. Train you at your convenience, with clearly written "bite-size" lessons that you do evenings or weekends, without going to classes or quitting your present job.

Assemble Your Own Microcomputer

NRI training goes far beyond theory. It includes practical experience, too. As you progress, you perform meaningful experiments building and studying electronic circuits on the NRI Discovery Lab.[®] You assemble test instruments that include a transistorized volt-ohm meter and a CMOS digital frequency counter... instruments you learn on, use later in your work.



And you build your own microcomputer. Each step of construction advances your knowledge, gives you deeper insights into this amazing world that's upon us.

This is the only microcomputer designed for learning. It looks, operates, and performs just like the finest of its kind... actually does more than many commercial units. But NRI engineers have designed components and planned the assembly procedure so it demonstrates important principles, gives you working experience in detecting and correcting problems.

And that's what NRI training is all about.



Other Opportunities in Electronics

Since 1914, before commercial radio was even on the air, NRI has been the way to learn new electronics skills. Today's modern offerings include, in addition to three different computer courses, TV/Audio/Video Systems Servicing, with training on the only designed-for-learning 25" diagonal color TV, with state-of-the-art computer programming. Or, check out our Complete Communications Course, preparing you to enter this booming field servicing, installing, and repairing equipment like microwave, broadcast, CB, shortwave radio, paging, radar, and more.

Mail Postage-Paid Card for Free Catalog No Salesman Will Call

Send today for your free copy of our 100-page, full-color catalog. It describes all of our electronics courses in detail, showing kits, equipment, and lesson plans. Look it over at your convenience, then decide how NRI can help you make the most of your talents. There's no obligation and no salesman will ever call or bother you. With more than a million students and unmatched experience in home training, NRI gives you the most in training for new opportunity! If card has been removed, write to:



NRI Schools
McGraw-Hill Continuing
Education Center
3939 Wisconsin Avenue
Washington, D.C. 20016

Feedback Cause:



Feedback Cure:



DISCWASHER®

DiscFoot™

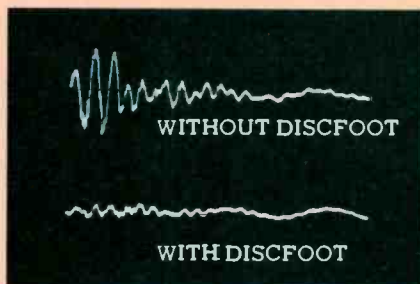
Hi-Technology Turntable Isolation System

- Works in combination with existing feet for dramatic reduction of feedback.
- Isolates better than original or "replacement" feet.

Home environments can "upset" a turntable by feeding back both speaker and footfall vibrations. Acoustic isolation of a turntable involves the complex variables of turntable weight, room/floor conditions and audio system placement. The Discwasher DiscFoot has been specifically designed to successfully isolate most turntables in the home environment.

The "Material" Solution

The major components of the Discwasher DiscFoot System are new, "totally engineered" chemical complexes that behave radically different than other plastic, rubber or spring systems. These proprietary compounds are durable and precise in behavior, although difficult and expensive to synthesize. Laboratory and real-world tests justify the use of these unusual materials in the DiscFoot System.



The Telling Test


The oscilloscope photo shows the output of two identical audio systems on the same shelf with their styli contacting the platters. The shelf is being struck by a rubber mallet. The top trace shows a turntable with absorptive "replacement" feet. The lower trace shows a DiscFoot System operating in conjunction with the existing turntable feet. Note the dramatic (tenfold) improvement in shock and feedback isolation.

CIRCLE NO. 19 ON FREE INFORMATION CARD

The DiscFoot System contains four isolation feet, four platform caps, four furniture-protecting sheets and four special damping pads (to adapt DiscFoot units to certain turntables.) Additional single DiscFoot units are available for turntables weighing over 22 lbs. The system costs \$22.



Discwasher DiscFoot can be found at audio dealers interested in preserving your music.

 **discwasher, inc.**
1407 N. Providence Rd.
Columbia, Missouri 65201



Stereo Scene

By Harold A. Rodgers
Executive Editor

DOMESTIC HARMONY

ONE OF THE oldest "truisms" that infect audio retail circles has it that the man of the house chooses equipment on the basis of its performance and the "little lady" exercises her traditional veto power on the basis of cosmetic appeal. Further, in this scenario, the female half of the partnership, through some unstated form of terrorism, dictates the placement of the equipment exclusively according to principles of interior decorating, regardless of whether or not they make any acoustic or electronic sense.

Enlightened thinking, one would hope, will recognize this view as sexist and slanderous to all concerned. On one hand it depicts men as insensitive to the visual aspects of their

surroundings and likely to be dominated by the unreasonable demands of their spouses. Women, on the other hand, are seen as single-minded, irrational, and totally devoid of concern about the place of music in the household.

If audio equipment is to be introduced into a home setting, both its acoustic and visual effects will have to be given their due or the job will not be done sensibly. In fact, one would expect an aware salesperson to note this from the outset and proceed accordingly, especially if his prospective customers are a couple. To behave otherwise could easily leave one partner or the other with a reason *not* to buy.



Myth: Audio Equipment is Ugly. First, let's establish that audio equipment is not without visual appeal. Actually, it would be surprising indeed to find that the large amounts of money that manufacturers invest in cosmetics do not produce at least some positive effects. The problem is that the equipment is seldom shown, in advertisements or store displays, in conjunction with other furniture. Thus we have little information as to how the designer envisioned them positioned in the home. Interior decorators have contributed to the difficulty as well. How often does one see a model room—or its photographic rendition—into which an audio system has been integrated?

Such a state of affairs places great demands on the imagination of anyone who wants an audio system to make constructive counterpoint with the rest of his environment. For example, it is often said that loudspeaker systems are boxes and no matter what is done to them they stand their ground in pristine, unsoftened boxiness. But to take this point of view is to blind oneself to distinctions, subtle though they may seem at first, that may allow one model to fit in where another might clash intensely. Tables, after all, don't really look all that different from each other either; it is simply that through experience and training most of us are capable of appreciating many of the differences.

The Role of Audio Furniture. Equipment racks and loudspeaker stands are aids to harmonizing equipment with its surroundings. In addition to the beneficial acoustic effects often contributed by the latter, they can usually put what might be dismissed as "just another box" in a visually more advantageous perspective. Stands that tip the loudspeaker a few degrees backward from vertical can (provided the speaker's acoustic design permits) do particularly well with respect to both of these criteria.

Racks have been offered by stereo component manufacturers for some time now, though often as an inducement to buy equipment all of the same make rather than "mixing and matching" as many people do. Most often, therefore, racks are displayed with equipment of the chosen brand installed and are designed, if possible, to make that equipment look better than its competitors. This should not dissuade the prospective purchaser from asking that alternative units be positioned in the rack, if they will physically fit (they won't always). In addition, there are rack suppliers, such as Gusdorf and Recoton, whose products are designed to accept any equipment with reasonable grace.

Making the Right Decisions. Generally, it will be easier to blend a music system into your home in an optimum way if you are redecorating at the same time. Then everything—audio equipment, furniture, carpeting, draperies, etc.—can be chosen to work together. There are a few principles to bear in mind while making one's choices:

1. Try to position any equipment that has controls (preamp, tuner, tape deck, etc.) where they can be reached from the listening position. Few things are as frustrating as getting up to adjust a tone control, going back to the listening position to check the sound, finding that it is not quite what you want, and having to repeat the entire procedure several times.

2. Give up outmoded ideas about positioning loudspeakers in odd corners or places where they can be hidden. To do this will hide their sound as well—or make you wish that you could hide it. Plan on speakers having a positive role in the decor, and position where they will give good sound. (Some acoustically based hints on speaker position were given in the September 1979 installment of this column.) If you absolutely must conceal speakers, consider the use of acoustically transparent curtains that will fit with other room accessories.

3. Plan on using some sound-absorbent material in the room. This can be in the form of stuffed furniture, carpeting, draperies, etc. These need not be applied over whole surfaces. In fact, some studies have shown that quasi-random application of damping material gives more efficient results. In general, surfaces near either the speakers or the listening position are the ones from which the most troublesome reflections arise.

4. Position the turntable as far away from the speakers as is practical; this will tend to avoid acoustic feedback. On the other hand, you may want it near the listening position for maximum convenience. To the extent that these desiderata conflict (some preferred listening positions are quite close to the speakers), trial-and-error may be the best guide. But don't put the turntable so close that you will continually bump it.

5. Do not run wires where they will be trod upon. This can easily cause disasters. If you must conceal wires under a carpet, make

sure that they run under a couch or within an inch or two of a baseboard, where no one walks. (Electric power lines should not, however, be covered by carpets.)


6. Don't be afraid to experiment with unusual furniture configurations. For example, sofas are usually placed so that the long dimension parallels one of the walls of the room. Placing one a few degrees out of such parallelism may add an individual touch to the room and make the formation of standing waves less likely or prominent.

7. Be realistic in your choice of equipment. Trying to make a pair of large, electrostatic panel speakers fit and function well in a small apartment can be an exercise in futility. On the other hand, don't let the unobtrusiveness of minispeakers tempt you into putting them in a situation where they will be over their heads trying to fill a large room with sound. You may get by, but overdriven speakers and distortion are more likely results.

If you are trying to fit an audio system into an existing decor, the problem is harder. Most often, if you are serious about hearing music reproduced with high fidelity, you will have to make changes. (Light under a bushel basket or speaker behind an overstuffed chair, it's all the same.) But if you do your advance planning and have some idea of how you will integrate the system into the design, you can usually work out some solution.

If all of this suggests to you that purchasing an audio system is not something to be done on impulse, you are beginning to get the point. I don't suggest that you make so rigid a

plan that nothing on earth will move you, for there are many good reasons for making revisions. One possibility is that a salesperson may be able to offer you a substantially better price on a component other than one you had preselected. By all means, consider attractive deals when they are available, but remember why you chose the model you did in the first place, what you expected it to do, and how you will fit it into your environment. If it all checks out, go for the deal. That way good listening can fit harmoniously into your home and lifestyle. ◇




Audiophile Recordings

DIGITAL RECORDING VOL. III: BIZET, CARMEN PRELUDE; BERLIOZ, RAKOCZI MARCH FROM DAMNATION OF FAUST; BRAHMS, HUNGARIAN DANCE NO. 5; GINASTERA, PANAMBI SUITE; RIMSKY-KORSAKOV, PROCESSION OF THE NOBLES FROM MLADA. **Zoltan Rozsnyai conducting the Philharmonica Hungarica.** M & K Realtime Records (dbx encoded) PS-1002. Well, dbx has done it at last. This and several other records released at the same time by M & K are the first dbx-encoded, digitally mastered discs—and this one, at least, is a sonic standout. The sound is so clean (the background hiss that the dbx compander pumps up and down on normal recordings is now, for practical purposes, out of the picture) that it actually takes a bit of getting used to at first. I was able to hear a playback of the master tape of the Ginastera—probably the most interesting work on the disc—and as far as I can tell its quality is transferred virtually intact to the disc. Rozsnyai and the Philharmonica Hungarica do an especially fine job with this early work of the Argentinian composer, capturing the drive and incisiveness of the music—in the second movement, for example—while losing none of the tender, subtle moments. The more limited scope of the other works keeps them from being as inspiring, but they are well played and outstandingly recorded.

VIVALDI: THE FOUR SEASONS. **Gunars Larsens, solo violin; Rudolf Baumgartner conducting the Festival Strings Lucerne.** Denon PCM Recording OX-7174-ND. This is a very well made and recorded disc that really lets the inner voices (second violins, violas, and harpsichord) project and demonstrates that Vivaldi is not just melody and bass. The one technical shortcoming I noticed is that the solo violin is placed so far to the left that its sound often gets mixed up with the massed solo violins. As the liner notes candidly admit, the interpretation is not an exercise in Baroque purism. This is not an unreasonable approach when modern instruments are used, and the result is certainly enjoyable. Soloist and orchestra play with spirit and brilliance that Baumgartner keeps under sufficient control to prevent the effect from being heavy-handed or overdone.

EXPAND YOUR RECORD COLLECTION WITHOUT BUYING MORE RECORDS.

With the Pioneer RG-2 Dynamic Processor, you'll hear everything on your records that the artists put into them. Like the extreme loud and soft passages that are lost during the recording process. The RG-2 can help restore your music to its original condition. It not only expands dynamic range up to 16dB, but it also reduces tape hiss and other noise by as much as 6dB. And you'll be glad to know our range expander is in a most reasonable price range. So you can use the money you save to expand your record collection even further.



SYSTEM ENHANCERS

©1979 U.S. Pioneer Electronics Corp. 85 Oxford Drive, Moonachie, N.J. 07074

PIONEER
We bring it back alive.

CIRCLE NO. 59 ON FREE INFORMATION CARD

Now you can create country fresh air in your home or office. And also watch cigarette smoke, pollen, dust, and other airborne particles disappear from your environment, for less than three cents a week.

All it takes is a small 2½ pound pollution fighter named Ionosphere™. Which, we're convinced, is the most superbly engineered under \$200 air ionizer on the market today. Bar none.

The Sharper Image is offering Ionosphere through the mail for just \$89.

Ionosphere purifies the air you breathe more efficiently than any fan, exhaust unit or conventional filter system by creating a negative electrical field. One 4-inch unit will ionize up to 250 square feet, or an average 12' x 20' room. This negative charge acts on floating particles—even invisible ones—causing them to cluster, fall to the floor or adhere to nearby surfaces. The air becomes pure, feels almost "washed." And Ionosphere is so efficient it requires no fan or other moving parts to disperse these ions.

You probably have experienced this fresh-air feeling before. In nature, negative ions are continually recreated by the dynamic action of the sun, rain and lightning. It's why air smells sweet and invigorating after a thunderstorm, or deep in a forest.

Born in academia.

Major ion research has been conducted at the University of California, Berkeley. Ion Systems, Inc., a private company, was founded to manufacture ionizers to the rigorous standards of this research community. Headed by senior engineer D.A. Gehlke (formerly with the government's Polaris Project), I.S.I. has built almost every hospital ion system in the U.S. Their new portable Ionosphere is constructed with this same level of integrity.

Ionosphere's electronics are both superb and unique. It is the only ionizer that uses "passive multi-stage" circuitry for its noiseless and noninterfering output (many units are known to affect radio reception). Most other units use a "vibration" mechanism, which causes clicks, pops or an annoying high-pitched whine.


The circuitry is embedded in epoxy resin, then encapsulated in an impact-resistant sphere—a solid seamless ball of fine ceramic tile. Hermetically sealed, it is protected from the moisture that inevitably reduces the performance of competitive units. We know of no other company that takes such pains in producing their product.

Other significant differences? For one, a vastly superior ion emitter than you'll find elsewhere. This easily removable element is made from surgical stainless steel bristle, not the more commonly used copper "fuzz" or nickel-plated points. (These have short life spans, do not clean easily, and in short time lower their output.) The Ionosphere's emitter will last a lifetime, and cleans easily under hot water.

On other units, you'll also find inexpensive plastic cases. When exposed to a high voltage field, these petrochemicals can be converted to a harmful gas. But Ionosphere's tile case is completely safe.

More ions aren't necessarily better.

One 4" Ionosphere generates approximately 3.8 trillion ions every second. Unlike other units which produce an excessively high output (at the source only), the Ionosphere creates a more *naturally* balanced ion environment. You should also avoid units without stated levels of ozone production (Ionosphere is among the lowest).



Power use: approximately 3 watts. Total ion output: 3.8×10^{12} ions/sec. Ion density: 10,000 ions/cubic centimeter at 8'. Ozone production: less than .03 ppm. N_2O production: not measurable.

Why do we need ionizers at all?

Urban life has upset the natural electrical balance of the air. Modern conveniences like heating, air conditioning, telephones and televisions greatly deplete negative ion levels, robbing the air of its natural cleansers. This is also why we feel uncomfortable under fluorescent lights.

Ionosphere restores this balance in just minutes. The air smells good again, even after smoking.

And, as a result of its work, you may need to clean your walls in a year or so. But be glad that same soot was kept out of your lungs.

Try one, or order a system.

The \$89 Ionosphere comes in white (#946) or black ceramic (#945). Or you may expand your fresh air environment at an \$18 savings—with three units at \$249; 2 white, one black, (#947). Either way, you can experience the freshest air you've probably ever breathed, without obligation. Ionosphere comes with full instructions and a one year warranty. And if you're not delighted, simply return your order within two weeks for a prompt and courteous refund.

ORDER NOW TOLL FREE.

Credit card holders may call the toll-free ordering number, seven days a week, anytime. Please have the product number ready. Or send your check, adding sales tax in CA (5.34 for one, 14.94 for three). Plus \$3.50 delivery. Please order now to insure early delivery.

800 227-3436

In California 800 622-0733

THE SHARPER IMAGE™

260 California Street, Dept IS— 049
San Francisco, CA 94111
(415) 788-8880

THE AIR IONIZER WITH THE SCIENTIFIC EDGE.



© 1980 The Sharper Image

HEAR WHAT YOU'VE BEEN MISSING!

*Listen with an 801 Omnisonic Imager,TM
a quantum leap forward in stereo reproduction!*

OMNISONIC IMAGERYTM IS HERE!

Our innovative state-of-the-art electronics create a totally unique sound environment never before possible. With an 801 Omnisonic ImagerTM, you can now experience the physiological sensation of what amounts to three-dimensional sound reproduction — what we call omnisonic imageryTM — from just two speakers! Sound appears to come from many sources in the listening area, depending on the quality of the signal source. A common reaction is to look about for other speakers. *And you don't have to sit rigidly fixed at a focal point between the speakers to enjoy omnisonic imageryTM!*

RETROFITS TO MOST STEREO SYSTEMS!

Any unit with a tape monitor facility (internal tape loop) can mate with an 801 Omnisonic ImagerTM. It also has a built-in tape monitor button so you don't lose your existing tape monitor facility.

The 801 Omnisonic ImagerTM works on any stereo source — FM, tapes, and records. You can record selections via the 801 Omnisonic ImagerTM and replay them on conventional home-use stereo equipment.

Now that you've read all about our 801 Omnisonic ImagerTM, don't you think it's time to hear one? If we have stimulated your interest in seeking the finest sound reproduction in the purest sense, please ask your dealer for a live demonstration. If you have any questions, or need to know the name of the dealer nearest you, call or write to:

OMNISONIX, LTD.

P.O. Box 307
Wallingford CT U.S.A. 06492
(203) 237-4203/265-9753

THREE DIMENSIONS IN SOUND!

Stereo without an 801 Omnisonic ImagerTM produces sound from two distinct sources. Music from the speakers arrives at your ear, but most of it falls to the floor. The result is often "muddiness" and loss of presence. Only two dimensions result — volume level and stereo separation.

Stereo with an 801 Omnisonic ImagerTM creates omnisonic imageryTM never before possible. Sound seems to come from the near and far. At times, it surrounds you, and appears to come from behind you and below you. The sound never has a chance to fall to the floor. It is so alive with movement that it envelopes you. Three dimensions — volume level, stereo separation, and omnisonic imageryTM are apparent with an 801 Omnisonic ImagerTM.

LIFETIME WARRANTY!

You get a lifetime warranty on the active circuitry, and one year on all other components (excluding case and line cord), provided your 801 Omnisonic ImagerTM is used as specified.



Dealers — join our rapidly-growing network. Write to our Sales Dept. for details. Visit our booth at the June C.E.S., Chicago. D-26 Lobby Level

HoneyboxTM, Omnisonic ImagerTM, Omnisonic ImageryTM, and HBXTM are trademarks of Omnisonix, Ltd. **CIRCLE NO. 51 ON FREE INFORMATION CARD**

PRODUCT GALLERY

A. MIX-IN! This new Salton Drink Mixer gives you the latitude of a bartender or soda fountain specialist. It means business with a high speed commercial quality motor. Very simple and safe. Operates on AC. #51549 \$19.95 (2.65)†

B. SHEEPSKIN THROW for your car seat. Choose beige or dark brown plush. Each measures approximately 27" x 40," has straps and loops to keep it from slipping. Beige #51561 \$49.95 (3.50) Brown Plush #51557 \$49.95 (3.50)

C. MUSICAL CHRONOGRAPH plays "Oh, Susannah" when you set the alarm. It's a watch, a stopwatch, a calendar and an alarm. Chimes every hour on the hour if you wish. Shows time, date and features a 6 digit stopwatch function. By Marcel. LCD display, dial light. #51568 \$79.95 (2.40)†

D. COMPRESSOR PUMP. Could be quite a lifesaver if you have a low tire, or it could be a breath-saver for inflatable boats, toys, pools, etc. All packed inside a molded plastic carrying case. Features include a pressure gauge for accurate air filling. Just plug it into your car lighter! #45094 \$49.95 (3.05)†

E. SAFETY COMBINATION. A smoke and burglar alarm in one portable unit. Just hang the unit over the door, and activate the on/off switch. Separate alarms distinguish smoke from intrusion. Low battery signal, loud 85 decibel horn. 4" x 3" x 6. By Wells Fargo. #45092 \$39.95 (1.95)†

F. CAR VACUUM plugs into the cigarette lighter of your car. From that point you'll be able to reach front and back seats and floors! The unit is 17½" long and the set includes 3 attachments. #51555 \$21.95 (3.30)†



PRODUCT GALLERY Call Toll Free 800-558-8990

Order by phone!

SEND ORDERS TO:

Giftmaster Dept. ZE 50
P.O. Box 1692
3825 W. Green Tree Rd.
Milwaukee, WI 53201

Allow 3-4 weeks for delivery.

Print Name _____
Address _____ Apt. # _____
City _____
State _____ Zip _____

ITEM NO.	QTY.	UNIT COST	SHIPPING & HANDLING	TOTAL

CHECK METHOD OF PAYMENT

Check or Money Order Sub Total \$ _____
 Diners Club Master Charge
 American Express Visa Add appropriate state sales tax. _____

Make check payable to Giftmaster, Inc. TOTAL \$ _____

Credit card orders without your signature and expiration date cannot be processed. E.p. Date _____

Credit Card No. _____


Telephone No. (_____) _____

Signature _____ ZE 50

() Price in parenthesis indicates shipping charge. Please add to unit cost of item.

†Warranty available

You gotta shop around.



**When you do, you'll probably pick CIE.
You can't afford to settle for
less when it comes to something like
electronics training that could
affect your whole life.**

When you shop around for tires, you look for a bargain. After all, if it's the same brand, better price—why not save money?

Education's different. There's no such thing as "same brand." No two schools are alike. And, once you've made your choice, the training you get stays with you for the rest of your life.

So, shop around for your training. Not for the bargain. For the best. Thorough, professional training to help give you pride and confidence.

* * *

If you talked to some of our graduates, chances are you'd find a lot of them shopped around for their training. They pretty much knew what was available. And they picked CIE as number one.

Why you should shop around yourself.

We hope you'll shop around. Because, frankly, CIE isn't for everyone.

There are other options for the hobbyist. If you're the ambitious type—with serious career goals in electronics—take a close look at what we've planned for you at CIE.

What you should look for first.

Part of what makes electronics so interesting is it's based on scientific discoveries—on ideas! So the first thing to look for is a program that starts with ideas and builds on them!


That's what happens with CIE's Auto-Programmed® Lessons. Each lesson takes one or two principles and helps you master them—before you start using them!

How practical is the training?

This is the next big important question. After all, your career will be built on what you can do—and on how well you do it.

Here are ways some of CIE's troubleshooting programs help you get your "hands-on" training...

With CIE's Personal Training Laboratory...



you learn and review the basics—perform dozens of experiments. Plus, you use a 3-in-1 precision Multimeter to learn testing, checking, analyzing!



When you build your own 5 MHz Triggered-Sweep, Solid-State Oscilloscope you take your first real professional step. You use it as a doctor uses an X-ray machine—to "read" waveform patterns... lock them in... study, understand and interpret them!

When you get your Digital Learning Laboratory you'll be into digital theory—essential training today for anyone



who wants to keep pace with the state of the art of electronics in the eighties. With CIE's Digital Lab, you'll be applying in dozens of fascinating ways the theory you've learned. For example, you'll compare analog and digital devices. You'll learn to make binary to decimal conversions and to work with semiconductor devices and circuits. You'll see how digital equipment is vital in today's exciting, growing fields such as security where digital theory provides the brains for space-age alarm and protective devices.

Of course, CIE offers even more advanced training programs, too. But the main point is simply this:

All this training takes effort. But you'll enjoy it. And it's a real plus for a troubleshooting career!

Do you prepare for your FCC License?

Avoid regrets later. Check this out before you enroll in any program.

For some troubleshooting jobs, you must have your FCC License. For others, employers often consider it a mark in your favor. Either way, it's government-certified proof of specific knowledge and skills!

More than half of CIE's courses prepare you for the government-administered FCC License exam. In continuing surveys, nearly 4 out of 5 CIE graduates who take the exam get their Licenses!

Shop around...but send for CIE's free school catalog first!

Mail the card. If it's gone, cut out and mail the coupon. If you prefer to write, mention the name and date of this magazine. We'll send you a copy of CIE's FREE school catalog—plus a complete package of independent home study information! For your convenience, we'll try to have a representative contact you to answer your questions. Mail the card or coupon—or write:

CIE, 1776 East 17th St.,
Cleveland, OH 44114.

CIE Cleveland Institute of Electronics, Inc.

1776 East 17th Street, Cleveland, Ohio 44114
Accredited Member National Home Study Council

YES...I'm shopping around for the right kind of career training in electronics troubleshooting—and CIE sounds well worth looking into. Please send me my FREE CIE school catalog—including details about troubleshooting courses—plus my FREE package of home study information! PE-14

Print Name _____

Address _____ Apt. _____

City _____

State _____ Zip _____

Age _____ Phone _____
(area code)

Check box for G.I. Bill information:
 Veteran Active Duty

Mail today!

1 GHz For Only \$139.95

8 Digits • 1 PPM TCXO • Factory Wired 500 MHz or 1 GHz

\$139⁹⁵
5510 WIRED
50 Hz to 1 GHz

\$109⁹⁵
5500 WIRED
50 Hz to 512 MHz



• 1 Hz Resolution to 50 MHz.

- 1 Meg Ohm, 50 Ohm, BNC Inputs
- 15 MV Sensitivity at 250 MHz Typ.

With the introduction of the 5510 DSI has filled a long standing void in the frequency counter market place. You now have the choice of selecting a 512 MHz model 5500 for \$110 or for only \$30.00 more you can buy an 8 digit 1 GHz counter model 5510. With this 1 GHz capability, the new world of 960 MHz is immediately available to you. Both the 5500 and 5510 are available with a rechargeable battery pack which includes the AC adapter and battery charger for one low price. Whether you select the 5500 or the 5510, you will receive the best price to quality features ratio in the industry. No wonder DSI has become one of the world's largest manufacturers of freq. counters.

1.2 GHz Only \$199⁹⁵
5612 KIT

512 MHz Only \$169⁹⁵
5600 KIT

- 10 MHz Proportional Oven
- .2 PPM 10° to 40° C Time Base
- .1 Hz Resolution to 50 MHz.
- External 10 MHz Inputs outputs.
- 9 Bright .5 Inch LED Readouts.
- 100% Factory Tested
- Kits 95% Factory Assembled.
- 50 Ohm, 1 Meg, BNC Inputs
- 10 MV Sensitivity at 250 MHz Typ.



Whether you select a 5600, 5612 Kit with 95% of the assembly completed by DSI or select a factory wired and calibrated frequency counter, you can count on DSI to solve all those difficult bench or field problems, from measuring audio signals to checking a 960 MHz mobil radio (model 5612), servicing a VTR, trouble shooting a PLL signal in a TV or FM radio, etc. The 5600 or 5612 has the sensitivity and accuracy to meet any FCC landmobile, broadcast, RF, or telecommunications requirements. DSI offers a 10 HR rechargeable battery pack (BA56) option, and an audio multiplier (AM56) which will allow you to resolve a 1/1000 Hz signal in only ten seconds or 1/100 Hz signal in one second. DSI 5600 series offers just the right instrument for all your communication RF, TV servicing and industrial testing needs.

**FOR INFORMATION — DEALER LOCATION — ORDERS — OEM
CALL 800-854-2049 CALIFORNIA RESIDENTS CALL 800-542-6253**

Model	Price	Frequency Range Typ	Accuracy Over Temperature	Sensitivity Typ			Number of Readouts	Power Requirements	Size H W D
				@ 10-25MHz	@ 50-250MHz	@ 250-450MHz			
5600A-Kit	\$169.95	50Hz-550MHz	Proportional Oven 2 PPM 10° - 40°C	10-25mv	10-15mv	15-50mv	9	*115 VAC or 8.2-14.5 VDC	3 1/4" x 9 1/2" x 9"
5600A-Wired	\$199.95			10-25mv	10-15mv	15-50mv			
5612Kit	\$199.95	50Hz-1.2 GHz	Proportional Oven 2 PPM 10° - 40°C	10-25mv	10-15mv	15-50mv	9	*115 VAC or 8.2-14.5 VDC	3 1/4" x 9 1/2" x 9"
5612 Wired	\$239.95			10-25mv	10-15mv	15-50mv			
5500 Wired	\$109.95	50Hz-512MHz	TCXO 1 PPM 17° - 40°C	10-25mv	15-25mv	25-75mv	8	115 VAC or 8.2-14.5 VDC or NICAD PAK.	1 1/2" x 5" x 5 1/2"
5510 Wired	\$139.95	50Hz-1GHz		10-25mv	15-25mv	25-75mv			

Factory wired units carry 1 year limited warranty kits carry a 90 day limited warranty.
Prices and/or specifications subject to change without notice or obligation.

*With AC-9 Adapter

Prices effective
March 1, 1980

- 5510 Wired 139.95
- 5500 Wired 109.95
- 5510/BAC Wired 164.95
- 5500/BAC Wired 134.95
- T600 BNC ANT (all models) 7.95
- AC-9 AC Adapter(all models) 7.95
- LC 5000 169.95

INTERNAL BAT. ONLY AC-9 NOT REQUIRED.



DSI INSTRUMENTS, INC.
9550 Chesapeake Drive
San Diego, California 92123
(714) 565-8402

TERMS: MC — VISA — AE — CHECK — M.O. — COD
in U.S. Funds. Please add 10% to a maximum of \$10.00
for shipping, handling and insurance. Orders outside
of USA & Canada, please add \$20.00 additional to
cover air shipment. California residents add 6% Sales Tax

CIRCLE NO. 20 ON FREE INFORMATION CARD

www.dsicorp.com

- 5612 Kit 199.95
- 5612 Wired 239.95
- 5600A Kit 169.95
- 5600A Wired 199.95
- BA56 Rechargeable
- 10 Hr. Bat. Pack 29.95
- AM-56 Audio Multiplier
- .001 Hz Resolution 34.95

Julian Hirsch Audio Reports



Audio Control Model C-101 graphic equalizer and spectrum analyzer



The Audio Control Model C-101 combines a ten-band graphic equalizer with a real-time spectrum analyzer,

whose filter bands correspond to the adjustable frequency segments of the equalizer. The two parts of the instrument are functionally separate, but their use can be coordinated by appropriate settings of the various controls.

Usefulness of the C-101 as a tool for adjusting a home music system is greatly enhanced by its built-in pink-noise generator and inclusion of a separate high-quality condenser microphone whose output can be displayed on the spectrum analyzer. It also converts the C-101 into an audio sound pressure level, or SPL, meter.

The compact Model C-101 measures 19" W × 6½" D × 3½" H (438 × 165 × 89 mm) and weighs 6¾ lb (3.1 kg). The panel is slotted for mounting in a standard EIA rack. Suggested retail price is \$549.

General Description. About two thirds of the front panel is devoted to the graphic equalizer sliders. Left and right channel controls for each band are adjacent, with detents at the center (flat) positions and a nominal range of ± 12 to 15 dB. Each control has a scale calibrated from +15 to -15 dB in 3-dB intervals. Center frequencies of the equalizer bands are at 32, 60, 120, 240, 480, 960, 1920, 3840, 7680, and 15,500 Hz.

Two small pushbutton switches, labeled EQUALIZER PROGRAM and EQUALIZER TAPE, connect the equalizer circuits in the signal path or in the outgoing signal path to a tape recorder connected to jacks on the rear of the C-101. The buttons are mechanically interlocked so that either one must be released before the other can be pressed. The ability to equalize a program before it is recorded is a useful feature that is rarely found in today's graphic equalizers.

Near the equalizer switches is a TAPE MONITOR button that replaces the one on the amplifier to which the C-101 is connected. Included in the unit are two rumble-reducing features that are effective even when the equalizer circuits are bypassed. The SUBSONIC FILTER cuts off below 20 Hz at an 18 dB/octave rate, and the RUMBLE REDUCER suppresses vertical (out-of-phase) rumble by summing the two channels at frequencies below 200 Hz. This has virtually no effect on stereo directionality or total bass energy, since most bass program content is common to both channels.

The right third of the front panel is devoted to the real-time spectrum analyzer (RTA), whose display contains 90 red LEDs in a rectangular grid pattern (10 columns of nine LEDs). Each vertical column is labeled to correspond to one of the equalizer bands, from 32 to 15,500 Hz. Intervals between the level-indicator diodes can be set to either 2 or 4 dB by the RANGE switch. The center horizontal row of LEDs is calibrated at 0 dB, and the display range about that line is either ± 8 or ± 16 dB. In the RTA mode, a row of green LEDs appears at the 0-dB level that separates the octave bands.

Below the POWER switch is a FUNCTION button that engages the real-time analyzer when pushed in (RTA). When it is out, the display indicates total level across the audio band, appearing as a horizontal line of red LEDs whose vertical position varies with program level. A third amplitude scale, at the right of the display, labeled SPL and calibrated from 60 to 92 dB at 4-dB intervals, is used when the microphone (supplied with the C-101) is plugged into a rear-panel jack to convert the C-101 into a sound level meter (SLM) that indicates in dBA (A-weighted) levels. The RANGE switch must be set to 4 dB for SPL readings.

With the DISPLAY ACTION button in its OUT position, response of the LED indicators is slow, which is convenient for making measurements with the pink-noise test signal

and for some program material. The IN position gives fast response, so that the display can follow brief program peaks. Finally, there is a small INPUT LEVEL knob, with a center detented CAL position. The CAL detent lets the C-101 display actual SPL readings from the microphone. This control is calibrated at 5-dB intervals over a ± 20-dB range and can be used to extend the range of sound-level meter readings to cover 40 to 132 dBA. It also serves as an input-level control for the spectrum analyzer and program-level indicator functions.

There are phono jacks for the line inputs and outputs, and a second set of jacks for the tape recorder inputs and outputs on the rear apron. Two phono jacks carry the pink-noise test signal, whose 100-millivolt level is suitable for driving high-level inputs of an amplifier. Below them is a standard ¼" (6.4-mm) jack into which the microphone plugs for making acoustic SPL measurements and adjusting room equalization. The RTA display automatically switches from the electrical program to the microphone output when the mike is plugged in.

The microphone is a miniature condenser type with built-in active circuits powered by a 5-volt supply that reaches it through the signal cable. A typical calibration curve supplied with the microphone reveals a response within ± 1.5 dB from 30 to 20,000 Hz and a ± 3-dB tolerance on its sensitivity rating. This caliber of performance is more than adequate for the intended use of the instrument, although professional SLMs typically have closer tolerances. It appears that the Audio Control microphone (or a pair of them) should make a fine adjunct to a tape recorder, but the manufacturer cautions against trying to use it with anything but the C-101, or to plug any other kind of microphone into the C-101. Audio Control's microphone requires a +5-volt power supply; and since that voltage is present at the C-101 jack, another microphone plugged into it might be damaged.

Laboratory Measurements. We measured the equalizer's frequency-response contours with the controls at their extreme settings. Each filter has a Q of 2.5, which minimizes the interactions between adjacent controls, although some still occurs. The "flat" frequency response of the equalizer section was excellent, producing virtually no alteration of the shape of a 1-kHz square-wave signal. With the equalizer bypassed, the frequency response was down only 0.1 dB at 5 and 50,000 Hz and down 0.3 dB at 100,000 Hz. (The manufacturer's rating is ± 0.75 dB from 3 to 100,000 Hz.)

The subsonic filter reduced the output by 3 dB at 20 Hz, below which we did not measure the slope. The RUMBLE REDUCER had the claimed effect, although the amount of reduction depends on the source of the rumble (lateral rumble is not affected). Oscilloscope photos (Figs. 1A and 1B) reveal the outputs of the C-101's left and right channels, with only the left

(Continued on page 32)

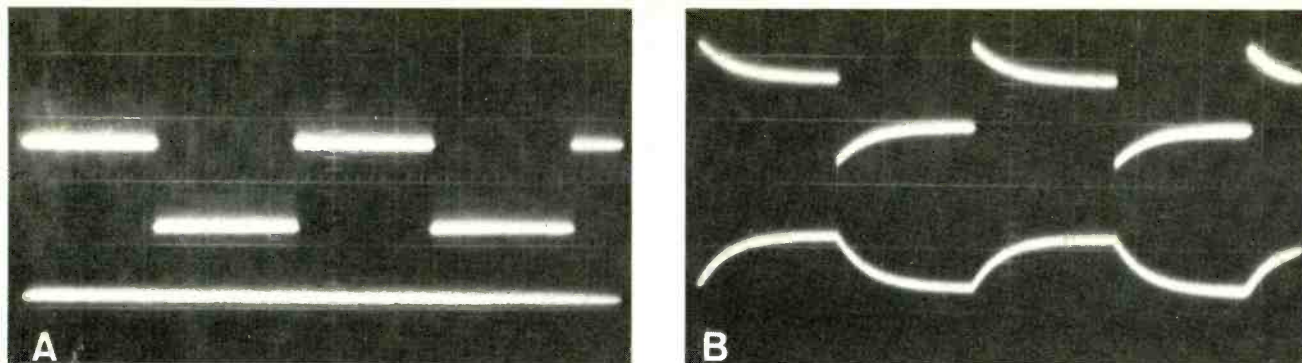


Fig. 1. Oscilloscope photos of equalizer output with square-wave input and Rumble Reducer out (A) and in (B).

channel driven by a 100Hz square wave. In Fig. 1A, the RUMBLE REDUCER is not engaged. With it engaged (Fig. 1B), the signal is present at equal levels in both channels because of the summing action of the circuit. Alterations of the square-wave shapes in the two channels result from the fact that summing begins at about 200 Hz and produces some phase shift that is not identical between channels. As phase errors are complementary, the audible program (sum of the channels) has the same waveform as the original signal.

Harmonic distortion is rated at no more than 0.025% at a 1-volt output from 20 to 20,000 Hz. We measured it at 1000 Hz and obtained readings of 0.003% to 0.0045% for all output levels from 0.1 to 5 volts and 0.006% at 7 volts. (The output of this unity-gain system clipped at 7.3 volts when driving the IHF standard load of 10 kilohms in parallel with 1000 picofarads.) Output noise level was below our minimum measurement capability of 80 microvolts (unweighted), or -82 dB relative to 1 volt. The published spec is 90 dB below 1 volt in a 10-kHz bandwidth.

Center frequencies of the 10 octave-band equalizer filters were typically within 5% of the nominal values. Amplitude calibration of the LED display was good, although intervals of 2 or 4 dB between steps resulted in some ambiguity in the readings. However, for their intended purpose, reading precision and accuracy was satisfactory.

Calibration of the SLM display, using the microphone, was checked with the pink-noise test signal through several speaker systems in a side-by-side comparison against our Scott 450B SLM. When the INPUT LEVEL control was set to CAL, the C-101's SPL readings were high by 4 to 10 dB (typically about 6 dB). When the INPUT LEVEL control was used to match the C-101 reading to that of the Scott meter at the 0-dB level of 76 dBA, the indications were accurate across the full display range. (This required a -5-dB setting of the knob on our test unit.)

We analyzed the spectrum of the pink-noise test signal on our H-P 3580A spectrum analyzer, using a logarithmic frequency sweep from 20 to 43,000 Hz. Figure 2 shows that the energy spectrum slopes downward with increasing frequency at a rate of 10 dB per decade (3 dB/octave) in accordance with the defined spectrum of pink noise.

Sensitivity of the LEVEL display to an electrical input signal from the associated

amplifier was 0.575 volt for a 0-dB (center) reading using the CAL position of the INPUT LEVEL control. At its maximum setting, this control enabled a 15.6-millivolt input to give a 0-dB reading, while at its CCW limit, it was able to turn off the display completely.

User Comment. We have used many graphic equalizers that were normally adjusted only by ear, using musical program material or a pink-noise test record played through a phono system. Neither scheme gives assurance of a properly balanced system, since the human ear is simply not an accurate enough sensing device. Hence, it is reassuring to know that an equalizer/SLM system like the Audio Control C-101 is available and can eliminate guesswork.

The C-101 is the first equalizer we have seen that permits a simple, accurate equalization of one's speaker systems and listening room. Adjacent placement of left and right channel sliders simplifies operation, and the calibrated microphone makes it a matter of a few minutes' easy work to flatten out the response of a music system better than one might have thought possible. The spectrum analyzer then provides continuous display of program level or spectral content and serves as a means of comparing records, phono cartridges, tape recorders, etc. Numerous other applications, such as the use of the C-101 to set up the bias on a cassette recorder, are

described in the very complete user's manual. Although the C-101 is less precise than professional instruments usually employed for making equalizing adjustments, it is quite adequate for the job.

We experimented with equalizing several very different speaker systems with the microphone close to our normal listening position. We found that the C-101 could produce a nearly flat frequency response from any of them in less than five minutes. It did not make all the speaker systems sound alike, but certain settings of the slide controls were common to all our test speaker systems, which is clear evidence of room resonances that had colored the sound of all speaker systems heard in that room. After equalization, all the speaker systems sounded much "cleaner."

The C-101 is actually a combination of the company's Models C-22 octave-band equalizer and C-50A real-time analyzer with pink-noise generator and microphone. With the two combined in a single, very compact unit, the C-101 is more convenient to use and costs \$100 less than the separates.

If you are seriously considering getting an octave band equalizer, we urge you to look closely at the C-101. With other equalizers we have used, one has little chance of getting an optimum adjustment of room or speaker-system response, but with the Audio Control C-101, it is hardly possible *not* to get a equalized system.

CIRCLE NO. 101 ON FREE INFORMATION CARD
(More Reports on page 34)

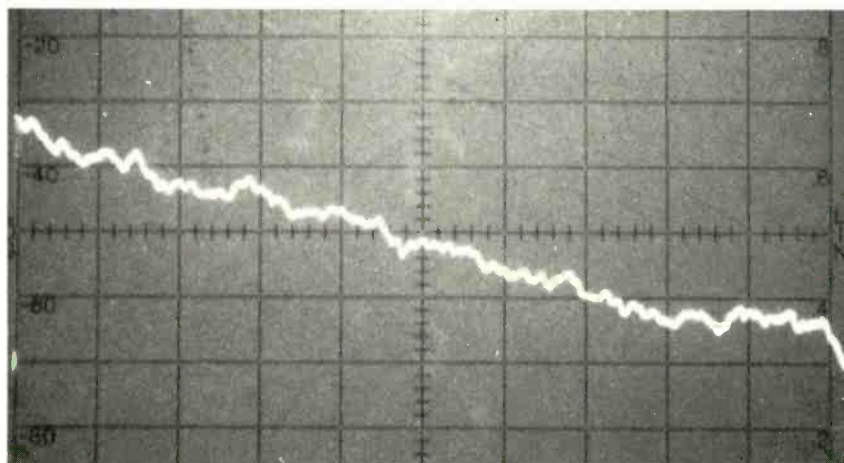


Fig. 2. Spectrum analysis of the C-101's pink-noise test signal using a logarithmic sweep from 20 to 43,000 Hz.

The VIP hobby computer: Start programming for only \$99.



**New! VP 111
Microcomputer . . . \$99.
Assembled* and tested.**

Features:

- RCA 1802 Microprocessor.
- 1K Bytes static RAM. Expandable on-board to 4K. Expandable to 32K Bytes total.
- 512 Byte ROM operating system.
- CHIP-8 interpretive language or machine language programmable.
- Hexadecimal keypad.
- Audio tone generator.
- Single 5-volt operation.
- Video output to monitor or modulator.
- Cassette interface—100 Bytes/sec.
- Instruction Manual with 5 video game listings, schematics, CHIP-8, much more!

Ideal for low-cost control applications. Expandable to full VIP capability with VP-114 Kit.


*User need only connect cables (included), a 5-volt power supply, and speaker.



**New low price! \$199.
The original VIP .. \$199.
Completely assembled
and tested.**

All the features of the VP-111 plus:

- A total of 2K Bytes static RAM.
 - Power supply.
 - 8 Bit input port.
 - 8 Bit output port.
 - I/O port connector.
 - System expansion connector.
 - Built-in speaker.
 - Plastic cover.
- Three comprehensive manuals:
- VIP Instruction Manual—20 video game listings, schematics, much more.
 - VIP User's Guide—operating instructions and CHIP-8 for the beginner.
 - RCA 1802 User's Manual (MPM-201B) - complete 1802 reference guide.



**COSMAC VIP lets you add
computer power a board
at a time.**

With easy-to-buy options, the versatile RCA COSMAC VIP means even more excitement. More challenges in graphics, games and control functions. For everyone, from youngster to serious hobbyist.

Built around an RCA COSMAC microprocessor, the VIP is easy to program and operate. Powerful CHIP-8 interpretive language gets you into programming the first evening. Complete documentation provided.

Send the coupon now . . .

Complete the coupon below and mail to: RCA VIP Customer Service, New Holland Avenue, Lancaster, PA 17604.

Or call toll free (800) 233-0094 to place your Master Charge or VISA credit card order. In Pennsylvania, call (717) 397-7661, extension 3179.

RCA

Please send me the RCA COSMAC VIP items indicated.

Type	Description	Price
<input type="checkbox"/>	VP-111 New low cost Microcomputer (See description above)	\$99
<input type="checkbox"/>	VP-114 Expansion Kit for VP-111—Includes 3K RAM, I/O Port and connectors.	\$ 76
<input type="checkbox"/>	VP-711 VIP—The original VIP Microcomputer (See description above)	\$199
<input type="checkbox"/>	VP-44 RAM On-Board Expansion Kit—Four 2114 RAM IC's. Expands VP 711 memory to 4K bytes	\$ 36
<input type="checkbox"/>	VP-590 VIP Color Board—Converts VIP to color. Four background and eight foreground colors	\$ 69
<input type="checkbox"/>	VP-595 VIP Simple Sound Board—Provides 256 programmable frequencies. For simple music or sound effects. Includes speaker	\$ 30
<input type="checkbox"/>	VP-550 VIP Super Sound Board—Turns your VIP into a music synthesizer! Two independent sound channels. On-board tempo control. Outputs to audio system.	\$ 49
<input type="checkbox"/>	VP-570 VIP Memory Expansion Board—Plug-in 4K RAM memory.	\$ 95
<input type="checkbox"/>	VP-580 VIP Auxiliary Keypad—Adds two-player interactive capability. 16-key keypad with cable. Connects to sockets on VP-590 or VP-585	\$ 20
<input type="checkbox"/>	VP-585 VIP Keypad Interface Board—Interfaces two VP-580 Auxiliary Keypads to VIP.	\$ 15

<input type="checkbox"/>	VP-560 VIP EPROM Board—Interfaces two 2716 EPROMs to VIP.	\$ 34
<input type="checkbox"/>	VP-565 VIP EPROM Programmer Board—Programs 2716 EPROMs. With software.	\$ 99
<input type="checkbox"/>	VP-575 VIP Expansion Board—Provides 4 buffered and one unbuffered expansion sockets.	\$ 59
<input type="checkbox"/>	VP-576 VIP Two-Board Expander—Allows use of 2 Accessory Boards in either I/O or Expansion Socket.	\$ 20
<input type="checkbox"/>	VP-601 ASCII Keyboard—128-character ASCII Encoded alphanumeric keyboard.	\$ 69

<input type="checkbox"/>	VP-611 ASCII/Numeric Keyboard—Same as VP-601 plus 16 key numeric keypad.	\$ 89
<input type="checkbox"/>	VP-620 Cable: Connects ASCII keyboards to VIP.	\$ 20
<input type="checkbox"/>	VP-700 VIP Tiny BASIC ROM Board—BASIC code stored in 4K of ROM.	\$ 39
<input type="checkbox"/>	VP-710 VIP Game Manual—Listing for 16 exciting games.	\$ 10
<input type="checkbox"/>	VP-720 VIP Game Manual-II—More exciting games (Available 2nd qtr. '80)	\$ 10
<input type="checkbox"/>	MPM-201B CDP1802 User Manual—(Included with VP-711)	\$ 5
<input type="checkbox"/>	Please send more information.	—

Enclosed is \$_____ for items checked plus shipping & handling charge of \$3.00

Add your state and local taxes \$_____ Total enclosed \$_____

I enclose check or money order or, charge my VISA/Bank Americard

Master Charge

Credit card account No. _____

Master Charge Interbank No _____ Expiration date _____

Signature (required for credit card orders) _____

Name (please type or print) _____

Street address: _____ City: _____

State & Zip: _____ Telephone: () _____

Make checks payable to RCA Corp. Prices and specifications are subject to change without notice.

Electro-Voice Interface:2 Series II speaker system



One of the least expensive models in the Electro-Voice "Interface" Series of speaker systems is the Interface:2

Series II. Like the rest of the line, it has been designed to make the most effective use of a small vented enclosure and compatibly designed drivers. It differs from the more expensive Interface speakers in that it does not require an equalizer. It is relatively efficient and is recommended for use with amplifiers rated between 3.6 and 250 watts per channel.

Each system weighs 25 lb (11.3 kg.) and is housed in a simulated walnut-grained vinyl cabinet, measuring 24 $\frac{1}{4}$ " \times 13 $\frac{3}{4}$ " \times 10 $\frac{3}{4}$ " deep (616 \times 350 \times 273 mm). The black cloth grille is held in place by Velcro fasteners. Binding-post terminals are recessed into the rear of the cabinet. Nominal impedance of the speaker is 8 ohms, with a minimum rating of 5 ohms. Preferred operating position is close to a wall, at ear level; but, for floor mounting, a pair of 8"-high (200-mm) accessory stands is available from Electro-Voice as the Model BBR-1. Suggested retail price of the Interface:2 Series II is \$160.

General Description. Interface:2 Series II is a two-way system, with an electrical crossover at 1500 Hz between a 1 $\frac{1}{2}$ " (37 mm) dome tweeter and an 8" (200 mm) woofer/midrange driver. Because of the small size of the enclosure, the "vent"

takes the form of a passive radiator, a 12" (305 mm) passive cone. Acoustic cross-over between the driven and passive cones occurs at 66 Hz. Tweeter level is continuously variable over a 6-dB range. (Maximum output is in the "flat" position of the control.)

The rated anechoic frequency response of the Electro-Voice Interface:2 Series II is ± 3 dB from 47 to 18,000 Hz. Its total acoustic power output is rated at ± 3.5 dB from 47 to 12,500 Hz. The rated sensitivity is 92 dB SPL at 1 meter when driven by 1 watt into its nominal 8-ohm impedance.

Laboratory Measurements. When we spliced our reverberant field response measurements to a close-miked woofer response curve, correcting for room absorption, we found the overall composite frequency response to be remarkably close to the specifications in the instruction booklet—actually better in many respects! The composite curve was within ± 3.5 dB from 55 to 20,000 Hz with the tweeter control at maximum and within ± 3.5 dB from 40 to 20,000 Hz with the control at minimum. Response at middle and high frequencies was very uniform. A slight rise of about 2.5 dB was found at 13,000 Hz, but limits of ± 1 dB applied from 800 to 10,000 Hz. Reducing the tweeter level control setting tipped the curve downward above 1000 Hz.

Woofer response was impressively flat, except for a small rise at 1000 Hz that may have been due to speaker placement. From 800 Hz to 55 Hz, total amplitude variation was only 1.5 dB. Output fell off smoothly below 55 Hz.

The impedance curve of the Interface:2 Series II had the "double humped" shape typical of vented enclosures, with maxima of 30 ohms at 34 Hz and 22 ohms at 75 Hz,

and a minimum of 5 ohms between 100 and 400 Hz. It rose smoothly to between 8 and 12 ohms at all frequencies above 1000 Hz. Sensitivity was almost exactly as rated, although our measurement used an octave bandwidth (about 700-1400 Hz) to E-V's 300 to 10,000 Hz. With 1 watt of drive (2.83 volts), the SPL at 1 meter was 91 dB, which is relatively high for a small vented system.

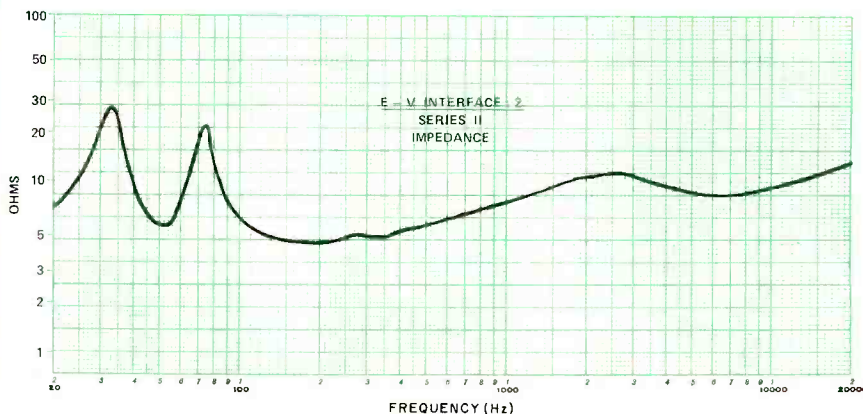
Bass distortion was very low. At 1 watt input it was between 0.5% and 1% from 100 Hz down to below 50 Hz, rising to 2% at 40 Hz and 6% at 30 Hz. Increasing the drive to 10 watts had only a moderate effect down to 55 Hz, where distortion remained under 2%. However, it was greater at lower frequencies—8.5% at 40 Hz and 14% at 35 Hz.

User Comment. We preferred the sound of the E-V Interface:2 Series II, with the tweeter level maximum, although a "more reflective" listening room might have changed our opinion. Initially, we installed the speakers on 7" high stands and placed them on a carpeted floor about a foot from the wall. The result was a heavy quality that did not correlate at all with the measured bass response. Placed on a shelf against the wall and at ear level, the speakers sounded vastly better. Deep bass was evident in amounts that were hard to credit to such a small box, without overemphasis of the upper bass. Balance between midrange and high frequencies was excellent.

E-V devotes considerable space in the instruction booklet to the criteria for positioning these speakers. We suspect that some care and experimentation in this area will pay dividends, as the speakers may be more sensitive to placement than most others.

Overall, the Interface:2 Series II speakers sounded smooth and uncolored. There was no trace of stridency, boom, or artificial midrange coloration. Only after we had decided that this was a *good* speaker on its merits, did we look up the list price—and received our second surprise of the day. Even a few years ago a pair of these would have been a bargain at twice the present price. Allowance for 1980's inflated currency shows them to be an excellent value indeed.



CIRCLE NO. 102 ON FREE INFORMATION CARD
(More Reports on page 36)



Impedance curve shows rated minimum of 5 ohms.



CM-600 Circuit Mount



CM-600 \$6.95*
RW-50 \$2.98*

NEW CM-600 SOLDERLESS PROTOTYPE BOARD

CM-600 is a unique system for solderless construction of circuit prototypes, useful to both engineers and hobbyists. The CM-600 is a neoprene board 4½" (114mm) x 6" (152mm) with 2280 holes on .100" (2.54mm) centers. Standard components including DIP's are mounted by simply inserting leads into the holes in the long life neoprene material. Interconnections are easily made using 20 or 22 AWG (0,8 or 0,65mm) wire jumpers. Positive contact is assured by the elasticity of the hole, which compresses the leads together. To remove components or leads, simply pull out. This facilitates easy circuit changes making it ideal for breadboarding experimental circuits. CM-600 also features numbered rows and columns for easy reference.

Accessory Kit RW-50 contains 50 pcs of AWG 20 (0,8mm) insulated jumper wires of assorted lengths from ½" (13mm) to 4" (100mm). Both ends are stripped and bent 90° for easy insertion. In stock directly from

OK Machine & Tool Corporation
3455 Conner St., Bronx, N.Y. 10475 U.S.A.
Tel. (212) 994-6600 Telex 125091

* Minimum billings \$25.00, add shipping charge \$2.00
New York State residents add applicable tax

Nagatronics Model 350E stereo phono cartridge



The Nagatron 350E is one of a series of induced magnet stereo phono cartridges that share a common body and differ only in their stylus systems. The user-replaceable stylus assembly of the Nagatron 350E uses a 0.3×0.7 mil (76×178 micrometers) elliptical diamond, nude mounted to a cantilever made of highly rigid aluminum alloy. The molded plastic case has been designed to minimize internal resonances, avoiding coloration of the reproduced sound from that source, and has a super-permalloy shield to minimize hum induction by external fields. Weighing 6.1 grams, the Model 350E has standard $\frac{1}{2}$ -inch (12.7-mm) mounting centers. Its suggested retail price is \$95.

General Description. The fixed samarium-cobalt magnet of the Nagatron 350E cartridge is located outside its permalloy shielded structure, isolating the coils from its magnetic field except for the component modulated by the ferrite armature coupled to the stylus cantilever. According to Nagatron, samarium-cobalt magnets have better long-term stability than other types. As a result, the output of the cartridge does not vary after extended use.

The pivot of the stylus cantilever, supported by a block of elastomer, is very close to the armature. When the stylus assembly is inserted into the cartridge body, the armature bridges the gap between the exposed pole of the fixed magnet and the two internal pole pieces that channel the flux through the fixed coils in the body.

Rated effective tip mass of the Nagatron 350E is 0.65 milligrams. Intended tracking force is from 1.5 to 2.0 grams (1.8 grams optimum). Output at 1 kHz for a 5 cm/s velocity is rated at 4 millivolts, and channel levels are said to be balanced within 1 dB. Frequency response is stated as 10 to 25,000 Hz with no tolerance given, and rated channel separation exceeds 25 dB at 1 kHz. Recommended load is 50,000 ohms in parallel with a capacitance of 200 to 400 picofarads.

Laboratory Measurements. We installed the Nagatron 350E in a moderately low-mass tonearm (less than 15 grams) for testing. Preliminary frequency-response measurements with different values of load capacitance indicated that it was not critical. There was less than 1 dB change in high-frequency response (between 3,000 and 15,000 Hz) over a capacitance range from 175 to 375 picofarads. The latter value was used for the subsequent tests.

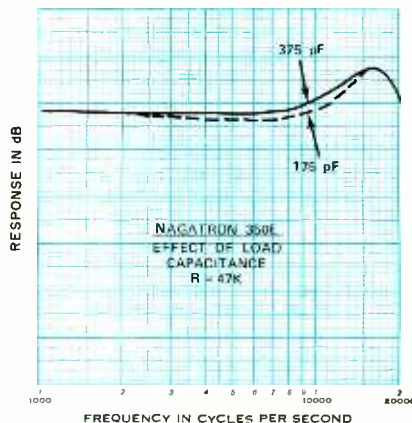
With the CBS STR100 test record, the frequency response was flat within ± 1 dB from 40 to 10,000 Hz, rising to a maximum of about +3 dB at 16,000 Hz before returning to the midrange level at 20,000 Hz. Channel separation was symmetrical between channels and measured typically 23 to 25 dB at all frequencies up to 15,000 Hz, remaining strong up to 20,000 Hz.

Low-frequency resonance in the test arm was at 9 Hz, with an amplitude of 9 dB. Square-wave response from the CBS STR112 record showed a single overshoot and well-damped low-level ringing at the 16,000-Hz stylus resonance frequency. Tracking our high-velocity test records was good at 1.8 grams—and, in most cases, at 1.5 grams. The cartridge was able to play the 60-micron level of the 300-Hz tones on the German Hi-Fi Test Record at 1.8 grams and the 70-micron level at 2 grams. Output voltage was about 3.1 millivolts at 3.54 cm/s velocity, with the channels balanced within 0.4 dB.

The Nagatron 350E did an excellent job in tracking distortion tests using the Shure TTR 102 and TTR103 records. High-frequency tone bursts of the TTR103 were tracked with a distortion level not exceeding 1% even at the record's maximum level of 30 cm/s. At 15 cm/s, it was 0.6%. On the IM bands of the TTR102, the reading was 2 to 3%. (Few cartridges can track the 27-cm/s maximum level on this record.)

In the subjective tracking tests using the Shure "Audio Obstacle Course" records, the 350E was competent though not outstanding. On the ERA III record, we heard a trace of mistracking on the highest level of the sibilance and bass drum sections. On the ERA IV record, there was definite mistracking on the maximum level (#5) of all bands except the solo harp, and traces of mistracking on level 4 of most bands.

User Comment. In our listening tests, the Nagatron 350E held up very well. It gave no signs of mistracking on any music record. There were no audible signs of the 16,000-Hz stylus resonance, which was quite small in amplitude and higher in frequency than most of the music. Specific sound character that could distinguish this from many other fine cartridges was absent. In fact, the Nagatron and a number of other cartridges (all considerably higher in price)

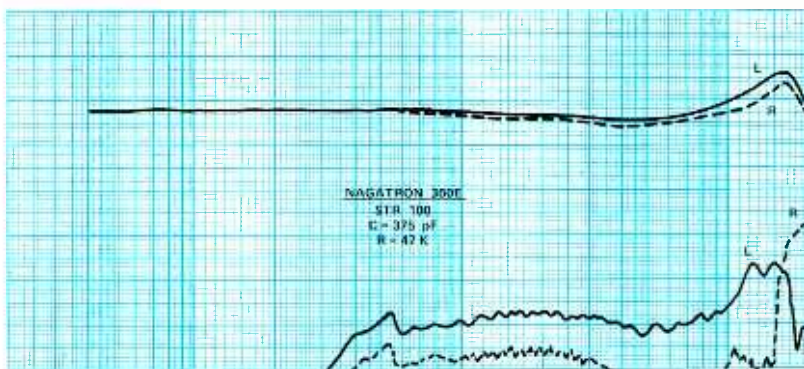


Response between 3 and 15 kHz changes less than 1 dB with capacitance variation of 175 to 375 pF.

were as a rule indistinguishable by sound and generally showed no intrinsic quality differences.

Though not everyone will see it this way, the relatively low compliance of the 350E is an advantage that makes it a good match for any of the numbers of tonearms having medium to high effective mass. The 9-Hz resonance frequency we measured in our 15-gram test arm underscores the benefit of this compatibility—it is close to the optimum frequency for tracking record warps without affecting the low bass response. In most arms, this cartridge would not resonate below about 8 Hz, nor above 11 or 12 Hz. In other words, the Nagatron 350E can be depended upon to function well in nonexotic tonearms and with almost any amplifier's input capacitance. These characteristics, with its fine sound and moderate price make it a strong mainstream contender.

CIRCLE NO. 103 ON FREE INFORMATION CARD



Frequency response and crosstalk for left and right channels.

Somebody needs what you've already got. Pass it on.



You came out of the service with a lot going for you. Skill. Knowledge. And experience. And much of it didn't come out of a book or a tech manual. It came from somebody else. Somebody who took the time to pass along what he knew.

Well, what about you? You've got a lot to give, too. And you can do it. Part-time. In the Army National Guard.

In the Army Guard, you can make a difference. By working with people who




want to know what you know. By showing them the ropes. And watching them grow.

It's a satisfying job. The pay's good, too. And you'll be putting time against retirement benefits.

Check it out. There are a lot of people who want what you've got. Pass it on. In the Army National Guard.

See your local recruiter or call toll-free 800-638-7600 (except in Alaska, Hawaii, Puerto Rico and the Virgin Islands). In Maryland, call 728-3388.

Help somebody. Including yourself.



The Guard belongs

CIRCLE NO. 43 ON FREE INFORMATION CARD

www.americanradiohistory.com



Get up-to-the-minute weather reports from your own Heathkit Digital Weather Computer.


Heathkit imagination applied to micro-processor electronics brings you a personal weather computer that monitors current weather, keeps track of changes and stores past data – and puts it all at your fingertips.

Just push a button to get:

- Indoor and outdoor temperatures in Fahrenheit or Celsius
- Wind speed, both average and gusts, in mph, kph or knots
- Wind direction
- Barometric pressure and rate of change
- Wind chill factor
- Time and date

Memory stores highs and lows and the times they occurred. Data remains in memory for as long as you want, ready to be recalled at the push of a button. Handsome solid walnut console adds

a touch of class to any home. Weather information is relayed to the console from a special transmitter that mounts on your TV antenna mast.



The transmitter features a unique infrared sensing device for greater sensitivity and accuracy. A special piezo resistive silicon bridge transducer senses the slightest changes in barometric pressure. For serious weather research, the Heathkit Digital Weather Computer can interface with chart recorder or digital computer.

Fun to build: Like all Heath electronic kits, the Digital Weather Computer comes with its own easy-to-follow assembly manual that guides you step-by-step through every phase of assembly. Anyone can do it. The Digital Weather Computer is also available completely assembled and tested.



Free Catalog

Complete details and price on the Digital Weather Computer are in the new Heathkit Catalog, along with descriptions of nearly 400 electronic kits for your home, work or pleasure. Send for your free catalog today or pick one up at your Heathkit Electronic Center.*

Heathkit®

* Visit your Heathkit Electronic Center where Heathkit Products are displayed, sold and serviced. See your telephone white pages for the location nearest you. Heathkit Electronic Centers are units of Veritechnology Electronics Corporation.

CIRCLE NO. 69 ON FREE INFORMATION CARD

Write to Heath Company, Dept. 010-654, Benton Harbor, MI 49022

www.americanradiohistory.com

by George Meyerle

Part 1 of a series devoted to the use of inexpensive microprocessors in custom applications

Microprocessor Applications for the 1980's...

It's a Whole New Ballgame!

THE MICROPROCESSOR (central processing unit or CPU), a powerful and versatile integrated circuit, was born only in the last decade. We have witnessed its startling price decline and reveled in the result—modestly priced computers.

With \$10 microprocessors available now, it's clear that the devices can be used economically for *non-computer* purposes—electronic games, telephone dialers, photographic timers, robots, "smart" thermostats, sophisticated security systems, or wherever your imagination leads you. And you need not tie up a \$1000 computer for these applications. All that is required is a reasonable knowledge of microprocessors, which will also give you a better understanding of computer hardware and software.

To use a microprocessor for any of a host of applications, you need only become familiar with:

- The way the processor functions and relates to its inputs and outputs.
- The processor's program language.
- The fundamentals of the binary number system.

The foregoing doesn't require much more effort than learning about 100 words or so of a foreign language and some simple grammar. Mastering this, you can use inexpensive microprocessors where discrete parts would be awkward at best and often prohibitively costly and bulky.

Clearly, using microprocessors in the 1980's will be a whole new ballgame for electronics enthusiasts. To be certain that readers of POPULAR ELECTRONICS will be able to keep up with what we plan to present to you as time unfolds, we're launching this first-in-a-series microprocessor training course for the new decade.

What Is a Microprocessor? In its simplest terms, a microprocessor IC can be considered an element that can read data from inputs, perform computations, and control outputs. What makes it special is that it can be *programmed*. That is, it can be made to perform its various functions in any desired sequence. This flexibility is the key characteristic that lets a microprocessor and external circuitry perform such a wide variety of electronic tasks.

A microprocessor-based system is shown in Fig. 1. Note that there are four main elements. These elements can be included in the microprocessor IC, but for the sake of simplicity we will assume that they are all separate components. We will deal with the microprocessor itself separately.

The microprocessor is connected to all of the other components via the data bus by which information is passed back and forth. Control signals from the microprocessor along with the memory address signals determine which elements communicate with



the processor at any one time.

The block labelled Program is the storage area for the sequential instructions to be executed by the microprocessor. On reset or power on, the microprocessor will automatically obtain the first instruction from this memory via the data bus. After executing the first instruction it will signal for the next instruction, etc. To generate this series of instructions, better known as the program, is called "programming."

The input port section is the communication link between the microprocessor and data from keyboards, sensor switches, or the like. An input port usually can signal the microprocessor via the control bus when data is available. Output ports are used to transfer data from the microprocessor or memory components to output devices.

As an example, let's consider this system to be the controller for a simple robot and follow some theoretical steps which might occur in its operation. On reset or power on, the processor will signal the program memory to put the first instruction on the data bus. The processor reads and executes that instruction. Let's assume that the instruction tells the microprocessor to read the contents of the input port and store that data in one of its internal registers. The processor now requests the next instruction, which could be to have the microprocessor test the data from the input port. Subsequent instructions, called on the basis of the data analysis, would have the microprocessor issue to the output port data that would cause the robot to take a specific action.

While the robot is performing its mission, the processor will request its next instruction, which might be to reread the input port that monitors the progress of the robot. Each reading of the input port would similarly be tested, with the microprocessor issuing commands to control the course of action. This general system could just as easily operate as a telephone dialer or other product.

Signal Lines. Before we tackle the microprocessor functions, let's review the types of signals you might find on the signal lines. These lines carry voltages that represent binary numbers. The microprocessor, the I/O ports, and memory also respond only to these electrically coded binary numbers. It would be a great asset, therefore, to have an

understanding of binary numbers and their decimal and hexadecimal (base 16) equivalents.

In an 8-bit microprocessor, the data bus will consist of 8 lines. The status of each of these lines can either be a logic 1 or a logic 0, each represented by one of a pair of voltage levels (high and low, positive and negative, etc.). If the microprocessor is reading from the data bus, and lines 0, 1, 2, and 3 are logic 1, and lines 4, 5, 6, and 7 are at logic 0, you can write that input as 00001111 as shown.



Writing long lists of these inputs in binary form would be very tedious and cumbersome. It is convenient to convert this binary representation of the 8 bits into a hexadecimal form. Thus, 00001111 can be represented by 0F (hex). Writing a 16-bit address in binary will convince you of the value of binary to hexadecimal conversion. This conversion is listed in Table I.

We cannot, however, completely forget about binary representation of these numbers because in that form they will allow easy identification of which switch is to be turned on for a given input or

**TABLE I—DECIMAL
—BINARY—HEXADECEMAL
EQUIVALENTS**

Decimal	Binary	Hexadecimal
0	0000	0
1	0001	1
2	0010	2
3	0011	3
4	0100	4
5	0101	5
6	0110	6
7	0111	7
8	1000	8
9	1001	9
10	1010	A
11	1011	B
12	1100	C
13	1101	D
14	1110	E
15	1111	F

which light or motor will go on as a result of particular outputs. For example, if we are at an output port capable of driving low-voltage lamps and we want a certain

sequence of these lamps to light at any one time, we must remember that the lamp will go on only when there is a logic 1 appearing on the data line at the output port. It will be helpful to remember that binary digit, 0 or 1, is referred to as a bit. This group of eight bits is called a byte. A 16-bit address is thus made up of two bytes. Four bits (half a byte) are sometimes referred to as a nibble.

The RCA 1802. In this article we will discuss the RCA 1802. In subsequent articles, other processors will be described. Although microprocessors vary greatly in terms of their capabilities and specific language or instruction set, they are similar in many functions. Some are faster, more input/output compatible, easier to program, or more suitable for data processing, etc. But if you can understand the basic workings of the 1802 and its instruction set, evaluating any microprocessor specification sheet will be easier. (The complete 1802 specification sheet and instruction summary can be had at no charge by sending a self-addressed, stamped (30c) envelope to Netronics R & D Limited, 333 Litchfield Road, New Milford, CT 06776.)

As our first example does not require all the elements of this processor, we will omit those that will not be used. The processor elements we will need are:

SCRATCH-PAD REGISTERS: There are 16 scratch-pad registers, each of which holds 16 bits. They are used to hold intermediate results. As the data bus can handle only 8 bits at a time, these registers are loaded and unloaded 8 bits at a time—the high-order byte in one operation, the low-order byte in another.

D-REGISTER: The D or Data register is used as an input and output to the ALU register (Arithmetic Logic Unit). Data is transferred to the D register, tested or modified by the ALU register and then returned to the data bus. The DF register is a flag used in arithmetic operations to determine if a carry or borrow occurred.

Q: This is a single-bit output line which can be set or reset by a program instruction. It is often used as an output. For example, it can turn a light on or off.

INPUT FLAGS: The 1802 has four input flags that are tested for their logic level by instructions.

Figure 2 shows a practical hook-up of an 1802 microprocessor and a simple array of peripheral equipment. Control inputs EF1,2,3, and 4 sense when any of the four pushbuttons is closed. The Q output is coupled to transistor Q1 that, in turn, drives a solenoid. Instructions, called for from ROM via the 8-line address bus, are delivered via the 8-line data bus. This arrangement is sufficient to solve our example problem.

The Problem. For our example application, we have selected a solenoid-operated lock that will open only when four pushbutton switches are operated in the proper sequence. If any button is pressed out of sequence, the controller ignores all inputs for a period of one minute. After that time, it will respond only to the entire combination in correct sequence. To further forestall attempts to solve the combination, each button must be released before the system will register that the next one has been pushed. Finally, when the lock does open, it will remain in that condition for only five seconds.

The Instruction Set. The 91 instructions recognized by the 1802 fall into nine categories. In this introductory article, however, we will need only four. These are the Control, Short Branch, Memory Reference and Register Operations subsets. Each instruction has two identifications—one called a *mnemonic* (memory aid for humans), the other called an *op code* (the digital representation required by the processor). The mnemonic is closely allied to the specified instruction, and in many cases is an abbreviation. This is exemplified by BR for BRanch and REQ for RESET Q.

The mnemonic REQ corresponds to the binary op code 0111 1010, which can, for convenience, be written 7A (hex). Eight-bit binary numbers are often written as two groups of four (nibbles). Each nibble can be converted into a single hex digit. Binary numbers are the *only* ones the processor "understands." Instructions and binary data written in binary form or the hex equivalent are said to be in "machine language." Data is sometimes entered into a processor via a hex keypad that automatically produces a binary output.

Control Instructions. As the category name implies, these instructions are used where some general control

over processor operations is required. We will use three of the 10 instructions in this subset. For each, we give the mnemonic, op code, name, and description.

NOP-C4-No Operation. This instruction performs no processor operations. It causes the processor to remain idle for three machine cycles, then fetch the next instruction. It is used mainly in timing applications to generate a delay.

REQ-7A-Reset Q. This instruction causes the processor's Q line to assume a low state (0 volt).

SEQ-7B-Set Q. This instruction causes the Q line to assume the high state (+5 volts).

Branch Instructions. Normally, a processor executes instructions in the

the memory location specified by the byte (__) following the 30 op code.

B1-34__-Short Branch if EF1=1. If the EF1 line has a logic value of 1, the program will branch to the memory location that follows the op code. If EF1 is not 1, the processor goes to the next instruction in sequence.

B2-35__, B3-36__ and B4-37__ perform the same action on the EF2, EF3 and EF4 lines respectively.

BNZ-3A__-Short Branch if D not 0. If the D register contains other than zero, the program will branch to the specified memory location. If it contains zero, the program advances to the next instruction in sequence.

BN1-3C__-Short Branch if EF1=0. If the EF1 input line is a logic zero, the

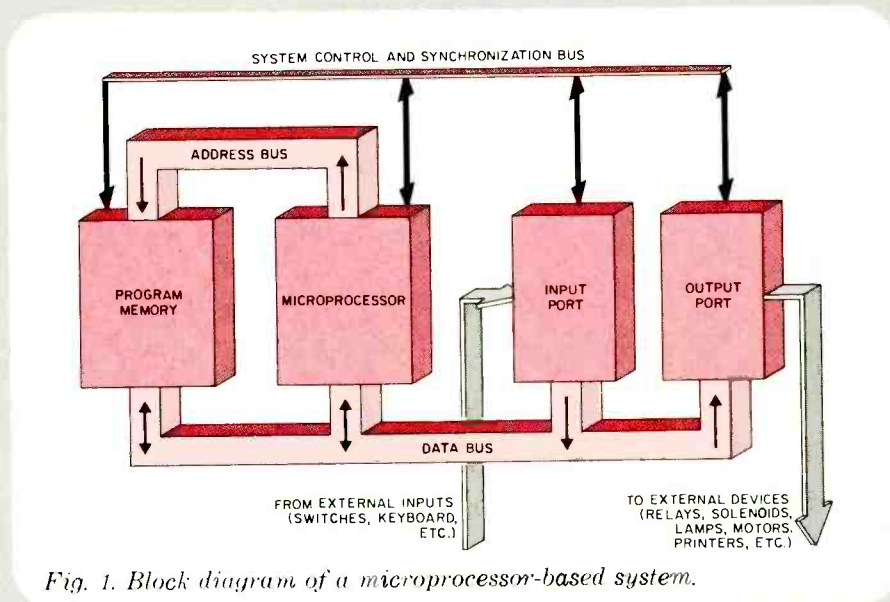


Fig. 1. Block diagram of a microprocessor-based system.

order in which they are stored in memory—the one at the lowest-order memory location first, then the next, etc. A branch causes the processor to depart from the sequence, jump to another part of the memory, and execute one or more of the instructions stored there.

Branches are often (but not necessarily) conditional, taking place only when a defined condition arises. They require two bytes of data. The first is the op code for the branch instruction and the second is the address to which the processor will branch. For reasons of its own internal organization, the 1802 has "long" and "short" branch instructions. We will use 10 of the short ones.

BR-30__-Short Branch. Branch to

program will branch to the specified memory location. If the EF1 line is 1, the program proceeds to the next instruction in sequence.

BN2-3D__, BN3-3E__, and BN4-3F__ are used similarly to test the EF2, EF3 and EF4 lines, respectively.

Memory Reference. These instructions allow the user to load data into the temporary storage registers in the processor. We use only one of the seven provided.

LDI-F8__-Load Immediate. This instruction places the "__" data, following the F8 op code, into the D register of the processor. If the instruction were F8 55, the processor would place 55 (01010101) in the D register.

Register Operations. These instructions allow operations to be performed on the data in any of the 16 temporary storage registers of the 1802. These instructions are formed from a hex digit followed by a number to identify the register. We will use four of the available seven instructions.

PLO-AN-Put Low Reg N. Places the data byte currently in the D register into the low-order register specified by N.

PHI-BN-Put High Reg N. Places the data byte currently in the D register into the high-order register specified by N.

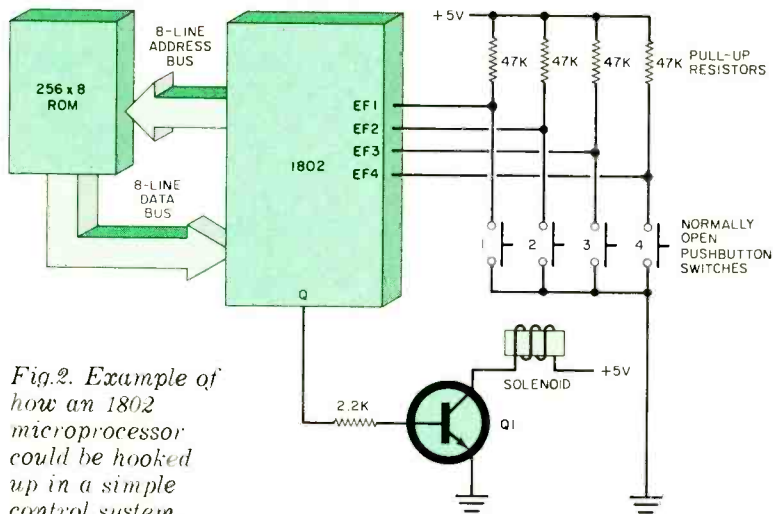


Fig. 2. Example of how an 1802 microprocessor could be hooked up in a simple control system.

DEC-2N-Decrement Reg N. Decrement (reduce by 1) the digital value stored in the register specified by N.

GHI-9N-Get High Reg N. Places the data currently in the high-order register designated by N into the D register.

Programming. The example we will use was previously described. However, that description is in human terms that make no sense to the processor. Therefore the problem has to be restated in language that the processor can decode. The restatement will constitute a program.

To create a program, it is convenient to start with a diagram or flowchart that covers all the steps that need be taken by the processor to fulfill the task. The analysis of the task is necessarily very detailed, because any step omitted or misstated, no matter how minor, can cause the program to malfunction.

Creating the Flowchart. As shown in

Fig. 3, begin by writing the word START in the center at the top of the page. Since this will also be a label and referred to in the program, write this word on the same line in the LABEL column. Referring to the hardware diagram in Fig. 2, we can see that when the flow starts, we want the solenoid to be de-activated to keep the door locked. Since this occurs when the Q line is low, write RESET Q=0 in a small box directly under START. A line, signifying flow direction, joins the two boxes. The four pushbutton switches must be operated

in a 3-4-2-1 sequence, and if any switch is depressed out of sequence, a one-minute time delay will be invoked, after which the flow will proceed directly back to the START. We have also decided that after the correct pushbutton sequence has been entered, the solenoid will be activated for only five seconds.

At this point, some decisions regarding switch condition must be made. A decision box is diamond-shaped with the flow entering the upper corner and either of the three remaining corners used for the YES or NO answers. The first decision, labelled "1st Test," determines if any of the wrong switches (1, 2 or 4) has been closed. If the answer is YES, the flow then proceeds to the one-minute delay. At the conclusion of the delay period, the flow returns back to the START, keeping the solenoid de-activated. If the answer is NO (neither switch 1, 2 or 4 has been operated), the next decision determines if switch 3 (the correct one) has been depressed. If the

answer is NO, this means that no switches were operated, so the flow goes back to the start of the 1st Test.

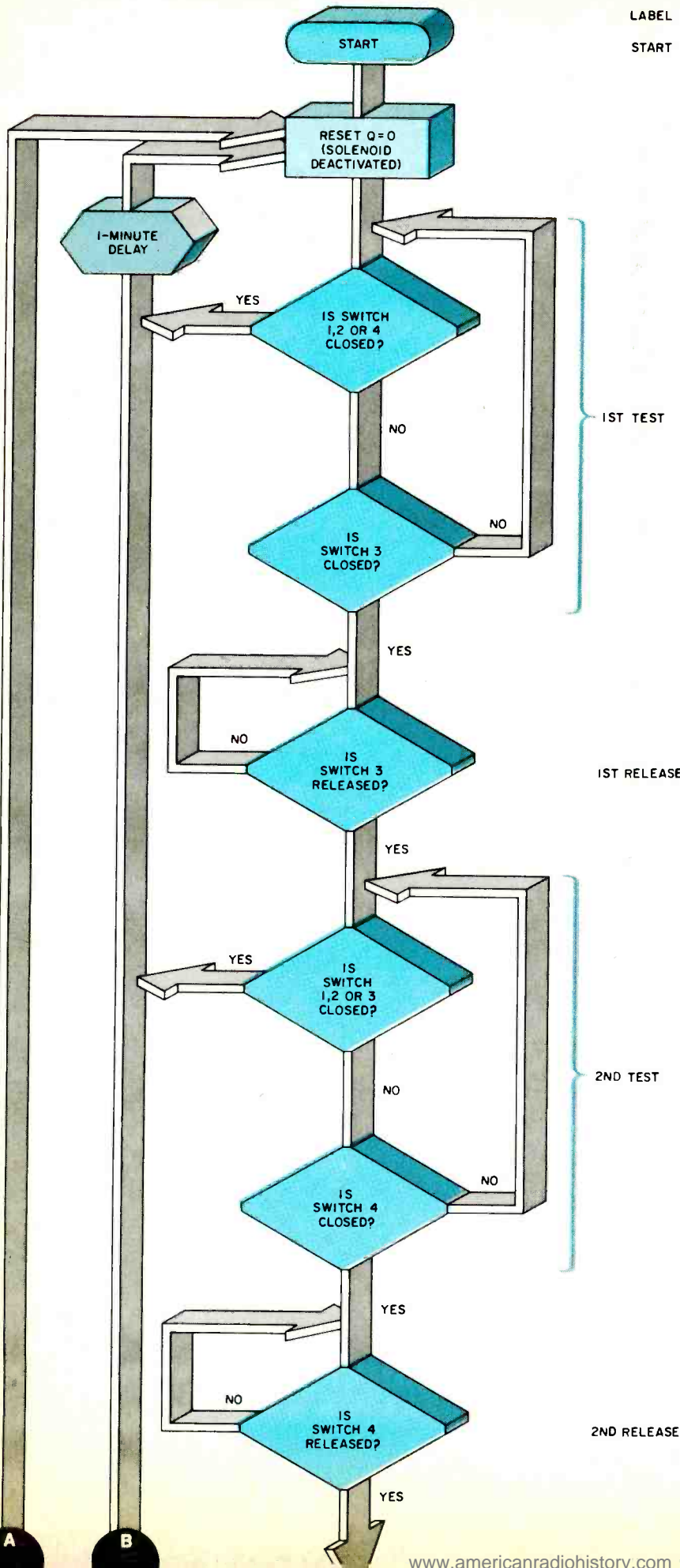
As long as no switches are touched, the flow "loops" around the 1st Test element, waiting for some switch activity. If switch 3 was depressed, the answer to the second decision box is YES, forcing the flow to proceed to the 1st Release that checks whether switch 3 has been released (opened). If switch 3 has not been released, the flow "loops" around this decision box until switch 3 is released.

The next nine decision boxes, down to 4th Release, ask similar questions of switches 4, 2 and 1 (the correct sequence). If during these queries, a wrong switch is depressed, the YES answer to the decision sends the flow to the 1-minute delay and back to the START. Note that in the flowchart, each pair of switch operation decisions form a labelled Test, and each Release is suitably identified.

Once the four pushbuttons have been properly depressed and released, we want the solenoid activated so that the door will be unlocked. Since the solenoid is activated when the Q line is high, the next block (labelled UNLOCK) is entitled SET Q=1. When the Q line goes high in response to this block, two simultaneous events should occur: the solenoid is activated, and a five-second delay is invoked. At the conclusion of the five-second period, the flow returns to START and de-activates the solenoid. It now scans the 1st Test, awaiting further switch action.

Creating the Program. The program that enables the 1802 to implement the flowchart is shown in Table II. The extreme left column, marked LABEL, defines the various parts of the program corresponding to the flowchart. They are very useful because the various branch addresses are usually filled in after the program has been structured. In the second column, identified as PROGRAM ADDRESS, are the memory addresses where each element of the program will reside. These too can be filled in after the program has been written. The reason for this is that a particular line in the program may consist of two or more bytes, and each byte must have an address. Programming convention is that the program address shown in this column is

LABEL
START



the beginning address of that set of instructions.

The third column, OP CODE, represents the hexadecimal machine code for the instruction plus any extra byte required to modify the instruction. In most cases, the extra byte is a Branch address and is filled in after the program has been completed. The fourth column, MNEMONIC, contains the word-like version of the op code. This column, once you get used to it, makes reading a program considerably easier.

The column marked COMMENTS is strictly for the human being. At some later date, when you return to the program, reading this column will tell you in detail what is supposed to happen at each step. Trying to figure out what the program does without referring to the comments or the flowchart is difficult.

When first powered up, the processor fetches its first instruction at memory address 0000.

The label "Start" should use program address 0000. Since we have decided that, at the beginning, the solenoid should be de-activated, we use the mnemonic instruction REQ (reset Q) having the op code of 7A on the start line. The comments column then explains this action and the result.

The next step is a decision. In the flowchart, the three wrong switches were tested in one box. In the program, we force the processor to test each switch in turn for an open or closed condition. Like the flowchart, we label this 1st Test, and use the next memory address 0001. Switch 1 is tested by the mnemonic B1 having op code 34. This op code checks the status of switch 1 (actually the EF line associated with it). It is a two-part op code that requires a branch address if the switch was depressed. Since we don't know the address of the 1-minute time delay at this time, we temporarily leave the required second byte of the op code blank. Therefore, this line of the op code column is 34_ _.

Since two bytes were used at address 0001, the next memory address is 0003. Here the program op code queries the status of switch 2 via op code

Fig. 3. Flowchart, at left and on opposite page, gives steps the microprocessor must perform.

Applications . . .

35 (B2). Thus program address 0003 contains 35___. Keep in mind that, as each line is created, sufficient detail must be inserted in the COMMENTS column to explain what is going on.

Since two bytes were used as address 0003, the next address is 0005. Here, op code 37 (B4) questions the status of switch 4. Since this is still the wrong switch, we must branch to the 1-minute delay. Thus, address 0005 contains 37___.
 Now we are left with only one switch (switch 3, the correct one). Address 0007 checks this switch via op code 36. If this switch was depressed, the program branches to the 1st Release, whose address is as yet unknown. Thus, address 0007 contains 36___.
 Now, what happens if *no* switches were touched? This is the purpose of program address 0009. If the flow gets to this point without branching, address 0009 forces the program to return to the 1st Test, which we now know is located at program address 0001. Now you see the value of the label. Since we are working with only one page of memory (256 bytes), the leading two zeroes of the address are not required, so address 0009 contains BR (branch immediately) to program address 01. Thus, if during the 1st Test no switches were operated, the program "loops" around this section, awaiting switch action.

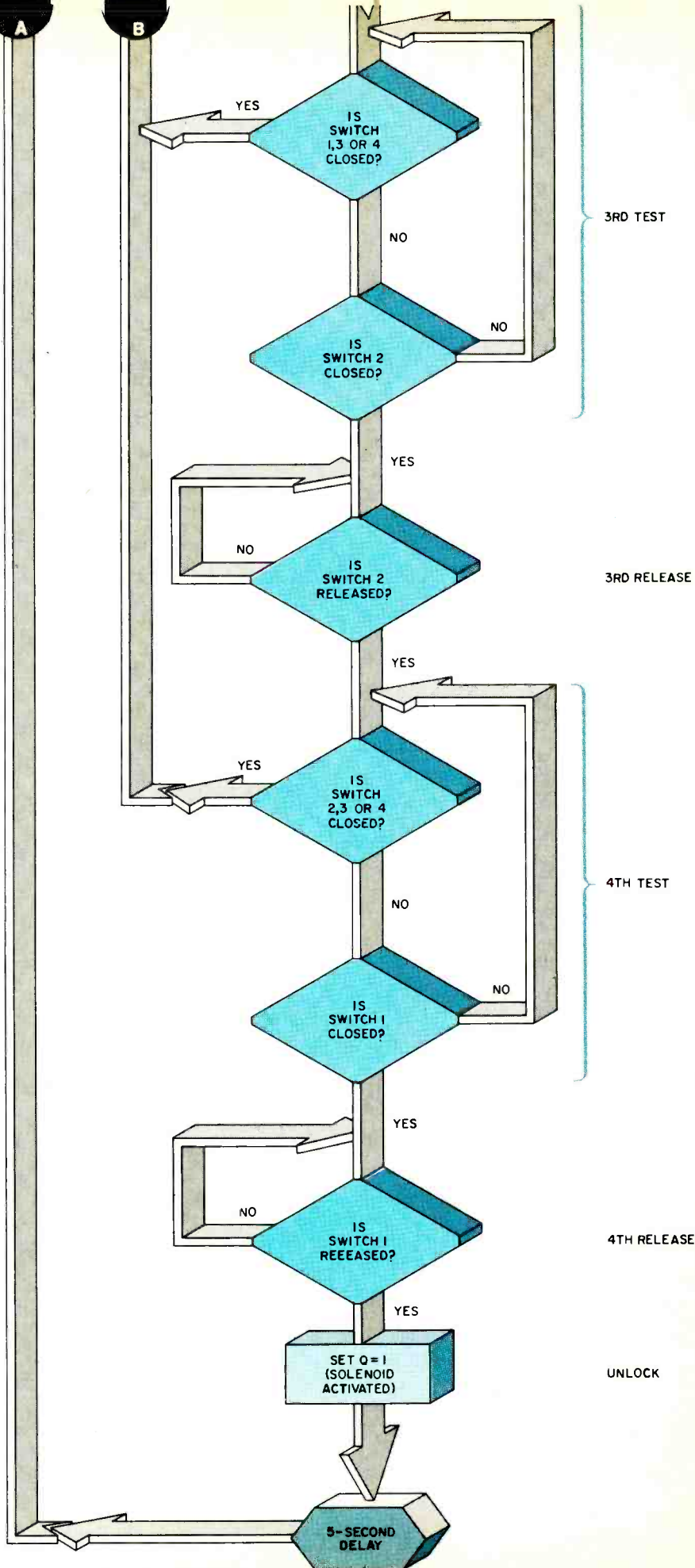
Since we have determined that switch 3 was depressed at address 0007, we now perform the 1st Release at address 000B. The 3E instruction at address 000B says that, if the switch was released, branch the program to 0F, the start of the 2nd Test. If the switch is still depressed, the instructions at 000D force the program to return (30, Branch Immediate) back to memory address 0B, and await switch release.

The 2nd Test, switch 2 Release, 3rd Test, switch 3 Release, 4th Test and switch 4 Release, operate just as did the 1st Test and switch 1 Release. The reader can follow the program flow to make sure that the four switches must be depressed in proper sequence before the program arrives at the Unlock block at program address 0039.

The 2nd Test, switch 2 Release, 3rd Test, switch 3 Release, 4th Test and switch 4 Release, operate just as did the 1st Test and switch 1 Release. The reader can follow the program flow to make sure that the four switches must be depressed in proper sequence before the program arrives at the Unlock block at program address 0039.

The 2nd Test, switch 2 Release, 3rd Test, switch 3 Release, 4th Test and switch 4 Release, operate just as did the 1st Test and switch 1 Release. The reader can follow the program flow to make sure that the four switches must be depressed in proper sequence before the program arrives at the Unlock block at program address 0039.

The Unlock statement is one-byte instruction 7B that causes the 1802 to set its Q-output line to the high state. Since the solenoid is connected to this



output, when this instruction is carried out by the processor, the solenoid becomes activated and allows the door to be opened.

As soon as the op code at program address 0039 is executed, the flow passes to the next block having the label 5-Sec. Delay located at program address 003A.

To create a delay, we can take advantage of the fact that it takes time for the processor to execute an instruction. Therefore, we can give it a series of "busy work" instructions to let it waste the required time. Such maneuvers should of course produce no other external effects. In this case, data is passed back and forth between internal registers of the 1802 in a particular sequence. It is not really important which registers are used, but the instruction set allows us to "play" with the D register more easily than with some others.

The delay starts at program address 003A by loading FF (1111 1111) into the D register. The next step uses instruction A1 (address 003C) to load the FF from the D register into the low-order half of register-1. Then, according to address 003D, the FF is also loaded into high-order half register-1 using the B1 instruction. Next, the program contains four NOPs (No Operations), instructions during which the processor does absolutely nothing but waste clock cycles. The 1802 uses the op code C4 for NOP, each wastes 10-11 microseconds (using a 1.71-MHz timing reference oscillator or "clock"). The four instructions at address 003E "pad" the time delay so that the loop will come to five seconds.

As we now know, register-1 contains 1111 1111 (FF). Address 0042 uses op code 21 to decrement (reduce by one) the contents of register-1. After the first cycle, low-order register-1 contains 1111 1110 (FE). Address 0043 loads the high-order byte of register-1 into the D register using instruction 91. We know that the D register will contain 1111 1111 (FF). The 3A instruction at address 0044 checks the contents of the D register. If the D register is not all zeros (and we know it isn't), the program branches back to address 3E and continues decrementing the contents of register-1, moving the high-order byte into the D register, and checking the contents of the D register for all zeros, etc.

After 65,280 passes through the

"loop," which should total five seconds, the contents of the D register will be 0000 0000. When this occurs, the program moves on to address 0046 and

finds a BR (30) that goes back to the Start at address 00. At this point, the Q line is forced low and the solenoid is de-activated. The program then pro-

TABLE II—PROGRAM

LABEL	PROGRAM ADDRESS	OP CODE	MNEMONIC	COMMENTS
Start	0000	7A	REQ	Make Q output low (door locked)
1st Test	0001	34 48	B1	If switch #1 depressed, branch to 1-min. delay, else next instruction
	0003	35 48	B2	If switch #2 depressed, branch to 1-min. delay, else next instruction
	0005	37 48	B4	If switch #4 depressed, branch to 1-min. delay, else next instruction
	0007	36 0B	B3	If switch #3 depressed, branch to #1
1st Release	0009	30 01	BR	Release, else next instruction
	000B	3E 0F	BN3	If no switches depressed, branch to 1st Test.
	000D	30 0B	BR	If switch released, branch to 2nd Test, else next instruction
2nd Test	000F	34 48	B1	If switch not released, branch to 1st Release
	0011	35 48	B2	If switch #1 depressed, branch to 1-min. delay, else next instruction
	0013	36 48	B3	If switch #2 depressed, branch to 1-min. delay, else next instruction
	0015	37 19	B4	If switch #3 depressed, branch to 1-min. delay, else next instruction
	0017	30 0F	BR	switch #4 depressed, branch to #2 Release, else next instruction
2nd Release	0019	3F 1D	BN4	No switches depressed, branch to 2nd Test
	001B	30 19	BR	If switch released, branch to 3rd Test, else next instruction
3rd Test	001D	34 48	B1	If switch not released, branch to #2 Release
	001F	36 48	B3	If switch #1 depressed, branch to 1-min. delay, else next instruction
	0021	37 48	B4	If switch #3 depressed, branch to 1-min. delay, else next instruction
	0023	35 27	B2	If switch #4 depressed, branch to 1-min. delay, else next instruction
	0025	30 1D	BR	If switch #2 depressed, branch to #3 Release, else next instruction
3rd Release	0027	3D 2B	BN2	If no switches depressed, branch to 3rd Test
	0029	30 27	BR	If switch released, branch to 4th Test, else next instruction
	002B	35 48	B2	If switch not released, branch to #3 Release
4th Test	002D	36 48	B3	If switch #2 depressed, branch to 1-min. delay, else next instruction
	002F	37 48	B4	If switch #3 depressed, branch to 1-min. delay, else next instruction
	0031	34 35	B1	If switch #4 depressed, branch to 1-min. delay, else next instruction
	0033	30 2B	BR	If switch #1 depressed, branch to #4 Release, else next instruction
4th Release	0035	3C 39	BN1	If no switches depressed, branch to 4th Test
	0037	30 35	BR	If switch released, branch to Unlock, else next instruction
				If switch not released, branch to #4 Release

ceeds to the 1st Test, and loops around it, awaiting further switch action.

The one-minute delay invoked when a wrong switch is depressed starts at pro-

gram address 0048. It works by running through the 5-Sec. Delay 12 times under control of another outside loop. This action requires 5×12 or 60 seconds.

The 12-times loop starts at address 0048 by loading the D register (F8) with 0C (0000 1100) which is decimal 12. Address 004A loads this byte into register-2 (A2).

The program from address 004B to 0056 is the five-second delay as previously described. In this case, when the D register contains all zeros, the program drops to address 0057 that decrements the contents of register-2 by one (it now contains 1011 or decimal 11).

The next two instructions (address 0058 and 0059) are the remainder of the "outside" loop that decrements register-2 each time the five-second delay is executed. After the twelfth pass, register-2 will contain zero. When this occurs, the program advances to address 005B, where it is told to branch (30) back to the Start (00).

Since we now know the address of the 1-Minute Delay (0048), we can go back into program and substitute 48 for each of the blanks (depicted as) that were used where the program had to branch to the one-minute delay.

Modifications. The basic program is easily modified even by an inexperienced programmer. For example, at each switch Release segment (identified by its program label), you might as an exercise write a small program that requires, say, that the switch be released within two seconds, otherwise the program branches to the 1-minute time delay. Such a new set of instructions can reside above program address 005C (the end of the present program) and can be invoked (called) from the switch release segment. Some branch statements can be used. If you require a longer combination, then enlarge the program accordingly. Note that you can change the combination easily by modifying the pertinent instruction in each switch Test location.

In Conclusion. We have seen how powerful an element a microprocessor can be. To realize even the simple example presented above in single-function logic gates would be impractical. Implementing the actions we wanted from the microprocessor was a task of but modest difficulty by comparison.

Succeeding articles in this series will extend the uses of microprocessors further. We will also discuss the hardware needed in more detail. ◇

LABEL	PROGRAM ADDRESS	OP CODE	MNEMONIC	COMMENTS
Unlock	0039	7B	SEQ	Set Q output high (unlock door), go to next instruction
5-Sec. Delay	003A	F8 FF	LDI	Load FF (1111 1111) into the D register
	003C	A1	PLO	Loads D register into low-order half of register-1
	003D	B1	PHI	Loads D register into high-order half of register-1.
Timer	003E	C4 C4	NOP	Waste time to increase delay
	0040	C4 C4	NOP	
	0042	21	DEC	Decrement (reduce) the contents of register-1 by 1
	0043	91	GHI	Load the high-order byte of register-1 into the D register
	0044	3A 3E	BNZ	If the content of the D register is not zero, branch to Timer and continue decrementing register-1 and testing the D register. When the D register contains zero, go to next instruction.
	0046	30 00	BR	End of 5-sec. time delay, branch to Start.
1-Min. Delay	0048	F8 0C	LD1	Load the D register with 0C (0000 1100)
	004A	A2	PLO	Load 0C from the D register into the low-order half of register-2
Loop 1	004B	F8 FF	LDI	Load the D register with FF (1111 1111)
	004D	A1	PLO	Load FF from the D register into the low-order half of register-1
	004E	B1	PHI	Load FF from the D register into the high-order half of register-1
Timer Start	004F	C4 C4	NOP	Waste time to pad out the delay
	0051	C4 C4	NOP	
	0053	21	DEC	Decrement the contents of register-1 by 1
	0054	91	PHI	Load the high-order byte of register-1 into the D register
	0055	3A 4F	BNZ	If the content of the D register is not zero, branch to Timer Start. Continue decrementing register-1 and testing the D register. When the D register contains zero, next instruction
Loop 2	0057	22	DEC	Decrement the contents of register-2 by 1. (Register-2 contains 1100 from address 004A)
	0058	82	PLO	Load the contents of register-2 into the D register
	0059	3A 4B	BNZ	If the content of the D register is not zero, branch to Loop 1. Continue decrementing, then testing the D register. When the D register contains zero, next instruction
	005B	30 00	BR	End of 1-min. delay, branch to Start. This sets the Q output low to deactivate the solenoid and lock the door. The program then awaits further switch operations.

IN THEORY, "scratch" and "rumble" filters are useful additions to an audio system. In practice, however, the filters built into many components have either inappropriate cutoff frequencies or too gradual slopes (or both) to adequately perform their intended functions. If you're dissatisfied with those contained in your preamplifier, integrated amplifier, or receiver, try the quartet of high-performance active filters presented here.

These filters are designed around a quad BIFET operational amplifier IC, and can be inserted into or removed from the signal chain at the push of a switch. The project can be built at low cost, and its compact size allows it to be tucked into an existing audio component. Also, its modest power requirements can easily be satisfied by the host component.

About the Filters. One of the simplest active filter designs is based on the voltage-controlled voltage source configura-

tion. This circuit is commonly known as the Sallen/Key design because it was described in a paper by R.P. Sallen and E.L. Key that appeared in the March 1955 issue of the *IRE Transactions on Circuit Theory*. Shown schematically in Fig. 1 are second-order, high-pass (A) and low-pass (B) active filters employing operational amplifiers. Although op amps as we know them were not available in 1955, Sallen and Key's paper is applicable to filters employing more recently developed active devices.


These filters have unity gain within their passbands, a gain that is independent of resistor values. They have second-order responses, which exhibit an attenuation of 3 dB at the cutoff frequency and an ultimate slope of 12 dB/octave. For audio applications, the most useful VCVS filter is one whose response is "maximally flat," whose Q is 0.707. This is true of the filters described in this article.

The cutoff (-3 -dB) frequency of the high- or low-pass filter can be calculated from $f_c = 1/[2\pi(R1R2C1C2)^{1/2}]$. In the high-pass filter of Fig. 1A, the value of $C1$ is chosen to equal that of $C2$ and the resistance of $R1$ is chosen to be half that of $R2$. This simplifies the equation for the cutoff frequency so that it takes the form: $f_c = 1/2.828\pi C1R1$. Similarly, in the low-pass filter of Fig. 1B, the resistance of $R1$ is chosen to equal that of $R2$ and the capacitance of $C2$ is chosen to be half that of $C1$. The simplified equation for the low-pass cutoff frequency is: $f_c = 1/2.828\pi R2C2$. Note that the low-pass filter resembles the high-pass design except that the positions of the resistors and capacitors have been interchanged.

If optimal filter performance is to be achieved, the passive components used should be of high quality. For example, the resistors should be carbon- or metal-film components and the capacitors

BY JOHN H. ROBERTS

Low-cost
ultrasonic /
infrasonic
circuit
plugs into
preamp's
external
jacks



**HIGH
PERFORMANCE
"SCRATCH
& RUMBLE"
FILTERS**

should have mica, polystyrene or Mylar dielectrics. The criteria for choosing the operational amplifier are those that make an op amp well suited for use as a voltage follower—high input impedance, low input current, and high speed. The author's choice is the Texas Instruments TL074CN, a quad BIFET op amp that satisfies these requirements handily.

The complete schematic of the project is shown in Fig. 2. In all, four filters appear in this diagram—a low-pass and a high-pass filter for each stereo channel. The component designations not shown in parentheses pertain to the left-channel circuit. Those component numbers given parenthetically pertain to the right-channel filters.

If both selector switches (*S1* and *S2*) are in their OUT positions, the filter outputs are left floating. Placing HIGH PASS selector switch *S1* in its IN position connects the outputs of the high-pass filters (*IC1A*, *IC1B* and their associated components) to the OUT positions of LOW PASS selector switch *S2* and to the inputs of the low-pass filters (*IC1C*, *IC1D* and their associated components).

If *S2* is in its IN position, signals pass through the low-pass filters before they appear at the project's output. Otherwise, they are routed to the output terminals without being high-pass filtered. This switching arrangement allows the connection of either filter alone, both together, or neither in the signal chain.

The circuit can be powered by either a bipolar or single-ended supply. Maximum voltages are ± 15 volts for a bipolar supply and +30 volts for a single-ended one. Current demand is approximately 10 mA. Components *C9*, *R9*, and *R10* are required only if a single-ended power supply is used. They generate an artificial "circuit ground" which is designated in Fig. 2 using the conventional chassis-ground symbol. Contrast this with the system signal ground appearing at the input and output terminals of the project. An earth-ground symbol signifies system signal ground to differentiate it from the artificial "circuit ground."

A single-ended supply is represented to the right of the passive components as a battery generating voltage V_{SUPPLY} . Traditionally, the chassis on which a positive, single-ended power supply is mounted becomes the negative return and is also used as the signal ground for the circuit powered by the supply. In the case of these active filters powered by a single-ended supply, the chassis can be used as the input and output signal

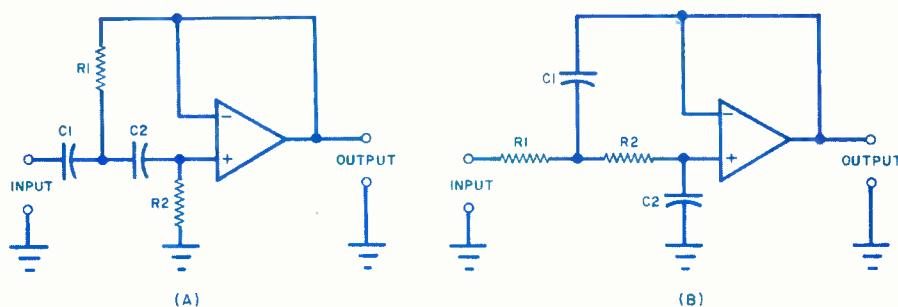


Fig. 1. Second-order high-pass (A) and low-pass (B) filters.

ground (which will be tied to system ground), but the artificial ground generated by the passive components must be kept isolated from it. The artificial ground will be at a dc level equal to one half of the supply voltage, and the chassis (system) ground will act as the $-V$ negative supply for the quad op amp.

If a bipolar supply is used, the arti-

cial and system grounds should be tied together. Direct coupling can be employed between the stage preceding the filters and the project input terminals as well as between the project output terminals and the input of the next stage in the signal chain. However, if the circuit is powered by a single-end supply, capacitive coupling should be used.

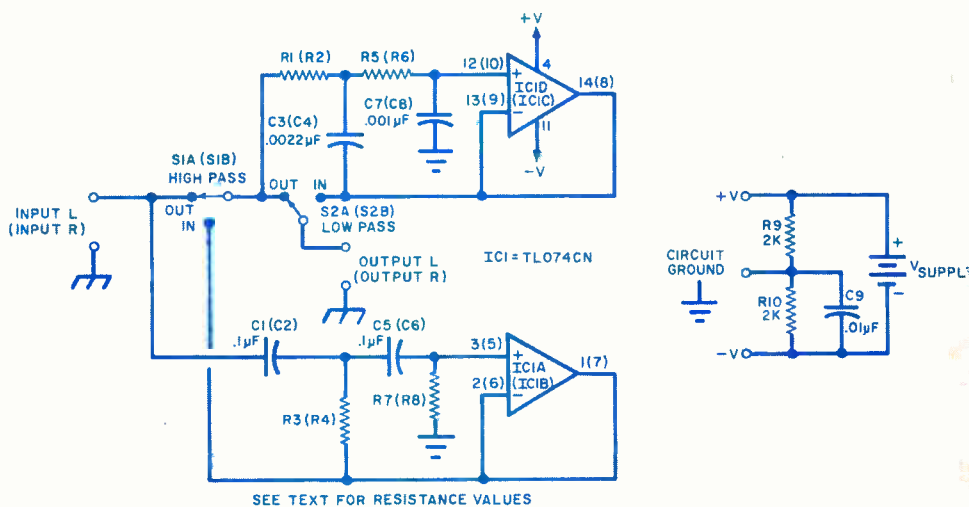


Fig. 2. Schematic diagram of the complete project.

PARTS LIST

- C1,C2,C5,C6—0.1- μ F 5% Mylar, mica or polystyrene
- C3,C4—0.0022- μ F 5% Mylar, mica or polystyrene
- C7,C8—0.001- μ F 5% Mylar, mica or polystyrene
- C9*—0.01- μ F Mylar, disc ceramic, mica or polystyrene
- IC1—TL074CN quad BIFET op amp
- The following are carbon-film, 1/4-watt, 5%-tolerance (or metal film, 1/4- or 1/8-watt, 1% tolerance) fixed resistors unless otherwise specified.
- R1,R2,R5,R6—see text for value.
- R3,R4—see text for value.
- R7,R8—see text for value.
- R9*,R10*—2000 ohms, 1/2-watt, 5% or 10% tolerance, carbon-composition or carbon film.
- S1,S2—Dpdt switch
- Misc.—Printed circuit or perforated board, IC socket or Molex Soldercons,

suitable power supply and enclosure, hookup wire, shielded cable, circuit board standoffs, hardware, solder, etc.

* These components are required only if a single-ended power supply is used.

Note—The following are available from Phoenix Systems, 375 Springhill Road, Monroe, CT 06468: kit of parts including printed circuit board, IC, switches, and resistors and capacitors for two 20- or 50-Hz high-pass and two 13,000- or 19,000-Hz low-pass filters, No. P-91S for \$10.00. Also available separately are: TL074CN quad BIFET op amp IC, No. P-91C, for \$2.50; etched and drilled printed circuit board, No. P-91B, for \$2.00; push-on/push-off dpdt switch, No. P-91SW, for \$1.00 each. Connecticut residents, add 7% state sales tax. If order is less than \$10.00, add \$1.00 shipping and handling.

Construction. The project is relatively simple, so point-to-point, wiring, wrap-wire, or printed-circuit assembly techniques can be used. Etching and drilling and parts placement guides for a suitable printed circuit board are shown in Fig. 3. If another assembly method is chosen, observe sound construction practices for circuits containing high gain-bandwidth devices. Keep leads short and run grounds carefully.

The use of Molex Soldercons or an IC socket is recommended. Be sure to orient the IC correctly and pay attention to polarities when making connections to the power supply. Use the minimum amount of heat and solder consistent with the formation of good connections.

The circuit board has been laid out to accommodate pc-mount push/push switches. These switches are available from the source given at the end of the Parts List. If you want to employ another type of switch, simply interconnect the foil pads with the appropriate lugs of the remotely mounted switches with lengths of flexible hook wire.

Mount the filter board either in the enclosure of a host audio component or in an enclosure specially selected for this purpose. The board should be installed in such a way that board-mounted switches (if used) are readily

accessible. If the project is placed inside an existing audio component, the simplest way to satisfy the project's modest power requirements is to tap the host's supply. A high-voltage supply can be used to power the project by introducing zener voltage regulation.

You will note that the values of all of the RC components in the active filters have not been specified in the schematic or the Parts List. This has been done to allow you to choose the cutoff frequencies of the filters that you assemble. The design equations for the low- and high-pass filters were given earlier. In the high-pass design, use equal values of capacitance ($0.1 \mu\text{F}$) for $C1$, $C5$, $C2$, and $C6$. Select the resistance of $R2$ so that it is double that of $R1$. The value of $R1$ can be calculated using the high-pass design equation. In the low-pass filters, use equal values of resistance for $R1$, $R5$, $R2$, and $R6$. The capacitance of $C7$ and $C8$ should be half that of $C3$ and $C4$. Recommended values are $0.0022 \mu\text{F}$ for $C3$ and $C4$ and $0.001 \mu\text{F}$ for $C7$ and $C8$. Resistance values for any desired cutoff frequency can be calculated using the low-pass design data.

The most common application for the high-pass filter is to attenuate low-frequency turntable rumble. To be an effective rumble filter, the circuit should atten-

uate the low-frequency rumble without significantly altering the spectral power density of the program material. Most musical recordings contain little information in the bottom bass octave, so 50 Hz is an acceptable cutoff frequency. Component values that will produce a 50-Hz, -3-dB frequency are: $C1$, $C5$, $C2$, $C6$ — $0.1 \mu\text{F}$; $R3$, $R4$ —22,000 ohms; $R7$, $R8$ —47,000 ohms. Those readers who want any deep bass present in their recordings to come through unattenuated will prefer a lower cutoff frequency. Component values that will result in a cutoff frequency of 20 Hz are: $C1$, $C5$, $C2$, $C6$ — $0.1 \mu\text{F}$; $R3$, $R4$ —56,000 ohms; $R7$, $R8$ —110,000 ohms. For a cutoff frequency other than the two just given, calculate new resistance values.

Low-pass filters are frequently employed to attenuate FM hiss and disc surface noise. They are also useful to attenuate 19,000-Hz FM stereo subcarriers that can interfere with the taping of broadcasts off the air. To be an effective hiss or subcarrier filter, the circuit should attenuate high-frequency noise, etc., without the loss of program content at lower frequencies. Most musical program material contains little information in the extreme highs, so 13,000 Hz is an acceptable cutoff frequency. Component values that will produce this response are: $R1$, $R5$, $R2$, $R6$ —8200 ohms; $C3$, $C4$ — $0.0022 \mu\text{F}$; $C7$, $C8$ — $0.001 \mu\text{F}$. For a higher cutoff frequency, say, 19,000 Hz, use the following component values: $R1$, $R5$, $R2$, $R6$ —5600 ohms; $C3$, $C4$ — $0.0022 \mu\text{F}$; $C7$, $C8$ — $0.001 \mu\text{F}$. If you prefer a cutoff frequency other than the two just given, calculate new resistance values.

Installation and Use. The project can be introduced into the audio system at any point where signals are at line level. Two possibilities are at a tape monitor loop and between the preamp output and power amplifier input. It's good practice to insert a 51-ohm resistor between the "hot" output terminal of each channel's circuit and the inner conductor of the cable which carries signals to the input of the next stage. This can prevent oscillation due to the effects of cable or load capacitance.

In Conclusion. The active filters presented in this article offer a higher level of performance than those included in many audio components. A bit of experimentation will convince you how useful properly designed low- and high-pass audio filters really are. \diamond

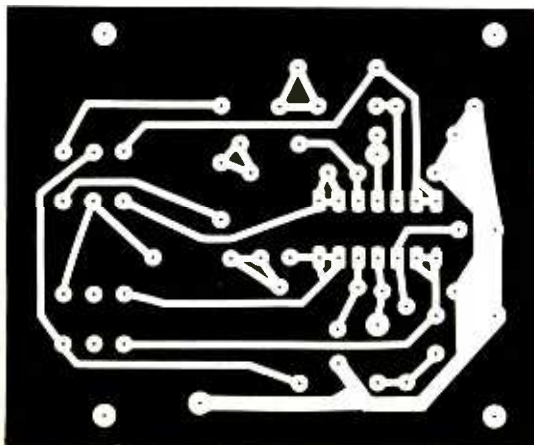
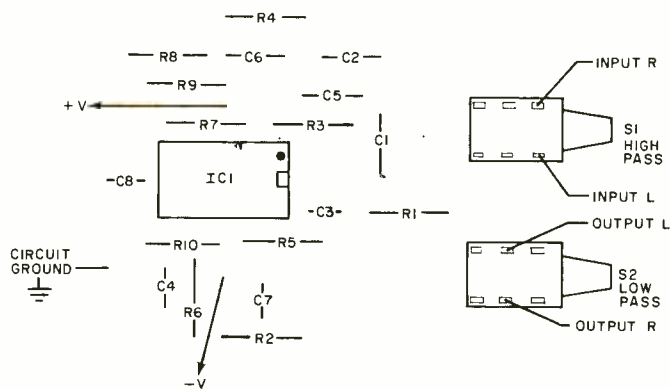


Fig. 3. Full-size etching and drilling guide for printed-circuit board is shown at left. Diagram for layout of components is above.


"Chess Challenger-10 Wins Microchess Tourney"

—Personal Computing Magazine
February, 1979

Genius Offspring

"Its successor, the new Chess Challenger '7',
is infinitely more powerful."

—S. Samole
President, Fidelity Electronics



Chess Challenger-10 did more than win the Penrod Memorial Microchess Tournament, it literally trounced all opponents. Personal Computing Magazine, February, 1979, reports, "Chess Challenger-10 emerged as the easy victor with ten wins, two draws and no losses."

All Top Name Performers

There were no amateurs in the championship playoff. Every contender bore the brand of a well-known electronic chess game, and each was accompanied by its entourage of coaches, programmers, and engineers. After each contestant had played all of the opponents in round robin fashion, the brilliant Challenger-10, stood far ahead of its second place runner-up.

Nobody Knew

Unknown to the other companies, the undefeated tournament leader was being retired after the contest. Taking its place was a far more powerful chess computer, the Challenger "7". This new micro-computer had already beaten the official undefeated champ during a series of pre-tournament warm-up games at the factory. Its engineers explain that it is simply 14 months ahead in technology, in finer algorithm sophistication and in its superb performance.

Improve Your Game to Near Brilliant

Within its seven different levels of play, you can enjoy every degree of chess competition, from beginner to tournament skill. Its

total flexibility lets you change games mid-stream or switch sides with the computer to see how it would handle your dilemma. You can add pieces to your side or take away the computer's Queen. It is a superb teacher!

Touch the PV key and the "7's" total recall memory will verify every piece position on the board. You can even set up hypothetical encounters to test its reaction at each level.

Fidelity's Challenger "7" is able to analyze over 3,024,000 board positions. It masterfully handles over one thousand book openings and will respond to any deviation. Academic openings as Sicilian, French, Ruy Lopez and Queen Gambit Declined, are just some of the challenges to keep you on your toes.

It Knows Every Rule in the Book

The Challenger "7" will permit you to castle or perform an En Passant capture or do so itself, if that is its best move. When your pawn has reached the eighth rank, it will be automatically raised to a Queen, unless you tell the computer to promote it to another piece. It will take on any player and sharpen his skills considerably...but it won't permit illegal moves.

Sound Signals

You just cannot believe the chess I.Q. of this phenomenal unit. The Challenger "7" has a beep audio feedback which sounds to acknowledge your move, and double beeps when the computer has made its response.

At Level 1, its average response time is 5 seconds. At Tournament Level 7, the Challenger makes championship decisions in just 3 minutes.

Unbeatable in Price As Well As Play

Best of all, the Chess Challenger "7" is the most affordable electronic unit you can own. It is just \$89.95 complete with Staunton designed pieces and UL approved 110V AC adaptor.

All pieces are magnetized, to stay where you place them on the permanent metal board. The set is mounted in a simulated wood-grained housing which measures 12 1/4" x 8" x 1". Bright, one-half inch tall LED electronic digits, provide unmistakably clear readout. The unit is backed by a 90-day manufacturer's limited parts and labor warranty.

Enjoy It for 10 Days—At Our Expense

As a gift or for yourself, the "7" is unquestionably the finest chess computer you can select...but, if within 10 days, you are not satisfied, simply return it for a prompt, no-questions-asked refund.

CREDIT CARD ORDERS CALL TOLL FREE

800-228-5600

NE RES: 800-642-8777

24 HOURS—7 DAYS/WEEK

Final Results


Reprinted Courtesy of Personal Computing, February, 1979 P 66 (Darker lines ours)

CONTESTANTS	#	OPPONENTS									Games Won	Games Lost	FINAL SCORE	RANKING		
		1	2	3	4	5	6	7	8	9						
1 MICRO-CHESS 1.0 (Heath H-8)	W B	X	1/2	0	1	0	0	0	0	0	1	3	8	2 1/2	7*	
2 MICRO-CHESS 1.5 (TRS-80)	W B	1/2	X	1/2	0	0	0	0	1/2	0	0	5	7	2 1/2	6*	
3 MICRO-CHESS 2.0 (PET)	W B	1/2	1	X	1	0	0	0	1/2	0	0	3	4	5	5	4
4 CHESS CHALLENGER (3 Level)	W B	1	1	1/2	X	0	1/2	1/2	0	0	1/2	2	5	5	4 1/2	5
5 CHESS CHALLENGER (10 Level)	W B	1	1	1	1	X	1	1/2	1	1/2	0	10	2	0	11	1
6 BORIS	W B	1	1/2	1	1	0	X	1	0	0	0	7	2	3	B	3
7 SARGON I (TRS-80)	W B	1	1	1	1/2	1/2	1	X	0	0	0	6	5	1	8 1/2	2
8 ATARI <i>Did not play</i>	W B								X							

* Note: Microchess 1.5 wins 6th place over Microchess 1.0 by virtue of the tie breaking analysis of relative strength of opponents

Please send me _____ Chess Challenger "7(s)" at \$89.95 plus \$3.00 for shipping and insurance. Ill. residents add 5% sales tax. If not satisfied, I can return it within 10 days for a refund.


Enclosed please find check or money order
 Charge My Credit Card
 American Express Master Charge Carte Blanche
 BankAmer / Visa Diners Club

Credit Card No _____
 Master Charge # _____ Exp Date _____
 Name _____
 Address _____
 City _____
 State _____ Zip _____
 Signature _____ PE-06 

**Camelot
DIRECT**

801 Green Bay Rd., Lake Bluff, IL 60044

A DIVISION OF UNITED EDUCATORS INC.



We put more thought into our leader than most manufacturers put into their tape.

One of the reasons Maxell has such a great following is because of our leader.

It has a built-in non-abrasive head cleaner designed to remove the oxide residue other tapes leave behind, without damaging your tape heads.

It also points out what side of the tape you're on (A or B) as well as which direction the tape is traveling. So it's almost impossible to make a mistake.

It even gives you a five second cueing mark, so you can set your recording

levels without wasting tape. Or time.

Obviously, all the thought that went into our leader was designed to help you get more out of our tape.

So if you think our leader sounds impressive, wait till you hear what follows it.




CIRCLE NO. 40 ON FREE INFORMATION CARD

Maxell Corporation of America, 60 Oxford Drive, Newark, N.J. 07102

BUILD 'LIDITH'

A 3½-Digit LCD Digital Thermometer

Measures from -30° to $+199^{\circ}$ F with
 1° accuracy and 0.1° resolution



HERE IS AN easy-to-build, battery-operated 3½-digit thermometer, which we call "LIDITH" for LIquid-crystal Digital THERmometer. It can measure temperatures from -30° F to $+199^{\circ}$ F. Basic accuracy is better than $\pm 1^{\circ}$ over its entire range and averages better than $\pm 0.5^{\circ}$ from 0° to 100° F. Each degree is divided into 10 equal parts, giving Lidith a 0.1° F resolution. Readout is on a ½" (12.7-mm) liquid crystal display.

With some simple circuit modifications, Lidith can perform other functions, such as reading the temperature in $^{\circ}$ C, measuring accurately down to -67° F and displaying both indoor and outdoor temperatures.

Circuit Operation. Shown in Fig. 1 is the schematic diagram of Lidith. (See Box for details on sensors.) Resistor R_{11} is the series voltage dropper for the 6.8-volt zener diode in the temperature transducer (IC_2). The R_{12}/C_6 network provides additional stability if the transducer is used as a remote sensor. Resistors R_9 and R_{10} form a precision voltage divider to insure that the proper proportion of the transducer's output voltage goes to the digital panel meter (DPM) circuitry.

Several points should be noted about the IC_2 circuit. At room temperature (77° F), the transducer's output from pins 1 and 2 to pin 3 is nominally 2.98 volts and increases by 10 mV for every 1° C or 1.8° F increase in temperature. This potential is measured with respect to +9 volts, not ground. This means that at 77° F, pins 1 and 2 are at -2.98 volts, with respect to +9 volts.

The heart of the DPM is the Intersil ICL7106 single-chip 3½-digit MOS A/D (analog-to-digital) converter that drives the LCD. The 7106 uses dual-slope conversion, in which linearities tend to cancel out. Therefore, the circuit does not require extremely accurate or stable (and expensive) components. Also, as long as it remains unchanged for a single conversion cycle, the clock frequency does not have to be precise or extremely stable. The only real requirement is a stable current reference.

In addition to ease of use and relatively low cost, the 7106 has several other features that make it ideal for use in Lidith. Since the thermometer employs CMOS circuitry, it consumes little current (about 0.8 mA). It has true auto-zeroing, will directly drive LCD displays, and has a guaranteed ± 1 -count accuracy over its entire ± 2000 -count range.

The RC network for the 7106's inter-

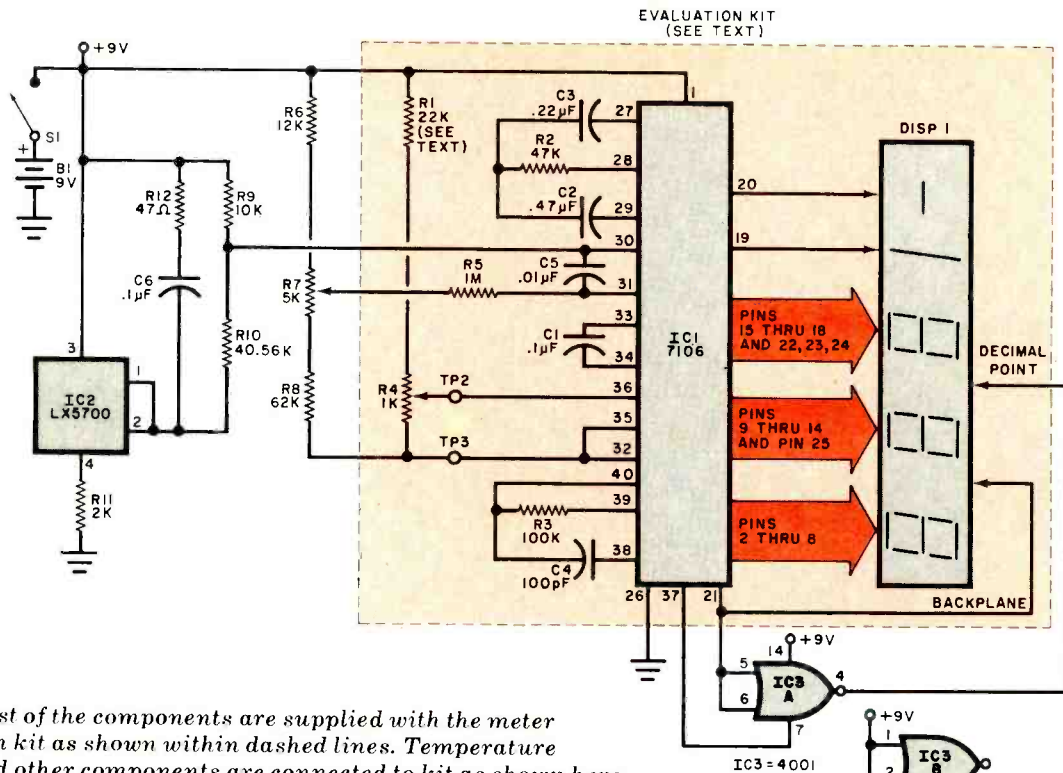


Fig. 1. Most of the components are supplied with the meter evaluation kit as shown within dashed lines. Temperature sensor and other components are connected to kit as shown here.

PARTS LIST

- B1—9-volt battery
 - C1—0.1- μ F capacitor *
 - C2—0.47- μ F capacitor *
 - C3—0.22- μ F capacitor *
 - C4—100-pF capacitor *
 - C5—0.01- μ F capacitor *
 - C6—0.1- μ F capacitor
 - DISP1—3 1/2-digit LCD display *
 - IC1—7106 3 1/2-digit A/D converter (Intersil) *
 - IC2—LX5700 temperature sensor (National)
 - IC3—4001 quad 2-input NOR gate
- The following are 5%, 1/4-watt resistors unless otherwise specified:
- R1—22,000 ohms
 - R2—47,000 ohms *
 - R3—100,000 ohms *
 - R4—1000-ohm trimmer potentiometer *
 - R5—1 megohm *
 - R6—12,000 ohms

- R7—5000-ohm, multi-turn trimmer potentiometer
 - R8—62,000 ohms
 - R9—10,000 ohms, 1%
 - R10—40,560 ohms, 1%
 - R11—2000-ohm, 5%
 - R12—47 ohms, 10%
 - S1—Spst switch
- Misc.—Battery holder, IC socket (1), three-conductor flexible cable, 3/16" to 1/4" ID thin-wall brass or copper tubing, spaghetti, E-POX-E ribbon, acrylic spray, plastic case (Radio Shack 270-627), 1/8"-thick clear plastic sheet, black spray paint, glue, mounting hardware, etc.
- * These items are supplied in the Intersil Single Chip Panel Meter Evaluation Kit available for \$29.95 plus \$1 shipping and handling from Ancrona, Box 2208P, Culver City, CA 90230. Ancrona also sells the ICL7106 IC for \$14.70.

nal oscillator is made up of *R3* and *C4*. With the values shown, oscillator frequency is about 48 kHz. Capacitor *C3* and resistor *R2* are the integrating components, while *C1* is the reference capacitor and *C2* is the auto-zero capacitor. Low-pass RC filter *R5/C5* is used for improved noise rejection.

A stable 2.8-volt reference potential between pin 1 (V+) and pin 32 (COMMON) is provided by the 7106. Resistors *R1* and *R4* form an adjustable voltage-divider network that applies a suitable proportion of this reference voltage to pin 36 (REF HI) and pin 35 (REF LO). Adjustment of *R4* is made for a potential of 0.110 volt (110 mV) between REF HI

and REF LO. In Lidith, *R4* is basically a scale-adjust trimmer potentiometer.

Another adjustable voltage-divider that uses the 7106's 2.8-volt reference is made up of *R6*, *R7*, and *R8*. Notice that temperature-adjust trimmer *R7*'s wiper is connected through filter resistor *R5* to pin 31 (IN HI) of the 7106.

Once the thermometer is calibrated, with *R7* at a fixed position, IN HI is at a fixed voltage. For the DPM to display 00.0, its IN LO (connected to the transducer's voltage-divider network) must be exactly equal to its IN HI point. Thus, after calibration, the voltage at *R7*'s wiper must be identical to that coming from the transducer's *R9/R10* divider net-

Note: The following are available from T. R. Electronics, RR#1, Box 604, Newaygo, MI 49337: Kit containing one LX5700, *R9*, and *R10* at \$9.75 postpaid (ask for #ST2R for conventional kit, #CT2R for Celsius version, or #AT2R for "Alaskan" version). Also available separately: LX5700 temperature sensor (with data sheet) at \$6.50 plus \$0.50 postage and handling; a matched pair of LX5700s ($\pm 1^\circ$ C or better) at \$15.00; *R9* and *R10* at \$1.75 each.

work (and connected to IN LO) when the transducer's temperature is at 0° . We can conclude, then, that *R7* can be viewed as a 0° trimmer pot. However, since 0° F is not easy to achieve, *R7* will actually be set for a display of 32.1 when the transducer is immersed in ice water.

As the transducer's temperature rises, its output at pins 1 and 2 becomes more negative, with respect to +9 volts. This more-negative potential is felt at the 7106's IN LO input. When IN LO becomes more negative, with respect to IN HI (which is set at a constant voltage after calibration), the 7106 senses this as a positive voltage at its input, since IN HI is now more positive, or less negative,

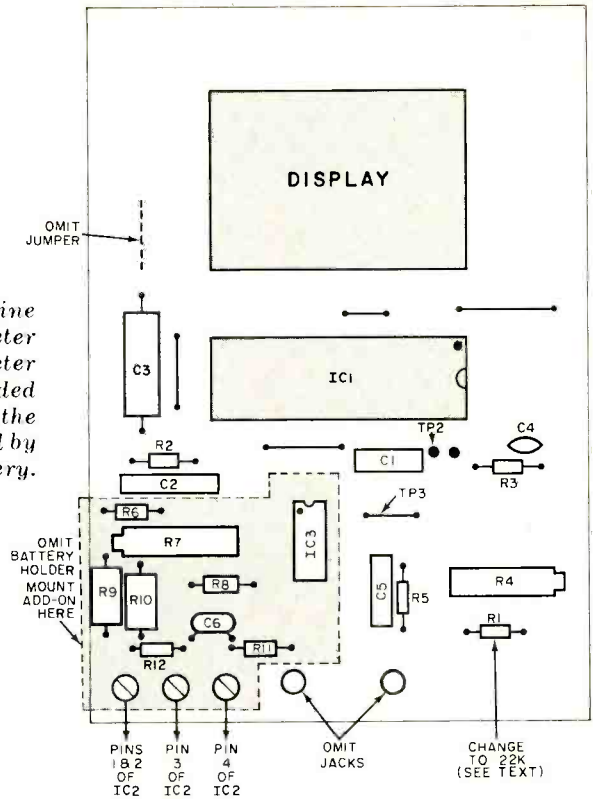
than IN LO. Therefore, the DPM displays a positive number.

When the transducer's temperature goes below 0°, IN LO is less negative than IN HI and the DPM indicates a negative temperature.

The 7106 directly powers all segments of the LCD. Pin 21 goes to the display's backplane, while the frontplane segments connect to pins 2 through 25, excluding pin 21, which connects to the decimal point between the units and tenths decades in the display. Between the decimal point and pin 21 is a CMOS inverter that provides the proper ac voltage with an insignificant dc offset. It may seem wasteful to use an entire 4001 for this trivial task when a single MOS transistor would do the same job, but a 4001 is less expensive and more readily available.

Construction. Unless you can obtain a suitable 3½-digit LCD at reasonable cost, we strongly recommend Intersil's ICL7106EV/KIT Single Chip Panel Meter Evaluation Kit. It is available from Ancrona Corp. (see Parts List) and other Intersil distributors. If you are set on

Fig. 2. The main outline here is that of the meter evaluation kit. Thermometer components can be added to the "open" area on the kit board created by taking off the battery.



building your thermometer from scratch instead, follow Fig. 1 and the pin configuration guide for the LCD you buy.

Except for the remote sensing transducer, all thermometer components mount on the Evaluation Kit's circuit board. Build the Kit following the instructions supplied with it. Then, referring to Fig. 2, replace R1 supplied with the Kit with a 22,000-ohm 5% (or better) tolerance carbon or metal-film resistor. (If you can adjust R4 for 0.115 volt or more between TP2 and TP3, R1 need not be changed.) Eliminate the battery holder, specified jumper, and banana jacks. Drill holes for and mount the extra circuitry as shown. Refer back to Fig. 1 and interconnect all on-board components.

A 1" to 2" (25.4- to 50.8-mm) length of 3/16" to 1/4" (4.8- to 6.4-mm) inner-diameter thin-walled brass or copper tubing should be used as a heat sink for the transducer if you plan to measure air temperatures. If you plan to use Lidith primarily for taking body and liquid temperatures, you can omit the tubing. Use a length of flexible three-conductor cable to interconnect transducer and circuit assembly. The cable can be up to 50' (15.2 m) long with no problems.

Referring to Fig. 3, slip the metal tubing onto the cable as shown. Then remove about 1" of the cable's outer jacket and prepare the ends of the conductors. Slip a length of plastic tubing over each

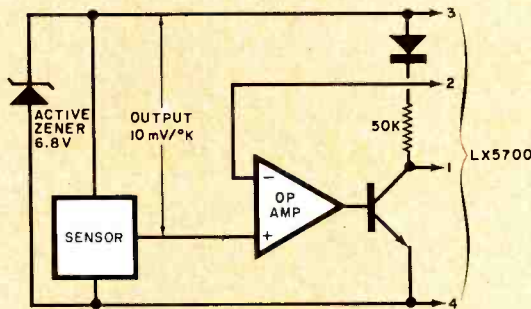
TEMPERATURE SENSOR SUPPLIERS

There are a number of manufacturers who produce temperature sensors suitable for use with Lidith. The following is a list of a few such manufacturers, followed by brief descriptions of the suitable sensors.

Precision Monolithics Inc. (1500 Space Park Dr., Santa Clara, CA 95050) produces Ultra-Matched Monolithic Dual Transistors, Series MAT-01, which, with suitable amplification, can be used in an

able. For every 1° C rise or fall, current increases or decreases by 1 μA. Premium model AD590M has a guaranteed maximum calibration error of ±0.5° C at 25° C. If you prefer to deal with voltages instead of currents, simply add a precision resistor in series with the transducer.

National Semiconductor Corp. (2900 Semiconductor Dr., Santa Clara, CA 95051) produces the LX5600/5700 series



electronic thermometer. For details, consult the company's application note No. AN-12 titled "Temperature Measurement Method Based on Matched Transistor Pair Requires No Reference."

Analog Devices (Rte. 1, Industrial Park, P.O. Box 280, Norwood, MA 02062) has recently released the AD590 Two-Terminal Temperature Transducer. It produces an output current proportional to the absolute temperature. At room temperature (77° F or 25° C), a 298.2-μA output is avail-

of IC temperature transducer specified in Lidith's Parts List. As shown in the diagram in this box, the transducer includes a built-in operational amplifier, internal zener diode to provide voltage regulation, and output transistor whose collector can be returned to a potential as high as 36 volts.

There are undoubtedly other semiconductor manufacturers who make sensors and transducers similar to those mentioned above, and this is not intended to be a complete list. ◇

conductor. Using a heat sink between transducer and tie points, solder the conductors of the cable to the leads on the transducer. Then spray several coats of plastic insulation (such as GC's Koloid K-29 or Clear Acrylic Plastic) over the connections and exposed wires. Alternatively, dip the entire transducer assembly in GC Liquid Tape. When the coating dries, push the plastic tubing down until it contacts the transducer's body and covers all bare wires.

Clean the transducer and metal tubing with fine steel wool or sandpaper. Referring to Fig. 4, solder the transducer to the tube, taking care to be sparing with the heat.

Finally, use epoxy putty to make a waterproof probe out of the transducer assembly. Prepare the putty according to directions and then wet your hands and form a rough cylinder around the transducer assembly. Do not be concerned if your work appears messy. Just make sure the transducer and connections are completely sealed. With damp hands, roll the rough cylinder between your hands until it is smooth and nearly perfectly cylindrical and has a blunt cone-shaped tip.

Mount the thermometer circuit inside a housing large enough to accommodate it and its battery.

Calibration. If possible, the following reference-voltage adjustment should be performed with the aid of a digital multimeter. However, a good-quality analog voltmeter can be used if its input impedance is 1 megohm or greater. If you have a laboratory thermometer, you can do away with the need for a meter altogether, but calibration will take considerably more time. (More about this later.)

Turn on the power and let the thermometer warm up for at least 2 minutes. Then, with the meter set to its lowest range, connect the negative prod to TP3 (actually a jumper) and positive prod to TP2. Referring to Fig. 2, carefully adjust R4 for a reading of 0.110 volt.

To calibrate the thermometer, you will need a plastic bucket filled about three-quarters full with compact clean snow, ice chips, or ice cubes. Pour in enough cold water to nearly fill the bucket. Place the transducer probe in the center of the ice/water mixture and wait a few minutes until the LCD stabilizes at some number.

Vigorously stir the ice mixture and adjust R7 for a display of 32.1. This display figure is more desirable than the usual 32.0 because you will most likely be per-




Fig. 3. Temperature probe construction. Make sure all soldered connections are well insulated. Thin metal tubing is optional.





Fig. 4. Solder the optional heat sink to the heat sensor. Then use epoxy putty to form a waterproof probe out of the transducer assembly.

forming calibration in a warm room where ice water will be melting. In any event, what you are really measuring is the temperature of the water, which will not be exactly 32° F. If Lidith was calibrated exactly as described above, there are only two possible sources of error left—the transducer's slope and linearity errors. Fortunately, the trans-

ducer specified is almost perfectly linear. According to the conservative specifications, the nonlinearity of the LX5700 is less than $\pm 0.5\%$. The only possible significant error left, then, is a slight slope error, the worst case of which is about $\pm 0.4 \text{ mV}/^\circ\text{K}$. With a laboratory thermometer and some patience, even this error can be removed.

Photo showing back of meter evaluation kit board after extra holes have been drilled and components for temperature sensor have been added.



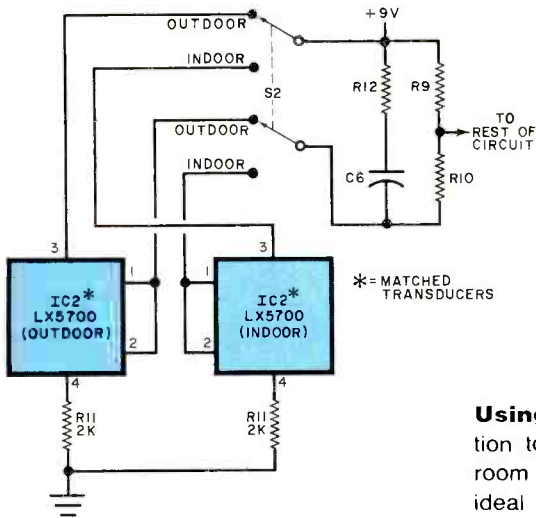


Fig. 5. Diagram shows how to connect two temperature sensors to the basic thermometer. For best results, sensors used should be matched.

To remove the slope error, adjust $R4$ and $R7$ exactly as described above. (If a DMM is not available, initially set $R4$ to its midpoint.) Place the probe and lab thermometer in warm (about 120°F) water and, while stirring the water, adjust $R4$ until Lidith's display indicates exactly the same temperature as the lab thermometer. Then place the probe in a bucket of ice/water and adjust $R7$, if necessary, for a reading of 32.1. Return the probe to the warm water and, if necessary, readjust $R4$. Repeat the immersion-and-adjustment procedure until it is no longer necessary to trim the settings of the potentiometers.

Using the Thermometer. In addition to the obvious use of measuring room and ambient temperature, Lidith is ideal for measuring temperatures in pools, for isolating excessively warm electronic components in an operating circuit, as a remote-indicating freezer or refrigerator thermometer, and as a medical thermometer. (If you calibrate accurately for 98.6°F against a good-quality oral mercury thermometer, the accuracy of Lidith can approach $\pm 0.1^{\circ}\text{F}$ over a 92° to 110°F range.) The Celsius version can also be used by auto hobbyists as a water-temperature monitor.

To accurately measure outside-air temperatures, you need both an accurate thermometer like Lidith and a suitable thermometer shelter. (For details on measuring outside-air temperature, see pages 23 and 25 of *Unique Elec-*

tronic Weather Projects published by Howard W. Sams & Co., or refer to some other suitable book on weather instruments.)

If you turn on Lidith only when you wish to know the temperature and leave the power off at all other times, a standard 9-volt battery should last more than a year. For a continuous display, omit $S1$ and use six alkaline D cells in series instead of the 9-volt battery. In continuous use, the D cells should last about a year or more.

The thermometer can be used to measure temperatures in two different locations, such as indoors and outdoors, using the circuit shown in Fig. 5. Bear in mind, however, that if you select two LX5700 transducers at random, one of the temperatures measured can be off by as much as 14°F , due to the possible $\pm 8^{\circ}\text{C}$ maximum offset error of the device. This error can be reduced to 4°C if you use premium-quality LX5700As. Even so, your best bet would be to use a pair of custom-matched transducers (see Parts List).


With a few changes in component values, you can make Lidith measure temperatures in Celsius degrees from -55° to $+125^{\circ}\text{C}$. You can even make an "Alaskan" version that measures down to -67°F and up to $+199^{\circ}\text{F}$.

The following changes are required for both the Celsius and Alaskan versions. First, change $C2$ to a $0.1\text{-}\mu\text{F}$ Mylar capacitor, $R2$ to a 220,000-ohm, 5% tolerance carbon-film resistor, and $R4$ and $R7$ to 10,000-ohm, 15-turn trimmer potentiometers. Then adjust $R4$ so that the potential between $TP2$ and $TP3$ is 0.500 volt.

For the Celsius version, change $R6$ to 20,000 ohms, $R8$ to 22,000 ohms, and $R10$ to a 10,000-ohm 1% tolerance precision resistor. Calibrate by adjusting $R7$ for a 00.1 reading on the LCD when the probe is immersed in an ice/water mixture as before.

For the Alaskan version, change $R6$ to 82,000 ohms, $R8$ to 15,000 ohms, and $R10$ to a 1120-ohm, 1% tolerance precision resistor. Calibrate exactly the same as for the regular version, but adjust $R4$ for a potential of 0.500 volt between $TP2$ and $TP3$.

Summing Up. Lidith is a truly state-of-the-art precision digital thermometer. With a few minor changes, it can be "tailored" to your needs. And, in ordinary use, it is highly energy-efficient, thanks to the use of low-power MOS circuitry and liquid-crystal display. \diamond



Front view of meter evaluation kit showing components for temperature sensor added in area where battery holder was.

Ion Fountain™

YOUR ULTIMATE AIR FRESHENING/
IONIZING SYSTEM. TOP QUALITY.
LOW PRICE. STATE OF THE ART.



Breakthrough. The new Ion Fountain™ is in a class by itself. This negative ion generator gives you power to saturate your home or office with billions of refreshing ions. Without fans or any moving parts it puts out a pleasant breeze. A pure flow of ions pours from the top like water from a fountain, filling your room. The result? Your air feels like fresh ocean air—pure, crisp, and wonderfully charged.

The price? **Only \$79.95.** That's a price breakthrough because no other company can offer you a unit with higher ion output or better quality than the Ion Fountain™, even at triple our price.

HOW CAN WE DO IT?

Six years of experience helps. Plus a lot of ingenuity, aggressive research and a personal commitment to give our customers the best we can.

UTP Ion Research Center is a branch of our educational publishing company. And our commitment in publishing to give birth to new ideas and methods that enrich humanity is part of the Ion Research Center too. We're in business to serve you and your environmental needs.

WHAT ARE IONS?

Ions are electrically charged atoms in the air with either a positive or negative charge. The sun and cosmic rays as well as lightning and fast-moving water (like waterfalls, surf) generate trillions of negative ions every day. The more negatively ionized the air, the fresher and more alive it is. Air pollution, artificially controlled climates (with air conditioning and heating) and electronic equipment all produce excess positive ions, depriving the air of these small negative air ions and creating dead "stuffy" air.

WHAT'S THE SOLUTION?

Our rapid-growth technology, which sometimes takes its toll on the quality of our air, has also come up with the solution. Following Nature's model of the thunderstorm which uses a high electrical charge to purify, revitalize and stimulate the air, the UTP Air Energizer has been developed imitating this process. Both the thunderstorm and the Air Energizer fill the air with negative ions, restoring the natural electrical balance to the polluted, energy-depleted air. But the Ion Fountain can be used indoors in the home, office, workshop, laboratory, etc., keeping a fresh supply of ionized oxygen available night and day. This new breakthrough in fresh air control is not a cover-up

which masks or deodorizes. The unit actually removes the dust, smoke, bacteria and pollen particles from the air by attaching ions to them and causing them to sink to the earth where they can be vacuumed up rather than inhaled. At the same time ions electrically stimulate the energy-stripped air.

YOUR CHOICE OF TWO TOP-QUALITY UNITS!

There's only one unit that's better than the Ion Fountain. That's our own Executive System Four™. It sells for \$159. It has an even higher ion output. Plus! Our special **Dial-An-Ion** feature allows you to adjust the ion output anywhere from low to high. Not everyone knows that the need for ions varies. A large smoky room will require higher output than a small room. And some people want fewer ions while sleeping than while working. The new Executive System Four is our answer to this need for output flexibility.

FACTS YOU NEED TO KNOW The Ion Fountain™—System Five

Ion density: 430,000 ions per cm³/sec. at 1 meter. 1.55 million ions per cm³ at 50 cms.
Use: Large room or office—9000 cu. ft.
Warranty: 1 year
Output voltage: 15KV
Ozone: Less than 2 parts per billion
Dimensions: 5½" x 4¼" x 2¾"

Executive System Four™

Ion density: Low to maximum of 540,000 ions per cm³ at 1 meter. 1.6 x 10⁶ ions per cm³ at 50 cms.
Output voltage: 15KV
Ozone: Less than 2 parts per billion
Dimensions: 11" x 5" x 4"
Use: Large room or office 10,000 cu. ft.
Warranty: 1 year

If the Executive System Four is better, why did we bring out the Ion Fountain? Not everybody is willing to pay \$159 for an air ionizing unit, no matter how good it is. Just like not everyone drives Rolls Royces. Most drive less expensive cars. The Executive System Four is for the person who wants the

absolute best quality and doesn't mind paying a little extra to get it. If you want highest ion output, flexibility, and a beautiful oak paneled case, buy the Executive System Four.

If you want something at half the price of the Executive System Four, but still better than any other units costing up to \$250, buy the Ion Fountain.

HOW TO GET ONE

To place your order now just send a check for \$79.95 plus \$3 shipping for the Ion Fountain. Or send \$159 plus \$4 shipping for the Executive System Four. Tell us your full street address as we cannot ship to Post Office boxes. (California residents add 6% sales tax.)

Our unit is dependable and trouble-free, but if by rare chance any problems occur our service-by-mail center sends off your unit within 24 hours of receipt or sends a replacement so you are not without fresh air and can enjoy your dust-free environment. And each Air Energizer is backed by a full one-year limited warranty.

HOW TO GET ONE FAST

Credit card holders can call our toll-free number below. Order a unit now and if you are not satisfied with its effects within 10 days simply return it for a full cash refund. Order your Air Energizer today.

UTP



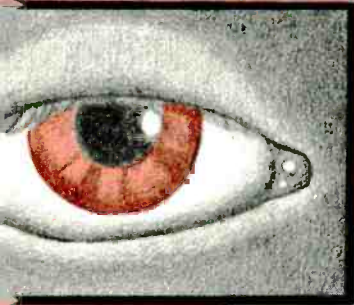
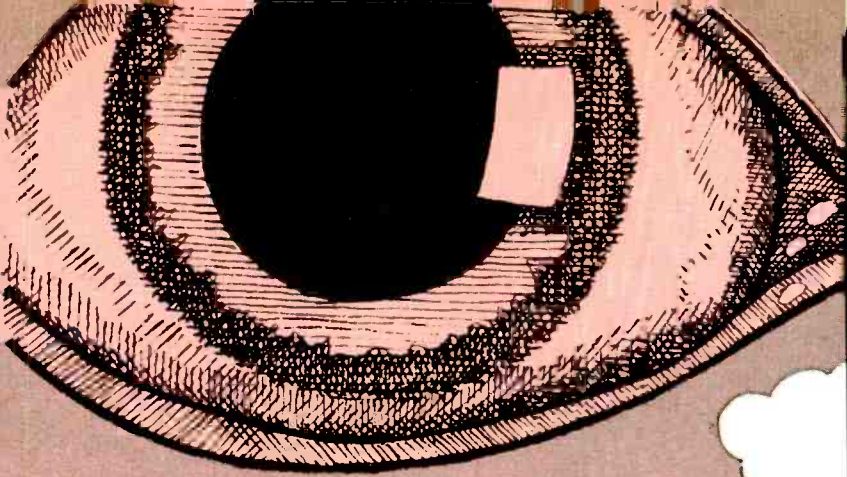
Read "The Golden Egg"

University of the Trees Press
ION RESEARCH CENTER, Dept. PE4
Box 644 BOULDER CREEK, CA 95006
Call Toll-Free . . . 800-538-0750
In California call (408) 338-6663
Send check or use your Master Charge, Visa or American Express card.

DETECT YOUR IONS

This simple but accurate detector instantly gives you a reading of ion intensity.
The Econometer . . . (Pen Size) . . . \$7.50
[If ordering separately include \$2.00 for shipping.]

SURVIVAL! Spirulina is a new wonder food supplement higher in protein than any other natural source. Very high in other nutrients too. Find out how you can be a commissioned representative of the Light Force Family and distribute Spirulina in either bulk or as special vitamin supplements. Generous commissions and opportunities available. **Phone or write for your free information. (408) 338-9436.** Please do not use the toll-free number for information.



BY WALTER GONTOWSKI, JR.

INTRUSION alarm systems are increasingly popular today owing to the growing incidence of crime. A new security system based on an IC motion detector developed by the Sprague Electric Company doesn't have the limitations of other types while sharing some of their advantages. Called the Optical Detector Modular alarm system (Opdec), the system presented here may be likened to a many-eyed optical device that detects movements through light changes, but is much lower in cost than an ultrasonic-type alarm and is resistant to false alarms.

Other characteristics of the Opdec include modular construction, provisions for timed exit and entry, and input termi-

Build a

MOTION-DETECTOR ALARM

- Many-Eyed Modular System
- Low-Cost IC
- Responds to Light Changes

nals for optional closed-loop wiring that can yield added protection. Finally, Opdec can also function as a fire/smoke detector at the same time that it is on the lookout for intruders.

The Motion Sensor. The heart of the Opdec system is Sprague's ULN-2232A Integrated Optical Motion Detector. Un-

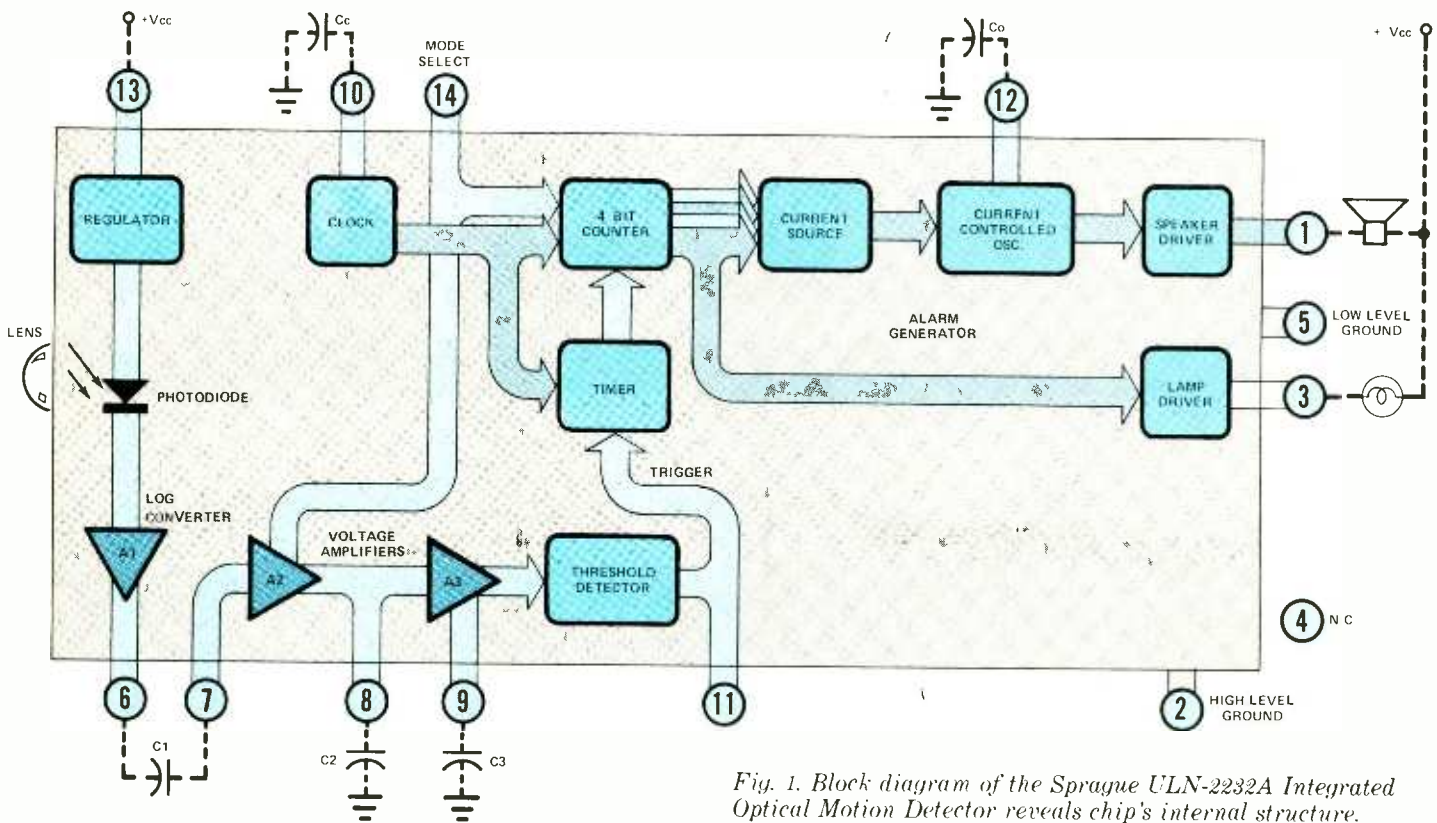


Fig. 1. Block diagram of the Sprague ULN-2232A Integrated Optical Motion Detector reveals chip's internal structure.

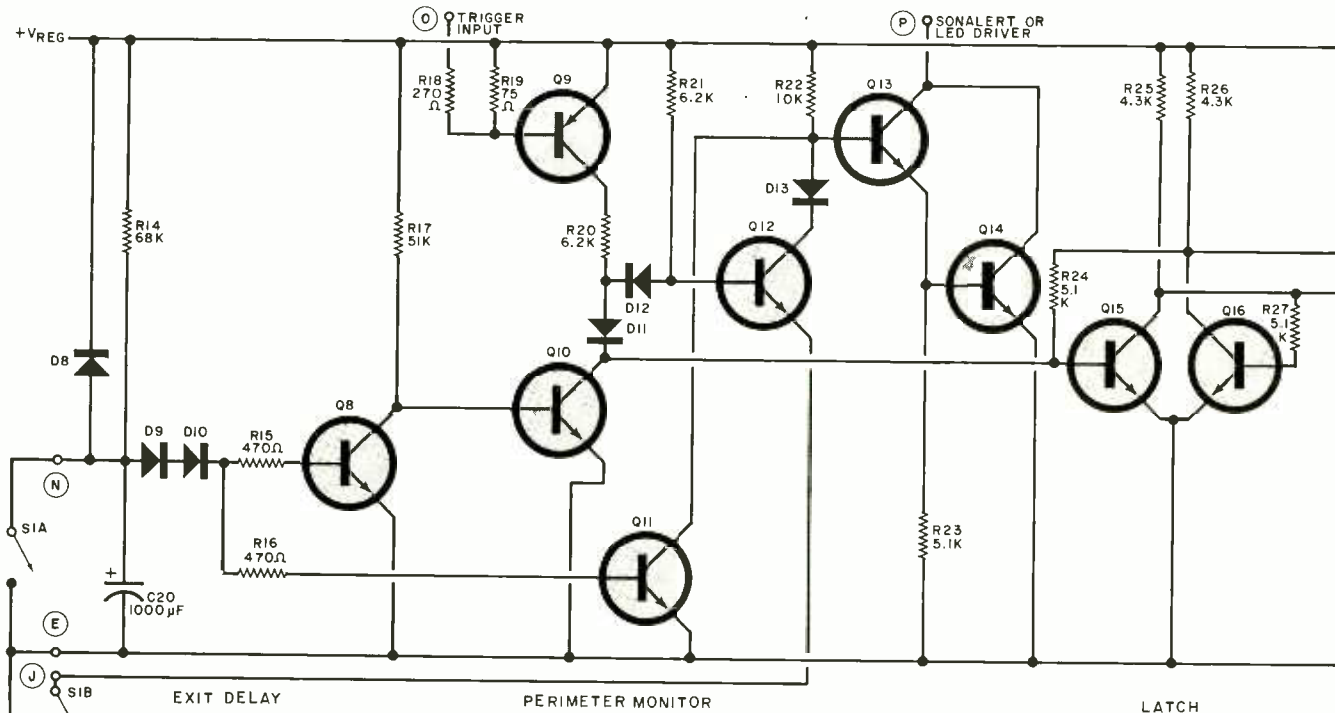


Fig. 2. Schematic diagram of the Opdec system's supervisory Signal Processor module has major functional stages labelled. Points des-

like a conventional optoelectronic alarm sensor (usually a CdS photocell) that triggers the alarm when the path between a light source and the sensor is interrupted, this novel IC senses the presence of an intruder by detecting changes in the amount of ambient light reaching it. As the intruder enters the

room or moves around in it, the amount of light reflected to the sensor IC will vary. The sensor has been designed to respond to this change in light level.

A block diagram of the ULN-2232A IC sensor is shown in Fig. 1. The chip contains, among other things, a photodiode, a logarithmic converter, a voltage ampli-

fier, a threshold detector and an alarm generator. Sensor operation is as follows.

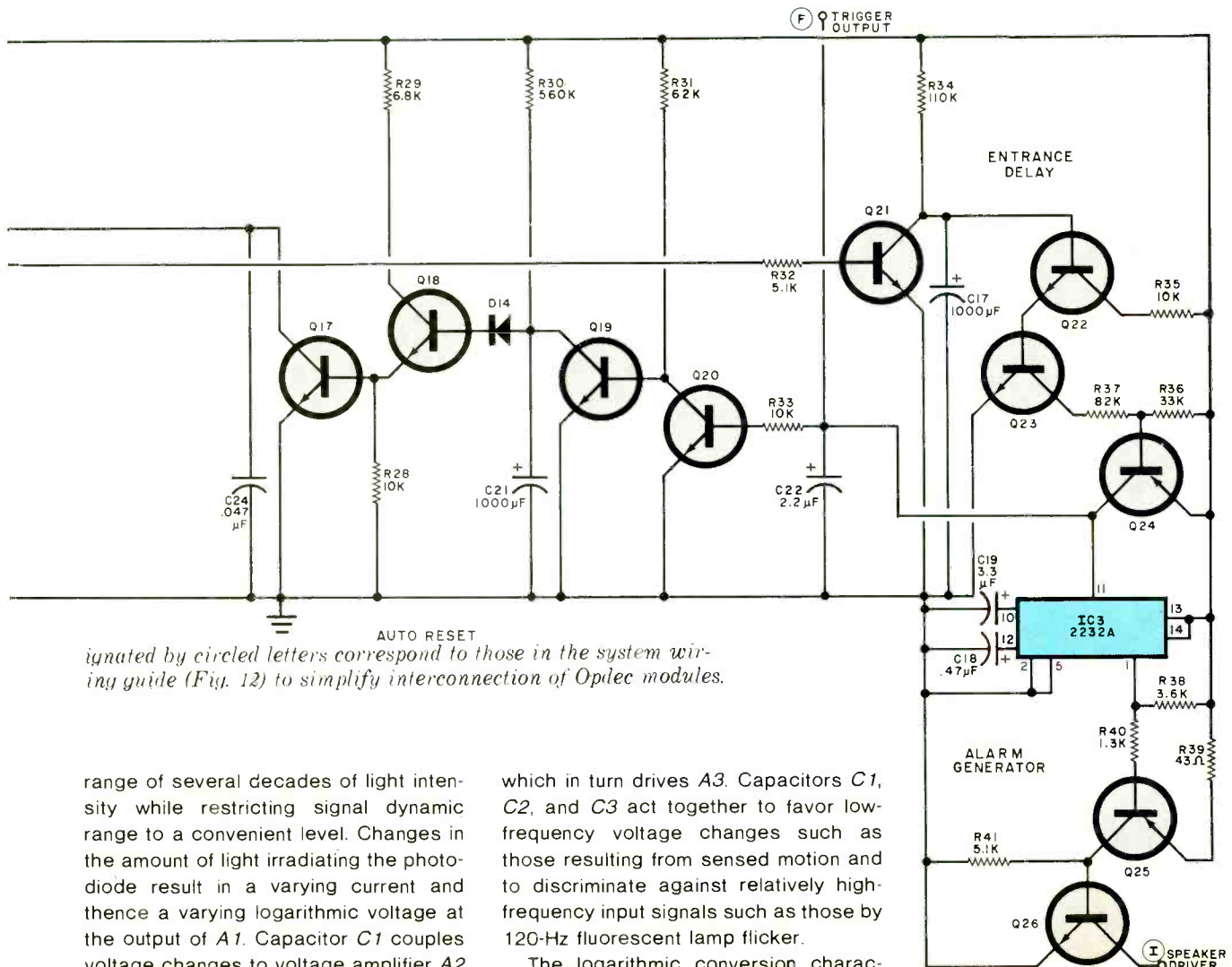
The photodiode generates a small electric current when it is irradiated by light energy. This photocurrent is processed into a voltage by logarithmic converter. This photocurrent allows sensor operation over a

**PARTS LIST FOR
SIGNAL PROCESSOR MODULE
(including System Power Supply)**

C1—10,000- μ F, 25-volt electrolytic
 C17,C20,C21—1000- μ F, 6-volt electrolytic
 C18—0.47- μ F, 6-volt tantalum
 C19—3.3- μ F, 6-volt tantalum
 C22—2.2- μ F, 6-volt tantalum
 C24—0.047- μ F, disc ceramic
 D1,D2—3-ampere, 100-PIV rectifier
 D8 through D14—1N4001 rectifier
 D15—4.7-volt, 1-watt zener diode (1N3825 or equivalent)
 F1— $\frac{1}{2}$ -ampere fast-blow fuse
 IC3—ULN-2232A Sprague Integrated Motion Detector
 Q1,Q26—2N4921 npn silicon transistor (or equivalent)
 Q8,Q10 through Q23—Sprague RT108 npn silicon transistor (or equivalent)
 Q9,Q24,Q25—Sprague RT106 pnp silicon transistor (or equivalent)
 The following are 5%-tolerance, $\frac{1}{4}$ -watt carbon-composition resistors, unless

otherwise specified.
 R1—100 ohms, 2 watts, 10% tolerance
 R13—43 ohms, 4 watts, 10% tolerance
 R14—68,000 ohms
 R15,R16—470 ohms
 R17—51,000 ohms
 R18—270 ohms
 R19—75 ohms
 R20,R21—6200 ohms
 R22,R28,R33,R35—10,000 ohms
 R23,R24,R27,R32,R41—5100 ohms
 R25,R26—4300 ohms
 R29—6800 ohms
 R30—560,000 ohms
 R31—62,000 ohms
 R34—110,000 ohms
 R36—33,000 ohms
 R37—82,000 ohms
 R38—3600 ohms
 R39—43 ohms
 R40—1300 ohms

S1—Dpst switch
 T1—24-volt, 2-ampere center-tapped transformer (Stancoor P-8662 or similar)
 Misc.—Mallory SC-628 Sonalert or LED, 8-ohm dynamic speaker (if Siren Driver module is omitted), printed circuit board, standoff insulators, snap-on heat sinks for Q1 and Q26 (Wakefield 291.80ABC2 or similar), silicone thermal compound, suitable enclosure measuring approximately 10" \times 5" \times 3 $\frac{1}{4}$ " or 25.4 cm \times 12.7 cm \times 8.3 cm (Bud RC11100 or similar), barrier block terminal strip, hookup wire, solder, hardware, etc.
 Note—The Sprague ULN-2232A Integrated Optical Motion Detector can be purchased for \$7.85 (plus \$1 postage and handling in U.S.) from Sprodeco Marshall Street, North Adams, MA 01247.



Ignated by circled letters correspond to those in the system wiring guide (Fig. 12) to simplify interconnection of Opdec modules.

range of several decades of light intensity while restricting signal dynamic range to a convenient level. Changes in the amount of light irradiating the photodiode result in a varying current and thence a varying logarithmic voltage at the output of A1. Capacitor C1 couples voltage changes to voltage amplifier A2

which in turn drives A3. Capacitors C1, C2, and C3 act together to favor low-frequency voltage changes such as those resulting from sensed motion and to discriminate against relatively high-frequency input signals such as those by 120-Hz fluorescent lamp flicker.

The logarithmic conversion charac-

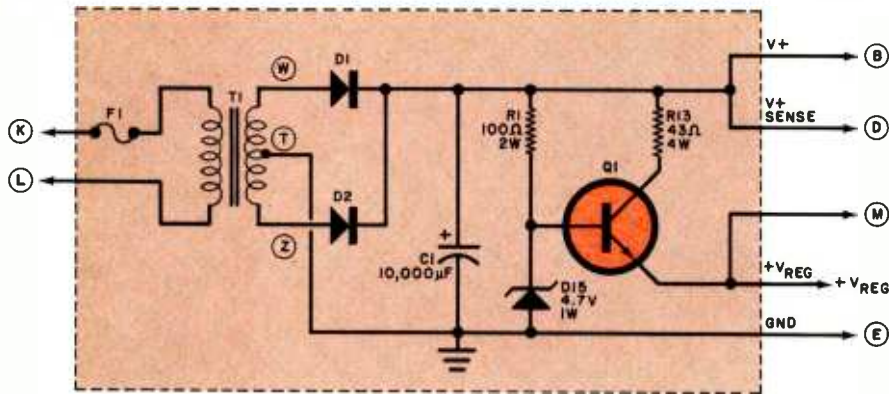


Fig. 3. This power supply can satisfy current demand of a complete Opdec system. Most of it fits on the Signal Processor's pc board.

teristic of A1 and the gains of A2 and A3 are chosen so that the threshold detector is triggered when the change in light level exceeds $\pm 5\%$ during a relatively short period of time (about one second). When the threshold detector is triggered, a pulse is routed to pin 11 of the IC and to a four-bit counter that is part of the chip's timing and alarm-generating circuit. An on-chip transistor is capable of driving a small loudspeaker, but it is not used in the Opdec system. Rather, the pulse appearing at pin 11 of the IC sensor is applied to the Signal Processor, the central, supervisory module of the Opdec system.

The Signal Processor is shown schematically in Fig. 2. Among other things, it detects trigger signals from any of several motion sensors, decides if the sensor has in fact detected the movement of an intruder (rather than being triggered by lightning, a car passing in the night, or some similar phenomenon), generates exit and entry delays, automatically resets the system a few minutes after it has sounded the alarm, and provides optional closed-loop perimeter protection. Also included in the signal processor module is a power supply for the complete system. This supply is shown schematically in Fig. 3.

When the system is armed, S1 is opened. This allows C20 to charge through R14. In the meantime, Q8 is cut off and allows Q10 to conduct. Transistor Q10 ensures that the latch consisting of Q15, Q16 and their associated resistors is reset. While C20 is charging (approximately one minute), the occupant can move about the premises freely and leave through a protected exit without setting off the alarm. Trigger pulses from the motion detectors he passes cause Q9 to conduct, but while

C20 is charging, the pulses appearing at the collector of Q9 are shunted to ground by Q10. When the voltage across C20 increases to approximately 2.1 volts, Q8 conducts and cuts off Q10. The Opdec system is now armed.

If light-level changes such as those caused by motion are detected, pulses are sent to Q9, which sets latch Q15Q16. The latch cuts off Q21 enabling C17 to charge through R34. During the interval that C17 is charging (approximately 30 seconds), the alarm is not activated. This delay gives the occupant time to enter the house and disarm the system. When the voltage across C17 equals approximately 1.3 volts, Q22, Q23, and Q24 conduct and actuate the alarm generator comprising IC3 and drivers Q25 and Q26. The sound produced by IC3 is similar to the "yelping" sound made by police sirens.

Once the alarm generator has been activated, it will continue to oscillate for 10 minutes. After that time, it turns off and the Opdec system automatically rearms itself. This feature is included in case the alarm is triggered while the occupants are away for an extended period and no one is able to turn off the alarm. This 10-minute reset function is generated in the following manner. When Q24 begins to conduct, it provides base drive for Q20. This transistor cuts off Q19, which allows C21 to charge through R30. It takes this capacitor approximately 10 minutes to charge up to a voltage which causes Q18 and Q17 to conduct. When Q17 turns on, it resets the latch, which turns off the alarm. Opdec is again armed and awaits any further trigger signals.

Special precautions must be taken to prevent Opdec from generating false alarms due to lightning, passing cars with glowing headlights, etc. One spe-

cially constructed detector module (more on this later) should be mounted in a window and aimed at the sky. When a lightning flash occurs, this detector will momentarily disarm the system and then automatically rearm it. This module should not be mounted in such a way that any swaying trees, moving cars, or similar objects are in its field of view.

If you would like to incorporate the additional protection of a closed-loop system, magnetic reed door switches (normally closed) and metallic foil tape for glass can be connected to the signal processor. These items can be purchased at most electronics stores and are simple to install. The switches and tape are all wired in series and connected to point J and ground (point E). If any of the protected doors are opened or a foiled window is broken, the closed-loop circuit is opened. This cuts off Q12, which in turn allows the latch to be set by means of R21, D11, and D12. After the 30-second entry delay interval, the alarm is activated.

An additional feature of the Opdec Signal Processor module is either a visual or audible indication if any of the doors or windows are inadvertently left open upon exiting. If, for example, a window were left open, Q12 would be cut off and Q13 and Q14 would conduct. Either a Mallory Sonalert or a light emitting diode can be employed to indicate that the Opdec system has been ordered to arm itself. The indicator can be connected to the collectors of Q13 and Q14 (point P). If you decide to use a LED, make sure you insert a 560-ohm resistor between the cathode of the LED and the collectors of the transistors (point P). Once the system has been armed, the warning circuit is disabled by Q11, which begins to conduct and cuts off Q13 when C20 has charged sufficiently.

The Siren Driver. There are several different means of signalling that the Signal Processor has been triggered. In the author's installation, the collector of Q26 (point I) was connected to an existing intercom system and to two exterior paging horns. In addition, a 12-volt, battery-operated electronic siren was incorporated as a back-up alarm in case there was a power failure, or the power lines were cut. An 8-ohm horn speaker can be connected to the collector of Q26. The resulting loud alarm sound should be sufficient to scare away any intruder.

The electronic siren driver is shown (Continued on page 66)




Fig. 4. Etching and drilling guide for motion and lightning sensor pc boards (shown above.)


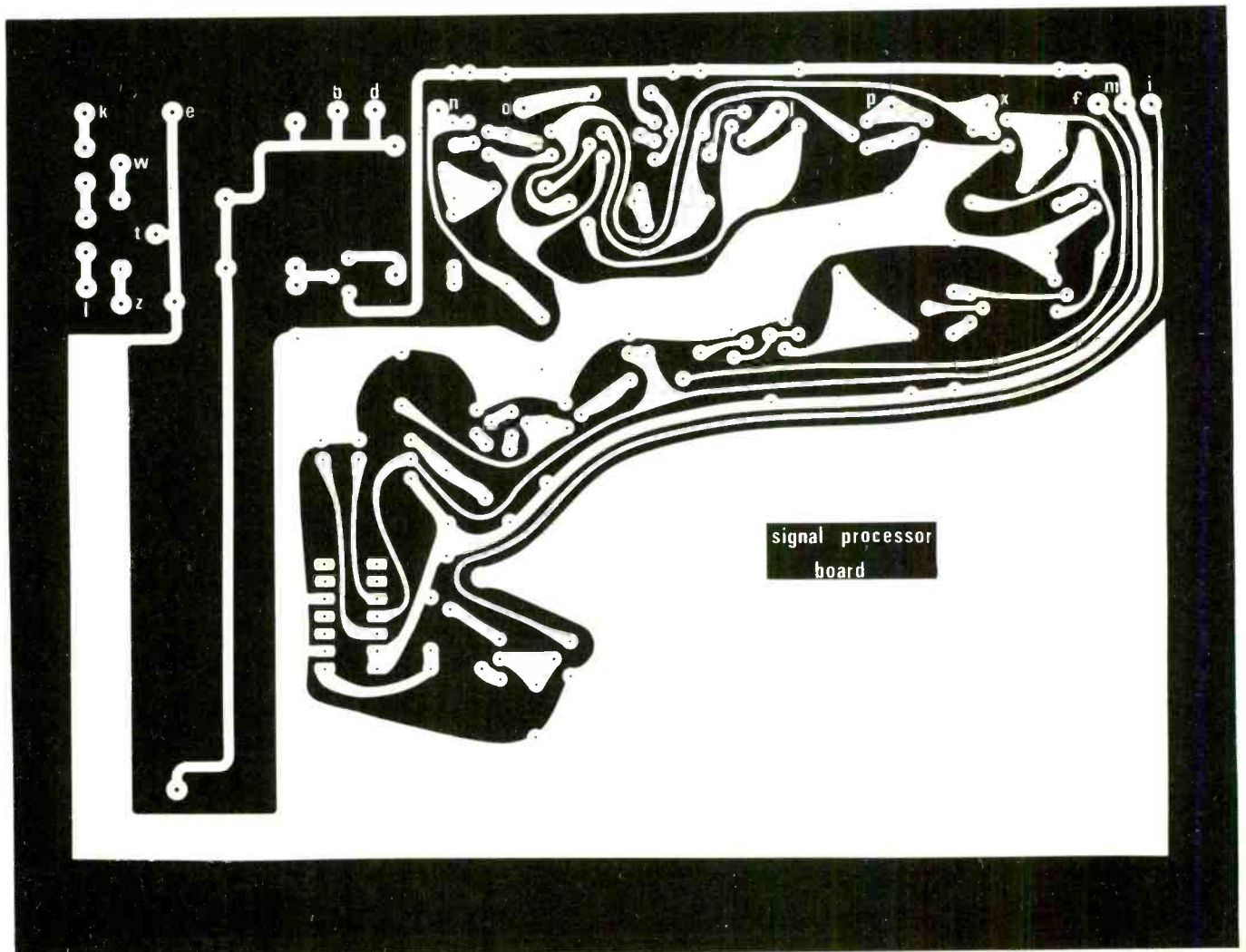


Fig. 6. Etching and drilling guide for the Siren Driver module's printed circuit board is shown above. Artwork for this and the other two pc boards on this page appears full-size.

Fig. 5. Etching and drilling guide for Signal Processor module pc board (shown below).



schematically in Fig. 7. Signals appearing at the collector of *Q26* are coupled to *Q5* by means of *D6* and *R8*. Capacitor *C23* filters the pulses produced by *Q26*. Transistor *Q5* provides base current for *Q6* which in turn supplies base current to siren driver *Q7*.

If the line-derived positive supply voltage *V+* is lost because of a power-line failure or intentional disabling by the intruder, the system will be powered automatically by a 12-volt lantern battery. In the event that the intruder locates the Signal Processor module and cuts all the wires leading to it, *Q3* will sense a loss of voltage and activate the siren driver by means of *R5* and *D5*.

Finally, if because of some emergency you want to instantly activate the siren, close the optional, PANIC switch, assuming that it has been installed.

Smoke and Fire Detection. Although the motion detector will detect smoke and fire (because both cause changes in ambient light), it is advisable to install one or more commercially available, self-contained smoke detectors because the Opdec system has to be armed if it is to detect smoke and fire. Thus, the occupants of the premises will be protected while they are there even though Opdec will not ordinarily be armed.

(Continued on page 68)

PARTS LIST FOR SIREN DRIVER MODULE

- C23—1- μ F, 25-volt electrolytic
 - D3—3-ampere, 100-PIV rectifier
 - D4 through D7—1N4001 rectifier
 - Q2,Q3,Q6—Sprague RT108 npn silicon transistor or equivalent
 - Q4,Q5—Sprague RT106 pnp silicon transistor or equivalent
 - Q7—Sprague RT114 npn silicon transistor or equivalent
- The following are 5%-tolerance, 1/4-watt, carbon-composition resistors.
- R2—10,000 ohms
 - R3,R5,R9—20,000 ohms

- R4—200,000 ohms
 - R6,R7—75,000 ohms
 - R8,R10—51,000 ohms
 - R11—30,000 ohms
 - R12—470 ohms
 - R42—360 ohms
- Misc.—Siren (Vexon 160, Radio Shack 275-488 or equivalent), printed circuit board, standoff insulators, snap-on heat sink for Q7 (Wakefield 296040AB or similar), silicone thermal compound, suitable enclosure, 12-volt battery, barrier block terminal strip, etc.

PARTS LIST FOR MOTION SENSOR MODULE

- C2,C5,C6—47- μ F, 6-volt electrolytic
 - C3—0.22- μ F, 6-volt tantalum
 - C4—0.01- μ F, 50-volt disc ceramic
 - IC1—ULN-2232A Sprague Integrated Motion Detector
- Misc.—Printed circuit board, standoff insulators, suitable enclosure measuring approximately 2 3/4" X 2 1/8" X 1 3/8" or 7 cm X 5.4 cm X 4.1 cm (Bud CU-2100-A or similar), barrier block terminal strip, hookup wire, solder, hardware, etc.

PARTS LIST FOR LIGHTNING SENSOR MODULE

- C7,C10—47- μ F, 6-volt electrolytic
 - C8—0.22- μ F, 6-volt tantalum
 - C9,C11—4.7- μ F, 6-volt tantalum
 - IC2—ULN-2232A Sprague Integrated Motion Detector
- Misc.—Printed circuit board, standoff insulators, suitable enclosure measuring approximately 2 3/4" X 2 1/8" X 1 3/8" or 7 cm X 5.4 cm X 4.1 cm (Bud CU-2100-A or similar), barrier block terminal strip, hookup wire, solder, hardware, etc.

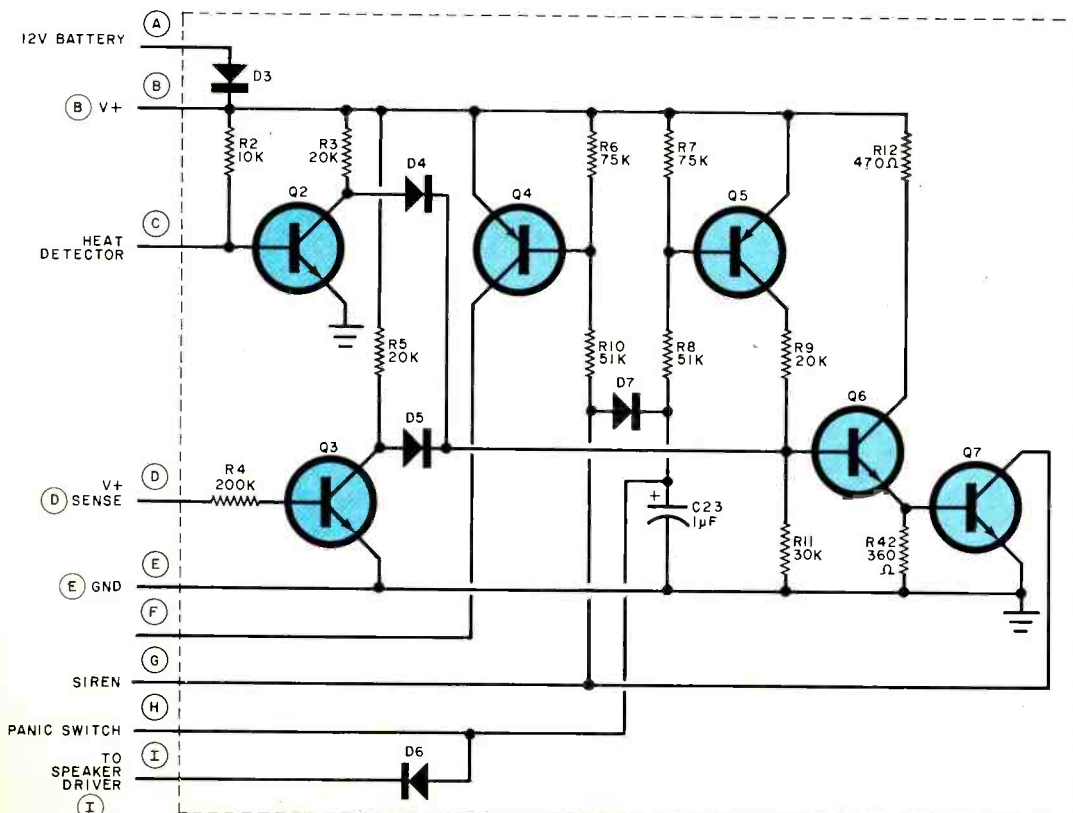


Fig. 7. Schematic diagram of Siren Driver module appears at left.

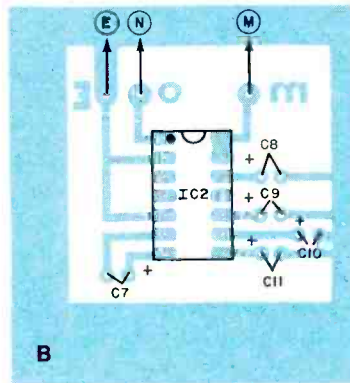
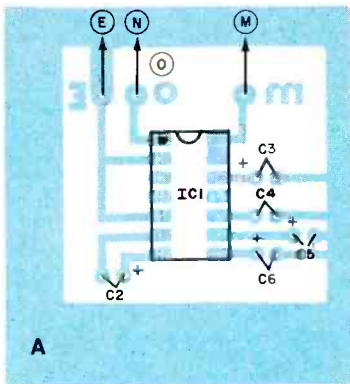


Fig. 8. Component placement guides for motion (A) and lightning sensor modules (B) appear above left. Also see Fig. 11.

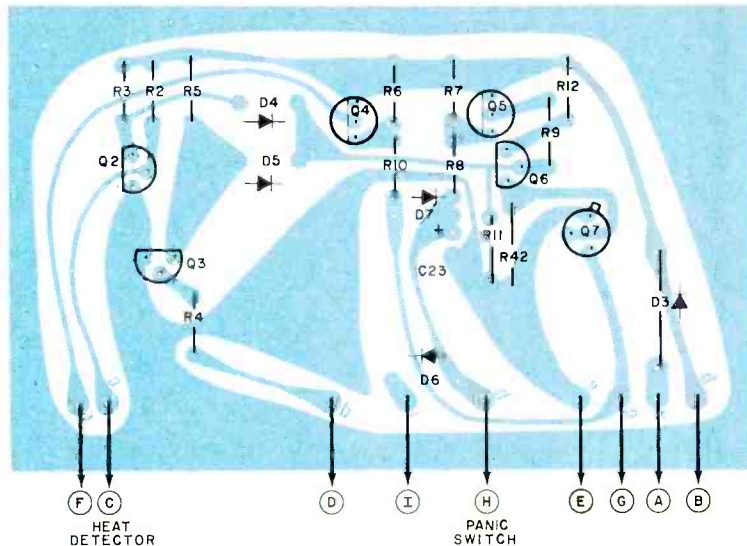
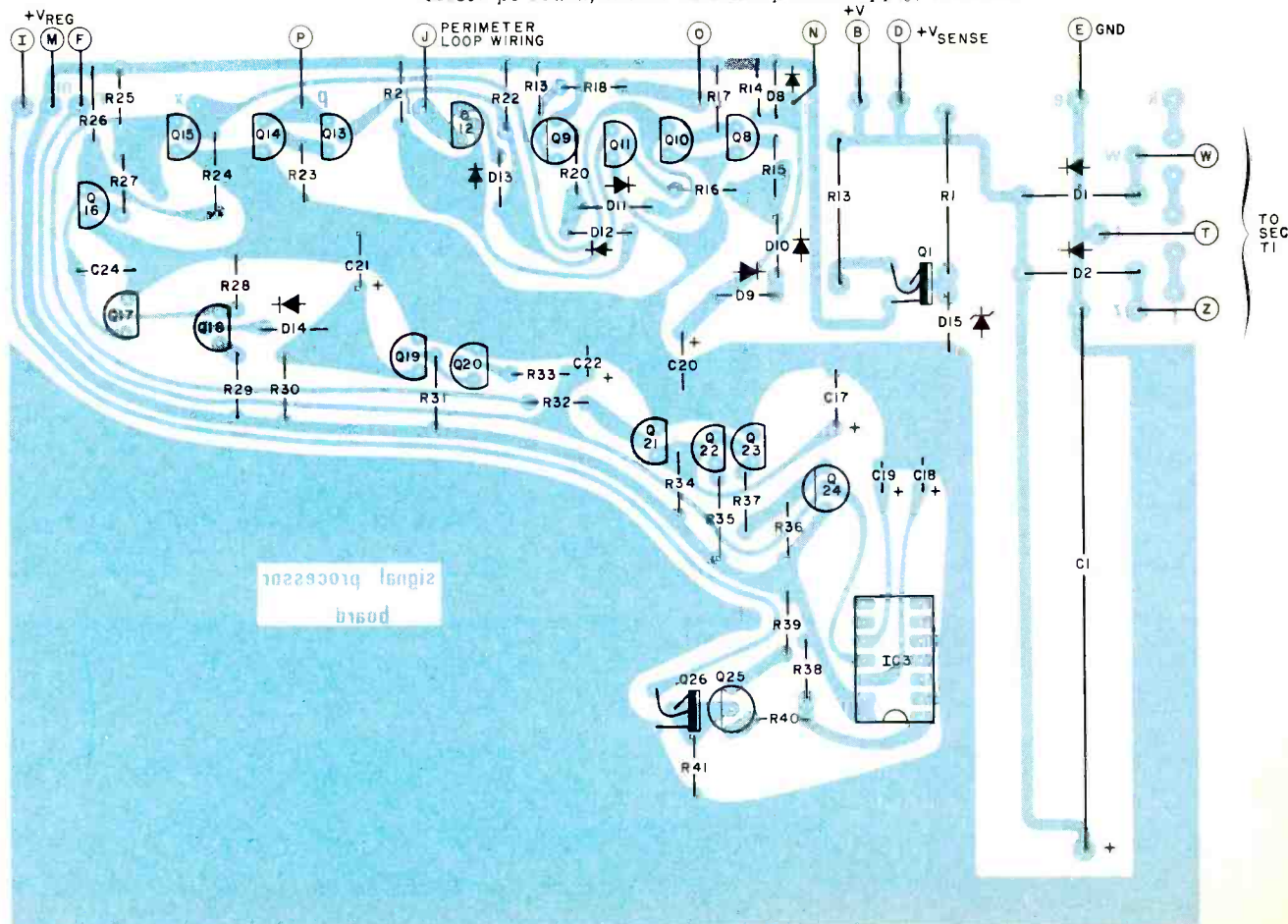


Fig. 10. Shown above is the component placement guide for Opdec system's Siren Driver module printed circuit board.

Fig. 9. Component placement guide for the Signal Processor pc board, which includes power supply, is below.



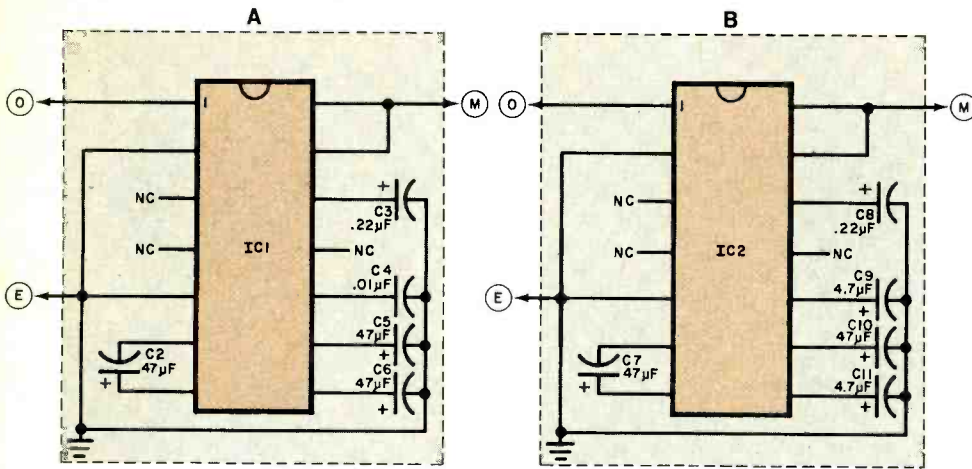


Fig. 11. Wiring diagrams for motion sensor (at far left) and special lightning sensor (left).

Because most smoke detectors do not detect fire, it is also wise to install heat detectors (available at most electrical supply houses) in areas where instant flare-ups could occur (i.e. furnace rooms, areas where paint and thinner are stored, etc.). These detectors, which behave like normally open switches, can be wired in parallel to point C of the Siren Driver module and ground. Whenever a heat detector attains a certain temperature, it behaves like a closed switch. It will then cut off Q2, which enables the siren driver via R3 and D4. The Opdec system need *not* be armed for this to occur.

Construction. Printed circuit construction techniques are recommended for

the assembly of the Motion Detector, Signal Processor, and Siren Driver modules. Full-size etching and drilling guides for printed-circuit boards for these modules are shown in Figs. 4, 5, and 6. The corresponding component placement guides appear in Figs. 8, 9, and 10. Note that there are two component placement guides in Fig. 8. The first (Fig. 8A) is the guide for the standard motion sensor, and the second (Fig. 8B) is for the lightning sensor that momentarily disarms the system and prevents false alarms.

Mount all resistors first, then the semiconductors. The capacitors should be mounted last. Take care to apply the minimum amounts of heat and solder consistent with the formation of good solder joints. Each module should be

housed in a suitable enclosure. The lightning and motion detectors should be mounted in an enclosure measuring approximately $2\frac{3}{4}'' \times 2\frac{1}{8}'' \times 1\frac{5}{8}''$ (7cm \times 5.4cm \times 4.1cm). Each printed circuit is mounted using $\frac{1}{4}''$ (6.4-mm) spacers. A $\frac{5}{16}''$ (8-mm) hole should be drilled in the front of each sensor enclosure directly in line with the center of the ULN-2232A integrated circuit to allow light to reach the IC.

The circuits and circuit boards of the motion and lightning sensors are identical except for part number designations and component (capacitor) values. These are given in both the component placement guides of Fig. 8 and the wiring diagrams of Fig. 11.

A master wiring diagram for the Opdec system appears in Fig. 12. Interconnecting the modules will be greatly simplified if barrier block terminal strips are installed on the module enclosures and connected to the appropriate circuit board foil pads. The strips should be letter-coded to agree with the scheme used in Fig. 12 and the component-placement guides, and the wires used to interconnect modules should be color-coded. Because the cost of the ULN-2322A IC sensor is comparable to that

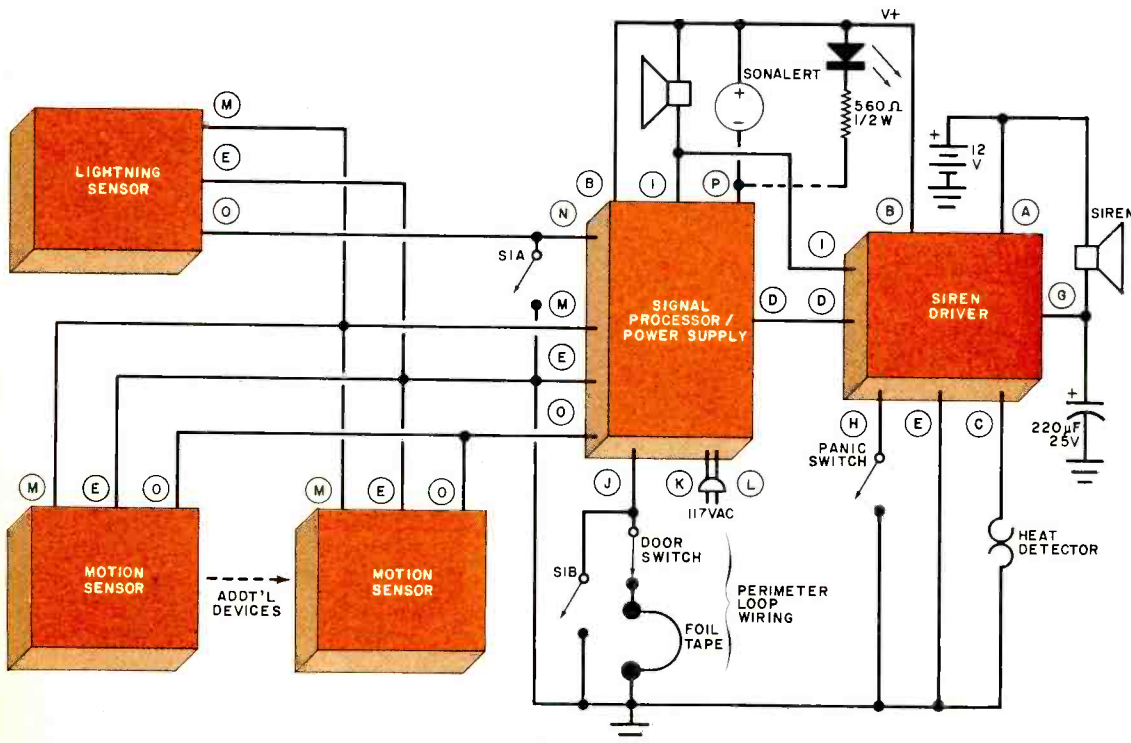


Fig. 12. Master wiring guide for complete Opdec system with optional closed loop and heat detector.

of a quality magnetic reed switch, it can be used liberally throughout the premises to be protected. Each sensor module should be connected to the Signal Processor module using three lengths of flexible, stranded hookup wire (No. 22 or larger). Heavier gauge hookup wire (No. 18 or larger) should be used for the rest of the connections.

Installation and Use. The siren and the Siren Driver module should be installed in the attic or some other area where the intruder will not be able to locate it readily. The Signal Processor module can be mounted in any conven-

DESIGN SPECIFICATIONS ULN-2232A SPRAGUE INTEGRATED MOTION DETECTOR

Supply voltage: +3.0 to +4.5 volts dc

Ambient temperature: +10°C to +40°C

Current demand: 20 mA maximum when V_{CC} equals +4.5 volts

Minimum sensing range: 8' (2.4 m)

Sensitivity: $\Delta L = \pm 5\%$ at 1 Hz

Ambient light: 0.1 fc to 100 fc (1.08 lux to 1076.4 lux or 1.08 lumens/m² to 1076.4 lumens/m²)

Alarm sweep: 200 to 1000 Hz

Alarm sweep rate: 5 Hz

Audio output: 100 mW continuous

Device fabrication: Monolithic IC containing linear amplifiers employing pnp and npn bipolar junction transistors; I²L gates, counters, and D/A converter; low-leakage photodiode; and bipolar junction power transistors.

ient area such as an entrance closet. As was mentioned earlier, any attempt to tamper with the Signal Processor module will set off the siren. The ARM/DISARM switch, S1, should be located in a convenient spot but not easily detectable by an intruder.

The ideal number and location of Motion Sensor modules in your Opdec system depends on the size of your home or office and the number of areas that need protection. Sensor modules can be placed on kitchen counters, on TV receivers, or even mounted within a suspended ceiling into which a (5/16" or 8-mm) hole has been drilled. In deciding where modules are to be placed, keep in mind that they sense motion by detecting *changes* in light level. Therefore, do not aim a Motion Sensor module toward a window or any flashing lights. During the daytime, there should be suf-

ficient natural illumination to permit operation of the sensors. At night, however, some source of artificial light will have to be used. Readily available photoelectric or electromechanically timed devices can be employed to automatically turn on such lights at dusk. Make sure that the artificial light sources are *simultaneously* activated and that one of them is placed near the lightning detector. This module will momentarily disarm the system, thus preventing the Motion Sensor modules from triggering the Signal Processor when power is applied to the lamps.

Options. Depending on factors peculiar to each site at which an Opdec system is to be installed, there are several optional changes that can be made. For example, if you think that lightning or some similar phenomenon is not a problem in the area to be protected, simply eliminate the lightning detector. Also, you can mount a key-operated dpst switch outside the premises to be protected for use as S1. If this is done, the exit and entry delays will no longer be needed. Accordingly, the following Signal Processor components can be eliminated: transistors Q8, Q10, and Q11; diodes D8, D9 and D10; resistors R14, R15, and R16; and capacitors C17 and C20. If this is done, connect the position lug of both portions of the dpst switch to point E. Connect one switch pole to the base of Q13 and the other pole to that of Q15.

If you prefer to have the alarm remain on indefinitely after the system has been triggered, eliminate the automatic time-out feature. This is done by omitting the following Signal Processor components: transistors Q17 through Q20; diode D14; resistors R28 through R31, and R33; and capacitors C21 and C22. Finally, if a back-up battery power source is not needed, the Siren Driver module, the siren, and the battery can be eliminated. If this is done, the collector of Q26 (point I) can be used to sink current from the positive supply through a dynamic loudspeaker to ground.

In Conclusion. Opdec is an inexpensive but sophisticated alarm system that can enhance the security of business or residential premises. Its optical sensors can detect not only intruders but also smoke of fire. The system is thoughtfully designed and is readily expanded to include heat detectors, closed-loop sense wiring, and a large number of optical Motion Sensor modules. ♦

FREE

You'll save money, have fun, and learn by building it yourself — with easy-to-assemble Heathkit Computers. See all the newest in home computers, video terminals, floppy disk systems, printers and innovative software.

Send today for your **FREE Heathkit® Catalog**



If coupon is missing, write Heath Co., Dept. 010-652, Benton Harbor, MI 49022

Send to: Heath Co., Dept. 010-652, Benton Harbor, MI 49022.

Send my free Heathkit Catalog now. I am not currently receiving your catalog.

Name _____


Address _____

City _____ State _____

CL-728 Zip _____

CIRCLE NO. 31 ON FREE INFORMATION CARD 69

Who's visiting



when you're away?

**Radio Shack's Ultrasonic Alarm System knows.
And tells the world!**

Every day, people are victimized right at home, but with this alarm system, you can stop intruders in their tracks. It generates an invisible, ultrasonic field that detects all motion within a living area up to 20 feet wide and 30 feet long. No intruder can go undetected. The system includes a loud built-in alarm, and you can also add an optional-extra super-loud siren or bell. Either way, the boldest intruder will be scared away and your neighbors will know exactly what's happening!

The cabinet, with its simulated walnut finish, will look great in your home because it simply doesn't look like an alarm — only you know it's a security system. With the Radio Shack ultrasonic alarm, there's nothing to install. Just plug it into any AC outlet, and aim.

When dealing with intruders, every second counts. Don't get caught with your guard down — visit Radio Shack today and let's talk about adding 24-hour protection to your home.

...and it's only

79⁹⁵*

**See the Complete
Line of SAFEHOUSE™
Security Products
at Your Neighborhood
Radio Shack Store**



These two cards honored
at most Radio Shack stores

Radio Shack®

*Price may vary at individual stores and dealers.

A DIVISION OF TANDY CORPORATION
FORT WORTH, TEXAS 76102
OVER 7000 LOCATIONS IN NINE COUNTRIES

WHETHER you pedal according to a strict exercise regimen or just for fun, you probably want to know how far you travel on your bicycle. Presented here is an electronic odometer for cyclists that allows you to do just that. Its design provides advantages lacking in many commercially available odometers. Wheel motion is sensed magnetically, obviating drag, slippage, noise generation, and sensitivity to misalignment, one or more of which can characterize the mechanical sensing systems employed in many commercial products.

Digital counters tally the number of wheel revolutions sensed and convert this number into the total distance (in miles) travelled. The counters, which can be reset to zero at the push of a

button, drive a liquid-crystal display that is highly legible in the brightest daylight. Accuracy of the odometer is limited by the tenth-of-a-mile resolution of the display. Parts count is low, and, thanks to the use of CMOS ICs and a liquid-crystal readout, the circuit draws very little current from its self-contained battery power source.

About the Circuit. The Electronic Odometer is shown schematically in Fig. 1. Travel is measured by means of *S1*, a magnetically actuated reed or LC2 mercury-film switch mounted on the bicycle frame. Each time a magnet on the rim of the front bicycle wheel passes near the switch (which occurs once each time the wheel makes a complete revolution),

the switch closes. Thus, a series of momentary switch closures is generated when the bicycle is in motion.


The reed switch is connected to the rest of the project by a short length of two-conductor cable terminated with subminiature phone plug *P1*. This plug is inserted into matching jack *J1*. When *S1* is open, the clock input (pin 10) of 12-stage binary counter is at V_{DD} . During the brief interval that *S1* is closed, the counter's clock input is at V_{SS} . It is in this manner that the series of switch closures is converted into a train of clock pulses that counter *IC2* can process.

This counter is triggered by the negative transition of each clock pulse. When it has counted 74 of them (equalling a tenth of a mile traveled for a bike with

How Far Did You Cycle Today?

BY ARTHUR V. CLARK

*Low-cost electronic
odometer indicates
distance traveled
in miles on a
three-decade
liquid-crystal
display*



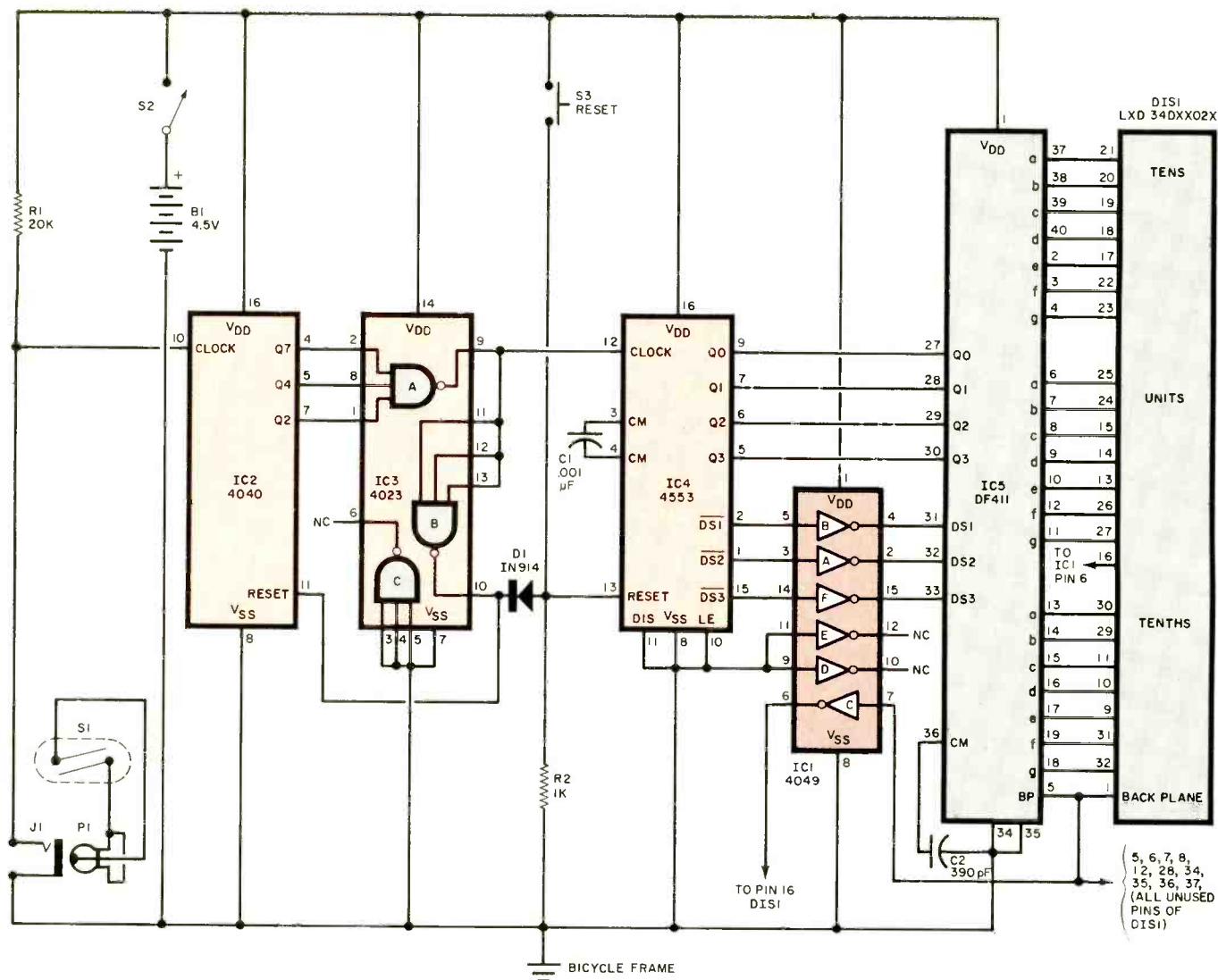


Fig. 1. Schematic diagram of the bicycle odometer. Counter IC2 converts closures of S1 into pulses representing distance traveled. These are tallied by IC3 and displayed by DIS1.

27-inch wheels), pins 4, 5, and 7 are at logic one (V_{DD}). These logic levels are applied to the three inputs (pins 1, 2, and 8) of NAND gate IC3A and cause its output (pin 9) to go to logic zero. This negative-going pulse clocks IC4, a three-decade counter/BCD decoder with multiplexed outputs. The pulse is also applied to NAND gate IC3B, which inverts it to provide a positive-going reset pulse for 12-stage binary counter IC2. The binary counter then starts to tally the clock pulses generated by S1 during the next tenth of a mile.

Each clock pulse applied to pin 12 of IC4 is counted and stored in the chip's latch, up to a maximum count of 999. Because each pulse corresponds to a tenth of a mile of travel, the maximum tally will signify a total distance of 99.9 miles. This stored information is time-division multiplexed and presented sequentially, one BCD digit at a time, at output pins 5, 6, 7, and 9.

PARTS LIST

B1—Three series-connected 1.5-volt alkaline or NiCd cells
 C1—0.001- μ F disc ceramic
 C2—390-pF disc ceramic
 D1—1N914 silicon switching diode
 DIS1—LXD 34DXX02X liquid-crystal seven segment display
 IC1—CD4049 hex inverter
 IC2—CD4040 12-stage binary counter
 IC3—CD4023 triple 3-input NAND gate
 IC4—F4553 or MC14553 3-decade counter/BCD decoder with multiplexed outputs
 IC5—DF411 multiplexed BCD-to-seven-segment decoder/liquid-crystal display driver
 J1—Subminiature phone jack
 P1—Subminiature phone plug
 R1—20,000-ohm, 1/4-watt, 10% carbon-composition resistor
 R2—1000-ohm, 1/4-watt, 10% carbon-composition resistor

S1—Normally open reed or LC2 mercury-film spst switch
 S2—Spst toggle switch
 S3—Normally open momentary pushbutton switch
 Misc.—Printed circuit board, IC sockets or Molex Soldercons. suitable enclosure, No. 16 AWG brass wire, wood or aluminum block, two-conductor cable, hookup wire, battery holder, printed circuit board standoffs, solder, epoxy cement, permanent magnet, etc.

Note—The DF411 display driver is manufactured by Siliconix Inc., 2201 Laurelwood Road, Santa Clara, CA 95054. The LXD 34DXX02X liquid-crystal display is manufactured by Liquid Xtal Displays Inc., 24500 Highpoint Road, Cleveland, OH 44122. A suitable LC2 mercury-film normally open spst switch is manufactured by Fifth Dimension Inc., Box 483, Princeton, NJ 08540.

Fig. 2. Full-size etching and drilling guide for a suitable printed circuit board is at left.

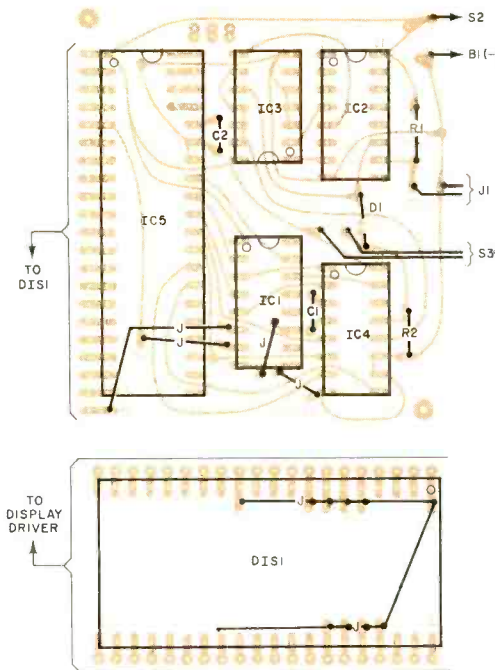



Fig. 3. Component layout for the printed circuit board is at right.



An on-chip oscillator, whose frequency is determined by the value of $C1$, governs the multiplexing of the BCD digits and provides DIGIT SELECT control pulses at pins 2, 1 and 15 of $IC4$ for the multiplexed LCD driver. Logic levels appearing on these stobe lines are inverted by $IC1A$, $IC1B$ and $IC1F$ to be compatible with the levels required by $IC5$. The BCD numbers presented at pins 5, 6, 7, and 9 of $IC4$ are applied to the input terminals (pins 27 through 30) of $IC5$, a BCD-to-seven-segment decoder/latch/multiplexed driver designed for use with a liquid-crystal display.

This complex chip's multiplexing function and the ac drive required by the liquid-crystal display are generated by an internal oscillator whose operating frequency is determined by the value of $C2$. The outputs of $IC5$ drive directly the active segments of $DIS1$, a three-digit liquid-crystal display. At the same time, the common back plane of the display is driven by a voltage that is 180° out of phase with respect to the voltage applied to the activated segments of the display. In accord with good design practice, the unused inputs of CMOS logic chips $IC1$ and $IC3$ are committed to logic zero.

Power for the Odometer circuit is provided by $B1$, the series connection of three 1.5-volt alkaline or rechargeable NiCd cells. Because the circuit's current

demand is very modest, long alkaline cell life (or, in the case of NiCd batteries, extended intervals between recharges) can be expected.

Construction. The use of a printed circuit board is recommended because it results in a compact, rugged assembly. A full-size etching and drilling guide for a suitable board is shown in Fig. 2. The corresponding component placement guide is shown in Fig. 3. This board calls

for some close work, so be sure to use a fine-tipped soldering pencil and small-diameter solder. When soldering component leads to the board, apply the minimum amounts of heat and solder needed for good connections.

A single-sided printed circuit board is employed to simplify its fabrication. This means, however, that several insulated jumpers must be used. These jumpers must be installed first, because components will be mounted on top of them. Next, install the fixed resistors, capacitors and convenient lengths of flexible hookup wire that will be used to connect the circuit board to the battery holder, switches, and phone jack.

The last components to be installed are the semiconductors and the display. Be sure to orient each semiconductor carefully, observing its polarity and pin basing. Follow the standard procedure for handling MOS devices. The use of IC sockets or Molex Soldercons will minimize the risks posed to the chips by improper handling, the application of excessive heat during soldering, etc. Be sure to inspect your work carefully for solder bridges.

In the author's prototype, that portion of the circuit board containing the liquid-crystal display was sawed and separated from the rest of the board. It was then interconnected with the display driver using convenient lengths of flexi-

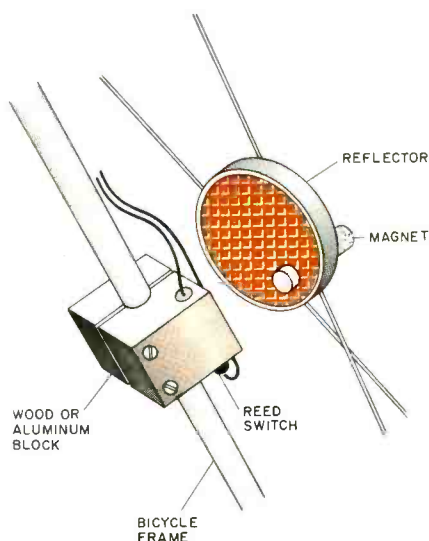


Fig. 4. Details of the author's actuating magnet/motion sensor switch assembly.

Get down to business with Rainbow

Here's a sampling of software and hardware for Apple[®] II from Rainbow Computing—your one-step Apple center. You'll see what we mean when we say Rainbow gets down to business.

+WRITE-ON!

A multi-faceted, professional word processing system. Needs Applesoft and 32k. On disk with operating manual. Quick and easy-to-learn.

WRITE-ON I

You can edit, move, delete, find, change and repeat any body of text, merge and save on disk. Does right-justified margins, centering, page numbering. You can enter name and address onto form letters when printing. Edit and merge any text disk file—even files not created by WRITE-ON—and spool text to disk for letter printing or editing. Chain up to 100 files in a single printer run. \$99.50

WRITE-ON II

Your data file merging system that can output a personalized form letter, check or document for any or all names on a mailing list. You can create and maintain mailing lists or other data files. Or, produce mailing labels. Its preformatted files speed up output on unbuffered or ultra hi-speed printers. \$150.00

FILEMASTER I

Here's a powerful data file manager giving you two programs—FORMAT & RETRIEVAL. It handles everything from phone lists to legal abstracts. You can design your own data structure with up to 500 characters per record and up to 15 searchable fields in any combination. Needs 32K. On Disk. \$49.95

+FILEMASTER II

Has all the same features of FILEMASTER I plus allows for totaling, advanced math routines, more powerful print formatting, larger data fields, and disk-to-disk transfers. \$99.50

+MINI-LEDGER

This practical yet easy-to-use bookkeeping system, which may be used in conjunction with Programma's checkbook program (Disk—\$34.95), offers: (1) sales and cash receipts, (2) payments and expenses, (3) receipts file search, (4) business header, (5) sales and cash summary, (6) payment and expense summary, (7) general summary statement, (8) expenses file search, (9) receipts index # search, and, (10) expenses index # search. Needs Applesoft and 48K. On Disk. \$59.95

Inquire about our new retail or manufacturing inventory programs on disk. Applesoft, 48K. \$79.95 each

+VERSAWRITER

This digitizer drawing board, complete with a powerful software package on disk, lets you create any picture in color with high resolution graphics. It's ideal for mass graphics. You can trace, edit, save and recall what you draw. It's a simple-to-use system for students, artists, engineers and graphic programmers. Has an 8 1/2" x 11" working area. New applications added include: •Text Writer adds text to your pictures. You control size, color and direction of text. •Electronic Drawing lets you create schematics and includes commonly used symbols for transistors, OPAMPS, and FETS. •Distance/Area lets you compute distances on maps or area of any frame. Applesoft ROM and 32K required. \$249.95

Add \$5 (U.S.) or \$10 (Foreign) for shipping.

To order, add \$2 (U.S.) and \$5 (Foreign) for shipping. California residents add 6% sales tax. Sorry we cannot ship to P.O. Boxes. VISA/BANKAMERICARD and MASTERCARD welcomed!
+ =Apple Plus compatible



Garden Plaza Shopping Center
Dept

9719 Reseda Blvd
Northridge, CA 91324
Telephone (213) 349-5560

©1980 Rainbow Computing, Inc.


CIRCLE NO. 62 ON FREE INFORMATION CARD

ble hookup wire (using Fig. 3 as a guide) and was stacked above the printed circuit board by two slender rods made from No. 16 AWG brass wire running through holes drilled in the board and through corresponding holes in the display board. This assembly was secured together by means of epoxy cement.

An enclosure for the project was made from the case of a defunct calculator by cutting it in half and cementing the end cap back on with epoxy. A threaded bolt was run through a hole drilled in the case and cemented to it with epoxy. This bolt and a matching wing nut permit quick, easy installation and removal of the project from the bicycle's front reflector bracket. Connection of the circuit common to the bicycle frame is accomplished by the mounting bolt, wing nut, a solder lug and the reflector bracket.

inserted into this hole and secured with epoxy cement. A drawing of the complete switch and magnet assembly devised by the author appears in Fig. 4. Note that the switch block was cut in half after drilling a hole in it corresponding to the diameter of the bicycle fork's tubing. This allows the block to be secured to the fork by means of retaining screws. Note also that the reed switch was installed in another hole drilled in the block.

Checkout and Use. Connect the probes of an ohmmeter to P1 and lift the bicycle frame so that the wheel to which the actuating magnet has been attached can turn freely. Rotate the wheel and note the ohmmeter reading. It should indicate an open circuit until the actuating magnet passes near the reed switch, at which point a short-circuit reading



Internal view of the author's prototype odometer shows display, circuit board and battery fit in a compact plastic case.

The wheel-motion sensor switch is installed by securing a normally open reed switch to a block of wood or aluminum with epoxy. This block is then secured to one of the bicycle forks. Either the front or rear fork can be used, but installing it on the front fork permits the use of a shorter cable (terminated in subminiature phone plug P1) to connect the switch to the rest of the circuit.

The actuating magnet is installed by drilling a suitable hole in the plastic reflector of the appropriate wheel. A strong permanent magnet should be

should be seen. If this does not occur, adjust the position of the switch assembly until a switch closure is obtained each time the magnet passes the switch.

Now plug P1 into J1 and apply power to the project. The display should read 00.0. If it indicates some other number, momentarily depress S3. Rotate the wheel a total of 74 revolutions. The display should now register 00.1. If it does, the project is working properly, and you are now ready to take your first bicycle trip with an Electronic Odometer. ♦

World's First and Only Solar-Powered Watch*

Guaranteed to outperform any watch sold today... or costs you nothing!

The Sunwatch; acclaimed as the most accurate, most versatile, most rugged watch ever made.

These features make all other watches obsolete:

- Clearly visible by day or night
- Natural side-view window simplifies reading
- 100% solar-powered, you never replace batteries
- No resetting of calendar, not even in leap years

Space age accuracy

Now you'll never worry about accuracy again. Because the Sunwatch will keep you on time for the rest of your life. (Accurate to within 1 sec. per month.)

Solar age efficiency

Miniature solar cells automatically convert sunlight, daylight or ordinary bulb light into usable energy for storage. The solar cells last virtually forever. So you'll never replace a watch battery again.

Programmed for over a century

The built-in computer on a chip will always display the correct time date and month. Also, it automatically adjusts the watch calendar for long and short months, leap years and it's programmed until the year 2100!

Easy to read

The natural side-view display lets you tell the time, day and date without twisting your arm into an uncomfortable position.

Numbers always visible

Four varying light intensities are built into the viewing display, allowing the Sunwatch to adjust automatically to any light. This means you can always read it, even in the brightest sunlight.

10 Display functions

The Sunwatch is capable of displaying the following information: hours • minutes • seconds • months • date • day • leap year • speed calibration • AM/PM indicator • seconds count-off.

Extreme accuracy

Unlike other electronic watches using tuned crystals to control timing accuracy, the Sunwatch incorporates a unique, programmable, microcircuit synthesizer to make it the first watch in history that is accurate to less than 1 second per month. That's 5 times more accurate than the latest quartz Accutron.

The Power Source

Tiny silicon power cells, which are constantly being energized by natural sunlight, daylight or an ordinary light bulb keep the Sunwatch energy storage system charged. Should the watch not be exposed to light, it will continue to operate for months on stored power.

The most indestructible watch in the world

The workings of the watch: solar panels, energy cells, quartz crystal, computer on a chip, etc., are all permanently sealed in a Lexan module. This module is so unique it's protected by U.S. and foreign patents.

Completely waterproof

Leave the Sunwatch in salt water for months. Dive with it in depths up to 750 feet. There are no openings — magnetic slide bars activate all functions. With Sunwatch's exclusive, permanently sealed Lexan module, there are no "O" rings or seals to leak.



Shock resistant to 20,000 G's

You can crash it into a rug-surfaced brick wall at 90 mph with no noticeable effect. Wear it while doing heavy work, exercise or any strenuous activity.

Temperature resistant

Put the Sunwatch in boiling water for 30 minutes, freeze it in a block of ice for a year. Extreme temperatures will not damage your Sunwatch.

Pressure resistant

There are no air spaces inside the Sunwatch. Therefore, it is not susceptible to high pressures such as might be encountered diving to great depths.

The perfect watch for a lifetime

Imagine split-second accuracy for the rest of your life. Sunwatch is a virtually indestructible, beautifully styled, space-age timepiece, and it's available in three exciting finishes: Brushed stainless steel, Gold tone stainless steel, or a Durable black finish on stainless steel. All Sunwatches come with a matching stainless steel band with removable links and adjustable clasp.

Made in the United States

The Sunwatch, designed by Roger Riehl, was being worn by its inventor nearly a year before the first electronic digital watch was even available to the general public. Since that time constant engineering evaluations and design improvements have been made on the Sunwatch to incorporate the latest in digital microcircuit and solar power technology. Thus the Sunwatch today represents state-of-the-art electronics technology. It is built to the same rigid standards practiced by the manufacturer in creating sophisticated computer microcircuits for the U.S. Government and other major users of these components.

* A word about other "Solar Watches"

Roger Riehl, designer of the Sunwatch, states that there is no other completely solar powered watch on the market today. Claims of solar power by other watch manufacturers are based on the use of a small solar cell. Due to their limited size, these cells can be proven, in technical terms, to be of virtually no significant value in extending the life of a watch battery. For this reason, all other so-called "solar watches" must have replaceable batteries. The Sunwatch's power storage system, however, need never be changed and is, in fact, permanently sealed to withstand abuse and the elements.

Unique and memorable gift

Available in a special gift box (see order form) the Sunwatch makes an ideal gift for special holidays, birthdays, graduation, Father's Day, etc. Perfect for business people, commuters, teachers, athletes and sportsmen, who require split second accuracy.

Free custom engraving

At your request, each Sunwatch will be hand-engraved with the name you specify.

Limited Warranty is your protection

The Sunwatch is covered by a 2 year limited warranty issued by Riehl Time Corporation (manufacturers of the prestigious Synchronar 2100) and included with your watch. A copy of the warranty may also be obtained free of charge by writing to Riehl Time Corp., 53 S. Jefferson Rd., Whippany, NJ 07981. This warranty gives you specific legal rights, and you may have other rights which vary from state to state.

15 Day no risk trial offer

Order your Sunwatch today and use it for 15 days. Then, if you are not completely satisfied return it for full money back.

CREDIT CARD ORDERS CALL TOLL FREE 800-621-5199

Ill. Residents Call 800-972-5855

OR MAIL THIS NO RISK COUPON

RIEHL TIME CORP.

53 S. Jefferson Rd., Dept. 44 Whippany, NJ 07981.

Please send me:

- Brushed Stainless Steel Sunwatches at \$129.95 each
- Black Finish on Stainless Steel Sunwatches at \$159.95 each
- Gold Tone Stainless Steel Case Sunwatches at \$159.95 each
- 24 Hour (Military Time) \$10.00 Additional
- Gift Boxes at \$4.95 each

Please add \$3.95 per watch shipping and insurance. Enclosed is \$_____ Check or Money Order (N.J. Residents add appropriate sales tax)

CHARGE IT! (Check One)

Master Charge VISA (BankAmericard)

Credit Card# _____ Bank# _____

Issue Date _____ Exp. Date _____

Signature _____

Name to be engraved _____

Name _____

Address _____

City/State/Zip _____

Quick delivery direct from the manufacturer

CIRCLE NO. 64 ON FREE INFORMATION CARD

www.americanradiohistory.com

NOW AVAILABLE!

WATT WIZARD™

POWER FACTOR CONTROLLER CUTS THE COST OF RUNNING ELECTRIC APPLIANCES BY AS MUCH AS 50% -- AND YOU CAN EVEN SEE THE SAVINGS!

For over a year now, in magazines and newspapers the world over, there have been enthusiastic write-ups on a remarkable new device that can cut your electric bill while helping the U.S. save huge quantities of fuel.

"The NASA/Nola power saver," wrote a **Popular Science** senior editor, "was developed by Frank Nola at NASA's George C. Marshall Flight Center as an offshoot of a program to reduce power consumption in spacecraft motors. Nola calls it a PFC — power-factor controller. I prefer to call it a power saver, however, because that's what it does."

NASA TESTED IT

According to Clyde S. Jones of NASA, "The device has been tested at Marshall Center on over 40 types of motors, with power savings ranging up to 60%, depending on the loading. The motors tested were both single-phase and three-phase, ranging from 1/2 H.P. to 5 H.P. Most motors will show up to 40-to-50% savings when running lightly loaded or unloaded, and some will show 5-to-7% savings at rated load."

NASA's Technical Support Package showed the test results and noted that "The Power Factor Controller applies to induction type electric motors — the most commonly used type in all major home appliances and the most commonly used by industry."

HOW IT SAVES POWER

Popular Electronics explained it this way: "AC induction motors characteristically run at a nearly constant speed that's fixed by power-line frequency and independent of load and supply voltage. When heavily loaded, the motor draws line current that is nearly in phase with the applied voltage... Under light load conditions, the motor develops less torque by allowing more lag between the voltage and current. This reduces the power factor while leaving the current essentially the same in magnitude.

"Though the low power factor means that conversion of electricity to mechanical power is small, the large current causes considerable (heat) losses in the supply lines and motor windings. This is what reduces efficiency.

"To minimize this waste, Nola's device monitors the motor's power factor and, when it detects light load conditions, it reduces the supply voltage... The current, now more nearly in phase with the voltage, therefore does as much useful work as before, but it and the voltage are smaller, resulting in a net savings of electric power."

THE SAVINGS CAN ADD UP

Like everything else, the cost of electric power keeps going up. Not only is the basic rate you pay going up, the power companies have now added on a "fuel adjustment" charge to help pay for running their generators. In 1980, 1981 and beyond, you'll pay more and more for the privilege of running your electric appliances.

*National Aeronautics
and Space Administration
Patent No. 4,052,648*

Right now, the typical consumer pays about \$8 per month to operate a 16.5 cu. ft. frost-free freezer... \$10 to run a 17.5 cu. ft. frost-free refrigerator... \$8.25 for an attic fan operating 12 hours a day... and about \$60 for an air conditioner used during summer months. It's not hard to figure out what you're paying per year just to run **one** of these appliances. And in many parts of the country, the cost is even higher.

That's why Nola's power saver can soon pay for itself, then start reducing your electric bills — the amount of savings, of course, depending on which appliance(s) you use it with.

There's just one catch. Until now, the device has not been **available** — except for industrial models priced at \$80 or more.

INTRODUCING THE WATT WIZARD

Cynex, an American manufacturer of electrical and electronic products and a prime contractor for the U.S. Government, has been licensed by NASA to manufacture Frank Nola's power saver. Cynex calls it the Watt Wizard.

"The Watt Wizard," says Ray Beauchea, the firm's Marketing Director, "regulates the voltage fed into an induction motor, reducing or boosting power as required, when loads go up or down. Simply stated, it makes motors run more efficiently, especially when idling. It reduces motor heat, affording longer motor life and reducing the amount of air conditioning required for cooling (rooms) in summer months. It saves electric power, because kilowatt hours are greatly reduced. And it causes the motor to run quieter."

SIMPLE TO USE

Cynex makes several models of the Watt Wizard (all with solid state design), including the 110 V AC plug-in model we're offering. It's for single phase fractional H.P. motors (less than 1 H.P.) which is the type used in most made-for-the-home freezers, refrigerators, window and attic fans, swimming pool pumps, furnace fans, vacuum cleaners, sewing machines, power drills, etc.

Simply plug the Watt Wizard into any electric outlet, then plug the appliance into the Watt Wizard. There's no wiring required. Unlike some competitor's models (if and when available), the appliance does **not** have to be turned on before being plugged into the power saver. You can leave the appliance — whether on or off — plugged into the Watt Wizard all the time. Or you can move the Watt Wizard to various locations, depending on which appliance is being used. (Better yet, order several Watt Wizards.)



MERCURY 1980©

OTHER MODELS AVAILABLE

Air conditioners, washers and dryers require wire-in model. If you lack mechanical skill, you probably need an electrician to install it. We also offer it in 220 VAC single or three-phase.

ADVANCE FEATURES

The Watt Wizard also includes two more unique features. It's fused, so if you accidentally overload the device, it won't burn out. Just change the fuse, which is available at any auto supply store.

And the Watt Wizard features an LED readout, so you can actually tell, at any moment, exactly how much power you're saving — 10%, 20%, 30%, 40% or 50%.

There's a "Power On" light, too. And the Watt Wizard comes with the manufacturer's 1-year limited warranty.

LOW COST — AND A TAX CREDIT

We're offering the Watt Wizard for only **\$39.95**, with **immediate delivery**. Want two? Then it's just **\$37.95** each. Or splurge and get three at **\$34.95** each. Wire-in models for heavy duty motors are **\$6** more for each unit. Add just **\$2.50** postage/handling for each order (not each unit).

And next year, when you fill out your tax return, you can deduct a full 15% energy tax credit — for additional savings.

30-DAY MONEY-BACK GUARANTEE

Try the Watt Wizard for up to 30 days. If not completely satisfied, return it (insured) for a full refund.

The sooner you send for the Watt Wizard, the more you can save on your electric bills. To order, send your check or money order to the address below. Or charge it to your Visa, MasterCard, American Express or Carte Blanche credit card. If using your charge card, you can also order via our toll-free phone number:

800-257-7850

(In New Jersey, Call: **800-322-8650**)
N.J. residents, add 5% sales tax.

Or mail your order to:


Dept. P2, Lakewood Plaza
Lakewood, N.J. 08701



The Imagination People®

POPULAR ELECTRONICS

BY FRANK I. GILPIN



EXPERIMENTING WITH A SOUND- EFFECTS GENERATOR

UNTIL a couple of years ago, experimenting with sound-effects circuitry was difficult, requiring a large breadboard to accommodate oscillators of various descriptions, modulators, noise sources, mixers, envelope generators, etc. Now, thanks to Texas Instruments' SN76477 complex sound generator, an integrated circuit that sells nationally for about \$3.00, sonic experimentation is

far more convenient. What makes the 76477 unique is that it contains all the active circuitry needed to generate just about any sound imaginable. A few resistors and capacitors and a power supply are the only external components required.

Inside the IC Package. By considering its complex circuit as a series of function

With a minimum of extra components and a single Texas Instrument SN76477 IC, you can create a host of different sounds

"blocks," it is relatively easy to understand and follow the 76477's operation. In Fig. 1, the IC's function blocks are reduced to simplest form, with basic sound-generating blocks in gray shading and supplemental control blocks in color. Typical waveforms available at various points in the system and what the final output before amplification might look like are also shown.

A more complete picture of all the function blocks contained in the IC's 28-pin package is shown in Fig. 2. Fabricated from bipolar analog and μ L digital blocks, this IC contains all the active circuitry needed for a user to create an almost unlimited range of sounds.

a nominal 0.1-to-30-Hz range, contingent on the values of resistance (R) and capacitance (C) connected from pins 20 and 21, respectively, to ground. Two outputs are available from this oscillator: a 50% duty-cycle square wave that is applied to the mixer and a triangular wave that can be routed to an external voltage-controlled oscillator (vco) via pin 16 or through the SLF's select logic block to modulate the internal vco.

Modulation of the internal vco covers a 10:1 range, with the lowest frequency determined by the R and C values connected between pins 18 and 17 to ground. This vco's output goes to the mixer and envelope-select circuits.

signal is present or absent, the system inhibit logic controls the output of the envelope generator and modulator. This signal also toggles the one-shot multivibrator that is used to generate the short-duration pulses used to simulate the sounds of gunshots, bells, and explosions. Time duration of the multivibrator's output signal is determined by the R and C values connected from pins 24 and 23 to ground. Maximum usable period is approximately 10 seconds.

The output from the one-shot multivibrator is passed through the envelope-select circuit that determines envelope shape and is used to modulate the envelope generator and modulator.

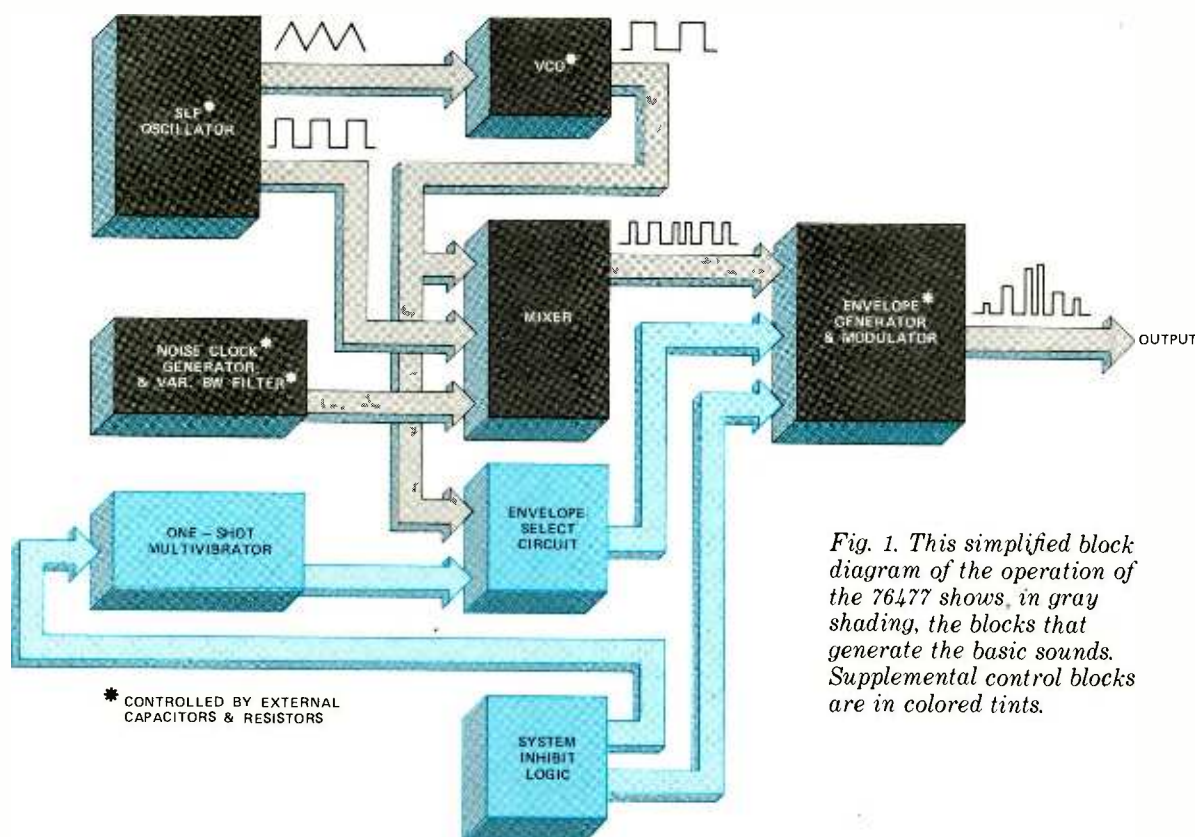


Fig. 1. This simplified block diagram of the operation of the 76477 shows, in gray shading, the blocks that generate the basic sounds. Supplemental control blocks are in colored tints.

Desired sounds are all user defined. You simply switch into and out of the IC's circuit resistor and capacitor values and set a few logic states to "tailor" the audio parameter you require. Sounds of gunshots, explosions, sirens, musical instruments, "phaser" guns, etc., can be simulated. You can even create sounds you never heard before.

An audio amplifier is built into the IC, but you can route its output to a high-quality audio amplifier to obtain a louder, richer sound.

Chip Operation. The super-low-frequency (SLF) oscillator in the 76477 has

Output pulses from the noise clock, whose frequency is determined by the resistance values connected from pins 3 and 4 to ground, are used to control the noise generator. The output from the noise generator is passed through a variable-bandwidth noise filter, controlled by the R and C values from pins 5 and 6 to ground, to the mixer.

The mixer combines the three inputs (from the noise filter, the SLF's square-wave generator, and the vco) and, contingent on the dc states of its three selector inputs, at pins 25, 26, and 27, determines type of mixer-output signal.

Depending on whether a 5-volt control

Modulator attack and decay are controlled by the R and C values connected from pins 7, 8, and 10 to ground.

The final signal is applied to the audio amplifier, which develops a 2.5-volt peak-to-peak maximum low-impedance output at pin 13. A feedback resistor can be connected between pins 12 and 13 to modify the amplifier's gain.

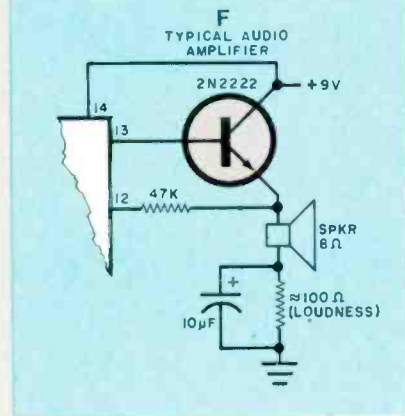
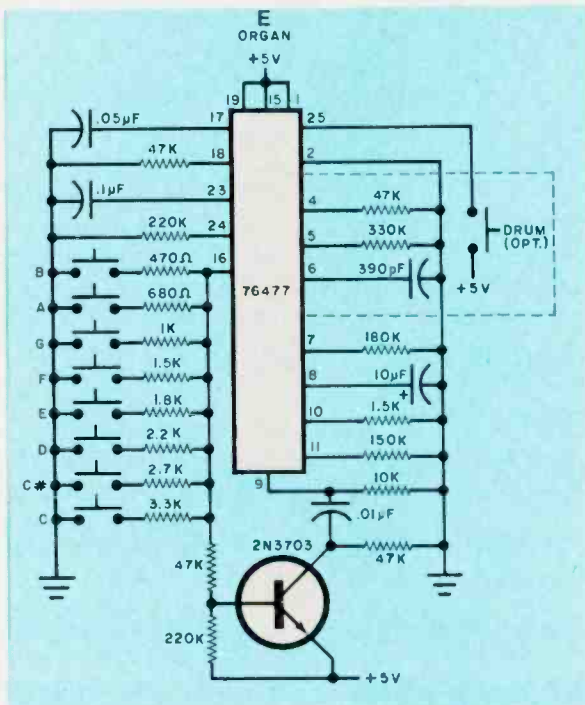
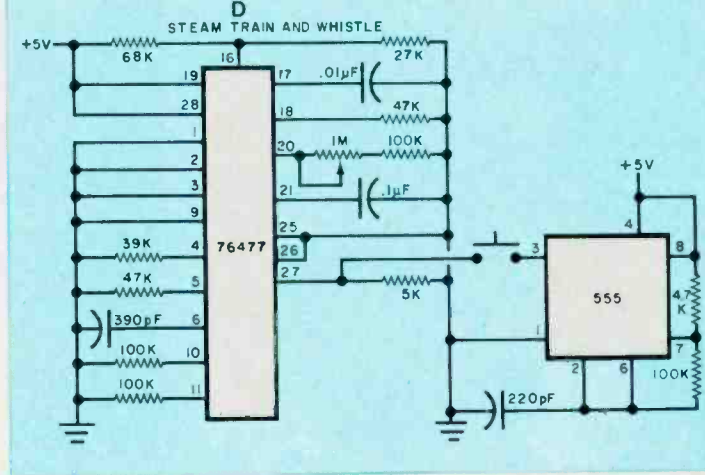
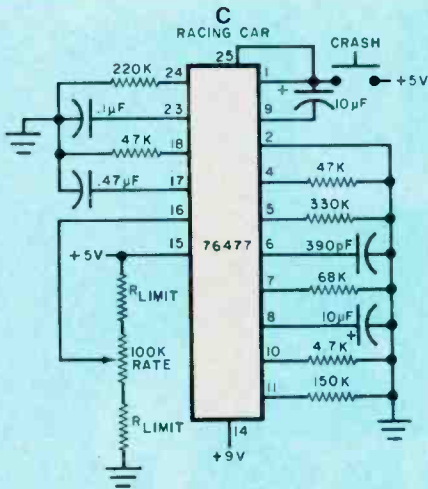
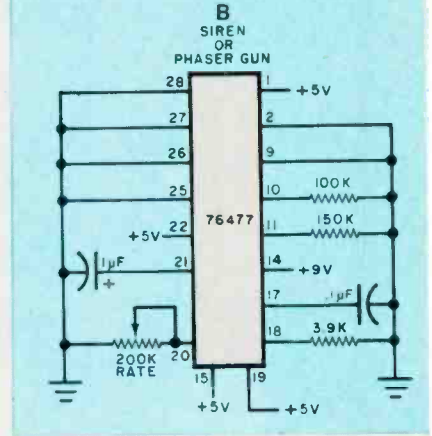
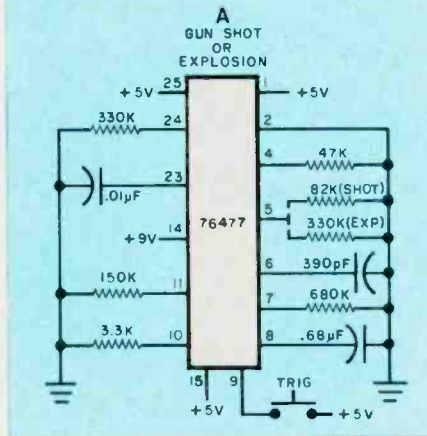
There are 23 variables under user control with the 76477 sound generator. Hence, you can be kept occupied for a considerable time exploring the effects that can be obtained with various combinations of controls.

(continued on next page)

Fun Circuits You Can Build

In this section, we present five fun circuits that typify some of the uses to which the SN76477 complex sound generator IC can be put. All are relatively simple and inexpensive to build, because the IC contains all the active circuitry needed.

Circuits A, B, and C can be used to add realistic sound effects to the animation in video games. The model railroader will find circuit D useful, while the electronic "organ" in circuit E should appeal to all, especially children. Finally, circuit F illustrates how an outboard transistor amplifier stage can be added to increase the power delivered to the speaker.



Practical Breadboard. Shown in Fig. 3 is the circuit of a practical experimenter's "breadboard." Although the circuit is really quite simple, to utilize the full capabilities of the 76477 sound generator, a rather large cabinet is required to accommodate all the switches and jacks shown.

You can use a small piece of perforated board on which to mount IC1 (a socket is recommended) and the Q1/Q2 audio amplifier circuit. Alternatively,

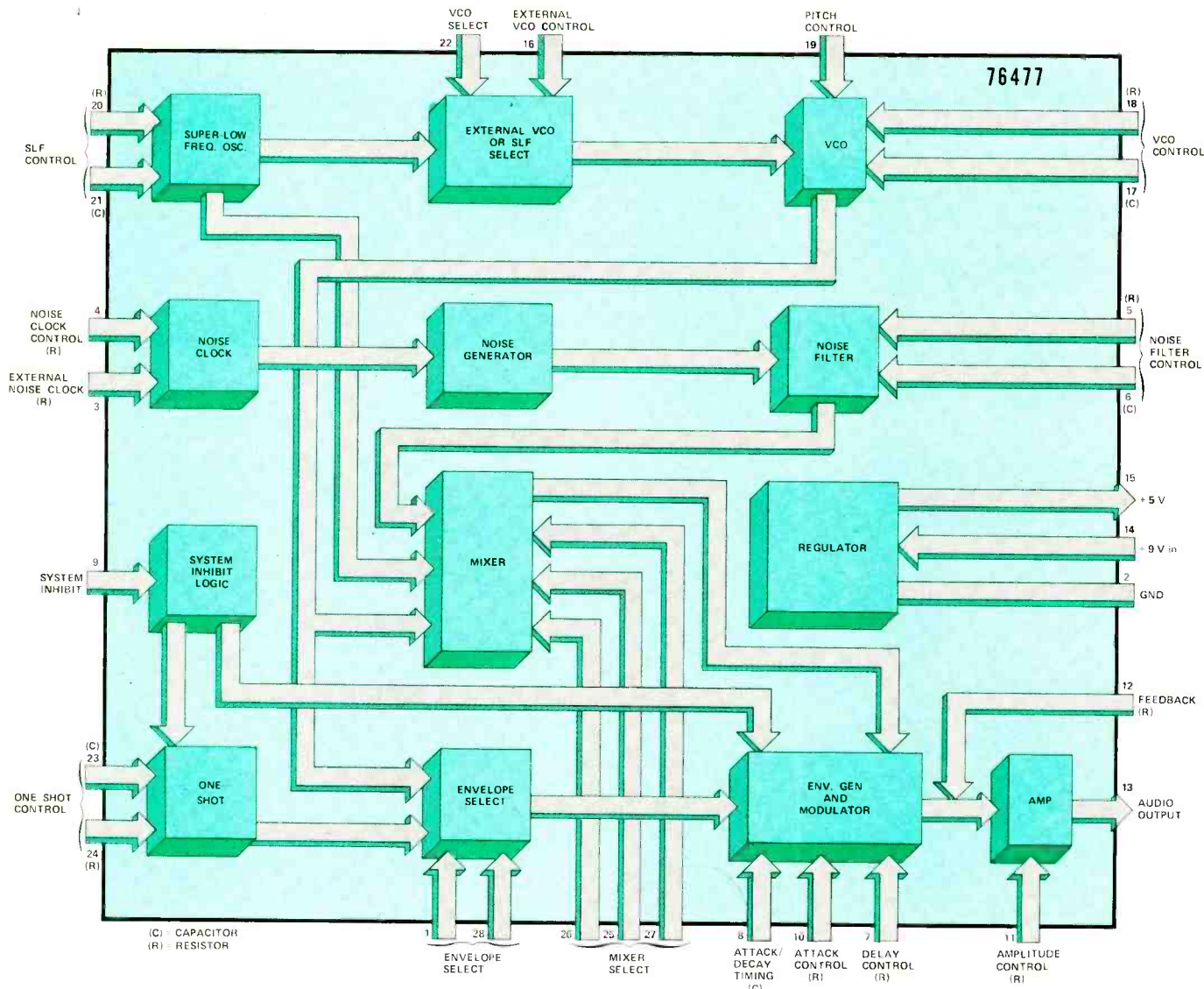


Fig. 2. The block diagram of the internal operation of a 76477 complex sound generator IC shows how it contains a complete sound-effects lab in a 28-pin package.

you can design and fabricate a printed-circuit board. If you use perforated board, you can Wire Wrap or pencil wrap the components into the circuit.

Although the system will operate from a standard 9-volt battery, you might opt for a small power supply that can deliver 7.5 to 9 volts instead, if only to free yourself from having to replace batteries periodically. Make sure, however, that the cabinet you select will accommodate all controls, jacks, and circuitry.

All 28 switches, 12 banana or tip jacks, and 8 potentiometers should be mounted on the front "control" panel and suitably identified with a dry-transfer lettering kit. To simplify experimenting, switches, jacks, and pots should be identified according to function as shown in Tables I through III. Table IV is an example of grouping according to

TABLE I—JACK IDENTIFICATION

J1	Input for external noise oscillator
J2	Input for external voltage-controlled oscillator
J3	Noise filter resistance measurement jack with R4
J4	Decay resistance measurement jack with R6
J5	Attack resistance measurement jack with R8
J6	Audio output
J7	External vco measurement jack with R15
J8	Vco control resistance measurement jack with R18
J9	Pitch control resistance measurement jack with R23
J10	SLF oscillator control resistance measurement jack with R25
J11	One-shot resistance measurement jack with R27
J12	Common ground

function. Group arrangements can be outlined on the control panel with a heavily inked or painted line.

Once the various components are mounted on the front panel, refer to Fig. 3 and wire them into the circuit.

Use. Note in Fig. 3 that each IC pin that terminates in a potentiometer has both a switch and banana or tip jack in series with the pot. This permits you to use an ohmmeter to measure the resistance required for a given sound, arrived at experimentally. After obtaining the desired sound, you simply open the switch for the pot and use the ohmmeter to measure the resistance from the associated jack to ground. If you keep a log of the various resistances and capacitances required for particular sounds, they can be duplicated on demand.

(Continued on page 82)

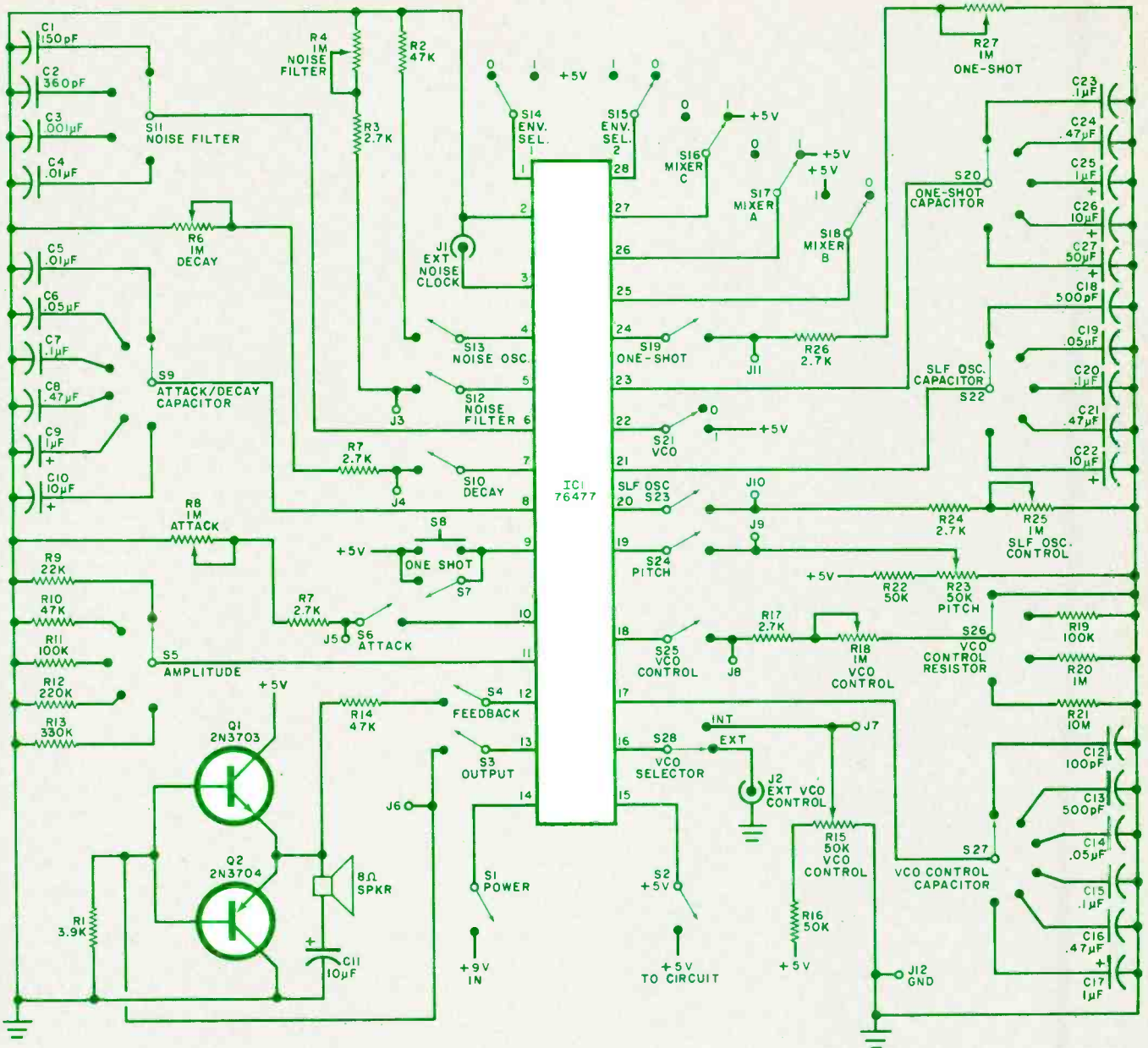


Fig. 3. The circuit for a complete sound-effects generator uses 28 switches, 12 banana (or tip) jacks and eight potentiometers to allow a broad selection of controllable parameters.

PARTS LIST

B1—9-volt battery (see text)
 C1—150-pF capacitor
 C2—360-pF capacitor
 C3—0.001- μ F capacitor
 C4,C5—0.01- μ F capacitor
 C6,C14,C19—0.05- μ F capacitor
 C7,C15,C20,C23—0.1- μ F capacitor
 C8,C16,C21,C24—0.47- μ F capacitor
 C9,C17,C25—1- μ F capacitor
 C10,C11,C22,C26—10- μ F, 15-volt electrolytic
 C12—100-pF capacitor
 C13,C18—500-pF capacitor
 C27—50- μ F, 15-volt electrolytic
 IC1—SN76477N complex sound generator (Radio Shack 276-1765 or similar)
 J1,J2—RCA phono jacks

J3 through J12—pin or banana jacks
 Q1—2N3703 transistor
 Q2—2N3704 transistor
 The following are 1/2-watt, 10% resistors unless otherwise noted:
 R1—3900 ohms
 R2,R10,R14—47,000 ohms
 R3,R5,R7,R17,R24,R26—2700 ohms
 R4,R6,R8,R18,R25,R27—1-megohm linear-taper potentiometer
 R9—22,000 ohms
 R11,R19—100,000 ohms
 R12—220,000 ohms
 R13—330,000 ohms
 R15,R23—50,000-ohm linear-taper potentiometer
 R16,R22—50,000 ohms
 R20—1 megohm

R21—10 megohms
 S1 through S4,S6,S7,S10,S12 through S19,S21,S23 through S25—Spst slide or toggle switch
 S5,S20,S22—Single-pole, 5-position non-shorting rotary switch
 S8—Normally open, momentary-contact pushbutton switch
 S9,S27—Single-pole, 5-position nonshorting rotary switch
 S11,S26—Single-pole, 4-position non-shorting rotary switch
 S28—Spdt slide or toggle switch
 Misc.—Battery holder; 28-pin DIP socket for IC1; dry-transfer lettering kit; suitable enclosure; control knobs and dial plates (7); etc.

definitely not for novices

Dr. Dobb's Journal is the serious micro-computer journal of systems and software. You won't find games and never-ending tutorials on "How to Program in Basic" in *DDJ*. You will find useful information—algorithms, code for compilers, operating systems, editors, debuggers, hardware evaluations, comparisons of architectures—all presented in a straightforward, direct fashion.

If you are an expert who is serious about microcomputers you should be reading *Dr. Dobb's Journal*. Buy it at your local computer store or subscribe. No need to send money now, just send us your name, address, and zip and we'll bill you later. \$15 for one year (10 issues).

Dr. Dobb's Journal

P.O. Box E, Dept. G9, Menlo Park, CA 94025

Amusements for men and machines




Photo: Intel

Recreational COMPUTING

The magazine for the imaginative small computer user.

Published bi-monthly, \$10/year. Complete the form below or send us your name and address. We'll bill you.

Recreational Computing,
P.O. Box E, Dept. G9, Menlo Park, CA 94025

Name _____

Address _____

City _____

State _____ Zip _____

Since the circuit can generate a very wide variety of sounds, let us give an example of how you might go about "tailoring" a specific sound with the bread-

board. In this example, we will use the sound of a gunshot.

First, close FEEDBACK switch *S3* and OUTPUT switch *S4* to place the audio amplifier in the circuit. Then close +5V switch *S2* to activate the +5-volt line. Main POWER switch *S1* can now be closed when you are ready to experiment with the controls.

Since a gunshot has fast attack and relatively brief decay times, close ATTACK and DECAY switches *S6* and *S10*, respectively, to permit you to adjust attack and decay times via ATTACK and DECAY pots *R8* and *R6*. As you experiment with various settings of these controls, close main POWER switch *S1* and press and release ONE SHOT switch *S8* to hear the gunshot sound for each combination of settings. Adjust *R6* and *R8* and press and release *S8* until the sound obtained is "just right." (Calibrated index scales behind each potentiometer control knob will simplify recording of settings.)

If desired, required values of attack and decay time resistances can be measured and recorded by opening the ATTACK and DECAY switches and measuring with an ohmmeter between DECAY jack *J4* and ground and between ATTACK jack *J5* and ground. ENVELOPE SELECT 1 and 2 switches *S14* and *S15* can also be preset for the required envelope.

To produce an explosion instead of a gunshot sound, close NOISE FILTER switch *S12* and adjust NOISE FILTER control *R4* for the desired effect.

In Conclusion. The sound-effects generator breadboard presented here can be used in either or both of two ways. For the designer, it is a "tool" that simplifies designing a circuit from scratch. One can "design" a circuit with the breadboard, measure resistances of the controls and read off capacitor and logic-state (+5V or 0) settings from the panel, and assemble the circuit around a separate 76477 generator chip. The other way to use the breadboard is to simply experiment with control and switch setting combinations until you hear a sound you like. Used in this manner, you can record a whole series of sound effects that can be used with home movies and slide shows, for theatrical events, etc.

Whichever way you use the breadboard, it is a good idea to log parameter values for given sounds for future reference. Then, any time you want to reproduce a sound arrived at experimentally, you can, simply by setting the controls and switches as detailed in your log. ♦

TABLE II—SWITCH IDENTIFICATION

S1	Power switch for 7.5-to-9-volt dc supply
S2	Power switch for 5-volt dc supply
S3	Output
S4	Feedback
S5	Amplitude resistance selector
S6	Attack resistance
S7	One-shot, constant when closed
S8	One-shot momentary
S9	Attack-decay timing capacitor selector
S10	Decay resistance
S11	Noise filter capacitor selector
S12	Noise filter resistance
S13	Noise oscillator resistor
S14	Envelope select 1: logic 0, logic 1
S15	Envelope select 2: logic 0, logic 1
S16	Mixer C: logic 0, logic 1
S17	Mixer A: logic 0, logic 1
S18	Mixer B: logic 0, logic 1
S19	One-shot resistance
S20	One-shot capacitor selector
S21	Voltage-controlled oscillator (vco): logic 0, logic 1
S22	SLF oscillator control capacitor selector
S23	SLF oscillator control resistance
S24	Pitch control resistance
S25	Vco control resistance
S26	Vco control resistance selector
S27	Vco control capacitor selector
S28	Internal/external vco selector

TABLE III—CONTROL IDENTIFICATION

R4	Noise filter control
R6	Decay control
R8	Attack control
R15	Vco control
R18	Vco control
R23	Pitch control
R25	SLF control
R27	One-shot multivibrator control

TABLE IV—CONTROL GROUPING

One-Shot	J11,R27,S7,S8,S19,S20
Noise Filter	J3,R4,S11,S12
VCO Control	J7,J8,J9,R15,R18,R23,S21,S24,S25,S26,S27,S28
SLF Control	J10,R25,S22,S23
Noise Clock	S13
Mixer Select	S16,S17,S18
Envelope	J4,J5,R6,R8,S6,S9,S10,S14,S15
Amplitude	S5
Audio Output	J6,S3,S4
Power On /Off	S1
+5 volts	S2
Ground	J12

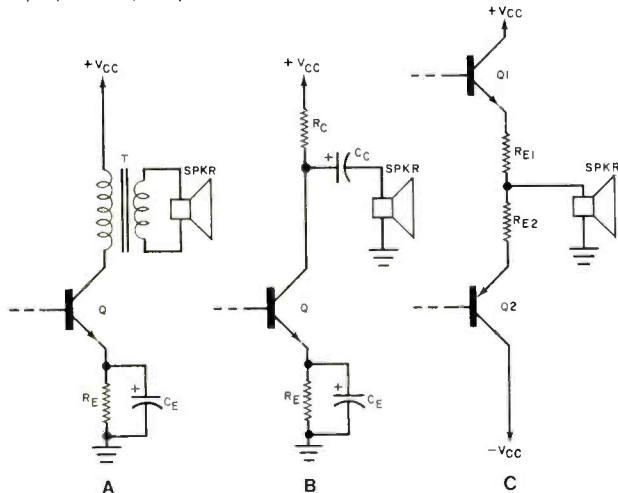


By John McVeigh, Technical Editor

AMPLIFIER/LOUDSPEAKER COUPLING

Q. Can you show examples of transformer-, capacitor-, and direct-coupled amplifier output stages? What are the advantages and disadvantages of each?—Harold Armistead, Middleton, MA.

A. The final stages of transformer-, capacitor-, and direct-coupled audio amplifiers are shown at A, B, and C, respectively. Those



shown at A and B are single-device stages, but transformer or capacitor coupling can be used with two-device (push-pull, Class B or AB) stages as well. Transformer coupling provides two benefits—dc isolation and impedance coupling. Because the amplified audio (ac) signal at the collector of Q is riding on a dc level, the isolation provided by the transformer is necessary. Impedance transformation (usually step-down) is less important in transistor circuits than in tube designs, which tend to have higher output impedances. Capacitive coupling reflects this by providing dc isolation but no transformation.

The direct-coupled output stage shown at C employs transistors Q1 and Q2, which are driven out of phase, as emitter followers. A transistor operating as an emitter follower has a low output impedance, obviating the need for impedance transformation. If a bipolar power supply is employed and the transistors are correctly biased, the amplifier's "hot" output terminal (the junction of R_{E1} and R_{E2}) will have no dc offset. This is so because under quiescent conditions the V_{CE} drops of both transistors are equal in magnitude and opposite in polarity, leaving the output terminal at dc ground.

Disadvantages associated with transformer coupling include losses (eddy, hysteresis and winding-resistance), physical bulk, expense and the fact that distortion-producing core saturation occurs if the transformer is driven too hard. Coupling capacitors are not

lossy, are smaller than transformers and cost less. However, both have fallen out of vogue, at least in middle-of-the-road and high-end solid-state audio equipment because of a belief that such coupling techniques cause sonic degradation. Transformer coupling can result in high-frequency rolloff, and capacitive coupling can cause low-frequency rolloff if the design is inadequate.

Direct coupling is attractive in that nothing

gets between the final amplifying devices and the loudspeaker, but involves the added expense of a bipolar supply. Also, biasing is somewhat critical if excessive dc offsets at the output are to be avoided. Finally, if one of the devices in the output totem pole develops a collector-to-emitter short, the loudspeaker could be irreparably damaged.

TRIGGERING FLASH UNITS

Q. I recently purchased some surplus photographic flash units that I would like to convert into blinking emergency lights. Each unit is powered by two 1.5-volt batteries and is triggered by the closure of a switch. Keeping this switch closed continuously does not cause the flash to glow or blink continuously. Rather, the flash lights upon closure of the switch and then stays dark until the switch is subsequently opened and closed once more. How can I adapt this type of flash into a blinking warning light? Any information on this sub-

ject would be greatly appreciated.—Michael Wojtusiak, New York, NY.

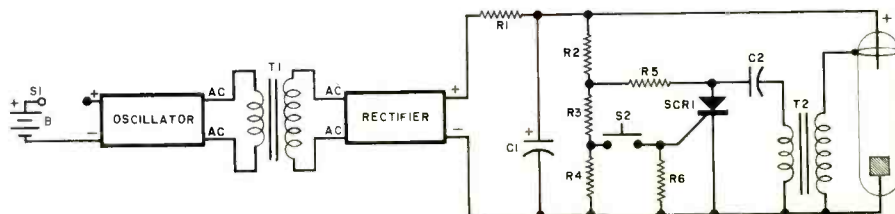
A. A typical flash unit is shown schematically in the figure. When power switch S1 is closed, the oscillator generates square waves, usually at a rate greater than 20,000 Hz. These ac square waves are stepped up in voltage by transformer T1 and converted into pulsating dc by the rectifier. Storage capacitor C1 charges up through R1 until the voltage across it reaches a few hundred volts. Similarly, C2 charges up to about two-thirds of the ultimate voltage across C1.

When the capacitors are fully charged and trigger switch S2 is closed, SCR1 receives gate drive and begins to conduct. The charge stored in C2 is dumped into the primary of trigger coil T2. A high-voltage pulse appears across the coil's secondary, which ionizes the gas in xenon flash tube FT1. This ionized gas provides a low-impedance path for the charge stored in C1. As this capacitor dumps its charge to ground through the flash tube, a large current flows through the ionized gas and a brilliant burst of light appears. It takes very little time for C1 to completely discharge, so that even though the flash of light generated by the tube is extremely bright, it is also very brief.

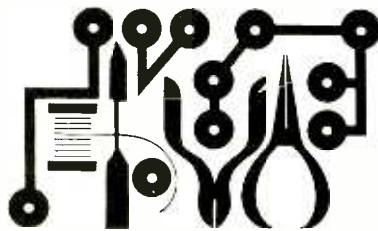
If S2 is kept closed, the SCR will continue to conduct even though C2 has discharged. This prevents C2 from recharging and thus prevents further excitation of T2 and FT1. For the tube to flash again, S2 must be opened, C1 and C2 must fully recharge and S2 must be closed once more. (Capacitor C1 will start to recharge as soon as it has completely discharged and current through FT1 drops to zero; C2 can't recharge until S2 opens.)

From your description of the units you purchased, it seems that they operate in essentially the same manner as the circuit just described. To make such a unit blink on and off, S2 must effectively be closed, reopened, closed again, reopened, etc. This can be accomplished in any one of several ways. For example, an astable multivibrator can be used to drive a relay or switching transistor wired in parallel with the unit's trigger switch. The multivibrator should be designed to oscillate at the desired flash rate and to cause the output device (relay or transistor) to close the trigger loop for only a brief interval. Before building the additional circuit, measure the voltage across the trigger switch. Then select a switching component (relay, transistor, thyristor, etc.) that can withstand this voltage on a continuous basis. An IC timer, a UJT, or even a neon bulb can be employed as the nucleus of the astable multivibrator.

Remember that the interval between trigger pulses should be no shorter than the time required for recharging of the main storage capacitor. Also, running the flash unit on a continuous basis calls for the use of alkaline or rechargeable NiCd cells.



Experimenter's Corner



By Forrest M. Mims

OPTICAL FIBER COMMUNICATIONS (Part 1)

OPTICAL FIBER communications is one of the fastest growing areas of modern electronics. Here's why.

- A hair-thin glass fiber can carry more information than 900 pairs of copper wires comprising a cable as thick as your fist.
- Glass and plastic fibers are immune to electromagnetic interference and do not attract lightning strokes.
- Because fibers are insulators and not conductors, they don't generate sparks or present a shock hazard, nor can they be short-circuited.
- Some glass fibers can transmit a modulated beam of light more than ten kilometers before it is necessary to employ a repeater to strengthen the signal.
- Communications-grade fiber is already cheaper than coaxial cable, and even greater price advantages are in the offing. The raw material for glass fiber is sand, but coax is manufactured using copper (for conductors) and petroleum-derived plastic (for the dielectric).
- Fiber systems are impossible to jam and difficult to intercept.
- Glass fiber has a higher tensile strength than a steel wire of the same (small) diameter.

In this first installment of a two-part series, we'll find out how fibers transmit light and learn something about their idiosyncrasies. In Part 2, we'll put fibers to work in some practical communication systems that you can easily build.

How Fibers Transmit Light. Figure 1 shows how a ray of light travels through an optical fiber by making multiple reflections from the fiber's core/cladding boundary. The core and cladding are both transparent but the index of refraction of the core is slightly higher than that of the cladding. Just as the boundary between air and water is highly reflective, the core/cladding boundary behaves as a mirror to light waves striking it within the fiber's *acceptance angle*.

The material in Fig. 1 is known as a *step-index* fiber because of the sharply defined transition between its core and cladding. Step-index fibers are easily manufactured, but have one major disadvantage. Light waves entering one end of a fiber at the same time can arrive at the opposite end at slightly different times due to the different travel

paths or modes they can follow. This causes narrow optical pulses to be stretched, and places an upper limit of a few tens of megahertz on the rate at which data can be sent through the fiber.

Graded-index fibers are manufactured to reduce the delay problem associated with step-index fibers. Instead of a well defined core/cladding interface, this type of fiber merges the core with the cladding to form a gradual change in refractive index. This causes light rays to curve through the fiber as shown in Fig. 2. Because the light near the cladding travels faster than light in the core, there is considerably less pulse broadening. Accordingly, data rates as high as hundreds of megahertz are possible.

Attenuation of Optical Fibers. The first question most people ask when they learn about optical fiber communications is, "How clear are they?" The answer is *incredibly* clear. If ocean water were as clear as typical communications-grade glass fiber, it would be possible to see clearly the bottom of the deepest depths of the sea.

The attenuation of optical fibers is given in decibels per kilometer (dB/km). Inexpensive plastic fibers such as those used to make optical art displays often have an attenuation of hundreds or thousands of dB/km, so they're practical only for very short-range com-

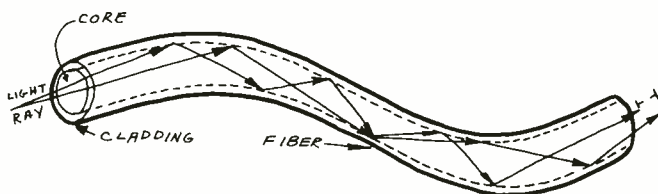


Fig. 1. Light rays in ordinary optical fibre take multiple paths causing narrow pulses to be stretched.

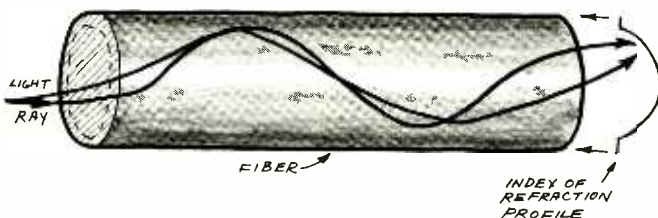



Fig. 2. A graded-index fiber is made so that pulse stretching is considerably less severe, allowing faster data transmission.

munications links of a few meters or less. Communications-grade glass fibers have attenuations ranging from approximately 20 to as little as one dB/km!

A 3-dB/km glass fiber one kilometer long attenuates only half the light injected into one end. In other words, apply one milliwatt of radiation into one end of a 1-km fiber and you'll receive half a milliwatt at the other end. Solid-state detectors can work with signal levels of a



AIM 65

AIM 65 is fully assembled, tested and warranted. With the addition of a low cost, readily available power supply, it's ready to start working for you. It has an addressing capability up to 65K bytes, and comes with a user-dedicated 1K or 4K RAM.

- Thermal Printer
- Full-Size Alphanumeric Keyboard
- True Alphanumeric Display
- Proven R6500 Microcomputer System Devices
- Built-In Expansion Capability
- TTY and Audio Cassette Interfaces
- ROM Resident Advanced Interactive Monitor
- Advanced Interactive Monitor Commands

PRICE: \$375.00 (1K RAM)

Plus \$4.00 UPS (shipped in U.S. must give **street** address), \$10 parcel post to APO's, FPO's, Alaska, Hawaii, Canada, \$25 air mail to Europe, \$45 Australia, Japan, etc.

We manufacture a complete line of high quality expansion boards. Use reader service card to be added to our mailing list, or U.S. residents send \$1.00 (International send \$3.00 U.S.) for airmail delivery of our complete catalog.

RNB ENTERPRISES
INCORPORATED

2967 W. Fairmount Avenue • Phoenix, AZ 85017 • (602) 265-7564

CIRCLE NO. 65 ON FREE INFORMATION CARD

POPULAR ELECTRONICS

EXPERIMENTER'S CORNER
continued

few tens of nanowatts, so it's possible to transmit high-quality data for 10 km or more over a 3-dB/km fiber without the need for a repeater.

It's important to note that optical fibers do not transmit all wavelengths of light equally well. Figure 3, for example, graphically shows the amplitude-versus-wavelength response of two different fibers. Because of the variations in response over a range of wavelengths, it is important to match optical sources with wavelength-compatible fibers. We'll cover the selection of sources and detectors in Part 2 of this series.

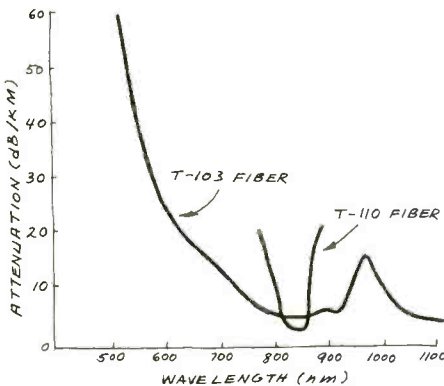


Fig. 3. Spectral response of two ITT communications-grade glass fibers.

Where to Buy Fiber. More than a dozen companies have entered the optical-fiber field, and communications-grade fiber should soon become available to experimenters for considerably less than a dollar a meter. In the meantime, you can purchase fiber from Edmund Scientific Company (Edscorp Bldg., Barrington, NJ 08007). Their catalog lists high-attenuation plastic fibers and 40-dB/km silica fiber. Another source for optical fibers is Math Associates (376 Great Neck Road, Great Neck, NY 11021), which sells communications-grade, low-loss fibers in lengths as short as one meter.

If you have the money and are serious about fiber communications, you can buy unjacketed fiber in minimum lengths of 500 or 1000 meters at prices ranging from 50 cents to \$1.00 per meter. Here are some manufacturers to whom you can write for detailed specifications, prices and shipping information:

ITT Electro-Optical Products Division
7635 Plantation Rd.
Roanoke, VA 24019

Corning
Telecommunication Products Dept.
Corning Glass Works
Corning, NY 14830

Valtec Corporation
West Boylston, MA 01583

Siecor Optical Cables, Inc.
631 Miracle Mile
Horseheads, NY 14845

E.I. Du Pont De Nemours & Co.
Plastic Products and Resins Dept.
Wilmington, DE 19898

Quartz Products Corp.
688 Somerset Street
Plainfield, NJ 07061

Before ordering large reels of fiber, be sure you know exactly what your application is and how you intend to implement it. You should also have spent some time beforehand experimenting with short lengths of fiber to determine if you can work with the material without extraordinary difficulty, and if it can solve your communications problems better than an ordinary wire link.

Cutting Fibers. You can cut plastic fibers with a razor blade or hobby knife, but glass fibers require a more elaborate procedure.

Dr. Watt is no fly-by-night energy saver.

The National Aeronautics & Space Administration holds the basic patent.* Their device was developed to get the highest efficiency possible out of motors which would run on solar energy.

EnerCon, under licence from N.A.S.A., developed Dr. Watt to cut the power used by induction motors of 1/2-hp., or less. The kind that run home appliances. Your refrigerator and freezer. Your washer and sump pump. The power tools you have in your workshop.

Dr. Watt doles out power.

The motors in your home don't need all the power they pull all the time. For example: Your washing machine's motor runs "full blast", even when you're doing a light load, even when the tub's not turning. It doesn't have to pull all that power, but it does. Dr. Watt measures the amount of power needed, cuts it down to the minimum, and delivers only that power to the motor.

Reduce kilowatt hours up to 60%.

Depending on the function of the motor, you can save from 10% to 60% of the power it is using now. The motor will run quieter, cooler, and last longer, too.

Start to save today. Order Dr. Watt now. If you're not satisfied, for any reason, return the unit for a full refund.



Please send me (Number) _____ Dr. Watts @ \$29.95 ea. (Ohio residents add 4 1/2 % sales tax.) Plus \$2.95 postage and handling. \$ _____ Total.
Enclosed find my check money order.
Bill my VISA or Master Charge, Account# _____ Exp. date _____

Name _____

Address _____

City _____ State _____ Zip _____

Or you may order via our TOLL FREE NUMBER:
800-321-3526. Ohio residents call (216) 585-0610.
*Licensed from N.A.S.A. Under Patent #4,052,648

Dr. WATT
EnerCon Inc.
30044 Lakeland Bouvelard
Wickliffe, Ohio 44092
Dept. E-1

CIRCLE NO. 25 ON FREE INFORMATION CARD

T.I./M.M.I. 74LS240 74LS241 74LS243 74LS244 74LS373 74LS374 \$245 LIMIT TO EACH IN STOCK 74S373 74S374 \$325	2708 1024X8 EPRM \$745 450ns AMD, SGS	16K STATIC RAM S-100 MEMORY ADD-ON ** FULLY STATIC OPERATION ** USES 2114 TYPE STATIC RAMS ** +8 VDC INPUT AT LESS THAN 2 AMPS ** BANK SELECT AVAILABLE BY BANK PORT AND BANK BYTE ** PHANTOM LINE CAPABILITY ** ADDRESSABLE IN 4K BLOCKS IN 4K INCREMENTS ** LED INDICATORS FOR BOARD/BANK ** SOLDER MASK ON BOTH SIDES OF BOARD ASSEMBLED & TESTED \$26900
4116 16Kx1 Static RAM MEMORY ADD-ON FOR THE TRS-80 OR APPLE II 8 for \$5995 to 450ns	2716 16K EPROM \$2795 T.I. HIT. INT. 450ns single+5V	2114L 1024x4 Static RAMS 450 ns \$475
8038C VCO Waveform Gen. w/Sine \$265	S-100 16K ADD-ON BARE BOARD WITH DOCUMENTATION AND DETAILED INSTRUCTION BOOK \$2895	LOGIC PROBE KIT \$1795

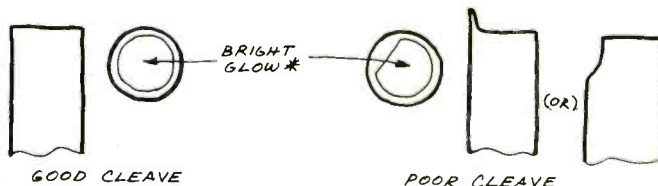
CONCORD COMPUTER COMPONENTS
1971 SOUTH STATE COLLEGE • ANAHEIM, CA. 92806
VISA • MASTER CHARGE (714) 937-0637 MINIMUM ORDER \$10.00
CHECK OR M.D. ADD \$1.50 FOR FRT.
NO C.O.D. We stock and sell over 12,000 types of semi-conductors. CAL. RES. ADD 6%

CIRCLE NO. 13 ON FREE INFORMATION CARD

EXPERIMENTER'S CORNER

continued

Here's how I cut them. First, I carefully strip off any protective coating(s) with a hobby knife. Some fibers are coated with acetate lacquer which can be removed with acetone. (Use acetone only in a well ventilated area and avoid contact with skin.) Next, tape one end of the fiber to your work surface and pull the exposed portion of the fiber over your index finger. Finally, lightly score the fiber over your finger with a carbide glass cutter while applying a small amount of tension to the fiber.



* ASSUMING LIGHT ENTERS OPPOSITE END OF FIBER

Fig. 4. Typical appearances of well and poorly cleaved fibers when viewed under 50-power magnification.

This procedure should result in an almost perfectly flat cleavage plane, but you must confirm this by examining the exposed end of the fiber with a 50-power phono-stylus microscope. Figure 4 shows what you will see when light is passing through the fiber. If the first cut is unsatisfactory, try again. You might even want to experiment with other methods of cleaving the fiber, such as scoring the fiber while simply pulling on the portion not taped to your work table.

Incidentally, be sure to carefully discard bits of fiber removed during cutting procedures. Small-diameter fibers can easily penetrate a finger or a bare foot!

Attaching Fibers to LEDs and Photodetectors. The two principal methods of attaching fibers to LEDs and photodetectors are removable connectors and fiber pigtailed. Removable connectors are expensive, but AMP, Inc. (Harrisburg, PA 17105) has introduced a moderately priced connector which is finding widespread popularity. This connector will probably become available to experimenters in the near future.

Laser diodes and LEDs with factory-installed fiber pigtailed cost hundreds of dollars. Motorola's solution to this problem is a new series of emitters and detectors with integral light pipes which mate with AMP connectors. One of the emitters (MFOD402F) includes a built-in integrated preamplifier. For more information, you can request data sheets for the MFOE102F LED and the MFOD102F and MFOD302F detectors from Motorola (P.O. Box 20912, Phoenix, AZ 85036).

Although I've found AMP connectors the best solution for coupling fibers to LEDs and detectors, I often attach fibers directly to epoxy-encapsulated LEDs. The easiest way to do this is to heat a small awl in a flame and push its hot point through the epoxy all the way to the semiconductor chip that emits the light. You should then test the LED to make sure it has not been damaged and that a bright point of light is visible at the exposed surface of the chip.

For temporary experiments, you can anchor a fiber in the hole using cyanoacrylate adhesive such as Eastman 910. For more permanence, insert the LED in a short length of heat-shrinkable tubing, insert the fiber into the LED (making sure the end has been cleaved properly) and surround the LED and fiber with epoxy. You'll need to hold everything together with tape, clothespins or clamps until the epoxy hardens.

For best results, pulse-modulate the LED and monitor the amplitude of the signal emerging from the opposite end of the fiber while slightly moving the end being cemented to the LED until maximum signal is received. This procedure is very much like tweaking the catwhisker in an old-fashioned crystal radio.

Because LEDs can also function as detectors, you can reverse this procedure as long as the source LED is made from the same type of semiconductor material as the receiver LED. Figure 5 shows a transmitter and receiver circuit you can use to align the fiber.

The procedure outlined above works best with GaAsP red LEDs encapsulated in clear epoxy. The 650-nm wavelength emitted by these diodes transmits well through most glass and plastic fibers, and

YOU CAN TAKE IT WITH YOU!

Quality Sound takes to the road . . . the sky . . . and the ocean!



MK I & IIB

DIMENSION LAB SERIES

We wrote the book on miniature speakers, from Design to Production! Our five models speak for themselves in total performance, styling, and features that are found in no other speakers . . . such as, Solid Walnut Cabinetry, full 12 db crossover network, a specially designed cone with our exclusive rubber surround, and a deep throw speaker basket. These are just a few of the reasons why our Bass is unequalled in the industry. "Dimension Minis" are Proven best by listening test."

Come in for a demonstration and judge for yourself. See and Hear the New Dimension in Sound at Your Local Stereo Dealer.

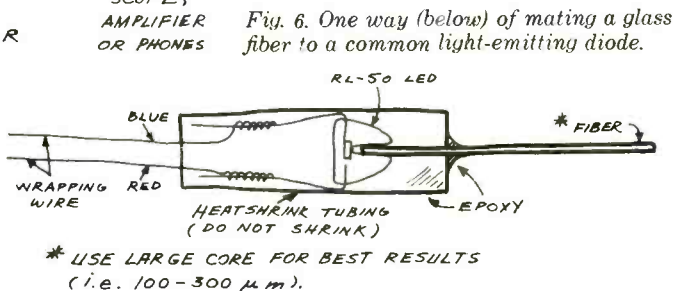
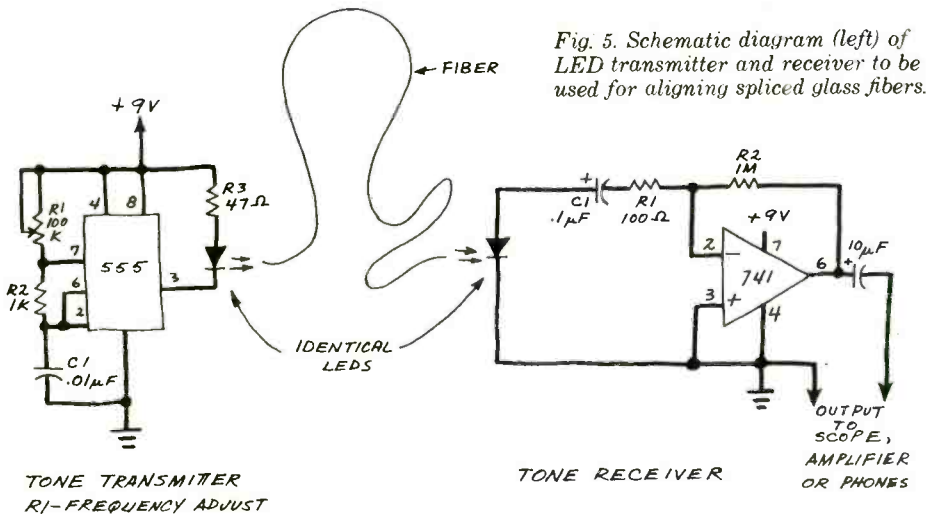
DIMENSION

819 S. Kraemer • Placentia, CA 92670
(714) 630-5440

Representative and Dealer Inquiries Welcome



CIRCLE NO. 15 ON FREE INFORMATION CARD

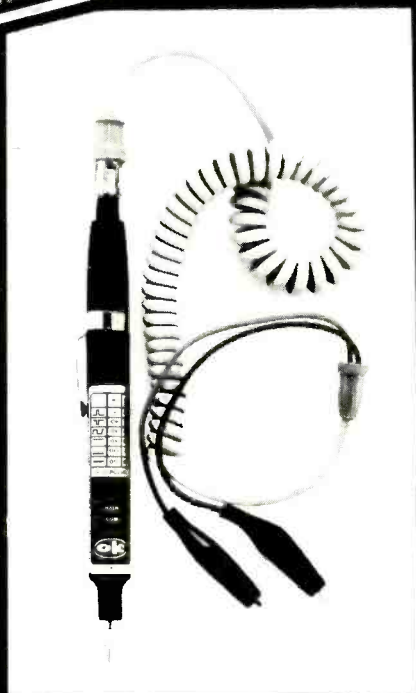


the clear epoxy makes hole formation easier. Litronix RL-50 and RL-55 and Monsanto MV-50 miniature LEDs make excellent sources and detectors. Figure 6 shows a homebrew pigtailed RL-50 LED epoxied in a short length of tubing. Note how the leads are bent back and connected to lengths of wrapping wire.

If you find this procedure too time consuming, you can always try the AMP connectors mentioned earlier. The AMP Optimate single-position, fiber-optic connector is designed for single plastic fibers or bundles of glass fibers. It attaches quickly to an input/output bushing containing receptacle for an LED, photodiode or phototransistor.

To be Continued. In Part 2 we'll discuss fiber splicing and experiment with several pulse-modulated, data-transmission circuits. In the meantime, you can begin experimenting with a working light-wave communicator by turning to the Project of the Month in this issue. ◇

NEW!



PRB-1 DIGITAL LOGIC PROBE

Compatible with DTL, TTL, CMOS, MOS and Microprocessors using a 4 to 15V power supply. Thresholds automatically programmed. Automatic resetting memory. No adjustment required. Visual indication of logic levels, using LED's to show high, low, bad level or open circuit logic and pulses. Highly sophisticated, shirt pocket portable (protective tip cap and removable coil cord).

- DC to > 50 MHz
- 10 Nsec. pulse response
- 120 K Ω impedance
- Automatic pulse stretching to 50 Msec.
- Automatic resetting memory
- Open circuit detection
- Automatic threshold resetting
- Compatible with all logic families 4-15 VDC
- Range extended to 15-25 VDC with optional PA-1 adapter
- Supply O.V.P. to ± 70 VDC
- No switches/no calibration

\$36⁹⁵*

* ADD \$2.00 FOR SHIPPING
(N. Y. CITY AND STATE RESIDENTS ADD TAX)


OK MACHINE & TOOL CORPORATION

3455 Conner St., Bronx, N.Y. 10475 (212) 994-6600 / Telex 125091



NOW—the best in Electronics training can cost you less—

No school, large or small, gives you better electronics training than E.T.I. Nor, at a fairer price. Compare quality, price, service, background. ETI has been training men & women for entry into or advancement in electronics since 1909, utilizing educational techniques of RCA and Sylvania. Only ETI combines Autotext programmed learning, "listen & learn" cassettes and "hands-on" projects designed for learning at home, quickly, easily. Wide course choice.



SEND TODAY for all new FREE catalog or for faster service, use the toll free telephone number below, day or night. No obligation—no salesmen will call.



ETI

ELECTRONICS TECHNICAL INSTITUTE
FOUNDED 1909
153 W. Mulberry St., Dept. 10050
Lancaster, Ohio 43130



FOR FASTER SERVICE -
TELEPHONE FREE 24 HRS A DAY
1 800 621 5809
Illinois residents - 800 972 5858

ETI Home Study, Dept. 10050
153 W. Mulberry, Lancaster, Ohio 43130

Please rush FREE catalog on electronics opportunities, and training. I'm interested in
 Basic Career Specialized
Advanced

NO SALESMAN IS TO CALL ON ME, EVER.

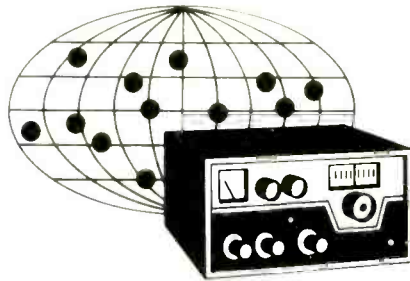
Name _____

Address _____

City/state/zip _____

Ohio Registration NO. 0683H

CIRCLE NO. 24 ON FREE INFORMATION CARD



DX Listening

By Glenn Hauser

WIDER BANDS FOR SHORTWAVE BROADCASTING

DESPITE pessimistic early reports, just before it adjourned the World Administrative Radio Conference in Geneva approved substantial expansion of the international shortwave broadcasting bands. The expansion more or less legitimizes longstanding out-of-band operations, which certain countries have carried out under a regulatory loophole. Crowding on the 6-MHz band and the awful mixture of ham and broadcasting on 7 MHz were not resolved, but higher up it was a different story. Here are the new band limits: 9500-9900, 11650-12050, 13600-13800 (a completely new band), 15100-15600, 17550-17900, 21450-21850, 25670-26100 kHz (the last, a slight loss in a grossly underutilized band).

Canada has also reserved 3950-4000 kHz for domestic broadcasting and 7300-7400 for external broadcasting. The AM band also expands, in steps, up to 1705 kHz by 1990. The new shortwave broadcast bands do not officially take effect until 1989 (except 9 MHz, in 1985), to allow present fixed service occupants plenty of time to move. However, you can be sure many countries will jump the gun in order to establish squatter's rights on new frequencies. This should help alleviate overcrowding on the present bands.

Afghanistan. In August 1979, long before it invaded Afghanistan, the USSR began broadcasting *Radio Afghanistan* domestic programs from three sites in the Soviet Union. As always, no public announcement was made about this, leaving it to the BBC Monitoring Service and other astute monitors, such as Victor Goonetilleke in Sri Lanka, to make the proper deductions. However, for the March and April broadcasting season, USSR registrations filed with the International Telecommunication Union do show three of the four frequencies as targeted on Afghanistan or neighboring countries. At last report, these relays were on 7235 and 6190 kHz in the local mornings; listen at 0125 GMT for tone bursts typical of Soviet transmitter tuneups, and at 0130 for programming. However, during the summer, higher frequencies are likely to be used, perhaps 11710 or 15305. These channels have been fed by a frequency known to be in the "Afghan SSR," 6230 kHz. Both this frequency and 4775 could be monitored in North America around sunrise. *Radio Afghanistan's* only two English broadcasts (see April *POPULAR ELECTRONICS*) remained very difficult to pick up. The next country to be relayed from the USSR might want to reconsider the consequences.

Antarctica. *Radio Nacional Arcángel San Gabriel* suddenly appeared last October on

6029 kHz, with a Spanish broadcast including "Horizontes de Hielo" at 0000-0200 GMT said to be coming from Argentina's Esperanza Army Base at the northern tip of Palmer Peninsula. Though the power was given as only one kilowatt, the station, named for the patron saint of communications weapons, could be heard almost every evening in North America except during the peak of the southern summer when there was too much daylight on the path. Ironically, in November, AFRTS-Washington made a regular seasonal expansion of its broadcasting hours to Antarctica, on 6030, resulting in the wiping out of reception of LRA-36 in North and South America after 0045 GMT.

Argentina made the most of the propaganda value of LRA-36, claiming that it was further confirmation of Argentina's sovereignty over a sizable hunk of Antarctica (which is supposed to be an "international continent"). It was also billed as the world's southernmost radio station, conveniently ignoring AFAN at the U.S. McMurdo Base. For once, Argentina rather than the U.S. can be accused of neo-colonialism.

Australia. Once it was OK for people in China to write letters abroad, *Radio Australia* was inundated with mail from China—130,000 by the end of 1979. This avalanche persuaded the authorities to give the go-ahead to the reconstruction of the Darwin transmitter site, which was destroyed by a cyclone several years ago. Darwin would put an even better signal into China so the station could begin teaching the Chinese to speak Strine (Australian English). Though it obviously lacked the staff to manage its Listeners' Club, it was not until this year that Radio Australia disbanded it, and instituted a new QSL policy, restricting their availability to one month per year, instead of encouraging floods of useless reception reports.

Belize. The 20-kilowatt *Radio Belize* transmitter on 834 kHz has long had a mixed reception in the U.S. WCCO and WHAS, and their listeners, don't like the heterodyne it causes to their adjacent frequencies; DX listeners who can pull it past these two giants welcome a bit of exotica on the AM dial. But its days may be numbered. If 9-kHz spacing is adopted for the Americas, this "split" could be lost. Also, a QSL received by National Radio Club member Lance Sang revealed that the station is phasing out AM in favor of an FM network. But that would introduce some interesting new DX targets. Sporadic E could bounce as far inland as Amarillo, St. Louis and Roanoke, while reception along the Gulf Coast would be relatively common.

(Continued on page 90)



Expand your knowledge Subscribe to **BYTE**

The 1980's are here! The decade of the personal computer has arrived, and BYTE has made it happen! BYTE — the small systems journal devoted to personal computers — has helped usher in the new era. Leading the personal computer revolution, which is already transforming home and personal life, are BYTE's 160,000 enthusiastic readers. Their enthusiasm has made BYTE the largest computer magazine in the world!

To be knowledgeable in the 1980's you need to know how to use personal computers. BYTE is your personal guide to the new era. BYTE tells you how to build, buy, and use computers for fun, practical purposes, and profit. With help from BYTE, you can experiment right in your own home with

graphics, word processing, computer music, speech synthesizers, simulations, robotics, personal data base management, business computing — and hundreds of other fascinating hardware and software applications.

Resolve now to expand your computer knowledge. Subscribe to BYTE!

Call us toll-free
800-258-5485

Fill in and mail the coupon today—Read your first copy of BYTE. If it is everything you expected, honor our invoice. If it isn't, just write "Cancel" on the invoice and mail it back. You won't be billed and the first issue is yours at no charge.

BYTE Subscription Dept. P.O. Box 590 Martinsville, NJ 08836

Please enter my subscription for:

One year \$18 (12 issues) Two years \$32 Three years \$46

Check enclosed entitles me to 13 issues for price of 12 (North America only)

Bill Visa Bill Master Charge Bill me (North America only)

Card Number _____ Expiration _____

Signature _____ Name (please print) _____

Address _____

City _____ State/Province/Country Code _____

Foreign Rates (To expedite service, please remit in U.S. Funds)

Canada or Mexico One year \$20 Two years \$36 Three years \$52

Europe, one year (air delivered) \$32

All other countries, one year (surface delivered) \$32. Air delivery available on request.

7350

Please allow 6-8 weeks for processing.

BYTE[®]
the small systems journal
A MCGRAW-HILL PUBLICATION

© BYTE Publications, Inc. 1980

BIG 2 1/2" DISPLAY **12:59:46**

SOLID STATE CLOCK/CALENDAR KIT
0101 Displays time of day, date or alternates between both automatically. May be connected to 8 ohm speaker for alarm clock. Operates from 120 VAC 60 Hz
\$49.95 Oak case extra, **\$29.95**

UNIVERSAL DESIGNER KIT 6100
 Indispensable aid to digital IC design. 2 pushbuttons, 2 readouts, 4 switch outputs, 8 LEDs, 2 generators, 2 counters, 5V supply pins
 Breadboard extra. \$59.95 assembled
\$49.95
6101 Digital Logic Course **\$29.95**

ASK FOR OUR FREE 8-PAGE CATALOG



14905 N.E. 40th, Redmond, WA 98052 (206) 883-9200

- 0101 SOLID STATE CLOCK CALENDAR KIT \$ 49.95
 - 0101 OAK CASE FOR ABOVE 29.95
 - 6100 UNIVERSAL DESIGNER KIT 49.95
 - 6100 ASSEMBLED DESIGNER KIT 59.95
 - QT 59S BREADBOARD 11.00
 - QT 59B BREADBOARD 2.50
 - 6101 DIGITAL LOGIC COURSE 29.95
- ADD \$2.50 PER ORDER POSTAGE AND HANDLING

NAME _____
 ADDRESS _____
 CITY, ST, ZIP _____
 CARD NO _____ © VISA MSTR CHG
 SIGNATURE _____ P5

CIRCLE NO. 52 ON FREE INFORMATION CARD

AMAZING SCIENTIFIC and ELECTRONIC DEVICES

ALL NEW AMAZING DEVICES NOW AVAILABLE IN CONSTRUCTION PLANS, KITS OR COMPLETED ITEMS
 All plans include itemized parts lists with given sources.

- LASERS-CONSTRUCTION PLANS**
- #SSL1 - POCKET SOLID STATE 9000A \$9.00
 - #LPH2 - POCKET VISIBLE RED OPTICAL VERSION ... \$8.00
 - #RUB1 - RUBY/YAG RAY GUN \$15.00
 - #LC1 - CO2 BURNING CUTTING \$15.00
 - #LBT1 - LIGHT BEAM COMMUNICATORS-1 mile ... \$10.00

- ULTRASDNICS-CONSTRUCTION PLANS**
- #PPF1 - PHASOR PAIN FIELD \$15.00
 - #PSP1 - PHASOR SHOCK WAVE PISTOL \$8.00
 - #PG1 - INVISIBLE PAIN FIELD GENERATOR \$7.00
 - #HT9 - ULTRASONIC LISTENING DEVICE \$10.00

- SCIENTIFIC-CONSTRUCTION PLANS**
- #BTC3 - 250Kv HIGH FREQUENCY TESLA COIL \$9.00
 - #TC4 - 1.5 Million Volt HIGH FREQ TESLA COIL ... \$12.00
 - #IG1 - ION PLASMA & FORCE FIELD Generators ... \$8.00

- SECURITY & PERSONNEL DEFENSE CONSTRUCTION PLANS**
- #TASAR - INFO & PURCHASE PACK-Elect Dart gun \$10.00
 - #SHG4 - SHOCK GUN \$8.00
 - #VWPM5 - VOICE ACTIVATED Wireless Phone Monitor \$10.00
 - #FBT7 - LONG RANGE WIRELESS MIKE \$7.00
 - #SNP2 - SNOOPER PHONE LISTENING DEVICE \$7.00
 - #MMD1 - MOVEMENT AND MOTION DETECTOR \$10.00

For a more complete listing of over 500 different plans, kits and completed products in the fields of LASERS, INFRASDNICS, ULTRASDNICS NUCLEAR HIGH ENERGY FORCE FIELD PLASMA ION CHEMICAL ELECTRONIC and SCIENTIFIC PERSONNEL PROTECTION, SECURITY and SAFETY DEVICES, send \$1 for our catalog to

INFORMATION UNLIMITED, INC
 Dept Q1, P.O. Box 716
 Amherst, N.H. 03031.

CIRCLE NO. 34 ON FREE INFORMATION CARD

DX LISTENING continued.

China. It had to happen. On Jan. 1, *Radio Peking's* domestic program began carrying ads (for foreign merchandise only) to the tune of 70 minutes a day. The cost is \$693 per minute, and those interested should call 868581, ext. 2522, or cable 0731. Peking's lead was followed by regional stations such as Heilongjiang.

Costa Rica. A station which figured in our "Revolution by Radio" article about *Radio Sandino* in *POPULAR ELECTRONICS* last November, *Radio Noticias del Continente*, has become a cause celebre. Its leftist programming aimed at military dictatorships in South America brought strong official protests from Argentina, while Costa Rican authorities hemmed and hawed about what to do about it. It appears that the nominal "owner," Ana Lorena Cartin Leiva, a 29-year-old chemistry student, would hardly have the resources to run such an operation, according to an exposé by Argentinian Roberto H. Iglesias in the *Review of International Broadcasting*. She does happen to have been the secretary of a former owner, Francisco Aguilar Bulgarelli, whom a rival Costa Rican broadcaster labels as "a political friend of Kim Il Sung." Though supposedly a "commercial enterprise with nothing to hide," no ads were carried for many months until some trade-outs appeared with a few leftist publications and businesses. At last check, *TIRLR* was still plugging away on 9615 kilohertz, throughout most of the day and night.

Cuba. During a Christmas visit to *Radio Habana*, we wondered why they weren't broadcasting in English on mediumwave, which could cover much of the US, and reach an entirely different, and presumably larger audience than on shortwave. Less than a month later, *The Voice of Cuba* began a nightly 6-hour block of English (replacing Spanish) on 600 kHz. The programs, which begin at midnight Cuban time (EST/EDT) are similar or identical to those carried at other times from *Radio Habana* on shortwave. And a month after that, the same transmitter began carrying *Radio Moscow* in English all evening long and after 6 a.m., giving Americans for the first time the opportunity of hearing *Radio Moscow* on ordinary AM radios.

In the U.S., because of our relative isolation from other countries, we don't think of the AM band as suitable for international broadcasting, but now the Cubans are proving that it is. However, the Voice of America for many years has been beaming a powerful signal into Cuba on 1180 kHz from the Florida Keys. Turnabout is fair play. But one thing isn't fair: Cuba jams the VOA. By the way, you'll find *Radio Habana* on the top floor of the *Radio Progreso* building. But don't bother looking for signs—there aren't any.

We also discovered that Habana has three active FM stations, *Radio Progreso* on 92.1; *Radio Musical Nacional, CMBF* (classical) on about 93.75; and with a stronger signal, *Radio Enciclopedia*, which seemed slightly above 94.9 and identifies as in stereo on "95". This station, with its easy-listening music and brief informative talks, is heard throughout Habana in public areas, and makes an interesting DX target during tropospheric or sporadic E openings. The ultimate Cuban FM DX would be to pull in the music-only transmitter serving the Varadero Beach resort hotels on 98.4

Even after 100 plays your records will sound BETTER THAN NEW with Lifesaver!

Introducing LIFESAVER™, the multi-purpose record treatment from Audio-Technica. It's a long-term antistatic agent which lasts 100 plays or more. And a record preservative which protects against environmental attack and improves the effectiveness of any wet or dry record cleaner.

But LIFESAVER with DiscProtec™ formula is also a dry lubricant which sharply reduces record-stylus friction. Tests* prove lower harmonic distortion from a disc treated with LIFESAVER after 100 plays than from the first play of an identical untreated record!

Your records will sound cleaner and quieter from the very first play with LIFESAVER. And 50 or even 100 plays later they'll still sound better than new. Just one easy application protects your library for years.

Enjoy better sound today and tomorrow with LIFESAVER! See dramatic proof at your Audio-Technica dealer today. Audio-Technica U.S., Inc., 33 Shiwassee Avenue, Dept. 50P, Fairlawn, Ohio 44313. In Canada: Audio Specialists, Inc., Montreal, P.Q.



LIFESAVER LS-1 with DiscProtec™ formula Treats 60 sides. \$12.95



* From independent lab tests reported by Len Feldman in *Audio Magazine*, February, 1980. Write for your free reprint.



MHz. Spotty reception there indicates its power is on the order of a few watts.


We were not invited to visit the *Radio Moscow* transmitter near Habana (dealt with in this column last August), and indeed for months *Radio Moscow* would not acknowledge that it existed. But last winter, Moscow began to register the appropriate frequencies as coming from Cuba. This opened the door last January for Kevin Mikell to receive the first *Radio Moscow* QSL reported to bear a "via Habana" endorsement.

During our visit, Cuba moved a Habana station from 790 to 1140 kHz, more effectively blocking reception of the Miami Cuban station *WQBA*. Meanwhile, anti-Castro elements in Florida have become more active in clandestine shortwave broadcasts varying around 7080 kHz several evenings per week before and after 9 p.m. local time. Harry Helms reports that two formerly separate operations, *Radio Abdala* and Comandante David's *Radio Libertad Cubana*, now coordinate transmissions and share facilities. The chances that they are actually broadcasting from "a small piece of free territory in the Oriente mountains" of Cuba are rather remote. In February, the FCC cracked down on Cuban clandestine broadcasts from Miami, busting a station called Radio Giron, which was not familiar to DX listeners.

Ecuador. *HCJB* has been experimenting with a 100-watt transmitter, 24 hours a day on 26020 kHz. Results have been remarkable. It's heard regularly in Europe and North America; and Arthur Cushen reports that reception in New Zealand peaks when it's midnight in Ecuador. This is further evidence that most countries have been missing the boat by ignoring the wide-open 11-meter band during the solar cycle peak. Meanwhile, *HCJB* continues its project to homebuild a mammoth 500,000-watt transmitter. To avoid influencing reception reports, they plan to put it on the air for tests later this year without announcing the frequencies and the precise times that it is being used.

Transkei. On Dec. 26, *Capital Radio* went on the air from this "homeland" in South Africa. Patterned after its London namesake, it's not for the blacks of Transkei, but is a private commercial outlet for South Africa. This area has been an extremely difficult one to DX in North America on mediumwave, because South Africa's very few AM stations have a power of only 5 kilowatts. But *Capital Radio* has 500 kW on 603 kHz which ought to make it to North America easily when conditions are favorable; North American 50-kW stations are regularly heard in South Africa. The time to start checking 603 is at the 0300 GMT sign-on (0400 on Saturdays and Sundays). But *Capital Radio* is also on shortwave, the better to serve Cape Town, initially with 10 kW, but to be raised to 50 and then 100. The morning frequency was 3950, but this may be changed seasonally.

U.S.A. Meanwhile, the shortwave scene in this country is becoming less stagnant. A New Orleans FM rocker, *WRNO*, has applied for shortwave, to beam 100 kW of rock and network news northeastward toward Europe. The North Dakota Farmers Union is considering applying for a shortwave station. The World Christian Broadcasting Corp. has bought land



All These Sell-on-Sight Money Makers Can be Made with just One Tool!*

Picture yourself turning out handcrafted things like these — and selling them **for a profit!**

It's easier than you think. You can enjoy hours of pleasure and relaxation making beautiful, useful items from salad bowls to lamp bases. Then, as a bonus reward from your leisure, you can see these things sell — as fast as you make them.

You may have thought it takes too much costly equipment to turn out this kind of professional-looking work. But you're wrong. You no longer need to spend a fortune or clutter your limited workshop space with dozens of cumbersome tools.

Now, there is one unique power tool so versatile, so high in quality, and so easy to use that it's all you need to create instant best sellers.

This remarkable machine is the Shopsmith Mark V. It is so amazingly compact that it takes no more space than a bicycle. But it **outperforms** any combination of power tools you can buy.

The Shopsmith Mark V actually brings you all five of the most important power shop tools you need — a 10" table saw, 12" disc sander, horizontal boring machine, 16½" variable speed drill press, and 34" lathe — in one complete free-standing floor unit.

Each tool is powered by the same rugged heavy duty, precision-built motor so the Mark V costs you far less than five individual tools.

It's easy to make sell-on-sight items with the one tool that's right for all your jobs! The Shopsmith Mark V is versatile and easy to operate. After only about an hour's

practice, you'll find yourself changing operations from set-up to set-up in less than 90 seconds.

What's more, you'll be able to "borrow" functions and set-ups from one tool to enhance the capabilities of the other tools. And you can add accessory tools and functions later as you need them. So your Mark V can grow right along with your woodworking business . . .

Send for your FREE information.

Mail the coupon today. We'll send you all the information on the amazing 5-in-1 tool — the Mark V. The information is absolutely free and without obligation. We'll also tell you how you can actually use the amazing Mark V in your own home without risking a single penny.



The tool to start with . . .
the system you grow with!

*Some hand tool work will be necessary



Shopsmith Inc.

Dept. 2388
750 Center Drive
Vandalia, Ohio 45377

Yes! Please mail me your FREE Information Kit on the Shopsmith Mark V. I understand there is no obligation.

Name _____

Address _____

City _____

State _____ Zip _____

ON THE CUTTING EDGE...

80 microcomputing ^{T.M.}

The magazine for today's biggest selling microcomputer. Innovative and informative, *80 Microcomputing* is full of programs, applications and valuable reviews of software and hardware that will save you money. Subscribe:

Enclosed is: \$15 for 1 year \$36 for 3 years Bill me

Name _____

Address _____

City _____ State _____ Zip _____

Canada: \$15 per year US funds; other foreign: \$26 per year US funds. Please allow 6-8 weeks for delivery.

80 Microcomputing / POB 981 / Farmingdale NY 11737

705BP

CIRCLE NO. 23 ON FREE INFORMATION CARD

PARTS MASTERS STOCKING DISTRIBUTOR



10 MHZ DUAL TRACE
OSCILLOSCOPE
MODEL—302 LEADER

Sensitivity calibrated
Bandwidth DC or 2Hz to 10MHz
Time Base Calibrated: 1µS to 0.2S per div.



3 1/2 DIGIT LAB DMM
MODEL B & K 2830

0.5% DC Accuracy
Autozeroing
100µV, 100 nA, .01 ohm resolution

PARTS MASTERS, INC.

P.O. Box 684 Pinebrook, N.J. 07058
(201) 227-7797

Send for full catalog

CIRCLE NO. 55 ON FREE INFORMATION CARD

SAVE!

MONEY • TIME • FREIGHT

♪ QUALITY STEREO EQUIPMENT
AT LOWEST PRICES.

♪ YOUR REQUEST FOR QUOTA-
TION RETURNED SAME DAY.

♪ FACTORY SEALED CARTONS—
GUARANTEED AND INSURED.

♪ SAVE ON NAME BRANDS LIKE:

PIONEER	SANSUI
KENWOOD	DYNACO
SHURE	SONY
MARANTZ	KOSS

AND MORE THAN 50 OTHERS
BUY THE MODERN WAY
BY MAIL—FROM

ia
illinois audio

BANK CARDS ACCEPTED

12 East Delaware
Chicago, Illinois 60611
312-664-0020

CIRCLE NO. 33 ON FREE INFORMATION CARD

on Alaska's Kenai Peninsula where they hope to install a 250-kW shortwave transmitter.

WYFR has abandoned its old Scituate, Mass. site, where even the towers have come down. Installations continue at the new Family Radio site near Okeechobee, Florida. The goal is a total of 10 transmitters. Another language, Italian, has been added; coming soon are a 24-hour "eastern Canada" service also audible in the USA and a broadcast to Cuba requiring a new high-angle antenna.

The *Voice of America* had no broadcasts in Persian until last year. It took the hostage crisis for VOA to be able to multiply its programs for Iran and other critical countries in the Middle East. VOA is so inadequately funded that only a crisis will generate the necessary government concern. Meanwhile, VOA does not bother to broadcast to such 'safe' areas as France, Germany, Italy, Spain, Japan in their own languages. If one of these countries were to become hostile to the U.S., then the VOA would consider talking to them as well.

U.S.S.R. Though *Radio Moscow's* "news" is supposed to be live on the World Service, if not on the overnight North American Service, all its programming suffers from a lack of spontaneity. But twice a year, *Radio Moscow* broadcasts a *live* event—coverage of the big military parades in Red Square, on Nov. 7, the anniversary of the October Revolution, and on May Day. While you won't hear any speculation from this source on the latest pecking order in the Soviet leadership implied by the positioning of dignitaries, nor any commentary on Soviet military capability beyond the official line, this kind of broadcast is still a novelty on *Radio Moscow*. I heard it last November, and had a real sense of being there, as Gen. Ustinov and his troops hollered greetings back and forth across the square. Frequencies aren't known much in advance, but may be announced during the preceding few days; or if you scan the bands shortly before 0700 GMT on May 1, you should find this live coverage on separate frequencies in English, Russian, and perhaps even Chinese.

By the way, even before the threat of Olympic boycotting arose, *Radio Moscow* was making no promises that it would air any significant Olympic coverage, since it was assumed that it could be seen throughout the world on color TV.

Publications. *An Alternative Programming Strategy for International Radio Broadcasting*, by Kim Andrew Elliott, is a major new work in a neglected field. It examines the effectiveness of the "traditional programming approach" we are all familiar with, compared to an "alternative programming approach" exemplified by Rudy Espinal and "This is Santo Domingo." The 196-page PhD. thesis is available in print or microfilm via University Microfilms (inquire at any large library).

Information Sheet. This free list is all you need to become an "insider" in shortwave listening and DXing, not for the information it contains, but because it refers you to many other sources of information. It's yours for a self-addressed stamped envelope (from abroad, mint stamps equivalent to 31¢ are accepted; 17¢ in Canada), to Glenn Hauser, University Radio WUOT, Knoxville, TN 37916. We cannot promise a personal reply to specific questions. ♦

POPULAR ELECTRONICS

REVERSE IC SOCKET

BY GENE NELSON

Home-brew adapter simplifies correcting mirror-image wiring errors

CHANCES are that many of you have had the following experience. An experimenter builds a complicated analog or digital circuit using printed circuit techniques, even thoughtfully installing sockets for the integrated circuits. But he wires the project for the *mirror image* of the proper IC pinouts! This error can be caused by mistakenly laying out the bottom of the board using a top-view pinout. It can also occur if the negative is inadvertently flipped before the etching process is begun.

Faced with this problem, the unfortunate experimenter has heretofore had only a few options, as follows. Discard the board and start from scratch; remove the IC, unsolder the socket, and solder the IC to the bottom of the board; or, leave the IC and socket in place but carefully cut the necessary foils and compensate for the inversion by soldering insulated jumper wires.

The "Reverse Socket" described here provides the experimenter with a much simpler solution. It's a home-brew socket adapter which inverts the mirror image again, thereby cancelling out the error. An easily and inexpensively constructed project, the Reverse Socket can be assembled using a DIP IC socket and commercial socket adapter or a small piece of perforated board and Vector type T-44 pins. If the inverted board contains more than one DIP IC, as many Reverse Sockets as are needed can be built.

Construction. The illustration reveals that if the incorrect pinout is transposed about the center line, the correct pinout is obtained. Accordingly, the Reverse Socket is constructed by mounting a "correct pinout" socket above an "erroneous pinout" socket adapter, both in-

terconnected ("incorrect" pin 1 to correct pin 1, etc.) with short lengths of insulated hookup wire.

A 16-pin DIP socket adapter, such as Cambion Model 3728-01-03-00 can be used, or one can be made from a small piece of perforated board whose holes are 0.1 inch (2.5 mm) apart and 16 Vector type T-44 pins. A length of hookup wire is soldered to each socket adapter pin. The author wanted to keep his Reverse Sockets as compact as possible, so he used 0.5-inch (1.3-cm) lengths of Kynar insulated No. 30 wire with 0.1 inch (2.5 mm) of insulation removed from each end. Kynar insulation was found to be preferable to PVC plastic because of its greater tolerance to heat.

ing of the socket adapter and socket, the author used wire having red insulation for one set of eight pins and wire with black insulation for the other set. He also recommends the use of tweezers and a soldering iron with a fine tip.

Be sure to check for inadvertent shorts caused by touching conductors, solder bridges, etc. The socket/socket adapter combination can then be made one rigid assembly by cementing small plastic sheets to the sides of the socket and socket adapter.

Use. The author's completed Reverse Socket adds 5/8 inch (1.6 cm) to the height of the IC with respect to the surface of the printed circuit board. In most



When incorrect pinout is transposed about the centerline, correct pinout is obtained.

When removing the insulation, take care not to nick the wire. Tin all surfaces before soldering. A "third hand" will make the task of soldering much easier. The "hand" can be either a commercial pivoting vise or a miniclip attached to one end of a length of No. 14 copper wire, the other end of which is secured to the work surface.

Place pieces of 1/16-inch (1.6-mm) diameter heat-shrinkable tubing 3/16 inch (4.8 mm) long over each socket adapter pin to prevent shorting. Next, bend the leads of a low-profile IC socket 45 degrees toward the center line of the socket and solder the free end of each jumper to the appropriate pin. To eliminate confusion during the crossover wir-

cases, there will be sufficient clearance between the board and the top of the enclosure to accommodate the adapter. In particularly crowded enclosures, however, the height of the pc board spacers might have to be reduced accordingly.

This same basic idea can be used with any size or shape of IC socket, assuming that an appropriate socket adapter can be purchased or home brewed. Other types of foil layout errors can be corrected by interconnecting the socket and adapter to cancel them.

Naturally, one should make sure the board will be etched correctly *before* the process is begun. But should anyone unwittingly make such a mistake, this is an easy way to correct the error. ♦

CLEAR-CHANNEL AM STANDARD BROADCAST STATIONS

Courtesy of General Electric Co.

Frequency (kHz)	Class I - A Assignment	Frequency	Station	Frequency	Station
640	KFI, Los Angeles, CA	760	WJR, Detroit, MI	1020	KDKA, Pittsburgh, PA
650	WMS, Nashville, TN	770	WABC, New York, NY	1030	WBZ, Boston, MA
660	WNBC, New York, NY	780	WBBM, Chicago, IL	1040	WHO, Des Moines, IO
670	WMAQ, Chicago, IL	820	WBAP, Forth Worth, TX	1100	WWWE, Cleveland, OH
700	WLW, Cincinnati, OH	830	WCCO, Minneapolis, MN	1120	KMOX, St. Louis, MO
720	WGN, Chicago, IL	840	WHAS, Louisville, KY	1160	KSL, Salt Lake City, UT
750	WSB, Atlanta, GA	870	WWL, New Orleans, LA	1180	WHAM, Rochester, NY
		880	WCBS, New York, NY	1200	WOAI, San Antonio, TX
		890	WLS, Chicago, IL	1210	WCAU, Philadelphia, PA

DISCOUNT PRICES!

**Top Quality
Money-Back Guarantee
All Factory Prime**

MICROPROCESSOR IC'S

Z-80	8.95	6800	6.75
Z-80A	10.95	6802	11.50
8080A	5.50	6502	9.50
8085A	11.95	6504	9.50
Z8001	189.00	6505	9.50
Z8002	139.00	2901	8.95

MICROPROCESSOR SUPPORT IC'S

8212	2.49	Z80-PIO	6.95
8214	3.90	Z80A-PIO	8.25
8216	2.49	Z80-CTC	6.95
8224	2.95	Z80A-CTC	8.25
8226	2.25	Z80-DMA	24.95
8228	4.75	Z80A-DMA	32.95
8238	4.90	Z80-SIO/D	33.95
3251	5.95	Z80A-SIO/D	37.95
8253	19.50	Z80-SIO/1	33.95
8255	5.70	Z80Z-SIO/1	37.95
8257	19.50	Z80-SIO/2	33.95
8259	19.50	Z80A-SIO/2	37.95
6810	4.75	6860	8.95
6820	3.90	6520	6.75
6821	3.90	6522	9.75
6850	4.10	6532	19.95
6852	3.90	6551	13.75

MEMORY • RAMS • PROMS • EPROMS

2114L-450 ns	4.50	2101-450 ns	1.95
2114L-200 ns	5.95	21L02-250 ns	1.10
4044-450 ns	4.25	21L02-450 ns	.99
4116-200 ns	7.95	2111-450 ns	2.95
4116-150 ns	12.95	2112-450 ns	1.95
4096-5	3.50	2147-85 ns	19.95
MCM 6604 AC	3.50	2708-450 ns	8.95
AM 9060 CDC	2.95	2716-450 ns	25.95
5101-3	4.95	2732-450 ns	79.95

SOUND GENERATORS

SN76477	Complex Sound Generator	2.49
AY-3-8910	GI Sound Gen (Add \$3.00 for manual) 64 Pgs	11.95

UARTS

AY-5-1013A	3.95	AY-3-1015A	5.10
AY-3-1014A	6.50	TR1602A	3.50

LINEAR

LM 301N-8	32	LM 340T Series	1.15
LM 301AH	32	LM 387N-8	.99
LM 307N-8	25	LM 393N-8	.99
LM 307H	25	LM 3900N-14	.58
LM 308H	75	LM 3909N-8	.99
LM 311N-8	59	LM 7390C-14	.99
LM 319H	90	LM 741CN-14	.19
LM 320K Series	1.35	LM 747CN-14	.59
LM 320T Series	1.15	RC 1556NB-8	1.25
LM 323K	4.95	LM 4250CH	.95
LM 339N-14	.98	CA 3130T	2.25
LM 340K Series	1.35	LM 4136N-14	.95
		LM 383T	1.25

SOCKETS

Low Wire Wrap #3			Low Wire Wrap #3				
Profile	Gold	Tin	Profile	Gold	Tin		
8 Pin	14	49	29	22 Pin	28	99	69
14 Pin	16	57	37	22 Pin	16	99	70
16 Pin	20	61	41	24 Pin	36	110	85
18 Pin	.10	89	59	28 Pin	39	139	110
20 Pin	28	99	69	40 Pin	55	175	140

SPECIALS OF THE MONTH

While Supply Lasts

ECL 10146L RAM 1024X1-29 ns	6.95
AM 3705 PMOS 8-Ch Multiplexer	8.95
MM 500H Dual 25-Bit Shift Register	4.9
TR1671 Asyn/Sync Receiver - Transmitter	16.95
95H90 Hi-Speed Div. 10/11 Prescaler	10.95
MCTE Dual Opto Isolator 1500V	.99
ICL 7107 CPL 3 1/2-Digit A/D Conv LED	11.50
AY-5-2376 Keyboard Encoder 88 Keys	10.50
AY-5-3600 Keyboard Encoder 90 Keys	9.95
1488 or 1489 Liner Driver/Receiver	.99
18-Pin Low Profile Sockets End Stackable	10

HOW TO ORDER - Pay by check, credit card, or C.O.D. Foreign pay in U.S. Funds. Order by phone or mail \$10.00 minimum. Prices valid thru last day of cover date. Shipping - \$2.00 (on the first 7 lbs. For surface and \$35. for ea. add'l lb. For air add \$1.00 for each add'l lb. Foreign - Add \$10. for shipping and handling. C.O.D.'s add \$1.85. Guaranteed satisfaction or your money back. We reserve the right to limit quantities; some items subject to prior sale. We are not responsible for typos. SEND FOR OUR FREE FLYER. Contains complete list of 74LS00 IC's.

**Components
Express, Inc.**

1380 E. Edinger, Unit PE
Santa Ana, CA 92705
(714) 558-3972

"Have you kissed your computer lately?"

CIRCLE NO. 11 ON FREE INFORMATION CARD

Computer Club Directory

(Continued from April 1980 issue)

Pennsylvania

The Central Pennsylvania Computer Club
1979 Crooked Oak Drive
Lancaster, PA 17601

Delaware Valley Chapter, SCCS
1228 Barrowdale
Rydal, PA 19046
Att: Martin Dimmerman

Kim-1/6502 User Group
109 Centre Ave.
Morristown, PA 19401
Att: Eric C. Rehnke

Northeast Computer Assoc.
834 Fowler Street
Philadelphia, PA

PET User Group
POB 371
Montgomeryville, PA 18936
Att: Gene Beals

Philadelphia Area Computer Society
La Salle College
Science Bldg.
20th & Olney Ave.
Philadelphia, PA 19141
Att: Dick Moberg or Jon Bondy

Philadelphia Area Club
404 Quince Street
Philadelphia, PA 19147

Pittsburg Area Computer Club
400 Smithfield Street
Pittsburg, PA 15222
Att: Fred Kitman

St. Thomas District
HS Computer Club
1025 Braddock Ave.
Braddock, PA 15104

Wilkes College
Computer Club
Math Dept.
Wilkes-Barre, PA 18703
Att: Eric Jansen

Puerto Rico

Caribbean Computer Club
52 Kings Court, 4A
Santurce, Puerto Rico 00911

Rhode Island

Rhode Island Computer Hobbyists (RICH)
POB 599
Bristol, RI 02809
Att: E.D. Iannuccillo

South Dakota

RCA 301 Users Group
RR2, POB 585
Rapid City, SD 57701
Att: Jay Roman

Texas

Alamo Computer Enthusiasts
7517 Jonquil
San Antonio, TX 78233
Att: John Stanton

Central Texas Computer Association
508 Blueberry Hill
Austin, TX 78745

Computer Hobbyist Group of North Texas
POB 1344

2377 Dalworth, No. 157
Grand Prairie, TX 75050
Att: Bill Fuller

El Paso Computer Group
213 Argonaut, #27
El Paso, TX 79912

Houston Amateur Microcomputer Club
(HAMCC)
4223 S. W. Fwy., #203
Houston, TX 77707
Att: David M. Fogg

Houston Amateur Microcomputer Club
POB 37102
Houston, TX 77036,

JSC Computer Hobbyist Club
NASA LBJ Space Center
Houston, TX 77058
Att: W. Jenkins

MITIBUBUS
3845 LeBleu Street
Beaumont, TX 77707

NASA-JSC Computer Hobbyist Club
1011 Davenport
Seabrook, TX 77586
Att: Marlowe Cassetti

Northside Computer Group
5819 Brenda
San Antonio, TX 78240

Panhandle Computer Society
2923 S. Spring
Amarillo, TX 79103
Att: Tex Everett

Permian Basin Computer Group
Ector County School
POB 3912
Odessa, TX 79760
Att: John Robenaldt

Texas A&M University Microcomputer Club
POB M-9
AggieLand Station, TX 77844

Texas Computer Club
Rt. 1 Box 272
Aledo, TX 76008
Att: L.G. Walker

Theater Computer Users Group
Theater Sources, Inc.
4712 Northway Drive
Dallas, TX 75206

Utah

Salt Lake City Computer Club
2925 Valley View Ave
Holladay, UT 84117


Virginia

Amateur Radio Research & Development Corp.
(AMRAD)
1524 Springvale Ave.
McLean, VA 22101
Att: Paul L. Rinaldo

Charlottesville Computer Hobbyist Club
1928 Arlington Blvd #209
Charlottesville, VA 22903

Crystal City Computer Club
3008 Mosby Street
Alexandria, VA 22305
Att: Russell E. Adams

Grandfather's Clock Was Never Like This!



If you love contemporary design but want the more traditional, here is *the* clock for you. In creating our own version of the ever popular Grandfather Clock, we use the electronic eye to display each second, minute, and hour, and also the simulated pendulum motion.

The diagonal model which has no simulated pendulum is available for wall mounting or with base as a desk clock.

Our synthesized sounds composed of tic toc, modified Westminster Chimes and Bongs are available for any **AMELECT** clock. The chimes and bongs are composed of six frequencies, providing realistic bell sounds. They are totally within clock cabinet.

The **AMELECT** clocks, cabinets may be your choice of Cherry, Mahogany, Maple, or Walnut hardwoods.

Assembled Kit Base

CL7401A Diagonal	\$75.00	\$55.00	\$8.00
CL7402 Grandpa	\$95.00	\$71.50	
Chimes	\$45.00	\$39.00	

Shipping and Handling, \$4.⁰⁰

To order write or call

Allow 4 to 6 weeks for delivery

AMELECT

INCORPORATED

Postoffice Box 367

GOODLAND, INDIANA 47948

Phone 219-297-3320

CIRCLE NO. 3 ON FREE INFORMATION CARD

MAY 1980

COMPUTER CLUBS

continued

Dyna-Micro Users Club
POB 1053
Lexington, VA 24450
Att: Dr. Frank A. Settle, Jr.

IBM 5110/5100 Users Group
5541 Parliament Dr., Suite 104
Virginia Beach, VA 23462
Att: Richard E. Easton

Microcomputer Investors Association
2415 Ansel Ct
Reston, VA 22091
Att: Jack Williams

Peninsula Computer Hobbyist Club
2 Weber Lane
Hampton, VA 23663
Att: Larry Polis

Roanoke Valley Computer Club
2026 Wynmere St. S.W.
Roanoke, VA
Att: Lee Yosafat

Tidewater Computer Club
677 Lord Dunmore Dr.
Virginia Beach, VA 23462
Att: Dawson Yeomans

Washington-Baltimore Computer Hobbyist Club
7711 Elba Rd.
Alexandria, VA 22306
Att: Richard Rubinstein

West Virginia

West Virginia Computer Society
167 Iroquois Trail
Ona, W. VA 25545
Att: Bill English

Washington

Apple Core Computer Club
220 N. 2nd St. #17
Yakima, WA 98901
Att: Jerry Stazinski or Russell Miller

Hex's Users Group
36012 Military Rd. S
Auburn, WA 98002
Att: Charles C. Worstill

Northwest Computer Society
POB 4193
Seattle, WA 98104

Wisconsin

Durant Computer Club
901 S. 12th Street
Watertown, WI 53094
Att: Bill Shier

Wisconsin Area Tribe of Computer Hobbyists
(WATCH)
POB 159
Sheboygan Falls, WI 22306
Att: Don Stevens

FOREIGN COUNTRIES

Canada
Apple-Can
2180 Yonge St
Toronto, Ont., Canada
Att: Peter R. Zacharkiv

Association of Computer Experimenters (ACE)
220 Cherry Post Dr
Mississauga, Ontario
Canada L5A 1H9
Att: Ken Bevis

British Columbia Computer Society
203-1625 W. 13th Ave
Vancouver, British Columbia
Canada V6J 2G9
Att: Karl Brackhaus

Canadian Computer Club
203 7th East
Saskatoon, Saskatchewan
Canada S7H 0W9
Att: Ian McLean

(Continued on page 98)

A Word About Creative Computing

You might think the term "creative computing" is a contradiction. How can something as precise and logical as electronic computing possibly be creative? We think it can be. Consider the way computers are being used to create special effects in movies - image generation, coloring, and computer driven cameras and props. Or an electronic "sketchpad" for your home computer that adds animation, coloring and shading at your direction. How about a computer simulation of an invasion of killer bees with you trying to find a way of keeping them under control?

Creative Computing is the number 1 magazine of applications and software. By "application" we mean whatever can be done with computers, **ought** to be done with computers, or **might** be done with computers.

No magazine carries more on personal computing applications than **Creative Computing**. Recent issues have carried:

- * 6 articles on investment analysis
- * 11 on word processing
- * The complete listing of Adventure
- * 7 articles on artificial intelligence
- * 4 on controlling household devices
- * Comparison of 26 single board computers
- * Comparison of 6 personal computers
- * 22 Educational applications
- * 18 Games and simulations
- * 9 Animation and graphics techniques
- * 30 Evaluations and reviews of systems and software packages
- * 4 articles on communications networks

Plus regular columns on the TRS-80, Apple, Pet, intelligent games, software, book reviews and new products.

Shouldn't you be subscribing to **Creative Computing**? A one-year (12 issues) subscription costs only \$15 or protect yourself against inflation and order 3 years for \$40. Visa, MasterCard and American Express are welcome.

Send order and payment to **Creative Computing**, Attn: Pamela, P.O. Box 789-M, Morristown, NJ 07960 or call our toll-free hot line:



[800] 631-8112

(in NJ call 201-540-0445)

creative computing

CIRCLE NO. 14 ON FREE INFORMATION CARD

SEE YOUR DEALER TODAY

DEMAND THE ORIGINAL

'Firestik'[®]

"THE FUEL-SEEKER"

**DON'T TAKE NO FOR AN ANSWER!!
THE #1 WIRE-WOUND AND MOST
COPIED ANTENNA IN THE WORLD!**

CB

Rugged, Shatterproof Fiberglass
Antennas and accessories for marine, RV,
truck, auto, van and motorcycles, etc.
SIX COLORS
Clear, Spun-Gold,
Silver-Gray, Black, Red and White.



Watch for the New Film
'SMOKEY and the BANDIT II'
starring **BURT REYNOLDS**
and **'Firestik' Antennas!**

A TOUCH OF CLASS!

Outside
Vehicle
Inside
Vehicle



RIDERUNNER[®]
SINGLE MIRROR
RAIL OFF-SIDE MOUNT KIT

SEND FOR FREE CATALOG

'Firestik[®] Antenna Company
2614 East Adams/Phoenix, AZ 85034

Name _____
Street _____
City _____
State _____ Zip _____

Serving the CB and
Communications Market Since 1962.

5-YEAR REPLACEMENT WARRANTY

CIRCLE NO. 54 ON FREE INFORMATION CARD

GET YOURS FREE



**PAIA's 1980 CATALOG
NEW IDEAS IN MUSICAL
ELECTRONICS**

**PLEASE RUSH MY
FREE 1980 CATALOG**

name _____
address _____
city _____ state _____ zip _____

PAIA ELECTRONICS, Dept. 5-P 1020 W. Wilshire, Oklahoma City, OK 73116

CIRCLE NO. 53 ON FREE INFORMATION CARD

COMPUTER CLUBS

continued

Canadian Computer Club
861 11th St.
Brandon, Manitoba
Canada R7A 4L1
Att: G. Pearson

Kitchener-Waterloo Microcomputer Club
E2-3354 Electrical Engineering Dept.
University of Waterloo
Waterloo, Ontario
Canada N2L 3GL
Att: Roger K. Sanderson

Microcomputer Encounter Group
207-885 Old Esquimaux Rd.
Victoria, BC
Canada V9A 4W9
Att: Varghese Cherian

Montreal Area Computer Society
4100 Kindersley Ave., Apt. 22
Montreal, Quebec, Canada

Ottawa Computer Society
POB 13218
Kanta, Ontario
Canada K2K 1X4
Att: W. Mitchell

Société d'Informatique Amateurs du Québec
CP 9242
Sainte-Foy, PQ
Canada G1V 4B1
Att: Gilles Paillard

Toronto Amateur Computer Users Society
(TACUS)
3 The Wynd
Islington, Ontario, Canada
Att: Kevin Crowston

Toronto Region Association of Computer
Enthusiasts (TRACE)
POB 545
Streetsville, Ontario
Canada L5M 2C1
Att: Ross Cooling

Japan
Japan Microcomputer Club
Kikaishinko-Kaikan, JEIDA
5-5-8 Shiba-Koen, Minato-Ku
Tokyo, Japan
Att: Kojiyada

Professor Haruhisa Ishida
University of Tokyo
2-11-16 Yoyoi, Bunkyo-ku
Tokyo, Japan

Netherlands
Hobby Computer Club
Delftsekada 12
2266 AJ Leidschendam
Netherlands
Att: Dick Barnhoorn

New Zealand
Infofile
POB 27-206B
Mount Roskill
Auckland, New Zealand

United Kingdom
Amateur Computer Club
7 Dordells
Basildon, Essex
England
Att: Mike Lord

British Amateur Electronics
11 Hazelbury Dr.
Warmly, North Bristol
England
Att: J.G. Margetts

Computer Workshop
174 Ifield Road
London SW10 9AG, England

To have your club listed in an addendum
to this Directory, send information to:


Computer Club Directory

POPULAR ELECTRONICS
One Park Ave.
New York, NY 10016

PUT THE REAL LIFE ACTION OF OUR TOWN IN YOUR SHIRT POCKET!

Six channels of local as it happens excitement packed inside "the smallest high-performance scanner package in the world" Four bands of scanning action! 15 channels per second scanning! Big scanner features like built-in Scan Delay, Channel Lockouts and Manual Channel selection. Patented Track Tuning on UHF bands. The Four-Six ThinScan[™] is small enough to slip easily into a shirt pocket or purse. Now you can take all the excitement of police, fire and emergency broadcasts anywhere you go.

Measures 2 3/4 x 6 1/2 x 1". Rubber ducky antenna included. Frequency range: 33-47, 152-164, 450-508 MHz. List price is \$179.95, but from Communications Electronics[™] your cost is only \$119.00. These accessories are also available for your Four-Six ThinScan[™] scanner. SP50 AC Adapter \$12.00. SP51 Battery Charger \$12.00. SP57 Carrying case with belt clip \$15.00. B-4 1.2 V AAA NiCad's (pack of 4) \$15.00. A-135 cc Crystal certificate \$4.00 each. Add \$5.00 per scanner for U.P.S. ground shipping in the continental U.S. or \$9.00 for even faster U.P.S. air shipping. Add \$3.00 for all accessories ordered at the same time. Order now by credit card. Call our number below.




Bearcat[™]
FOUR-SIX THINSCAN[™]

**COMMUNICATIONS
ELECTRONICS[™]**

854 Phoenix □ Box 1002 □ Ann Arbor, Michigan 48106 U.S.A.
Call TOLL-FREE (800) 521-4414 or outside U.S.A. (313) 994-4444
CIRCLE NO. 1 ON FREE INFORMATION CARD

The world of electronics gee-wizardry



-YOURS FREE.

32-pages of test instruments — from the latest digital multimeters to the famous EICO scopes. Security systems. Automotive and hobbyist products. Kits and assembled. EICO quality. EICO value. For FREE catalog, check reader service card or send 50¢ for first class mail.

EICO[®] 108 New South Road
Hicksville, N.Y. 11801

CIRCLE NO. 22 ON FREE INFORMATION CARD



"If you already own a Scientific Calculator, I'll show you how to become a Math Wizard in 10 days! Step up your job skills. Impress your colleagues. Get the answer FIRST in your next conference."

Quickly and easily you'll be doing real math:

- Triangles/Trigonometry
- Algorithms/Functions
- Sequences/Series
- Differential Calculus
- Differential Equations
- Integral Calculus
- Limits/Continuity
- Areas and Volumes
- Logarithms/Exponentials
- Curves/Polar Coordinates

**'Quick 'Guaranteed
'Easy 'And fun, too!**

All this with the Scientific Calculator you now have! Now you can step up your math skills fast, even if you think you've forgotten the math you once knew.

Send for my new, proven-effective method in guidebook form. It's entitled *CALCULATOR CALCULUS* and comes with this firm money-back guarantee: *If after 10 days you're not absolutely astounded at the problems you're solving on your Scientific Calculator, send the guidebook back for a full and immediate refund of your money.* No questions asked.

But the point is -- you won't want to send it back. For here is the easiest and fastest shortcut ever.

Let me introduce myself. My name is Dr. George McCarty. I teach math at the University of California, Irvine. This new guidebook is the result of the recognized need to cut through the confusion. It does just that through WORKED-OUT EXAMPLES, SIMPLE EXERCISES and PRACTICAL PROBLEMS.

The very day you receive your copy in the mail, you'll want to put it to work. It's that exciting and helpful. Even people who have not tackled math problems in years find it easy to follow. What's more, it's fun!

HERE'S HOW YOU WILL BENEFIT

Need to evaluate functions, find their zeros, differentiate and integrate them, even solve differential equations? It's all here.

If you're in the biological, social or physical sciences, you'll be doing Bessel functions, carbon dating, Gompertz' growth curves, half-life, future value,

marginal costs, motion, cooling, probability, pressure -- and plenty more.

Important numerical techniques? They're here, too -- rational and Padé approximation, bracketing, continued fractions, Euler's method, Heun's method, iteration functions, Newton's method, predictor-corrector, successive substitutions, Simpson's method and synthetic division.

LOOK AT WHAT USERS SAY

Professor John A. Ball of Harvard College (author of the book *Algorithms for RPN Calculators*) writes: *"I wish I had had as good a calculus course."*

Professor H.I. Freedman of the University of Alberta, writing in *Soc. Ind. Appl. Math. Review*, states: *"There can be no question as to the usefulness of this book...lots of exercises...very clearly written and makes for easy reading."*

C.B. of Santa Barbara, CA says: *"Your book has given me much instruction and pleasure. I do not hesitate to recommend it. 'CALCULATOR CALCULUS' is a book that inspires the reader to understand everything down to the last detail. You seem to have put your heart into the teaching part of good writing."*

No matter your work -- educator, practitioner, or just someone who enjoys the Scientific Calculator and wants to do more with it -- you'll find *CALCULATOR CALCULUS* a joy.

MONEY-SAVING OFFER

If you studied this method in a Seminar, you'd have to pay around \$500. Even a run-of-the-mill calculus text today costs about \$20. But, for a limited time, you can invest in *CALCULATOR CALCULUS* for only \$14.95, shipping paid. I use the word "invest" because it will pay for itself fast. (Tax deductible for professionals.)

NO RISK WHATEVER

Order your copy today. Write the words *'CALCULATOR CALCULUS'* on a slip of paper and send it along with your check or money order. Be sure to give me your complete mailing address. If you want to charge it to your Visa or MasterCard account, include your Card No. and the Expiration Date. California residents please add 6% sales tax; foreign add \$2 Airpost.

Prompt shipment guaranteed. If after 10 days you're not astounded at the problems you're solving, send the book back for a full and prompt refund. Remember, you don't risk a cent.

Discover just what you can do with your Scientific Calculator by sending for *CALCULATOR CALCULUS* today! Thank you.

©1980 EduCALC Publications, Dept. E
Box 974, Laguna Beach, California 92652
Toll-free Credit Card orders 800-854-0561
(in Calif., 800-432-7257) -- ext. 845 -- Dept. E

Put Professional Knowledge and a COLLEGE DEGREE in your Electronics Career through

HOME STUDY

Earn Your DEGREE

No commuting to class. Study at your own pace, while continuing your present job. The Grantham home-study program leads first to the A.S.E.T. and then to the B.S.E.T. degree. Our free bulletin gives full details. Write for *Bulletin ET-80*.

Grantham College of Engineering
2500 So. LaCienega Blvd.
Los Angeles, California 90034

GRANTHAM'S FCC LICENSE STUDY GUIDE -- 377 pages, 16 FCC-type practice tests, 1465 questions with answers and discussions -- covering third, second, and first class radiotelephone license exams. Preparation for each separate class of license is presented in a separate section of the book. \$15.75 postpaid. Order from:

GSE Publications

P. O. Box 35499, Los Angeles, Calif. 90035

NOW! For the first time . . . a clear, concise, understandable book on the Earth's most promising energy source.

Solar Electricity Only \$6.95 Ppd.

140 EASY-TO-READ FACT FILLED PAGES

Loaded with charts, graphs, pictures of actual solar installations -- by World's Foremost Authority SOLAREX

Most books and articles on Solar Energy are either jam packed with mind-boggling technical jargon, or they're so basic you can't find what you really want to know.

Here for the first time -- is a definitive study of all the real (not blue sky) applications of solar. written by the world's leading experts -- but written in everyday language so you can understand and put to work the real, significant benefits of Solar electricity in scores of practical ways, both large and small. Must reading for everyone from the casual enthusiast right up to the trained solar professional.

Nine Clear, Concise Chapters

Covers everything from a glossary of solar electric terms, how to use cells and practical solar electric generators, to the rapidly exploding variety of industrial,

educational, consumer, and military applications. It also includes solar electric projects, commercially available accessories the use of solar cells as light sensors rather than as power sources, and much, much more.

Don't take our word for it!

Take your time. In fact -- take two full weeks. Order the book. Read it. See if you don't completely agree that this is the best Solar electric summary you've ever read. If not -- simply return the book and we'll refund your money by return mail or credit your account.

Use handy coupon below or phone 301-948-0202.

Dealers' inquiries invited.
STOCK NO. 37005DE. . . \$6.95 Ppd.



Only \$6.95 Ppd

COMPLETE AND ORDER TODAY

SOLAREX CORP. CPD-Dept. 100 DE 1335 Piccard Drive, Rockville, MD 20850

Please send me _____ copies of "Guide to Solar Electricity" @ \$6.95 each \$ _____
Shipping & Handling \$1.00

VISA MASTER CHARGE TOTAL _____
(Md. resident please add 5%)

Enclosed is _____ check, _____ M O in amount of \$ _____

Charge to my * VISA MASTER CHARGE

Account No. (Interbank No.) _____

Signature: _____

Name _____

Address _____

City _____ State _____ Zip _____

SOLAREX Corporation CPD-Dept. 100 DE 1335 Piccard Drive, Rockville, MD 20850

Visa/Master Charge credit cards accepted

301-948-0202

Minimum Order \$15 (Two or More Books)

*Minimum Order \$15

CIRCLE NO. 71 ON FREE INFORMATION CARD

Software Sources

Leslie Solomon
Technical Director

TRS-80 CP/M. Working with CBASIC and all other CP/M programs, this TRS-80 Mod-II CP/M requires no changes in the operating codes. Source and object files will both work on the system and programs from other CP/M code suppliers will be fully compatible. \$249.95. MPU, P.O. Box 808, San Carlos, CA 94070 (Tel: 800-824-7888).

Catalogs of Interest. Software Dynamics, 2111 W. Crescent, Suite G, Anaheim, CA 92801 (Tel: 714-635-4760) features SDOS, a 6800 Operating System; EDIT, a general-purpose context editor; MAL, a 6800 Assembler; IDB a 6800 interpretive debugger; SD BASIC V1.3, a business BASIC; a chess program compiled by SD BASIC; an I/O package; and a relocating assembler. Future programs include a relocating debugger for 6800/6809 and a link editor for the 6800/6809.

The Bottom Shelf, Inc., P.O. Box 49104-C, Atlanta, GA 30359 (Tel: 404-939-6031) features TRS-80 Level-II programs including: Checkbook II that has a five-column screen display with a field for alphanumeric codes. Screen prints can be made to a line printer, or diskette (\$18.50); Information System, a data base manager that allows up to 40 characters per category and 200 characters per page (\$24.50); and Exerciser allows user to create physical fitness goals and analyzes progress toward the goal (\$12.50). Other software available includes BASIC Toolkit, System Doctor and Terminal Control, Business Mail List, Data Base Manager, Check Register Accounting System and Analysis Pad, and Library 100.

Microware Systems Corp., P.O. Box 4865, Des Moines, IA, 50304 (Tel: 515-265-6121). The 6800 software available includes A/BASIC, a true 6800 BASIC compiler which is ROMable. The A/BASIC Interpreter is source-compatible, extremely fast and implemented as an incremental compiler. It may be used as a text editor for the A/BASIC Compiler. The A/BASIC Source Generator is an optional enhancement for the A/BASIC Compiler (disk version only) to permit it to produce assembly language listings and source programs. This firm also has a LISP Interpreter and 6800 Chess.

Surveyor Package. For use with CP/M and BASIC, this program includes traverse (open or closed) with sideshots, stadia reduction, universal triangle solutions, volume by aver-

(continued on page 102)

kilobaud

MICROCOMPUTING

MAKE YOUR MOVE NOW

...to receive the magazine that gives you more articles for your money than any other publication in the field. Subscribe today.

Enclosed is: \$18 for 1 year \$45 for 3 years Bill me

Name _____

Address _____

City _____ State _____ Zip _____

Canada - \$18 in US funds for one year; other foreign \$26 one year in US funds. Please allow 6-8 weeks for delivery.

Kilobaud Microcomputing / POB 997 / Farmingdale NY 11737 ^{705BP}

kilobaud

MICROCOMPUTING T.M.

THE ENCYCLOPEDIA OF MICROCOMPUTING

CIRCLE NO. 38 ON FREE INFORMATION CARD



**Level II, 16K
TRS-80* \$669.⁰⁰**

Keyboard not included.

*A trademark of Radio Shack and Tandy Corp.

Smart Terminal Package...

Level II, 4K; CAT MODEM; RS-232C Port;
Parallel Printer Port; ST80 UC Term Software.

\$899.⁰⁰

TO ORDER:
1-800-258-1790

HARDSIDE

QUESTIONS:
(603) 673-5144

6 South Street, Milford, NH 03055

CIRCLE NO. 29 ON FREE INFORMATION CARD

ASK FOR OUR FREE CATALOG!

For more information on advertised products, equipment tested, etc., circle appropriate number on postpaid Free Information Card.

THE MICROCOMPUTER MART

COMPUTER RETAIL STORES

MICROCOMPUTER MART RATE: 1" x 1 Column (1-5/8") \$125. 1-1/2" x 1 Column (1-5/8") \$187.50. 2" x 1 Column (1-5/8") \$250.00. For frequency rates, please inquire. **GENERAL INFORMATION:** Advertising copy must be typewritten or clearly printed. Payment must accompany copy except when ads are billed on credit cards—American Express, Diners Club, Master Charge, VISA (supply Expiration date)—or when ads are placed by accredited advertising agencies. Ads are not acknowledged. They will appear in the first issue to go to press after closing date. Closing date: 1st of the 2nd month preceding cover date (for example, April issue closes February 1st). Send order and remittance to MicroComputerMart. **POPULAR ELECTRONICS**, One Park Avenue, New York, NY 10016. For inquiries, contact (212) 725-3485.

ILLINOIS

midwest microcomputer

- All your business & personal computer needs.
- Extensive Software & Peripherals Stock.

708 S. Main St.
Lombard, IL 60148
(312) 495-9889

CALIFORNIA

OHIO SCIENTIFIC

Get The Catalog & Our Low Prices
Data Products Maintenance
128 N. Garfield Ave.
Monterey Park, CA 91754
(213) 573-5991 (714) 994-4180

The Original ByteShop

1415 W. El Camino Real
Mountain View, CA 94040
(415) 969-5464

OHIO SCIENTIFIC MICRO-COMPUTERS

A.A. Office
Equipment Company
15296 E. 14th St.
San Leandro, CA 94578
(415) 357-1737

FREE! software catalog for Apple II

SALES • SERVICE • LEASING
of
APPLE • ATARI • DEC
Plus all PERIPHERALS & SUPPLIES
Open Tuesday through Sunday
VISA and MASTERCARD

RAINBOW COMPUTING, INC.
9719 Reseda Blvd.
Northridge, Ca 91324
(213) 349-5560

GEORGIA

Radio Shack DEALER COMPUTER CENTER MICRO MANAGEMENT SYSTEMS



Up to 15% Discount
on TRS-80's

We have the highly reliable
Lobo Disk Drive in stock!

Mini-Mall—Downtown Shopping Center
Cairo, Georgia 31728
(912) 377-1120

As a Radio Shack® Authorized Sales Center owned & operated by Pan American Electronics, Inc., we can sell them for less. *No taxes* collected on out-of-state shipments. *We pay shipping & insurance.*

TOLL FREE 800/531-7466
Texas & Main No.
512/581-2765
1117 Conway
Mission, Texas 78572

OHIO

BAND-ORCH, INC.

Complete Ohio
Scientific Line

337 East State Street
Alliance, Ohio 44601
(216) 821-2600
VISA/Master Charge

MICHIGAN

5 1/4" + 8" Diskettes, \$2.99 ea. (Boxes of 10)
O.S.I. II-OEM 48K, AMCAP Software,
Reg. \$3,874. Now \$2,995.
CROMEMCO SYS-3, 64K, Dual Sided 8"
Reg. \$6,990. Now \$5,695.

Other Discounts as well Shipping Extra.
Rt. 1, Box 193
Berran Springs
Michigan 49103
(616) 429-3034

THE ABACUS

TEXAS

LOOK!! TRS-80* Computer Owners MEGASAVINGS!

- Brand new Percom mini-disk systems: Single Drive — \$325. Double-Drive — \$650. Triple-Drive — \$975.
- 16K-Byte Memory: 8 prime 4116 ICs — \$64.95

Introductory prices good for a limited time only. Prices do not include shipping, or sales tax if applicable.

CALL Toll-free 1-800-527-4196

ACCESS UNLIMITED

315 N. Shiloh - Ste. D1 - Garland, TX 75042
(214) 494-0206

NEW JERSEY

COMPUTER MART OF NEW JERSEY

501 Route 27
Iselin, N.J. 08830
(201) 283-0600

CM The
Microcomputer
People®

NEW HAMPSHIRE

As advertised in
80 Microcomputing &
Kilobaud Microcomputing Magazines

TRS-80 16K LEVEL II

FREE CATALOG \$730⁰⁰ plus frt.

MAIL ORDER MICRO
POB 427 • Merrimack, NH 03045
DEPT P5 603-824-3041

SUNDRIES AND NOTIONS FOR USERS OF FLOPPY DISKS FROM THE SOFTWARE SUPERMARKET

(e.g. Apple, Pet, TRS-80, North Star, Heathkit, etc.)



FLIPPY DISK KIT

Template and instructions to modify single side 5 1/4" diskettes for use of second side in single sided drives.

\$12.50



HEAD CLEANING DISKETTE

Cleans the drive read/write head in 30 seconds. Diskette absorbs loose oxide particles, fingerprints and other foreign particles that might hinder the performance of the drive head. Lasts at least three months with daily use. Specify 5" or 8"

\$20. each \$55. for 3

FLOPPY SAVER

Protection for center holes of 5 1/4" floppy disks. Only 1 needed per diskette. Kit contains centering post, pressure tool, tough 7-mil mylar reinforcing rings. Installation tools and rings for 25 diskettes.


\$14.95

\$7.95 (Re-orders of rings only)

Please send me the following:

Item	Price

C.O.D. Credit Card
Master Charge or Visa #
Shipping/handling charges extra



Lifeboat Associates, Inc.
2248 Broadway N.Y. N.Y. 10024
(212) 580-0082 Telex 220501

Name _____ Address _____
City _____ State _____ Zip _____

PROJECT OF THE MONTH

Light-Wave Voice Communicator

BY FORREST M. MIMS

THIS MONTH'S project is an amplitude-modulated light-wave voice communicator that you can assemble from inexpensive, readily available components. You can use the communicator to send and receive high-quality voice signals over distances of hundreds of feet through the atmosphere or through an optical fiber "waveguide."

The Transmitter. The transmitter, which is shown schematically in Fig. 1, employs a 741 op amp as a high-gain audio amplifier which is driven by a microphone. The output of the 741 is coupled to *Q1*, which serves as the driver for a LED. Potentiometer *R1* is the amplifier's gain control. Miniature trimmer resistor *R6* permits adjustment of the base bias of *Q1* for best transmitter performance.

Gain control *R1* can be eliminated if *C1* and *R2* are connected directly to pin 2 of the 741. For maximum sensitivity, increase the value of *R2* from one to ten megohms and use a crystal microphone with a large diaphragm such as the Radio Shack Model 270-095. The miniature crystal microphones sold by many parts suppliers will also work, but they generate less output.

If you prefer, fixed resistors *R5* and *R7* and potentiometer *R6* can be replaced with two fixed resistors after *R6* has been adjusted for best transmitted voice quality. Disconnect *R5* from +9 volts and *R7* from ground, measure the resistance between the wiper of *R6* and the disconnected ends of *R5* and *R7*, and substitute fixed resistors having similar values.

The transmitter works best with near-infrared emitting GaAs, GaAlAs and GaAs:Si LEDs. GaAsP red LEDs can also be used, but they emit considerably less optical power and therefore are best suited for optical fiber links.

Whichever LED you select, it is important to limit its forward current to a safe operating level. A reasonable range of quiescent current is from 10 to 40 milliamperes. High-level audio inputs will raise the current substantially. Resistor *R8* determines the quiescent current, and its resistance should be 100 or more ohms. In my prototype, 330 ohms gave a standby current of 22 milliamperes.

For best results, insert a millimeter between the emitter of *Q1* and the LED's anode and substitute a 1000-ohm potentiometer for *R8*. Adjust the potentiometer until the desired current level is achieved. Then remove the pot, measure its resistance, and replace it with a fixed resistor.

The Receiver. The light-wave receiver, which is shown in Fig. 2, consists of a 741 operated as a preamplifier and an LM386

power amplifier. Potentiometer *R2* is the gain control.

You can use various kinds of detectors as the front end of the receiver. Phototransistors are very sensitive, but they do not work well in the presence of too much ambient light. Note that a 100,000-ohm series resistor is required if you use a phototransistor. Solar cells and photodiodes work well. So do LEDs of the same semiconductor as the transmitter.

An interesting aspect of using LEDs as detectors is that, although they are not as sensitive as phototransistors, they are much less sensitive to the adverse swamping effects of ambient light. Using a LED as a detector also means you can switch the LED's anode between the input of the receiver and the output of the transmitter to form a light-wave voice transceiver capable of bidirectional communications

through a single optical fiber. Of course, you'll need two complete transceivers to fully use this operating mode.

Going Further. This transmitter and receiver system will send voice across a room without the need for external optics. For ranges of hundreds of feet, you must use a lens to collimate the light from the LED. You must also use a lens to collect and focus light on the receiver's detector. For more information on the use of lenses and related subjects, see *Light-Beam Communications* (F. Mims, Howard W. Sams & Co., 1976).

It's difficult to align the invisible beam from an infrared transmitter LED, but you can eliminate this problem and communicate around corners by using an optical fiber. See this month's "Experimenter's Corner" for more about this subject. ♦

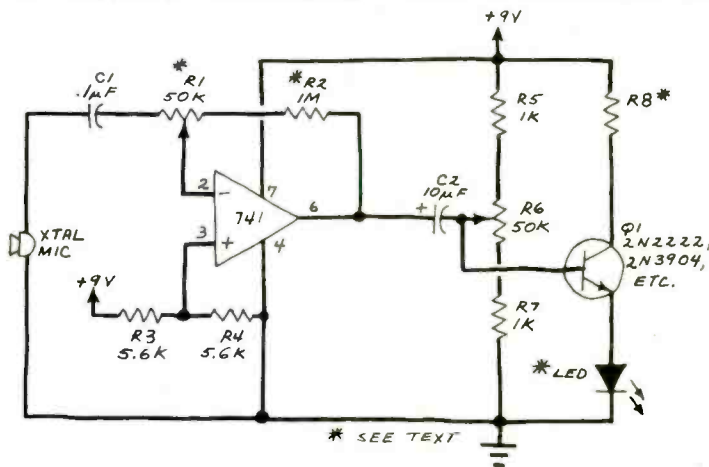


Fig. 1. Schematic of a light-wave voice transmitter.

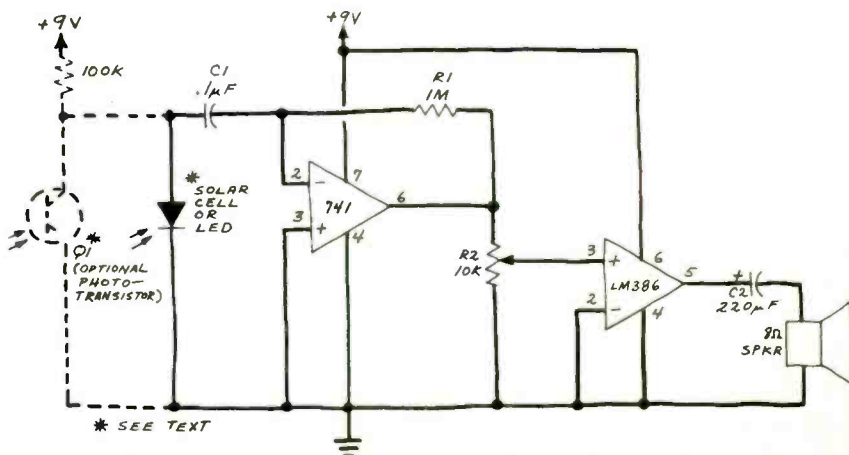


Fig. 2. A light-wave receiver to go with the transmitter.

BULLET ELECTRONICS PO BOX 401244 P GARLAND TEXAS 75040

SE-01 Sound Effects Kit 17.50

The SE-01 is a complete kit that contains all the parts to build a programmable sound effects generator. Designed around the new Texas Instruments SN76477 Sound Chip, the board provides banks of Mini-DIP switches and pots to program the various combinations of the SLF Oscillator, VCO Noise, One Shot, and Envelope Controls. A Quad Op Amp IC is used to implement an Adjustable Pulse Generator, Level Comparator and Multiplex Oscillator for even more versatility. The 3 x 5 PC Board features a prototype area to allow for user added circuitry. Easily programmed to duplicate Explosions, Phasor Guns, Steam Trains, or almost an infinite number of other sounds. The unit has a multitude of applications. The low price includes all parts assembly manual, programming charts and detailed 76477 chip specifications. It runs on a 9V battery (not included). On board 100mW amp will drive a small speaker directly or the unit can be connected to your stereo with incredible results! (Speaker not included)

- 76477 CHIP IS INCLUDED. EXTRA CHIPS \$2.95 EACH
- \$17.50 LESS SPEAKER & BATTERY

From TI TL490 BAR/DOT DRIVER IC. Drives 10 LED's with adjustable analog steps. Units are cascadable up to 10 (100 steps). Drives LED's directly Great for voltage, current, or audio displays. Similar in features to LM3914 with specs and circuit notes

2.95 **NEW!**



NEW! ZAP Bang
Clang Tweet



AY-3-8910 PROGRAMMABLE SOUND GENERATOR

The AY-3-8910 is a 40 pin LSI chip with three oscillators, three amplitude controls, programmable noise generator, three mixers, an envelope generator, and three D/A converters that are controlled by 8 BIT WORDS. No external pots or caps required. This chip hooked to an 8 bit microprocessor chip or Buss (8080, Z80, 6800 etc) can be software controlled to produce almost any sound. It will play three note chords, make bangs, whistles, sirens, gunshots, explosions, bleats, whines, or grunts. In addition, it has provisions to control its own memory chips with two IO ports. The chip requires +5V @ 75ma and a standard TTL clock oscillator. A truly incredible circuit.

\$14.95 W/Basic Spec Sheet (4 pages) 60 page manual with S-100 interface instructions add several programming examples, \$3.00 extra

POTENTIOMETER ASSORTMENT

A mix of new panel mount 3/8" bushing pots in various values. Some dual some with switches

10 2.00

1/2W RESISTOR ASSORTMENT

A good mix of 5% and 10% values in both full lead and PC lead devices. All new, first quality

*Ass't 1 200 pieces 2.00

SLIDE SWITCH ASSORTMENT

An outstanding bargain. Includes miniature and standard sizes and multi-position units. All new first quality name brand switches. Try one pack and you'll reorder more. SPECIAL - 12 for \$1.20 (Assortment)

PARTS

301 OP AMP 8 LEAD CAN	31.00
723 VOLT REG 10 LEAD CAN	39
723 IN PIN DIP	39
*13741 TEST INPUT 741 MINI DIP	3.10
30,000 @ 15V COMPUTER GRADE	2.10
2N4402 PNP COMPLEMENT	8.10
2N4628 P U T - W/SPECS	1.00
LM380 2W AUDIO IC W/SPECS	2.50
LM337 DUAL LM330 W/SPECS	5.95
LM3900 QUAD NORTON AMP	6.95
LM324 QUAD OP AMP	5.95
7812 1A 12V REG	6.95
*7815 VOLT REG 1A 15V	6.00
IL1-1 OPTO ISOLATOR MINI DIP	5.00
*MEM 631 DUAL GATE MOSFET	4.95
DIODE PROTECTED SIMILAR	10 40573
MV1624 VARICAP DIODE 10 PFD	49
IN5146 VARICAP DIODE	39
17 PFD NOM 31 84740	39
IN4001 1A 200V DIODE	15.10
TI790 TAB PNP POWER	3.10
*MCI3515 FM IF DISC IC	30

*INDICATES ITEM IS HOUSE NUMBERED

LEDS

JUMBO GREEN	4 89
JUMBO RED	5 89
MEDIUM RED (1/2)	16
MEDIUM GRN OR YELLOW	16
BI-POLAR LED	51
TWO COLOR RED/GRN	51

- NO C O D 'S
- SEND CHECK M O OR CHARGE CARD NO
- PHONE ORDERS ACCEPTED ON VISA AND MASTERCARD ONLY (214) 278-3553
- ADD 5% FOR SHIPPING
- TX RES. ADD 5% STATE SALES TAX
- FOREIGN ORDERS ADD 10% (EXCEPT CANADA) (20% AIRMAIL) U S FUNDS ONLY



Electronics Library

HANDBOOK OF AUDIO CIRCUIT DESIGN

by Derek Cameron

Bridging the gap between theory and basic design practices in audio, this book is written for the reader who has completed a course in basic electronics. It begins with an overview of basic design principles and proceeds through the principles of general audio-circuit design and then into amplifier planning and implementation. Important coverage includes both positive- and negative-feedback, bias stabilization, and output arrangements.

Published by Reston Publ. Co., Inc., Reston, VA 22090. Hard cover. 225 pages. \$17.95.

MOBILE RADIO SERVICING MADE EASY

by Leo G. Sands

Servicing two-way mobile radio equipment can be a lucrative pursuit, but only if you know what you are doing. This book can get you started. Its seven clearly and concisely written chapters contain a wealth of information

for those who are getting or merely thinking of getting started in mobile radio servicing. Starting with a chapter devoted to servicing requirements, the book goes on to detail required licenses, technical skills, and test equipment required; equipment inspection; performance measurements; and alignment and tuneup. The last two chapters are devoted to troubleshooting and field servicing. The book closes with a glossary of terms commonly used in mobile radio.

Published by Howard W. Sams & Co., 4300 West 62 St., Indianapolis, IN 46268. Soft cover. 144 pages. \$4.95.

TOWERS' INTERNATIONAL OP AMP LINEAR-IC SELECTOR

by T.D. & N.S. Towers

This handy reference book lists important electrical and mechanical specifications and substitutes for almost 4500 domestic and foreign linear ICs. It begins with a general introduction to basic op-amp theory, followed by tabulated listings of the devices. Seven appendices are included. The first four explain tabulation coding, op-amp terms, manufacturer codes, and manufacturer house numbers. The final three appendices contain tabulation codes for device applications, case outlines and pinouts, and codes for pinout connections. A good one-source reference book for op amps and other linear ICs with op-amp characteristics.

Published by Tab Books, Blue Ridge Summit, PA 17214. Soft cover. 190 pages. \$7.95.



HOBBYWORLD[®] ELECTRONICS

19511 Business Ctr. Dr. Dept P5 Northridge, Ca. 91324

SEND FOR FREE FLYER FEATURING:

Page after page of exciting products. Computerized toys and games, personal computers, disk drives, integrated circuits, semiconductors. Add new dimension to your Apple, Atari, TRS-80, etc. with our special application boards and comprehensive software library. Hundreds of products available at terrific HOBBYWORLD prices.

Our line of name brand products include: ATARI, EXIDY, COMPUCOLOR, MATTEL, COLECO, ENTEX, FIDELITY, CALIFORNIA COMPUTER SYSTEMS and more, more, more. Circle our reader service number or write/phone for your free illustrated flyer today!

Call Toll-Free: USA (800) 423-5387

In Calif: (800) 382-3651

Local & Outside USA: (213) 886-9200

Your #1 Mail-Order Computer Store!

CIRCLE NO 32 ON FREE INFORMATION CARD

POPULAR ELECTRONICS

DIGI-KEY TOLL FREE 1-800-347-4444

CORPORATION
Quality Electronic Components
MN., AK., HI. RESIDENTS 218-681-6674

DON'T FORGET OUR DISCOUNTS WHEN ORDERING PRICES

I.C.'s • RESISTORS • TRANSISTORS • CAPACITORS • DIODES • I.C. SOCKETS & PINS • SWITCHES
CLOCK MODULES • OPTOELECTRONICS • BREADBOARD & TESTING DEVICES • DRAFTING SUPPLIES
DATA BOOKS • HEAT SINKS • WIRE • TOOLS... AND MORE... WRITE FOR FREE CATALOG

TEXAS INSTRUMENTS I.C. SOCKETS

SOLDER TAIL DIP SOCKETS

- Low profile
- Face grip design for maximum retention force
- Redundant contact points
- "YOUR CHOICE - TIN OR GOLD"
- (Minimum of 25 microinch gold only on gold sockets)

TIN INLAY SOLDER TAIL
Series C-31, Min. 100 Microinch Tin Inlay

Part No.	Description	1	10	100
C3101	8 pin solder tail kit	10	68	8.00
C3102	14 pin solder tail kit	10	78	9.00
C3103	16 pin solder tail kit	10	88	10.00
C3104	18 pin solder tail kit	10	98	11.00
C3105	20 pin solder tail kit	10	108	12.00
C3106	22 pin solder tail kit	10	118	13.00
C3107	24 pin solder tail kit	10	128	14.00
C3108	26 pin solder tail kit	10	138	15.00
C3109	28 pin solder tail kit	10	148	16.00
C3110	30 pin solder tail kit	10	158	17.00

WIRE WRAP DIP SOCKETS

Standard profile

Universal mounting and
removal - no special tools required

Contacts compatible with:
- 20 pin DIP
- 28 pin DIP
- 32 pin DIP
- 36 pin DIP
- 40 pin DIP
- 44 pin DIP
- 48 pin DIP
- 52 pin DIP
- 56 pin DIP
- 60 pin DIP
- 64 pin DIP
- 68 pin DIP
- 72 pin DIP
- 76 pin DIP
- 80 pin DIP
- 84 pin DIP
- 88 pin DIP
- 92 pin DIP
- 96 pin DIP
- 100 pin DIP

TIN PLATED WIRE WRAP

Series C-31, Min. 100 Microinch Tin Inlay

Part No.	Description	1	10	100
C3101	8 pin wire wrap kit	10	68	8.00
C3102	14 pin wire wrap kit	10	78	9.00
C3103	16 pin wire wrap kit	10	88	10.00
C3104	18 pin wire wrap kit	10	98	11.00
C3105	20 pin wire wrap kit	10	108	12.00
C3106	22 pin wire wrap kit	10	118	13.00
C3107	24 pin wire wrap kit	10	128	14.00
C3108	26 pin wire wrap kit	10	138	15.00
C3109	28 pin wire wrap kit	10	148	16.00
C3110	30 pin wire wrap kit	10	158	17.00

MOLEX I.C. SOCKET PINS

Series C-31, Min. 100 Microinch Tin Inlay

Part No.	Description	1	10	100
C3101	8 pin Molex pin	10	68	8.00
C3102	14 pin Molex pin	10	78	9.00
C3103	16 pin Molex pin	10	88	10.00
C3104	18 pin Molex pin	10	98	11.00
C3105	20 pin Molex pin	10	108	12.00
C3106	22 pin Molex pin	10	118	13.00
C3107	24 pin Molex pin	10	128	14.00
C3108	26 pin Molex pin	10	138	15.00
C3109	28 pin Molex pin	10	148	16.00
C3110	30 pin Molex pin	10	158	17.00

TEXAS INSTRUMENTS GOLD EDGEBOARD CONNECTORS

Reliable, Cost-Efficient Contact Design

- 30 (nickel) to 75 (solder tail) micro-inches gold inlay over a nickel diffusion barrier.
- Copper-nickel-in Cu-75 alloy.
- Interfered contact design.
- Pre-soldered, cantilever spring design.
- Contacts are user removable.

NOTE: - Dimensions shown are the center-to-center measurement between adjacent contacts.

RELIABLE, COST-EFFICIENT CONTACT DESIGN

30 (nickel) to 75 (solder tail) micro-inches gold inlay over a nickel diffusion barrier.

Interfered contact design.

Pre-soldered, cantilever spring design.

Contacts are user removable.

NOTE: - Dimensions shown are the center-to-center measurement between adjacent contacts.

TEXAS INSTRUMENTS GOLD EDGEBOARD CONNECTORS

Reliable, Cost-Efficient Contact Design

- 30 (nickel) to 75 (solder tail) micro-inches gold inlay over a nickel diffusion barrier.
- Copper-nickel-in Cu-75 alloy.
- Interfered contact design.
- Pre-soldered, cantilever spring design.
- Contacts are user removable.

NOTE: - Dimensions shown are the center-to-center measurement between adjacent contacts.

TEXAS INSTRUMENTS GOLD EDGEBOARD CONNECTORS

Reliable, Cost-Efficient Contact Design

- 30 (nickel) to 75 (solder tail) micro-inches gold inlay over a nickel diffusion barrier.
- Copper-nickel-in Cu-75 alloy.
- Interfered contact design.
- Pre-soldered, cantilever spring design.
- Contacts are user removable.

NOTE: - Dimensions shown are the center-to-center measurement between adjacent contacts.

NATIONAL SEMICONDUCTOR DATA BOOKS

2-50 741 SCREW 1.50
2-50 741 SCREW 1.50
2-50 741 SCREW 1.50
2-50 741 SCREW 1.50
2-50 741 SCREW 1.50
2-50 741 SCREW 1.50
2-50 741 SCREW 1.50
2-50 741 SCREW 1.50
2-50 741 SCREW 1.50
2-50 741 SCREW 1.50

TIME-TEMPERATURE PROGRAMMABLE MODULE

USER PROGRAMMABLE FOR:

- 12 or 24 Hour Display
- 1° and 0.1° C, as well as virtually any number of temperature sensors
- Fixed or floating scale format, time, seconds, alarm, sleep and lamp test
- 50/60 Hz line frequency operation

MA1076 (Min. 100 Microinch Tin Inlay)

THE "PROGRAMMABLE" CLOCK MODULE

USER PROGRAMMABLE FOR:

- 12 or 24 Hour Display
- 1° and 0.1° C, as well as virtually any number of temperature sensors
- Fixed or floating scale format, time, seconds, alarm, sleep and lamp test
- 50/60 Hz line frequency operation

MA1076 (Min. 100 Microinch Tin Inlay)

TEXAS INSTRUMENTS GOLD EDGEBOARD CONNECTORS

Reliable, Cost-Efficient Contact Design

- 30 (nickel) to 75 (solder tail) micro-inches gold inlay over a nickel diffusion barrier.
- Copper-nickel-in Cu-75 alloy.
- Interfered contact design.
- Pre-soldered, cantilever spring design.
- Contacts are user removable.

NOTE: - Dimensions shown are the center-to-center measurement between adjacent contacts.

TEXAS INSTRUMENTS GOLD EDGEBOARD CONNECTORS

Reliable, Cost-Efficient Contact Design

- 30 (nickel) to 75 (solder tail) micro-inches gold inlay over a nickel diffusion barrier.
- Copper-nickel-in Cu-75 alloy.
- Interfered contact design.
- Pre-soldered, cantilever spring design.
- Contacts are user removable.

NOTE: - Dimensions shown are the center-to-center measurement between adjacent contacts.

TEXAS INSTRUMENTS GOLD EDGEBOARD CONNECTORS

Reliable, Cost-Efficient Contact Design

- 30 (nickel) to 75 (solder tail) micro-inches gold inlay over a nickel diffusion barrier.
- Copper-nickel-in Cu-75 alloy.
- Interfered contact design.
- Pre-soldered, cantilever spring design.
- Contacts are user removable.

NOTE: - Dimensions shown are the center-to-center measurement between adjacent contacts.

TEXAS INSTRUMENTS GOLD EDGEBOARD CONNECTORS

Reliable, Cost-Efficient Contact Design

- 30 (nickel) to 75 (solder tail) micro-inches gold inlay over a nickel diffusion barrier.
- Copper-nickel-in Cu-75 alloy.
- Interfered contact design.
- Pre-soldered, cantilever spring design.
- Contacts are user removable.

NOTE: - Dimensions shown are the center-to-center measurement between adjacent contacts.

TEXAS INSTRUMENTS GOLD EDGEBOARD CONNECTORS

Reliable, Cost-Efficient Contact Design

- 30 (nickel) to 75 (solder tail) micro-inches gold inlay over a nickel diffusion barrier.
- Copper-nickel-in Cu-75 alloy.
- Interfered contact design.
- Pre-soldered, cantilever spring design.
- Contacts are user removable.

NOTE: - Dimensions shown are the center-to-center measurement between adjacent contacts.

TEXAS INSTRUMENTS GOLD EDGEBOARD CONNECTORS

Reliable, Cost-Efficient Contact Design

- 30 (nickel) to 75 (solder tail) micro-inches gold inlay over a nickel diffusion barrier.
- Copper-nickel-in Cu-75 alloy.
- Interfered contact design.
- Pre-soldered, cantilever spring design.
- Contacts are user removable.

NOTE: - Dimensions shown are the center-to-center measurement between adjacent contacts.

TEXAS INSTRUMENTS GOLD EDGEBOARD CONNECTORS

Reliable, Cost-Efficient Contact Design

- 30 (nickel) to 75 (solder tail) micro-inches gold inlay over a nickel diffusion barrier.
- Copper-nickel-in Cu-75 alloy.
- Interfered contact design.
- Pre-soldered, cantilever spring design.
- Contacts are user removable.

NOTE: - Dimensions shown are the center-to-center measurement between adjacent contacts.

INTEGRATED CIRCUITS

7400 TIC	74100 ST	1000 CMOS	UNILATERAL C
7401N	37 7401N	37 7401N	37 7401N
7402N	37 7402N	37 7402N	37 7402N
7403N	37 7403N	37 7403N	37 7403N
7404N	37 7404N	37 7404N	37 7404N
7405N	37 7405N	37 7405N	37 7405N
7406N	37 7406N	37 7406N	37 7406N
7407N	37 7407N	37 7407N	37 7407N
7408N	37 7408N	37 7408N	37 7408N
7409N	37 7409N	37 7409N	37 7409N
7410N	37 7410N	37 7410N	37 7410N
7411N	37 7411N	37 7411N	37 7411N
7412N	37 7412N	37 7412N	37 7412N
7413N	37 7413N	37 7413N	37 7413N
7414N	37 7414N	37 7414N	37 7414N
7415N	37 7415N	37 7415N	37 7415N
7416N	37 7416N	37 7416N	37 7416N
7417N	37 7417N	37 7417N	37 7417N
7418N	37 7418N	37 7418N	37 7418N
7419N	37 7419N	37 7419N	37 7419N
7420N	37 7420N	37 7420N	37 7420N
7421N	37 7421N	37 7421N	37 7421N
7422N	37 7422N	37 7422N	37 7422N
7423N	37 7423N	37 7423N	37 7423N
7424N	37 7424N	37 7424N	37 7424N
7425N	37 7425N	37 7425N	37 7425N
7426N	37 7426N	37 7426N	37 7426N
7427N	37 7427N	37 7427N	37 7427N
7428N	37 7428N	37 7428N	37 7428N
7429N	37 7429N	37 7429N	37 7429N
7430N	37 7430N	37 7430N	37 7430N
7431N	37 7431N	37 7431N	37 7431N
7432N	37 7432N	37 7432N	37 7432N
7433N	37 7433N	37 7433N	37 7433N
7434N	37 7434N	37 7434N	37 7434N
7435N	37 7435N	37 7435N	37 7435N
7436N	37 7436N	37 7436N	37 7436N
7437N	37 7437N	37 7437N	37 7437N
7438N	37 7438N	37 7438N	37 7438N
7439N	37 7439N	37 7439N	37 7439N
7440N	37 7440N	37 7440N	37 7440N
7441N	37 7441N	37 7441N	37 7441N
7442N	37 7442N	37 7442N	37 7442N
7443N	37 7443N	37 7443N	37 7443N
7444N	37 7444N	37 7444N	37 7444N
7445N	37 7445N	37 7445N	37 7445N
7446N	37 7446N	37 7446N	37 7446N
7447N	37 7447N	37 7447N	37 7447N
7448N	37 7448N	37 7448N	37 7448N
7449N	37 7449N	37 7449N	37 7449N
7450N	37 7450N	37 7450N	37 7450N

SILICON TRANSISTORS | 10 | 100 | 1000 | |--------|-------|--------| | 2N2055 | 1.80 | 16.50 | | 2N2064 | 20.17 | 182.25 | | 2N2066 | 20.17 | 182.25 | | 2N2067 | 20.17 | 182.25 | | 2N2068 | 20.17 | 182.25 | | 2N2069 | 20.17 | 182.25 | | 2N2070 | 20.17 | 182.25 | | 2N2071 | 20.17 | 182.25 | | 2N2072 | 20.17 | 182.25 | | 2N2073 | 20.17 | 182.25 | | 2N2074 | 20.17 | 182.25 | | 2N2075 | 20.17 | 182.25 | | 2N2076 | 20.17 | 182.25 | | 2N2077 | 20.17 | 182.25 | | 2N2078 | 20.17 | 182.25 | | 2N2079 | 20.17 | 182.25 | | 2N2080 | 20.17 | 182.25 | | 2N2081 | 20.17 | 182.25 | | 2N2082 | 20.17 | 182.25 | | 2N2083 | 20.17 | 182.25 | | 2N2084 | 20.17 | 182.25 | | 2N2085 | 20.17 | 182.25 | | 2N2086 | 20.17 | 182.25 | | 2N2087 | 20.17 | 182.25 | | 2N2088 | 20.17 | 182.25 | | 2N2089 | 20.17 | 182.25 | | 2N2090 | 20.17 | 182.25 | | 2N2091 | 20.17 | 182.25 | | 2N2092 | 20.17 | 182.25 | | 2N2093 | 20.17 | 182.25 | | 2N2094 | 20.17 | 182.25 | | 2N2095 | 20.17 | 182.25 | | 2N2096 | 20.17 | 182.25 | | 2N2097 | 20.17 | 182.25 | | 2N2098 | 20.17 | 182.25 | | 2N2099 | 20.17 | 182.25 | | 2N2100 | 20.17 | 182.25 |

PANASONIC RESIN DIPPED TANTALUM CAPACITORS

Part No.	Value	Price
TA100	100µF	1.00
TA101	100µF	1.00
TA102	100µF	1.00
TA103	100µF	1.00
TA104	100µF	1.00
TA105	100µF	1.00
TA106	100µF	1.00
TA107	100µF	1.00
TA108	100µF	1.00
TA109	100µF	1.00
TA110	100µF	1.00

PANASONIC POLYESTER CAPACITORS

Part No.	Value	Price
PE100	100µF	1.00
PE101	100µF	1.00
PE102	100µF	1.00
PE103	100µF	1.00
PE104	100µF	1.00
PE105	100µF	1.00
PE106	100µF	1.00
PE107	100µF	1.00
PE108	100µF	1.00
PE109	100µF	1.00
PE110	100µF	1.00

PANASONIC METALLIZED POLYESTER CAPACITORS

Part No.	Value	Price
MP100	100µF	1.00
MP101	100µF	1.00
MP102	100µF	1.00
MP103	100µF	1.00
MP104	100µF	1.00
MP105	100µF	1.00
MP106	100µF	1.00
MP107	100µF	1.00
MP108	100µF	1.00
MP109	100µF	1.00
MP110	100µF	1.00

PANASONIC METALLIZED POLYESTER CAPACITORS

Part No.	Value	Price
MP100	100µF	1.00
MP101	100µF	1.00
MP102	100µF	1.00
MP103	100µF	1.00
MP104	100µF	1.00
MP105	100µF	1.00
MP106	100µF	1.00
MP107	100µF	1.00
MP108	100µF	1.00
MP109	100µF	1.00
MP110	100µF	1.00

PANASONIC METALLIZED POLYESTER CAPACITORS

Part No.	Value	Price
MP100	100µF	1.00
MP101	100µF	1.00
MP102	100µF	1.00
MP103	100µF	1.00
MP104	100µF	1.00
MP105	100µF	1.00
MP106	100µF	1.00
MP107	100µF	1.00
MP108	100µF	1.00
MP109	100µF	1.00
MP110	100µF	1.00

PANASONIC METALLIZED POLYESTER CAPACITORS

Part No.	Value	Price
MP100	100µF	1.00
MP101	100µF	1.00
MP102	100µF	1.00
MP103	100µF	1.00
MP104	100µF	1.00
MP105	100µF	1.00
MP106	100µF	1.00
MP107	100µF	1.00
MP108	100µF	1.00
MP109	100µF	1.00
MP110	100µF	1.00

PANASONIC METALLIZED POLYESTER CAPACITORS

Part No.	Value	Price
MP100	100µF	1.00
MP101	100µF	1.00
MP102	100µF	1.00
MP103	100µF	1.00
MP104	100µF	1.00
MP105	100µF	1.00
MP106	100µF	1.00
MP107	100µF	1.00
MP108	100µF	1.00

DIGITAL MULTIMETERS Sinclair PDM35 Reg. \$69.95 \$49.95 	Hickok LX303 Reg. \$69.50 \$69.50 	MURAPHONE Cordless Telephone System Reg. \$89.95 \$74.95 	Portable VOM Multitester Model MAX100 Reg. \$150.00 \$127.50 • 20 Hz to 100 MHz range • LED display • Fully automatic 	100 MHz 8-Digit Counter Model MAX100 Reg. \$150.00 \$127.50 • 20 Hz to 100 MHz range • LED display • Fully automatic 	6" x 9" 3-Way Speaker • 20 oz. ceramic magnet Model BP2000-69TR \$14.95 ea. 	
BK PRECISION 3 1/2-Digit Portable DMM Model 2800 \$130. 	Beckman TECH310 Reg. \$130. \$130. 	GTE Flip-Phone Reg. \$37.95 \$37.95 	HICKOK Digital CB In-Line Tester Model 388 Reg. \$399.00 \$169.95 	ESLogic Monitor • Automatically displays static and dynamic logic Model LM-1 Works with TTL, HTL, TTL and CMOS • 16 LED display \$59.95 	Telephone Answering Model 1500 Call Control Reg. \$349.95 \$249.95 Model 1400 Reg. \$199.95 \$199.95 	FREE 8 pc. Tool Set (value \$14.95) with \$200.00 purchase from this ad.
Portable Oscilloscopes 15 MHz Dual Trace Triggered Miniscope Model MS-215 Reg. \$435.00 \$369.95 	Function Generator Model 2001 Reg. \$185.95 \$157.95 • Sine, square, triangle and separate TTL square wave output • Frequency range: 1Hz-100KHz 	Attache Style Tool Case Model TC100/ST Reg. \$279.95 \$279.95 	Weller Xcelite Meter Model 820 • Measures capacitance from 0.1pF to 1 Farad • Resolves to 0.1pF • 10 ranges for accuracy and resolution • 4 digit easy-to-read LED display • 0.5% accuracy \$190.00 	ES 3 1/2-Digit 0.1% Digital Capacitance Meter Model 3001 • 9 ranges from 1999 pF to 199.9 μF • 0.1% of reading accuracy \$170 	Wahl Cordless Soldering Iron Model 7800 \$29.95 	Miniature High Fidelity 3-Way Stereo Speakers Model HF-9 \$69.50 PR
15 MHz Triggered Miniscope Model MS-15 Reg. \$319.00 \$269.95 	30 MHz Dual Trace Triggered Miniscope Model MS-230 Reg. \$559.00 \$479.95 	Proto Board with Built-in Power Supplies Model PB-104 Reg. \$49.95 \$49.95 Fully assembled breadboard contains four OT-595 sockets, seven OT-59B bus strips and four 5-way binding posts 	ES Proto Board with Built-in Power Supplies Model PB-203A Reg. \$129.95 \$129.95 • Regulated • Short-proof 	DIGITAL MULTIMETER Simpson 461 Complete with nickel-cadmium batteries, AC charger/adaptor, test leads \$149.95 	Thermal-Spot Circuit Tester Model 5800 \$29.95 	In-Dash Car Stereos 8-Track Tape Player with AM/FM/MPX Radio Model C-777 \$52.50
Logic Probe • Compact circuit powered • Detects pulses as short as 50 μsec • TTL, HTL, CMOS compatibility \$44.95 Model LP-1 	RC Circuit Box • 35 resistors (15 1/2 to 10 MΩ) • 18 capacitors (100 pF to 0.22 μF) Reg. \$49.95 \$42. includes test leads vtz Model WC 412A 	Magnifier Lamp Precision ground and polished magnification lens Model MG10A Reg. \$49.95 \$49.95 	30 MHz LEADER Dual Trace with Delay Line Model LBO-520 Reg. \$899.95 \$899.95 	4 Pc. Standard Starter Kit • One (1) Standard Command Reg. \$87.95 Console • Two (2) Lamp Modules • One (1) Appliance Module \$79.50 5 Pc. Ultrasonic Starter Kit • One (1) Deluxe Ultrasonic Reg. \$112.95 Command Console • One (1) Hand Held Remote Unit • Two (2) Lamp Modules • One (1) Appliance Unit \$99.95 Lamp Module \$14.50 Standard Command Console \$36.00 Appliance Module \$14.50 Ultrasonic Command Console \$59.95 Hand Held Remote \$14.50 with Hand Held Remote	Remote Control for Lights & Appliances Model X-10 \$65. 	Stereo Power Booster Model POW-40 • 40W stereo \$24.95
Chess Challenger 7 Reg. \$110.00 \$79.95 Model BBC 	Weller Controlled Output Soldering Station Model WTCPN Reg. \$77.50 \$49.95 	30 MHz LEADER Dual Trace with Delay Line Model LBO-520 Reg. \$899.95 \$899.95 	BK PRECISION 30 MHz Portable Frequency Counter Reg. \$130.00 \$65. Model 1827 	FORDHAM 855 Conklin St. Farmingdale, N.Y. 11735 • Master Charge • BankAmericard • VISA • COD • Money Order • Check N.Y. State residents add appropriate sales tax TOLL FREE (800) 645-9518 in N.Y. State call (516) 752-0050		

SOUND EFFECTS GENERATOR BASIC KIT
 Now CHANEY ELECTRONICS MAKES IT POSSIBLE TO BUILD YOUR OWN SOUND EFFECTS GENERATOR WITHOUT SPENDING A FORTUNE. WE SUPPLY YOU WITH THE 117477 SOUND CHIP PLUS AN ETCHED AND DRILLED GLASS EPORIC PC BOARD WITH SCHEMATIC AND LAYOUT INSTRUCTIONS. THIS BOARD MAKES IT SIMPLE TO BUILD A GENERATOR CAPABLE OF PHASER SOUND, LOGO-TYPE, SIRENS, AIRPLANE, CLOCKS, ETC. DOES NOT REQUIRE DIP SWITCHES OR OTHER EXPENSIVE UNUSUAL COMPONENTS. YOU SUPPLY ONLY A FEW STANDARD RESISTORS, CAPACITORS, SWITCHES, POTS, SPEAKER, 2N2222 TRANSISTOR AND 9V BATTERY.

BASIC KIT CONTAINING
 117477 PC BOARD AND INSTRUCTIONS ONLY **\$5.95**
 C23883

IF YOU HAVE ALREADY PURCHASED THE 117477 CHIP YOU MAY BUY THE PC BOARD AND INSTRUCTIONS ONLY. C23885 \$4.00

Strobe Tube & Trigger
 C24081
 • 2N2222 TRANSISTOR FOR ABOVE C23884 \$3.95 EACH
 • 9V BATTERY (not included)
 • 1/2" HOLES IN BOARD FOR 9V BATTERY
 • 1/2" HOLES IN BOARD FOR 9V BATTERY
 • 1/2" HOLES IN BOARD FOR 9V BATTERY
\$1.75
 C23887

6VDC Xenon Flasher Kit
 C23888
 • 6VDC Xenon Flasher
 • 6VDC Xenon Flasher
 • 6VDC Xenon Flasher
\$8.00
 C23889

120 VAC Xenon Strobe Kit
 C23890
 • 120 VAC Xenon Strobe
 • 120 VAC Xenon Strobe
 • 120 VAC Xenon Strobe
\$7.50
 C23891

LED Panel Mounting Kit
 C23892
 • 12 sets for \$1.00
\$1.00
 C23893

RO170 Rectifier
 C23894
 • 5 for \$1.00
 • 10 for \$1.50
\$1.00
 C23895

Mini Reed Switch
 C23896
 • 5 for \$1.00
 • 10 for \$1.50
\$1.00
 C23897

1-30PF MINIATURE ADJUSTABLE CAPACITOR
 C23898
50¢
 C23899

Tube Specials
 C23900
 • 350 mf 330V
 • 720 mf 360V
\$3.95
 C23901

Wheel of Fortune
 C23902
 • Wheel of Fortune
 • Wheel of Fortune
 • Wheel of Fortune
\$8.99
 C23903

Horse Shoe Tube
 C23904
 • Horse Shoe Tube
 • Horse Shoe Tube
 • Horse Shoe Tube
\$3.95
 C23905

CHANEY electronics inc.
 P.O. BOX 27038, DENVER, CO. 80227 (303) 781-5750
 Send for our free giant catalog of unique items!!!
 CIRCLE NO. 9 ON FREE INFORMATION CARD

comptique **comptique** **comptique**

TEXAS INSTRUMENTS
 electronic calculators

TI-35 NEW	\$24.95	TI-5100	\$39.95
TI-50	33.50	Programmer	48.95
TI-55	34.95	MBA	59.95
TI-58C NEW	109.95	Business Analyst I	21.95
TI-59	209.95	Business Analyst II	39.95
TI-56/59 Libraries	28.95	Business Card NEW	39.95
TI-305P	17.95	Language Translator NEW	279.95
PC-100C	146.95	Digital Thermostat NEW	104.95
TI-1750	19.95	Speak & Spell	65.00
TI-5015	64.95	Modules	ea. 14.95
TI-5040	94.95	Chrono Alarm: 806-31	39.95

World Time Alarm-Chrono 807-3 89.95

TI HOME COMPUTER 99/4 ... \$1150.00

BPF IMAGINATION MACHINE ... 595.00

apple computer 16K MEMORY ... 999.95

SHARP
 6200 NEW EXECUTIVE ... 99.95
 5813 NEW/PROGRAMMABLE ... 34.95
 5100 NEW LCD Alphanumeric ... 89.95

BSA SYSTEM X-10 COMMAND ... 39.95
 Each Module ... 14.95

ATARI
 400 ... \$599.95
 800 ... 999.95
 (STARTER SYSTEM)

CASIO
 ML 81 ... 49.95
 FX 68 ... 27.95

CHES CHALLENGER "7" ... 89.95

ALSO: Canon, Seiko, Craig, Sanyo, Mattel, Pearlcor, Record-a-Call, Code-a-Phone, and many others. All at GREAT PRICES!

WE WILL BEAT OR MEET ANY COMPETITOR'S PRICE ON MOST ITEMS IF HE HAS MERCHANDISE ON HAND. All units shipped in original factory cartons with accessories according to manufacturer's specification. CALL TOLL FREE (800) 854-0523 (outside CA) or (714) 549-7373 (within CA). Visa and MasterCard; money order; Pers. Ck. (3 Wks. to clear); COD accepted. Min. \$4.95 for shipping in USA. We ship AIR on request. CA residents add 6% sales tax. All merchandise subject to availability. Prices good only with this ad for limited time only. Send orders to Dept. POPEL M

WRITE OR CALL FOR FREE CATALOG

comptique

3211 SOUTH HARBOR BOULEVARD, SANTA ANA, CA 92704 • 6 Stores in California
 CALL TOLL FREE (800) 854-0523 (outside CA) • (714) 549-7373 (within CA).
PROFESSIONAL DISCOUNTS
 CIRCLE NO. 12 ON FREE INFORMATION CARD

Active Electronic Sales Corp.

Zilog

Z8001	\$195.00	16 Bit CPU with segmented address space to 8 Megabytes
Z8002	\$150.00	16 Bit CPU with non segmented address space to 64K bytes
Z8000DB	\$1500.00	A complete single board Z8000 microcomputer system. Contains the Z8002 microprocessor, 18K words of dynamic RAM, 2K word monitor PROM, dual serial interfaces, four counter/timers and 32 programmable parallel I/O lines

**All Products Stocked in Depth
Largest Zilog Inventory**

Z80-CPU	2.5 MHz	\$10.50	Z80-DMA	2.5 MHz	\$26.85
Z80A-CPU	4.0 MHz	12.50	Z80A-DMA	4.0 MHz	33.60
Z80-PIO	2.5 MHz	8.00	Z80-SIO/O	2.5 MHz	36.00
Z80A-PIO	4.0 MHz	9.60	Z80A-SIO/O	4.0 MHz	44.10
Z80-CTC	2.5 MHz	8.00	Z80-SIO/1	2.5 MHz	36.00
			Z80A-SIO/1	4.0 MHz	44.10
			Z80-SIO/2	2.5 MHz	36.00
			Z80A-SIO/2	4.0 MHz	44.10

MICROPROCESSOR CHIP SETS

Part No.	Price	Part No.	Price	Part No.	Price
8080A	\$5.95	6800	\$6.95	6502	\$9.95
8085	12.95	6802	11.95	6504	9.95
				6505	9.95
8212	2.95	6810	3.95		
8214	3.95	6820	3.95	6520	6.95
8216	2.95	6821	3.95	6522	9.95
8224	3.45	6850	4.25	6532	13.95
8226	2.95	6852	3.95	6551	13.95
8228	4.98				
8238	4.98				
8251	6.95				
8253	10.95				
8255	6.95				
8257	10.95				
8259	12.95				


METAL POWER TRANSISTORS

Homotaxial — Best Quality

2N3054	.65	60V	NPN	TO-66
2N3055	.69	70V	NPN	TO-3
2N3442	1.50	160V	NPN	TO-3
2N3771	1.95	50V	NPN	TO-3
2N3772	1.95	100V	NPN	TO-3
2N3773	2.50	160V	NPN	TO-3

Universal SCR
C106D .34 400V 5.0 AMP TO-220

EPROM'S

C2708 1K x 8 450 ns  \$ 6.95

TMS2716 16K (2K x 8) 450 ns (3 power supplies) T.I. Version \$24.95

C2716/TMS2516 16K (2K x 8) 450 ns (Single 5V supply — Intel version) \$23.95

MOS MEMORIES

MOS Static RAM's

Part No.	Price
2102LFPCC	1.19
1K (1K x 1) Low Power 350ns 16 PIN	
2102LHPC	1.29
1K (1K x 1) Low Power High Performance 250ns 16 PIN	
2102-1PC	0.94
1K (1K x 1) 450ns 16 PIN	
2102-2PC	0.89
1K (1K x 1) 650ns 16 PIN	
P2111-25	2.25
1K (256 x 4) 250ns 18 PIN	
P2112-35	2.25
1K (256 x 4) 350ns 18 PIN	
2114L	5.95
Low Power 4K (1024 x 4) 300 ns	

MOS Dynamic RAM's

TMS4060-30	2.95
4K (4K x 1) 300ns 22 PIN	
TMS4060-20	3.95
4K (4K x 1) 200ns 22 PIN	

UART's

AY5-1013A	54.95
0 to 40K BAUD 40 PIN	
AY3-1015	5.50
0 to 30K BAUD 40 PIN Single 5V supply	

1K CMOS RAM

5101	4.95
1K (256 x 4) 450ns 22 PIN Low Power	

4K CMOS RAM

P4315-45L	14.95
4K (4K x 1) 450ns 18 PIN	
P5047-55/UPD455	14.95
4K (1024 x 4) 550ns 20 PIN 110MW	
P6504	14.95
4K (4K x 1) 550ns 18 PIN 110MW	
P6514	16.95
4K (1K x 4) 450ns 18 PIN 110MW	

SHIFT REGISTERS

3341PC	4.95
FIFO 700 KHz	
3341APC	5.50
FIFO 1 MHz	
3342PC	4.95
64 Bit Shift Register	
3347PC	4.95
80 Bit Shift Register	

ECL RAM

10410ADC/HM2106	Special 1.95
256 x 1 Bit Fully Decoded 15ns 16 PIN	

Special of the month

16K MOS DYNAMIC RAM'S (16 PIN)

416-5 (300ns) CERAMIC	\$5.95
416-3 (200ns) CERAMIC	\$7.95

LINEAR I.C.'s

LM301N-8	.34	LM739CN-14	1.29
LM307N-8	.29	LM741CN-8	.49
LM308CH	.95	LM747CN-14	.59
LM311N-8	.59	LM748CN-8	.39
LM324N	.59	TBA810DAS	1.29
LM339N	.99	LM1458N-8	.49
LM348N-14	.55	LM1488N-14	.69
LM358N-8	.99	LM1489N-14	.69
LM555N-8	.59	LM3403N-14	.99
LM556N-14	.49	LM3900N	.59
LM723CN-14	.49	LM4136N-14	.99
LM725CN-8	1.25		


1980 IC MASTER

JUST RELEASED over 2700 PAGES

Complete integrated circuit data selector. Master guide to the latest I.C.'s including microprocessors and consumer circuits. 45,000 device types listed. 5,000 new device types added. Complete new section on MPU boards & Systems.

Free Quarterly Updates

Special \$59.95



SOUND & MUSIC GENERATOR I.C.

Creates almost any type of sound, from music to gunshots and explosions. High level op amp output. 28 pin DIP. Operates from one 9V battery. With data.

"Lowest Price Offered Anywhere"

SN76477N (.600" centers)	\$2.49
SN76477NF (.400" centers)	\$2.29

New small package

DUAL-IN-LINE — LOW PROFILE — I.C. SOCKETS

CONTACTS	PRICE	CONTACTS	PRICE
8 PIN	.07	22 PIN	.21
14 PIN	.11	24 PIN	.23
16 PIN	.13	28 PIN	.27
18 PIN	.17	40 PIN	.39
20 PIN	.19		

• LOWEST PRICES ANYWHERE FOR THE HIGHEST QUALITY, AN UNBEATABLE COMBINATION

• PERFORMANCE CHARACTERISTICS CONFORM TO THE REQUIREMENTS OF MIL-S-83734A

• OPERATING TEMPERATURE - 65 C TO + 125 C

• FLAMEABILITY RATING UL94V-0

SOCKET SALE

L.E.D. LAMPS

LED209	T-1 3 mm Red	.09
LED211	T-1 3 mm Green	.19
LED212	T-1 3 mm Yellow	.14
LED220	T-1 5 mm Red	.11
LED222	T-1 5 mm Green	.24
LED224	T-1 5 mm Yellow	.16

DISPLAYS

FND357	375 Common Cathode	1.09
FND367	360 Common Cathode (high brightness)	1.29
FND500	500 Common Cathode (high brightness)	1.09
FND507	500 Common Anode	1.09
FND560	500 Common Cathode (high brightness)	1.29
FND567	500 Common Anode	1.29
DL704	300 Common Cathode	1.25
DL707	300 Common Anode	1.25
DL747	630 Common Anode	2.25

ISOLATORS

ILD74	Dual Opto Isolator	1500V	1.29
LOQ74	Quad Opto Isolator	1500V	3.95
MCT6	Dual Opto Isolator	1500V	1.25
TIL111	Opto Coupler	1500V	.58
4N28	Opto Isolator	2500V	.59
4N28	Opto Isolator	500V	.59
4N29	Opto Isolator	2500V	.69
4N32	Opto Isolator	2500V	.69

SMALL SIGNAL TRANSISTORS

METAL CAN	PRICE	METAL CAN	PRICE	PLASTIC	PRICE
2N697	.29	2N2484	.21	2N3391A	.10
2N918	.21	2N2904A	.29	2N4402	.09
2N930	.41	2N2905A	.29	2N4403	.09
2N1304	.29	2N2906A	.21	2N3704	.10
2N1307	.59	2N2907A	.21	2N3819	.29
2N1309	.79	2N3019	.25	2N5064	.24
2N1613	.34	2N3053	.29	2N5401	.14
2N1893	.34	2N3250	.15	2N5550	.14
2N2219A	.29	2N3251A	.25	2N5770	.12
2N2222A	.21	2N3962	.25	2N5772	.12
2N2270	.34	2N4093	.55	2N6027	.24
2N2369A	.21	2N5109	1.45	2N6028	.24
2N2483	.15			2N4125	.09
				2N4126	.09
				2N4400	.09
				2N4401	.09

PLASTIC POWER TRANSISTORS

TIP30	.39	PNP	1 AMP	100V
TIP31	.42	NPN	3 AMP	100V
TIP32	.43	PNP	3 AMP	100V
TIP41	.59	NPN	6 AMP	100V
TIP42	.64	PNP	6 AMP	100V
TIP115	.59	PNP	2 AMP	60V
TIP120	.64	NPN	5 AMP	60V
TIP122	.74	NPN	5 AMP	100V
TIP125	.74	PNP	5 AMP	60V
TIP127	.85	PNP	5 AMP	100V
TIP2955	.83	PNP	15 AMP	60V
TIP3055	.70	NPN	15 AMP	60V
FT3055	.59	NPN	10 AMP	60V

Active Electronic Sales Corp.

P.O. BOX 1035 FRAMINGHAM, MASSACHUSETTS 01701

Over-the-counter sales.
12 Mercer Rd., Natick, Mass 01760
Behind Zayres on Rte. 9
Telephone Orders & Enquiries (617) 879-0077

MINIMUM ORDER \$10.00 + ADD \$2.00 TO COVER POSTAGE & HANDLING


Foreign customers please remit payment on an international bank draft or international postal money order in American dollars.

IN CANADA: 5651 FERRIER ST. MONTREAL, QUEBEC H4P 2K5 Tel.: (514) 731-7441

4800 DUFFERIN ST. DOWNSVIEW, ONTARIO M3H 5S9 Tel.: (416) 661-1115

BAXTER CENTRE 1050 BAXTER ROAD OTTAWA, ONTARIO K2C 3P2 Tel.: (613) 820-9471

3070 KINGSWAY VANCOUVER, B.C. V5R 5J7 Tel.: (604) 438-3321



Operation Assist

If you need information on outdated or rare equipment—a schematic, parts list, etc.—another reader might be able to assist. Simply send a postcard to Operation Assist, POPULAR ELECTRONICS, 1 Park Ave., New York, NY 10016. For those who can help readers, please respond directly to them. They'll appreciate it. (Only those items regarding equipment not available from normal sources are published.)

Heathkit model 07 oscilloscope. Need schematic and manual. Saxe Dobrin, 426 W. Marshall St., San Gabriel, CA 91776.

R & D Instruments S1715 or 1715BR square-wave generator. Need schematic or operating manual. J. Morgan, 3008 Ozark Rd., Chattanooga, TN 37415.

The Voice of Music model 1484-2 stereo tuner amplifier. Need operating manual, service manual, parts list and schematic. Vick F. Griffin, Box 2752, Wichita, KS 67201.

Singer Metrics model SPA 3/25a Panoramic spectrum analyzer. Need operating manual and schematics. Phil LeMieux Measurement Arts, Inc., Bldg. 24-4, 555 Valley St., Providence, RI 02908.

Fisher model 203 80-watt stereo receiver. Need schematic. Charles Harris, 7614 Vicar St., New Carrollton, MD 20784.

Standell Super Artist bass guitar amp and **Bell & Howell** model 34 oscilloscope. Need schematics and parts lists. Billy Happoldt, 3886 Ridge Ave., Macon, GA 31204.

Allied Radio, Knight Star Roamer. Need schematic and alignment information. Larry Cook, 362 East South St., Richland Center, WI 53581.

RCA WO-88A oscilloscope. Need owner's manual or schematic. R. Gray, Box 1313, Donaldsonville, LA 70346.

ESS Trans-static I speaker. Need owner's manual with fuse requirements and schematic. Erich Lauff, 78 Pressley Rd., Asheville, NC 28805.

Potter model MT-24 tape transport, model EC-36 tape transport control and model MA-315 record/playback amp. Need schematics and service or operating manuals. James Lee, 38 Woodcrest Ave., Ithaca, NY 14850.

Beta Instruments Corp., "Betacom" residence intercom, circa 1951-52. Need schematic. E. C. Alexander, 1425 Marion Ct., Geneva, IL 60134.

THERE'S GOLD IN THEM THAR PAKS!!



\$2.99'ERS

ARE PAKS EVEN A 49'ER CAN DIG!

<input type="checkbox"/> 200 PC-SEMICON SPECIAL, assorted semis of all types. Untested material. (#3300)	\$2.99
<input type="checkbox"/> 20-MOTORS MOTORS, asstd. sizes speeds & types, 1.5-12 volts. (#2551A)	2.99
<input type="checkbox"/> 200-LONG LEAD DISCS, prime, marked caps, assorted material. (#2598)	2.99
<input type="checkbox"/> 100-PLASTIC TRANSISTORS, untested, TO-92, asst. types (#2604)	2.99
<input type="checkbox"/> 50-SLIDE SWITCHES, ass't. various makes, sizes, and types. (#2726)	2.99
<input type="checkbox"/> 75-TRANSISTOR ELECTROLYTICS, epoxy encapsulated, asst. values. (#2747)	2.99
<input type="checkbox"/> 250-HALF WATERS, 100%, color-coded resistors, asst. values. (#3046)	2.99
<input type="checkbox"/> 25-SLIDE VOLUME CONTROLS, various values & types, for Hi-Fi, etc. (#3057)	2.99
<input type="checkbox"/> 50-UPRIGHT ELECTROS, 100%, assorted values & voltages, marked. (#3226)	2.99
<input type="checkbox"/> 20-ROCKER SWITCHES, white rockers, DPDT, solder lugs, 125V 4A. (#3302A)	2.99
<input type="checkbox"/> 50-MINI POTS, pc style, single turn, assorted values, red dome lense. (#3369)	2.99
<input type="checkbox"/> 20-JUMBO RED LEADS, 3V 10 mA, 100% good material, red dome lense. (#3625)	2.99
<input type="checkbox"/> 3-SOUND TRIGGERS, sound activated amp, SCR triggered, on 3" board. (#3845)	2.99
<input type="checkbox"/> 50-TRANSISTOR SOCKETS, assortment may include: TO-19, 5, 6, 3, etc. (#3845)	2.99
<input type="checkbox"/> 100-CABLE TIES, 4" non-slip white plastic, like Ty-wrap. (#5218)	2.99
<input type="checkbox"/> 150-FEEDTHRU CAPS, assorted types, for RF, UHF, etc. (#5688A)	2.99
<input type="checkbox"/> 250-WATT RESISTORS, asstd. carbons, carbon-films, some 5Wers. (#5797A)	2.99
<input type="checkbox"/> 100-PLESSY CAPS, ceramic blocks in assorted sizes & values. (#6225)	2.99
<input type="checkbox"/> 30-HOBBY LEDs, assorted types & colors, mostly diodes, some good. (#6225)	2.99
<input type="checkbox"/> 100-TITS, 7400 series, incl. gates, flip-flops, etc. untested. (#6226)	2.99
<input type="checkbox"/> 150 PC-HEATSHRINK, slip-over type, shrinks 50%, like Thermo-fit. (#6239)	2.99

FREE! FREE!

WITH ANY \$30 ORDER, PICK A \$2.99er FREE!

<input type="checkbox"/> 5-8RASS LOCKS, with key, 1 1/2" long, for doors, windows, etc. (#6253)	2.99
<input type="checkbox"/> 250-MOLEX SOCKETS, "on-a-strip", make your own pc sockets. (#6255)	2.99
<input type="checkbox"/> 4-LM-747 OP AMPS, 100% prime, dual linear op amp, DIP package. (#6262)	2.99
<input type="checkbox"/> 50-RC PHONO PLUGS, popular audio/speaker plugs, 100% material. (#6293)	2.99
<input type="checkbox"/> 25-CRYSTALS, assorted types, some H6/U, some frequency marked. (#6256)	2.99
<input type="checkbox"/> 150-SUBMINI IF TRANSFORMERS, asst. may include: use antenna, etc. (#6259)	2.99
<input type="checkbox"/> 60-SQUARE OHM RESISTORS, prime resistors, asst. values, grab 'em! (#6261)	2.99
<input type="checkbox"/> 20-MICRO WIRELED SWITCHES, 1" long, for alarms, relay systems, etc. (#6263)	2.99
<input type="checkbox"/> 200 PC-CAPACITOR SPECIAL, asst. mylars, polys, micas, etc. 100% good. (#6264)	2.99
<input type="checkbox"/> 20-PUSHBUTTON ALARM SWITCH, SPST, momentary, NC, w/hardware. (#6267)	2.99
<input type="checkbox"/> 500' PC-HARDWARE SURPRISE, (approx.) 1 lb. ass't. screws, washers, etc. (#6271)	2.99
<input type="checkbox"/> 30-9V BATTERY CLIPS, snap connector, coded, insulated leads. (#6286)	2.99
<input type="checkbox"/> 6-WATCH GUTS, 5-function, LED style, assorted sizes, untested. (#6287)	2.99
<input type="checkbox"/> 10-HEAVY DUTY LINE CORDS, white, 2 cond, 6 ft, 16 gauge. (#6292)	2.99
<input type="checkbox"/> 20-SINGLE PIN LEADS, green, micro style, 3V 10mA, 100%. (#6293)	2.99
<input type="checkbox"/> 40-LED TRANSISTOR SOCKETS, "snap-in", 3 pc leads, for TO-5, 18, 46, etc. (#6297)	2.99
<input type="checkbox"/> 200-PRE-FORMED 1/2 WATERS, popular values, some 5 & 10 Wers. (#6246)	2.99

For
faster
service

USE
ZIP
CODE

on
all
mail

Save on Calculators



hp HEWLETT PACKARD

<table border="0" style="width: 100%;"> <tr> <th style="text-align: left;">Model</th> <th style="text-align: left;">Your Cost</th> </tr> <tr> <td>HP-41C Scient</td> <td>\$244.95</td> </tr> <tr> <td>Card Reader/41C</td> <td>159.95</td> </tr> <tr> <td>Printer/41C</td> <td>289.95</td> </tr> <tr> <td>HP-34C Scient</td> <td>124.95</td> </tr> <tr> <td>HP-38C Bus</td> <td>124.95</td> </tr> <tr> <td>HP-38E Bus</td> <td>99.95</td> </tr> <tr> <td>HP-33C Scient</td> <td>99.95</td> </tr> <tr> <td>HP-33E Scient</td> <td>74.95</td> </tr> <tr> <td>HP-37E Bus prog</td> <td>62.95</td> </tr> <tr> <td>HP-32E Adv Scient</td> <td>58.95</td> </tr> <tr> <td>HP-31E Scient</td> <td>42.95</td> </tr> <tr> <td>HP-67 Scient Prog</td> <td>299.95</td> </tr> <tr> <td>HP-97 Scient Print</td> <td>579.95</td> </tr> <tr> <td>HP-92 Bus Print</td> <td>399.95</td> </tr> </table> <p>"C" stands for continuous memory</p>	Model	Your Cost	HP-41C Scient	\$244.95	Card Reader/41C	159.95	Printer/41C	289.95	HP-34C Scient	124.95	HP-38C Bus	124.95	HP-38E Bus	99.95	HP-33C Scient	99.95	HP-33E Scient	74.95	HP-37E Bus prog	62.95	HP-32E Adv Scient	58.95	HP-31E Scient	42.95	HP-67 Scient Prog	299.95	HP-97 Scient Print	579.95	HP-92 Bus Print	399.95	<p>We carry an enormous stock of HP accessories. All units come complete. One year guarantee by HP.</p> <h3 style="margin: 0;">TEXAS INSTRUMENTS</h3> <table border="0" style="width: 100%;"> <tr> <td>TI-59</td> <td>\$209.95</td> <td>TI Prog Thermostat</td> <td>99.95</td> </tr> <tr> <td>PCI00C</td> <td>146.95</td> <td>TI translator it speaks</td> <td>Call Us</td> </tr> <tr> <td>TI-58C</td> <td>92.95</td> <td>TI Computer 99.4</td> <td>Best Deal</td> </tr> <tr> <td>TI-57</td> <td>48.95</td> <td>TI Programmer</td> <td>52.95</td> </tr> <tr> <td>TI-55</td> <td>35.95</td> <td>MBA</td> <td>58.95</td> </tr> <tr> <td>TI-5040</td> <td>94.94</td> <td>Business Card 35.95</td> <td></td> </tr> <tr> <td>TI-5025</td> <td>79.95</td> <td>Speak & Spell</td> <td>59.95</td> </tr> <tr> <td>TI-5015</td> <td>82.95</td> <td></td> <td></td> </tr> <tr> <td>TI-5100</td> <td>43.95</td> <td>Huge inventory of TI accessories on hand at all times. guarantee by TI</td> <td></td> </tr> <tr> <td>TI-5200</td> <td>Call Us</td> <td></td> <td></td> </tr> </table>	TI-59	\$209.95	TI Prog Thermostat	99.95	PCI00C	146.95	TI translator it speaks	Call Us	TI-58C	92.95	TI Computer 99.4	Best Deal	TI-57	48.95	TI Programmer	52.95	TI-55	35.95	MBA	58.95	TI-5040	94.94	Business Card 35.95		TI-5025	79.95	Speak & Spell	59.95	TI-5015	82.95			TI-5100	43.95	Huge inventory of TI accessories on hand at all times. guarantee by TI		TI-5200	Call Us		
Model	Your Cost																																																																						
HP-41C Scient	\$244.95																																																																						
Card Reader/41C	159.95																																																																						
Printer/41C	289.95																																																																						
HP-34C Scient	124.95																																																																						
HP-38C Bus	124.95																																																																						
HP-38E Bus	99.95																																																																						
HP-33C Scient	99.95																																																																						
HP-33E Scient	74.95																																																																						
HP-37E Bus prog	62.95																																																																						
HP-32E Adv Scient	58.95																																																																						
HP-31E Scient	42.95																																																																						
HP-67 Scient Prog	299.95																																																																						
HP-97 Scient Print	579.95																																																																						
HP-92 Bus Print	399.95																																																																						
TI-59	\$209.95	TI Prog Thermostat	99.95																																																																				
PCI00C	146.95	TI translator it speaks	Call Us																																																																				
TI-58C	92.95	TI Computer 99.4	Best Deal																																																																				
TI-57	48.95	TI Programmer	52.95																																																																				
TI-55	35.95	MBA	58.95																																																																				
TI-5040	94.94	Business Card 35.95																																																																					
TI-5025	79.95	Speak & Spell	59.95																																																																				
TI-5015	82.95																																																																						
TI-5100	43.95	Huge inventory of TI accessories on hand at all times. guarantee by TI																																																																					
TI-5200	Call Us																																																																						

SPECIALS

300 Sanko watches to choose from

Digiana SS	149.95
Carrier type Tank	177.95
Musical Alarm Chronograph SS	179.95
Worldtime alarm/perp. calind. SS	179.95
Calculator Watch Alarm SS	259.95
Digital Chronograph SS	99.95
Alarm Chronograph SS	149.95
Solar Alarm Chronograph SS	179.95
Memory Bank Calendar SS	149.95
Alarm Digital Quartz	119.95
Multi Alarm goldtone	179.95
Divers 500 Ft quartz 60581	199.95

TI watches 70 models also Casio and Juvenia watches.

Casio Sharp Gannon-Boris Chess games-Victor-Sanyo-Pearlco-Orlando-Panasonic-Amana-Litton-Apl-Atari-Navtronic and others

Prices are f.o.b. U.S. Add \$4.95 for shipping handheld calcs in USA. CA residents add 6% sales tax.

We will beat any advertisement if the competition has the goods on hand. Goods subject to availability. Ask for our 130 page catalog. Call Monday thru Saturday, 7AM to 5PM.

Outside CA toll free 800-421-8045
In CA Call below #s

OLYMPIC SALES COMPANY, INC.
216 South Oxford Avenue - P.O. Box 74545 - Los Angeles, CA 90004
(213) 381-3911 or (213) 381-1202 - Telex 67-3477

COMPACT CONDENSOR BOOM MIKE




- Space Efficient
- Practical Overhead "Boom" Design
- Minimizes Sound Coloration

Cat. No. **\$3.50**
92CU6374 **3 FOR \$9.**

Supply Voltage 9V, Sensitivity 63 dB @ 1 KHz (typ) Frequency Response 10-15 KHz Imped 3.3K ohms @ 1 KHz Size 5/8" dia x 1-1/8" With Stand

ULTRA-SMALL LCD CHRONOGRAPH MODULE



• Only 2-3/8 x 1-1/2" • Multi-Function Memory Enables Module To Function As: STOPWATCH! ELAPSED TIME INDICATOR! DUAL ZONE TIMER! ALARM CLOCK!

\$24.50

Cat. No. 92CU6403

"ONE-HANDED" 40 CHANNEL DIGITAL COMPUTER MIKE



Only \$24.88

Cat. No. 92CU6150

- Digitally Indicates 40 Channels
- Bright .3" Red LED Display
- Built-in Digital Car Clock
- 12 Pushbutton Programmable Keyboard
- All The Controls In The Palm Of Your Hand
- With 6' Coiled Cable & Plug

SEND FOR FREE CATALOG

POLY PAKS

P.O. BOX 942-E
SO. LYNNFIELD, MA 01940

HOW TO ORDER
We honor MASTERCHARGE, VISA, check, and C.O.D. 25% down. Minimum Order: \$10. Order by phone or mail. state Cat. No. & description, name & month of magazine. POSTAGE: USA add \$3. CANADIAN add \$5. FOREIGN add \$10. US funds. Excess will be returned. OPEN ACCOUNTS: (must be listed & rated in Dun & Bradstreet; Net. 30) PHONE: (617) 245-3828

PET 2001 professional computer



- PET 2001-8N Computer 8K bytes, large keyboard w/separate numeric pad and graphics \$795.00
- PET 2001-16N Computer 16K bytes, large keyboard with separate numeric pad and graphics \$995.00
- CBM 2001-16B Computer as above but has standard typewriter keyboard. No graphic keys \$995.00
- PET 2001-32N Computer identical to PET 2001-16N except with 32K bytes of memory \$1295.00
- CBM 2001-32B Computer identical to CBM 2001-16B except with 32K bytes of memory \$1295.00
- CBM 2002 Printer 80 column dot matrix printer with plain paper or forms handling tractor feed. Full graphics \$795.00
- CBM 2023 Printer 80 column dot matrix printer. Plain paper printer with full graphics \$695.00
- CBM 2040 Dual Floppy Dual drive intelligent mini floppy system supply for any CBM Computer \$49.95
- C2N External Cassette Cassette player/recorder to use with PET 2001/8/16/32 \$95.00
- PET to IEEE Cable Use this cable to connect your floppy or printer to any CBM Computer \$49.95
- IEEE to IEEE Cable Use this cable when connecting more than one peripheral to any CBM Computer \$49.95
- User Manual 160 pages covering all facets of user operation, programming and I/O for PET Computers \$9.95

Professional Keyboard Kits!

- Models 753 & 756 ASCII Keyboard Kits For Hobby or OEM Microprocessor Users**
- Full 128 Character ASCII (756) \$3 Keys, popular ASR-33 format (753) \$3 Rugged G-10 PC \$3 Trimode MOS anodizing \$2 Two Key Rollover \$2 MOS/TTL/OTL Compatible outputs \$2 Shift and Alpha Lock (756) \$2 Level and Pulse Strobes (756) \$2 Custom Keystroke \$2 3 User Definable Keys (753) \$2 Selectable Parity \$2 Low Bounce Keyswitches \$2 And Much More!!!
 - 753K 53 Key phone style keyboard kit \$66.95
 - 753A 53 Key same as above assembled \$79.95
 - 756K 56 Key Full ASCII keyboard kit \$69.95
 - 756A 56 Key same as above assembled \$82.95
 - 701 Plastic enclosure for 753/756 \$15.00
 - 702 Steel enclosure for 753/756 \$29.95
 - 753MF Mounting Frame for 753 \$6.95
 - 756MF Mounting Frame for 756 \$8.95

AP Products

The all-new line of ACE All-Circuit Evaluators WITH POWER

POWERACE 103 923103	POWERACE 101 923101	POWERACE 102 923102
\$124.95	\$79.95	\$124.95
Triple-output power supply for prototyping both linear and digital circuits.	The general purpose model for prototyping all types of circuits.	The complete digital prototyping lab with FREE logic probe built in!

SD Systems Z-80 STARTER SYSTEM

The Z80 Starter Kit by SD Systems uses the powerful Z80 microprocessor as the heart of the complete microcomputer on a single board. Learn a step-by-step introduction to microcomputers with a keyboard and display, audio cassette interface, PROM programmer, wire-wrap expansion area, 4-channel Counter Timer and on-board RAM and PROM. Complete operation and instruction Manual included. Z8UG Monitor in ROM

Kit.....\$340.00 Assembled & Tested.....\$450.00

MOTOROLA

MC140816	\$ 2.65	MC4052P	\$ 12.72
MC140817	3.20	MC4053P	12.72
MC140818	4.97	MC4054P	25.82
MC14391L	2.90	MC6800P	10.97
MC1456P1	1.32	MC6802P	15.79
MC1458CP1	.66	MC6808P	13.35
MC1488L	1.42	MC6809P	35.84
MC1489AL	1.42	MC6821CP	10.89
MC1489L	1.42	MC6840P	9.90
MC1494L	6.52	MC6845P	33.67
MC1808P	1.07	MC8311P	5.00
MC1809P	1.07	MC14408PD	12.74
		MC14411PD	14.61
		MC14490PD	17.91
			5.66

8038CP

Function Generator IC \$3.90 each

2708

8K EPROM \$10.50 ea

LIQUID CRYSTAL DISPLAY

- High Contrast Ratio
- Wide Viewing Angle
- 0.5 in. Digit Height

ULTRA Low Power Consumption LCD100.....\$14.50

SORCERER COMPUTER

FEATURES: Z80 4K ROM 16K RAM 2 Dual Channel I/O 30 Lines of 84 Characters 64 User Defined Characters 100 100 Baud Serial and Parity I/O

NEW LOW PRICE \$239.00

Power Supplies from ADTECH POWER

Model	Vdc	Amps	Model	Vdc	Amps
APS 5-3	5	3.0	APS 5-6	5	6.0
APS 12-1.6	12	1.6	APS 12-4	12	4.0
APS 15-1.5	15	1.5	APS 15-3	15	3.0
APS 24-1	24	1.0	APS 24-2.2	24	2.2

HYBRID AUDIO POWER AMPLIFIERS

P/N	Matching Transformer
SI-1010G10W	\$ 6.95 TR10 \$ 7.90
SI-1020G20W	\$13.95 TR20 \$10.90
A-SI-8(Socket for above)	.95
SI-1030G30W	\$19.00 TR30 \$12.90
SI-1050G50W	\$27.80 TR50 \$17.90
A-SI-10(Socket for above)	.95

* Note: One Transformer can power two audio amplifiers.

Capacitance Meter

- Easy to use - plug in capacitor, push range button and read the value to 0.1%
- 0.5 in. liquid crystal display
- Exclusive "Charge/Volt" measurement circuit (patent pending) holds 0.1% basic accuracy for a full year
- Up to 200 hrs operation on standard 9V battery
- 8 easy push button ranges cover 0.1pF to 1999 microfarads.
- Best of all it's easy on the budget - only

MODEL 938 \$149

Intersil LED or LCD 3 1/2 DIGIT PANEL METER KITS

BUILD A WORKING DPM IN 1/2 HOUR WITH THESE COMPLETE EVALUATION KITS

Test these new parts for yourself with Intersil's low cost prototyping kit. It's complete with 8/D converter and display (for the 7106) or LED display (for the 7107). Kits provide all including IC board for a functioning panel meter.

ICL7106EV (LCD).....\$29.95 ICL7107 (LED).....\$24.95

Intersil 8 Digit - 10 MegaHertz Universal Counter Kit

- Kit Includes:
- ICM7226AIDC IC
 - 10 MHz Quartz Crystal
 - (8) 7 Segment, 3" LED Displays
 - PC Board
- Resistors Capacitors Diodes Switches IC Socket
- Order Part Number ICM7226AEV.....\$59.95

ANCRONA

Send your check or Money Order to: P.O. Box 2208P, Culver City, CA 90230. California residents add 6% sales tax. Minimum Order \$10.00. Add \$1.00 to cover postage and handling. Master Charge and Visa welcomed. Please include your charge card number, interbank number and expiration date. PHONE ORDERS (213) 641-4064

TUCSON	CULVER CITY	SANTA ANA	PORTLAND
4518 E. Broadway Tucson, AZ 85710 (602) 881-2348	11080 Jefferson Blvd Culver City, CA 90230 (213) 390-8096	13001 E. Edinger Ave Santa Ana, CA 92705 (714) 547-8424	1125 N.E. 82nd Ave Portland, OR 97220 (503) 256-5541
CANADA & ACRONA	SUNNYVALE	ATLANTA	HOUSTON
5655 Varsity Ave Vancouver, BC V6M 2G7 (604) 324-0707	1054 E. Camino Real Sunnyvale, CA 94087 (408) 243-4121	3330 Piedmont Rd N.E. Atlanta, GA 30327 (404) 261-7100	2649 Richmond Houston, TX 77068 (713) 528-3499

FREE WIRE WRAPPING GUN

Get O.K. Model BW-630 Battery Wire Wrapping Tool described below FREE with your purchase of \$100.00 worth of pre-cut pre-stripped wrapping wire at listed prices. Our standard Volume Discount Schedule is, of course, also applicable to your purchase. Please specify CATALOG NO. 99-00630 for your free wire wrapping tool. EXPIRES APRIL 30, 1980

WIRE WRAPPING TOOLS

- O.K.'s Model BW-630 battery powered wire wrapping tool uses two size "C" batteries (not included) the maximum "Modified" wrap of No. 30 wire around 025" square post. This unit is lightweight, and has positive indexing and auto-reversing device. CATALOG NO. 25-00630 \$34.95
- O.K.'s Model BW-2628 tool is same as above but is for wrapping Nos. 26 to 28 wires. CATALOG NO. 25-02628 \$39.95
- O.K.'s Model WSU 30M Manual wire wrapping tool is a three in one hand tool that strips No. 30 wire, makes "Modified" wraps and even unwraps previously wrapped posts. CATALOG NO. 25-16000 \$79.95
- O.K.'s Model WSU 30 is the same as above but makes "Regular" instead of "Modified" wraps. CATALOG NO. 25-15000 \$69.95
- VECTOR's Model P178 1/2" Wire Penetration tool and wraps insulated wire on circuit leads from replaceable housing. Connections are made by soldering with a 750F iron. When heat is applied, wire coating melts, penetrating solder that is under the coating to bond the junction. CATALOG NO. 21-81781 \$7.95
- VECTOR's Model 55X Kit includes above mentioned wiring pencil, plus a vectorboard and host of other useful accessories. CATALOG NO. 23-55000 \$13.90
- VECTOR's Model P180 1/8" Strip-Wrap hand tool uses 130C rated Poly-Vinyl wire for wrapping post-hole around 025" square units. The tool strips the wire before wrapping and can make "Daisy Chain" connections, so no pre-cut or pre-stripping is required. It comes complete with two 100' spools of wire and a #183 Knife Tool. CATALOG NO. 23-81800 \$25.00
- VECTOR's Model P160-AT is a battery powered high speed wire-wrap tool that incorporates Model P180 Strip-Wrap tool above for non-strip wrapping applications. With built-in Ni-Cad and recharger unit. CATALOG NO. 23-86590 \$99.50
- VECTOR's Model P160-411 is same as above, but it operates from 110V AC for continuous operation. CATALOG NO. 23-86491 \$99.50
- VECTOR's Model P184 1/8" Strip-Wrap hand tool is the same as Model P180 Tool described above, however, it features a "roll" feature for ultimate in reliability. CATALOG NO. 23-81840 \$30.00
- VECTOR's Model P184-AT is a battery powered wrapping tool that incorporates Model P184 Strip-Wrap Tool for non-volume production. Complete with Ni-Cad and recharger unit. CATALOG NO. 23-88490 \$105.00
- VECTOR's Model P184-4T is AC Powered version of above for non-stop continuous operation. CATALOG NO. 23-88491 \$105.00

PRESTRIPPED WRAPPING WIRE

This month I.C.C. offers the widest selection of pre-cut and pre-stripped AWG 20 wrapping wire available anywhere. The Kyalon-insulated wire has a rating of 105°C and is available in ten consisting colors for ease of tracing. There are four package sizes, so you may buy only the quantities that you need. Each price is \$100.00 worth from each end and is packaged in an air-tight resealable plastic tube to prevent corrosion of the stripped ends.

INSULATED LENGTH	PACKAGE OF 50		PACKAGE OF 100		PACKAGE OF 500		PACKAGE OF 1000	
	CATALOG NO.	PRICE	CATALOG NO.	PRICE	CATALOG NO.	PRICE	CATALOG NO.	PRICE
1.0"	30-1002X	\$0.90	30-1003X	\$1.60	30-1004X	\$4.80	30-1005X	\$8.80
1.5"	30-1502X	0.94	30-1503X	1.68	30-1504X	5.04	30-1505X	9.24
2.0"	30-2002X	0.98	30-2003X	1.75	30-2004X	5.25	30-2005X	9.63
2.5"	30-2502X	1.02	30-2503X	1.83	30-2504X	5.49	30-2505X	10.06
3.0"	30-3002X	1.05	30-3003X	1.90	30-3004X	5.70	30-3005X	10.45
3.5"	30-3502X	1.14	30-3503X	1.98	30-3504X	5.94	30-3505X	10.89
4.0"	30-4002X	1.21	30-4003X	2.05	30-4004X	6.15	30-4005X	11.26
4.5"	30-4502X	1.27	30-4503X	2.13	30-4504X	6.39	30-4505X	11.72
5.0"	30-5002X	1.25	30-5003X	2.20	30-5004X	6.60	30-5005X	12.20
6.0"	30-6002X	1.33	30-6003X	2.35	30-6004X	7.05	30-6005X	12.93
7.0"	30-7002X	1.45	30-7003X	2.50	30-7004X	7.50	30-7005X	13.75
8.0"	30-8002X	1.57	30-8003X	2.65	30-8004X	7.95	30-8005X	14.58
9.0"	30-9002X	1.60	30-9003X	2.80	30-9004X	8.40	30-9005X	15.43
10.0"	30-1012X	1.68	30-1013X	2.95	30-1014X	8.85	30-1015X	16.20
15.0"	30-1512X	2.05	30-1513X	3.70	30-1514X	11.10	30-1515X	20.35

ORDER DESK: 800-325-0101

IN ORDER TO SERVE YOU BETTER, WE HAVE INSTALLED NATIONAL WATS SERVICE WHICH ARE ATTENDED 7:00 AM TO 9:00 PM (CENTRAL TIME) MONDAY THROUGH FRIDAY, AND FROM 8:00 AM TO 5:00 PM ON SATURDAYS. WE INVITE YOU TO CALL AND CHECK STOCK BEFORE PLACING YOUR ORDER. FOR CASH CUSTOMERS WE HOLD THE ORDER PENDING ARRIVAL OF CONFIRMATION AND PAYMENT.

74xx	7490	SO.43	74196	SO.87	74LS114	SO.38	74S02	SO.35	74C42	SO.94	1010	SO.43	9512	SO.98
7401	0.58	74197	0.87	74LS123	0.98	74S03	0.35	74C48	1.27	4011	0.27	4516	1.22	
7402	0.13	74198	1.45	74LS125	0.45	74S04	0.36	74C57	1.11	4012	0.22	4518	1.13	
7403	0.17	74199	0.85	74LS126	0.84	74S05	0.36	74C74	0.48	4013	0.33	4519	0.82	
7404	0.17	74200	0.85	74LS127	0.80	74S06	0.35	74C83	0.71	4014	0.95	4520	1.13	
7405	0.18	74201	0.92	74LS128	0.38	74S07	0.38	74C85	1.37	4015	0.95	4521	1.67	
7406	0.18	74202	0.92	74LS129	0.89	74S08	0.38	74C86	1.31	4016	0.38	4522	0.86	
7407	0.24	74203	0.32	74LS130	0.93	74S09	0.38	74C88	0.40	4017	1.04	4523	1.10	
7408	0.20	74204	0.34	74LS131	0.71	74S10	0.35	74C89	0.35	4018	1.04	4524	0.67	
7409	0.20	74205	0.48	74LS132	0.94	74S11	0.36	74C90	0.97	4019	0.38	4526	0.88	
7410	0.17	74206	0.39	74LS133	0.84	74S12	0.35	74C91	0.17	4020	1.13	4528	0.88	
7411	0.20	74207	0.39	74LS134	1.09	74S13	0.35	74C95	1.09	4021	1.13	4529	0.74	
7412	0.24	74208	0.65	74LS135	0.74	74S14	0.38	74C107	0.69	4022	0.95	4707	7.20	
7413	0.25	74209	0.79	74LS136	0.74	74S15	0.38	74C108	1.89	4023	0.27	4708	8.25	
7414	0.24	74210	0.65	74LS137	0.74	74S16	0.38	74C109	2.90	4024	0.19	4709	7.30	
7415	0.24	74211	0.65	74LS138	1.01	74S17	0.58	74C157	1.89	4025	0.27	4708	9.25	
7416	0.24	74212	0.65	74LS139	1.01	74S18	0.58	74C160	1.17	4026	0.88	4720	6.95	
7417	0.24	74213	0.65	74LS140	1.01	74S19	0.58	74C161	1.17	4027	0.88	4721	6.95	
7418	0.24	74214	0.65	74LS141	1.01	74S20	0.58	74C162	1.17	4028	1.13	4722	0.93	
7419	0.24	74215	0.65	74LS142	1.01	74S21	0.58	74C163	1.17	4029	0.29	4724	1.10	
7420	0.19	74216	0.89	74LS143	1.01	74S22	0.58	74C164	1.09	4031	2.97	4725	3.95	
7421	0.25	74217	0.59	74LS144	1.13	74S23	0.38	74C165	1.09	4034	2.75	4014	0.90	
7422	0.25	74218	0.59	74LS145	1.13	74S24	0.38	74C173	1.29	4035	0.99	4005	1.37	
7423	0.24	74219	0.59	74LS146	1.27	74S25	0.40	74C174	0.40	4036	0.99	4006	0.94	
7424	0.25	74220	0.59	74LS147	1.33	74S26	0.47	74C175	1.15	4041	0.98	4016	0.90	
7425	0.19	74221	0.59	74LS148	1.05	74S27	0.69	74C192	1.37	4042	0.78	4018	1.17	
7426	0.24	74222	0.59	74LS149	1.05	74S28	0.75	74C193	1.37	4043	0.68	4019	1.17	
7427	0.25	74223	0.59	74LS150	1.05	74S29	0.75	74C195	0.38	4044	0.65	4016	1.17	
7428	0.20	74224	0.											

ADVERTISERS INDEX

READER SERVICE NO.	ADVERTISER	PAGE NO.
2	Active Electronics Sales Corp.	109
3	Amelect, Inc.	97
4	Ancrona Corporation	114
5	APF Computer	Cover 4
6	Apple Computer	Cover 2
7	AP Products	12
	Audio Technics, Inc.	90
8	Bullet Electronics	104
	BYTE	89
9	Camelot Direct	53
	Chaney Electronics	108
	Classified Advertising	116, 117, 118, 119
	Cleveland Institute of Electronics, Inc.	26, 27, 28, 29
10	Cobra	Cover 3
11	Communications Electronics	98
12	Communications Technology Group	119
13	Component Express, Inc.	96
14	Computique	108
15	Concord Computer Components	86
16	Creative Computing Magazine	97
17	Custom Craft	86
18	DAK Industries	15
19	Delta Electronics	115
20	Digi-Key Corp.	105
21	Dicwasher	20
22	DSI Instruments, Inc.	30
23	Educational Calculator Devices	99
24	Eico	98
25	80 Microcomputing	92
	Electronic Technical Institute	88
	Enercon	85
	Forrham Radio Supply	108
26	General Engines Company	119
27	Godbout Electronics, Bill Grantham College of Engineering	115
28	Guardian Electronics	99
	Guardian Electronics	13
29	Hardside	100
30	Hayden Books	102
31	Heath Co.	69
32	Heath Co.	40
33	Hobby World	104
34	Hustler	85
35	Illinois Audio	92
36	Information Unlimited	90
37	International Components Corp.	114
38	Jameco Electronics	106, 107
39	J&R Music World JS & A National Sales Group	102, 9
40	Kiloband Micro Computing	100
41	Lifeboat	101
42	Maxell Corp. of America MICROCOMPUTER MART	54, 101
43	Media Marketing	94
44	Mercury International	76
45	McIntosh Laboratory, Inc.	10
46	National Guard	39
47	Netronics R & D Ltd.	45
48	Netronics R & D Ltd.	95
49	Novation, Inc.	6
50	NRI Schools	16, 17, 18, 19
51	Ohio Scientific	5
52	OK Machine & Tool Corp.	35
53	OK Machine & Tool Corp.	7
54	OK Machine & Tool Corp.	87
55	Olympic Sales	113
56	Omnisonix	24
57	Pacom	90
58	PAIA Electronics, Inc.	98
59	PAL "Firestick" Antenna Corp.	98
60	Parts Masters, Inc.	92
61	Peoples' Computer Co.	82
62	Percom Data Company, Inc.	2
63	Personal Software	11
64	Pioneer Electronics	22
65	Poly Paks	113
66	Quest Electronics	110
67	Radio Shack	70
68	Rainbow Computing, Inc.	74
69	RCA Home Computer	33
70	Riehl Time Corp.	75
71	RNB Enterprises	84
72	Sabtronics International	14
73	Sharper Image, The	23
74	Shopsmith	91
75	Solorex	99
76	University of the Trees, Press	60

SPECIALS!!!SPECIALS!!!

Soldertail sockets:

- 14 pin 50/\$4.95
- 16 pin 50/\$4.95
- 18 pin 50/\$4.95
- 20 pin 40/\$4.95
- 24 pin 30/\$4.95
- 28 pin 30/\$4.95
- 40 pin 20/\$4.95

16K Dynamic RAMS: 8/\$87.20

Expand memory in TRS-80* I and -II, as well as machines made by Apple, Exidy, Heath H89, newer PETS, etc. Low power, 250 ns (4 MHz). Add \$3 for 2 dip shunts plus TRS-80* installation instructions.

*TRS-80 is a trademark of the Tandy Corporation

- Transistors:** Gen purp NPN (sim 2N3904) 100/\$7.95
Gen purp PNP (sim 2N3906) 100/\$8.95

Others: IMSAI spacing S-100 soldertail edge connectors 2/\$5
MA1003 12V DC auto clock module with matching case \$19.95

THE FIRST OF A NEW GENERATION

Our innovative Z-80A CPU board is truly the first of a new generation of S-100 bus equipment... a generation that's designed to accommodate multi-user setups and other high level industrial, scientific, and commercial applications.

This CPU card contains all standard Z-80 features, but also features full compliance with all proposed IEEE S-100 bus standard, provision for adding up to 8K of EROM, power on jump and clear, on-board fully maskable interrupts for interrupt-driven systems, selectable automatic wait state insertion, non-maskable interrupt, and on-board IEEE

compatible extended addressing at port FD (hex).

These advanced features give you the power you need for future expansion, as well as the system flexibility that comes from superior design. Yet, the price is competitive with boards that do much less: \$225 unkit, \$295 assm, and \$395 CSC.

Next month, we'll unveil our 8085/8088 dual processor board and the Spectrum color graphics board. For further information, send an SASE (please do not call — our phone lines are busy enough!).

TERMS: Call res add tax. Allow 5% for shipping, excess refunded. VISA/Mastercharge — call (415) 562-0636 24 hours. COD OK with street address for UPS. Special prices good through cover month of magazine while supplies last. Other prices are subject to change without notice. Add \$1 handling to orders under \$15.


If you're reading this magazine, our catalogue has something you need... send for it today (foreign requests add \$1 to help defray postage).

GODBOUT

GODBOUT ELECTRONICS
Bldg. 725, Oakland Airport, CA 94614

CIRCLE NO. 27 ON FREE INFORMATION CARD

Convert Your Car Into A Concert Hall!



AUTOMATIC RADIO

MADE BY THE
AUTO RADIO
SPECIALISTS!!

Models
May
Vary

PUSH BUTTONS

AM-FM

19⁹⁵ \$100 AM-FM AUTO RADIO

Delta No. 5785P
UNBELIEVABLE

FACTORY CLOSEOUT! One of America's largest manufacturers of auto radios has given up. We've been fortunate in acquiring the last auto radios in production. These are AM-FM sets...designed for new cars. All are tested 100% operational and come with knobs and push buttons. Ideal for installing in your auto, van, camper, boat, truck.

NEWS ITEM! Auto hi-fi has become as sophisticated as home hi-fi — and nearly as expensive. You can spend \$200 for simple components—which means hi-fi can be out of reach for many folks and 2nd cars. If you want hi-fi FM, you can start with the purchase of a \$100 radio for a mere \$19.95... This price will not last long—order today!

CB Transceiver BASE STATION \$1695

BASE operates on max. power allowed by FCC. Transmits & receives on 49,860 MHz; is crystal controlled. Tunes all 40 CB channels with superhet rcvr. Swing-up mic., squelch control, 30" antenna. 12-transistors—battery power. \$40.00 VALUE

No. 5788W 2 FOR \$32.



\$2 for SHPG.



MAIL-ORDER ADDRESS

DELTA ELECTRONICS

176 SECOND AVE.
WALTHAM, MASS. 02154
Minimum Order \$8.00
TEL. (617) 388-4705

When in our area, northeastern Mass. or southern N.H. visit our retail at 7 Oakland St., Amesbury, Mass.

CIRCLE NO. 17 ON FREE INFORMATION CARD

Electronics Classified

REGULAR CLASSIFIED: COMMERCIAL RATE: For firms or individuals offering commercial products or services, \$2.75 per word. Minimum order \$41.25. **EX-PAND-AD® CLASSIFIED RATE:** \$4.10 per word. Minimum order \$61.50. Frequency discount: 5% for 6 months; 10% for 12 months paid in advance. **PERSONAL RATE:** For individuals with a personal item to buy or sell, \$1.60 per word. No minimum! **DISPLAY CLASSIFIED:** 1" by 1 column (2-1/4" wide), \$330. 2" by 1 column, \$660.00. 3" by 1 column, \$990.00. Advertiser to supply film positives. For frequency rates, please inquire. **GENERAL INFORMATION:** Ad copy must be typewritten or clearly printed. Payment must accompany copy except when ads are to be billed on credit cards — American Express, Diners Club, Master Charge, VISA (supply expiration date) — or when ads are placed by accredited advertising agencies. First word in all ads set in caps. All copy subject to publisher's approval. All advertisers using Post Office Boxes in their addresses **MUST** supply publisher with permanent address and telephone number before ad can be run. Advertisements will not be published which advertise or promote the use of devices for the surreptitious interception of communications. Ads are not acknowledged. They will appear in first issue to go to press after closing date. Closing Date: 1st of the 2nd month preceding cover date (for example, March issue closes January 1st). Send order and remittance to Classified Advertising, **POPULAR ELECTRONICS**, One Park Avenue, New York, N.Y. 10016. For inquiries, contact Linda Lemberg at (212) 725-7686.

FOR SALE

FREE! Bargain Catalog — I.C.'s, LED's, readouts, fiber optics, calculators parts & kits, semiconductors, parts. Poly Paks, Box 942PE, Lynnfield, Mass. 01940.

GOVERNMENT and industrial surplus receivers, transmitters, snooperscopes, electronic parts, Picture Catalog 25 cents. Meshna, Nahant, Mass. 01908.

LOWEST Prices Electronic Parts. Confidential Catalog Free. KNAPP, 4750 96th St N., St. Petersburg, FL 33708.

ELECTRONIC PARTS, semiconductors, kits. FREE FLYER. Large catalog \$1.00 deposit. BIGELOW ELECTRONICS, Bluffton, Ohio 45817.

RADIO — T.V. Tubes — 49 cents each. Send for free catalog. Cornell, 4213 University, San Diego, Calif. 92105.

AMATEUR SCIENTISTS, Electronics Experimenters, Science Fair Students . . . Construction plans — Complete, including drawings, schematics, parts list with prices and sources . . . Robot Man — Psychedelic shows — Lasers — Emotion/Lie Detector — Touch Tone Dial — Quadraphonic Adapter — Transistorized Ignition — Burglar Alarm — Sound Meter . . . over 60 items. Send \$1.00 (no stamps) for complete catalog. Technical Writers Group, Box 5994, University Station, Raleigh, N.C. 27650.

SOUND SYNTHESIZER KITS — Surf \$16.95, Wind \$16.95, Wind Chimes \$22.95, Musical Accessories, many more. Catalog free. PAIA Electronics, Box J14359, Oklahoma City, OK 73114.

TELETYPE EQUIPMENT: Copy Military, Press, Weather, Amateur, Commercial Transmissions. Catalog \$1.00. WEATHER MAP RECORDERS: Copy Satellite Photographs, National-Local Weather Maps. Learn How! \$1.00. Atlantic Sales, 3730 Nautilus Ave., Brooklyn, NY 11224. Phone: (212) 372-0349.

BUILD AND SAVE TELEPHONES, TELEVISION, DETECTIVE, BROADCAST Electronics. We sell construction plans with an Engineering Service. Speakerphones, Answering Machines, Carphones, Phonevision, Dialers, Color TV Converters, VTR, Games, \$25 TV Camera, Electron Microscope, Special Effects Generator, Time Base Corrector, Chroma Key, Engineering Courses in Telephone, Integrated Circuits, Detective Electronics. PLUS MUCH MORE. NEW Super Hobby Catalog PLUS year's subscription to Electronic News Letter, \$1.00. Don Britton Enterprises, 6200 Wilshire Blvd., Los Angeles, Calif. 90048.

NAME BRAND Test Equipment. Guaranteed discounts up to 50%. Free catalog. Salen Electronics, Box 82, Skokie, IL 60077.

UNSCRAMBLE CODED MESSAGES from Police, Fire and Medical Channels. Same day service. Satisfaction guaranteed. Don Nobles Electronics, Inc., Rt. 7, Box 610, Hot Springs, Arkansas 71901. (501) 623-6027.

UNSCRAMBLERS FOR any scanner. Several models available. Free literature. Capri Electronics, 8753T Windom, St Louis, MO 63114.

UNSCRAMBLERS, seven models available to decode police, ambulance, and fire coded transmissions. Other scanner devices. Tone encoders/decoders. Telephone accessories, etc. Free Catalog. KRYSSTAL KITS, Box 445, Bentonville, AR 72712. (501) 273-5340.

POLICE/FIRE SCANNERS, crystals, antennas, CBs, Radar Detectors. HPR, Box 19224, Denver, CO 80219

CB RADIOS, VHF-UHF Scanners, Crystal, Antennas, Radar Detectors. Wholesale. Southland, Box 3591 Baytown, TX 77520.

PRINTED CIRCUIT supplies, chemicals, tools, artwork, plating solutions. Major credit cards. Catalog \$2.00, refundable. CIRCOLEX, Box 198, Marcy, NY 13403.

SpeakerGuts.

The absolute latest in advanced speaker technology. *Wave Aperture™ Drivers, the Patented Netrovic Woofer System™*, raw speaker components selected for their excellence. Horns, crossovers, subwoofers, woofers, midranges, horn and dome tweeters. Over 30 in all. Build your own speaker system and we'll provide top quality speakers and design information. Send for FREE 48 page color catalog from the largest, most experienced speaker kit manufacturer in the world. **DON'T DELAY. Write today!**



Dept. 178, 735 N. Northlake Way
Seattle, Washington 98103

RECONDITIONED TEST EQUIPMENT \$1.00 for catalog. WALTER'S TEST EQUIPMENT, 2697 Nickel, San Pablo, CA 94806. (415) 758-1050.

NEGATIVE ION GENERATORS AND ACCESSORIES. (Kits). Fascinating details — \$1.00. Golden Enterprises, Box 1282-PE, Glendale, Arizona 85311.

Telephone Listening Device

Record telephone conversations in your office or home. Connects between any cassette or tape recorder and your telephone or telephone LINE Starts automatically when phone is answered. Records both sides of phone conversation. Stops recorder when phone is hung up. This device is not an answering service.



Each \$18.95
Qty. Disc Avail.

Super Powerful Wireless Mic

10 times more powerful than other mics. Transmits up to 1/4 mile to any FM radio. Easy to assemble kit. 15V battery (not incl.) Call (305) 725-1000 or send \$18.95 + \$1.00 shipping per item to USI Corp., P.O. Box PE-2052, Melbourne, FL 32901. COD's accept. For catalog of transmitters, voice scramblers and other specialty items, enclose \$2.00 to USI Corp.



Size 2 x 3 x

EXQUISITE ELECTRONICS KITS for beginners and pros. Free brochure. LOGICAL SYSTEMS, 3314 'H' St., Vancouver, Washington 98663.

TREMENDOUS BUYS In New And Gov't Surplus Equipment

Dial Telephone "SUPER BUY"

Save us the labor costs of cleaning and polishing and save \$555 on standard dial telephones. Work on any commercial system. Complete (no parts missing) in good working order. Your choice of desk or wall models. These are take-outs from commercial service (no toys). Instructions furnished.

NEW MODEL: \$13.95
Old Model: \$15.95

\$7.95 PREPAID IN U.S. (Does not include shipping and handling charges)

FREE CATALOG Shows BIG SAVINGS On

- ELECTRONICS • ELECTRICAL • ALARM SYSTEMS • TELEPHONE • PUMPS
- MICROSCOPES • GEAR MOTORS • WRENCHES • SURVIVAL INSTRUMENTS
- GENERATORS • COMPRESSORS • HYDRAULICS • POWER TOOLS • WELDERS
- POWER PLANT • CHEMICAL SPRAYING • TAPPLINGS • MANY OTHERS

Surplus Center Box 82209-PE Lincoln, Ne. 68501

SATELLITE TELEVISION — Build or buy your own earth station. Article gives most hard to find, necessary information. Send \$3.00. Satellite Television, R.D. 3, Box 140, Oxford, NY 13830.

SATELLITE TV FOR THE HOME

Our receiver lets you get over 75 channels of television directly from earth-orbiting cable TV satellites! HBO, Showtime, super stations, sports and movies from around the world.



Sick of Network TV? Buy Complete or Build our kit and save!

Our 24-channel receiver provides "studio quality" TV reception. Easy to install! Ultra low power consumption! Brilliant color! Works anywhere! FCC licensing no longer required. Order today! Complete details covered in our Home Earth Station manual. Send \$7.95 today (refundable against any purchase), or call:

24-hour C.O.D. Hotline
(305) 869-4283

SPACECOAST RESEARCH
Dept. H, P.O. Box 442, Altamonte Springs, FL 32701

NEW ELECTRONIC PARTS. Continuously stocked. Stamp brings catalog. Daytrap Electronics, 3029 N. Wilshire Ln, Arlington Hts., IL 60004.

NEW CATALOG of low cost electronic parts. Send for FREE copy. ALL ELECTRONICS CORP., Dept. F, 905 S. Vermont Ave., Los Angeles, CA 90006.

New Morse-A-Word Code Reader

IDEAL FOR BEGINNERS SWL'S AND AMATEURS. CONNECTS TO YOUR RECEIVER. SPEAKER. FULL EIGHT CHARACTER READOUT. ORDER MAWE \$249.95. KIT \$169.95. SEND CHECK OR MONEY ORDER. USE YOUR VISA OR MASTER CHARGE. ADD \$3.50 FOR SHIPPING.

Microcraft Corporation Tel: 414-241-8144
P.O. Box 513 PE, Thiensville, Wisconsin 53082

RF POWER TRANSISTORS — MRF 455A — \$17.95, MRF 454A — \$24.95, 2N 5591 — \$8.90, 2N 6084 — \$14.50, more. TV, audio, radio, VTR transistors, IC's, diodes, SG 613 — \$5.90, STK 013 — \$8.40, AN 239 — \$4.90, more. Send for free catalog. B & D Enterprises, P.O. Box 32, Mt. Jewett, PA 16740. (814) 837-6820. 24 hours.

LOUD AND CLEAR.

Read all about the X — the amazing speaker that has the power to reproduce even the lowest bass notes — loud and clear. Features the brilliant corner horn design with Speakerlab innovations like Magnar™ and tweeter. Read about X's and all the other great Speakerlab speakers and parts in our free catalog.

To get yours, write
SPEAKERLAB Dept. 179
735 N. Northlake Way
Seattle WA 98103

TEST EQUIPMENT, new and used. Catalog \$1.00. PTI, Box 8756, White Bear Lake, MN 55110.

DISCOUNT C.B., SCANNERS, ACCESSORIES. Free Catalog Crystals: CB, Ham, Scanner. All freqs. Same day service. XTALS, Box 42-E, Prospect Hts., IL 60070.


TRS-80 USERS: We have hardware and software. Write for current list. HARTMANN-LANG, Box 693, Chatham, NJ 07928.

FREE CA3140 OpAmp with every order. All top quality merchandise. Send for bargain catalog. KEY ELECTRONICS, Box 3506P, Schenectady, NY 12303.

ELECTRONIC CATALOG Free. Over 300 pages. Parts, schematics, etc. Everything needed by the hobbyist or technician. T & M Electronics, 472 East Main St., Patchogue, NY 11772 (516) 289-2520.

RECORDS — TAPES! Discounts to 73%. All labels; no purchase obligations; newsletter; discount dividend certificates. 100% guarantees. Free details. Discount Music Club, 650 Main St., Dept. 5-0580, New Rochelle, NY 10801.

UNUSUAL CB ITEMS. Modifications, books, repairs, range-booster accessories. Catalog \$1. CB CITY, Box 1030PE, Woodland Hills, CA 91365.



MAKE IT

Audiokit 62, 6 in/2 out pro mic mixer perfect for live recording. Can be assembled in just hours. Features treble, bass, pan, cue, echo, gain control on all inputs. Kit . . . \$265. Assembled . . . \$395. Send check or money order to: Audiomarketing, 652 Glenbrook Rd., Stamford, CT 06906 or call us Toll Free at 800-243-2598.

POLICE SCANNERS — WHOLESALE PRICES. Over 25 models. Bearcat 300 — \$379.95. Regency M 100 — \$209.95. Bearcat 220 & 250 — \$269.95. Same day shipping. VISA MC. (415) 573-1624. Free catalog. Write: Scanners Unlimited, 1326 El Camino Real, Belmont, CA 94002.

GUARANTEED TEST EQUIPMENT. Surplus at surplus prices. List \$2.00 Refundable. Jack Watts Co., Box 25, Corona, CA 91720.

SAVE 50%. Build your own speaker system. Write: McGee Radio Electronics, 1901 McGee Street, Kansas City, Missouri 64108.

CVP Tester

A Pocket Multitester

Patent No. 4066953



- You Can Test For:
 - Floating grounds
 - Fuses • Leakage
 - Continuity
 - AC DC Voltage
 - Polarity
- Only \$9.95

Send Check or Money Order to:

ELECTRICAL INSULATION CO.
P.O. BOX 3919 • SARASOTA, FLA. 33578

A Must for the:

- Electrician
- Engineer
- Hobbyist
- Electronic Technician

BIOPHYSICAL TELEMETRY TRANSMITTER: Transmits your heart, (EKG), signal to any ordinary FM radio. Transmitted data consists of an audio tone which is frequency modulated by your EKG signal. The tone allows you to monitor your heart rate and hear EKG frequency components which otherwise could not be heard. Built-in electrodes make it easy to use. Completely assembled, battery included. Approximate size: 4.4" x 2.4" x 1.2" Order Model BHT-14. \$27.50. OMNI-TEK INC., P.O. Box 726, Loveland, CO 80537.

SECRET TELEVISION CHANNELS IN YOUR HOME without set modifications. Latest movies, sports, night club acts, religion, it's all in your neighborhood, but kept secret from most people. Complete detailed plans on how you can start receiving these SECRET channels for \$100.00 or less. Send \$25.00 cash, check, or money order. . . or \$4.50 for more information, to: TELE-TEC, Dept. SATT., 8688 Royal Drive, Noblesville, IN 46060.

TRS-80* COMPUTERS. LIJ-16K \$680. Disk \$415. Expansion INT-16K \$375. Order now, prices \$2.00 refundable. Micro-computer. 503D Riverfalls, Charlotte, NC 28215.

HOW TO BUILD CROSSOVERS. Send S.A.S.E. for catalog of crossover information publications. Mesalab, Dept. PE, 3942 Mesa Avenue, Sarasota, FL 33583

DUAL Trace 15mhz Heathkit Scope. Xint Cond. \$375. 68 No. Hill, Pasadena, CA 91106. (213) 795-7453

KEYBOARDS for synthesizers and organs. Completely assembled with single or dual contacts. Send for information DEVTRONIX Organs, Dept. 71, 6101 Warehouse Way, Sacramento, CA 95826

MODEL 33 TTY wiring fully explained with drawings. \$3.00. Walker, 403A Whitaker Rd., New Market, TN 37820.



micro-madness

An actual micro-computer chip enlarged 80x to become a tantalizing jigsaw puzzle. 10" x 14". 252 pieces. Order yours now! Send \$10.00 ppd to Eubanks Engineering, P.O. Box 127, Valencia, PA 16059.

SKIPMASTER halts CB skip noise, bleedover. Adjustable control, easy mounting for base, mobile. \$24.95. Matrix Communications, 611 Norwegian, Pottsville, PA 17901. (717) 622-3283.

USE THOSE SALVAGED PARTS! Color and number code charts for potentiometers, capacitors, transformers, resistors, coils, more! Handy page size for easy reference - complete set \$2.00. Trip Engineering, Box 103, MIT Branch, Cambridge, MA 02139.

PRINTED CIRCUIT BOARDS, your artwork. Quick delivery. Reasonable. Atlas Circuits, Box 974, Waynesville, NC 28786 (704) 456-3739.

OSI CHALLENGER 1P — Superboard II. 90 page step-by-step programming manual. \$5.95 + \$1.00 P&H. TIS, Box 921-PE, Los Alamos, NM 87544.

MICROCOMPUTERS

TRS-80 PARALLEL I/O. PPI-80 contains three 8-bit programmable ports with switch selectable address decoding. Plugs into keyboard or E.I. PCB and manual \$25.95. Quant Systems, Dept. PE, Box 628, Charleston, SC 29402.

BASICS of Servomechanisms and Operational Amplifiers - Clear text "instant breadboarding" result in solid understanding of fundamental concepts. Cassette for TRS-80, Level II, 16K, \$9.95. Omni Systems Co., P.O. Box 29347, Minneapolis, MN 55430.

PLANS AND KITS

FREE KIT Catalog contains Test and Experimenter's Equipment. Dage Scientific Instruments, Box 1054P, Livermore, CA 94550.



TIGER 500 SIMPLI-KIT

FOR THE DO-IT-YOURSELFER

NOW! a high quality CD ELECTRONIC IGNITION SYSTEM in kit form.

Contains all components and solder to build complete Solid-State Electronic CD Ignition System for your car. Assembly requires less than 3 hours.

- Increases MPG 15%
- Increases horsepower 15%
- Plugs and Points last 50,000 miles
- Eliminates 4 or 5 tune-ups
- Instant starting, any weather
- Dual system switch

Fits only 12 volt neg. ground
Only \$26.95 postpaid

Tri-Star Corporation
P.O. Box 1727 Grand Junction, Colorado 81501

PRINTED CIRCUIT Boards from sketch or artwork. Kit projects. Free details. DANOCINTHS Inc., Box 261, Westland, MI 48185.

ELECTRONICS KITS: For information, send 5c. GI Kits, Box 2329, Garland, TX 75041.

HI FI STEREO AMPLIFIER. Build your own, at half market price! Info \$1.00. OTECH, P.O. Box 1245, Des Plaines, IL 60018.

SPEAKERPLANS — Build ANY size speakers without special tools, experience. FOOLPROOF, illustrated instructions, parts sources. 80% SAVINGS! Rush \$4. SPEAKERPLANS, 334 Purset, Phillipsburg, NJ 08865.

NEW-UNSCRAMBLER PLANS. State of art integrated circuit design. Fits all scanners. Complete plans. \$3.95. Innovative Marketing, Box 7577, Huntington, WV 25777.

FIBER OPTIC EXPERIMENTER'S KIT. Includes fiber, cable, tools and instructions. Send \$6.00 to: FIBERTRONICS, Box 322, Primos, PA 19018.

TOP QUALITY SPEAKERS AND KITS. Send \$1.00. Speaker Warehouse, 809 North Route 441, Hollywood, FL 33021

TELSA COIL — 40* SPARKS! Plans \$7.50. Information 75 cents. Huntington Electronics, Box 2009-P, Huntington, Conn. 06484.

NEGATIVE ion generator; build with easy-to-get parts for less than kit prices! Complete plans \$5.00. Lunatrix, Box 891-PE, Yucaipa, CA 92399.

BUILD YOUR OWN desk and filing cabinet. Jig saw only tool used. Plans \$3.95. Feldar Products, Dept. A1, Box 7382, Sta. A, Saint John, N.B. E2L 4S7, U.S. Inquiries.

PROJECTION TV . . . Convert your TV to project 7 Foot picture. Results equal to \$2,500 projector. Total cost less than \$20.00. PLANS & LENS \$16.00. Illustrated info. FREE: Macromoch, Washington Crossing, PA 18977.

ELECTRONIC KITS. Power supplies, function generators, etc. Everything needed for your electronic workbench. Also audio and other experimenters kits. Free catalog. Estes Electronics, Rt. 2, Box 170, Alexander City, AL 35010.

BUILD 200 Watt Channel Stereo Amplifier for \$125. 3% THD. Details: BHL, P.O. Box 2804CS, Pullman, WA 99163.

999 SIMPLE PROJECT SCHEMATICS for the Junkbox experimenter. Tubes, Transistors, Chips. Complete index — parts and reference. Send \$3.00 to: Electronics, 1700 S. Union Rd., Manteca, CA 95336.

STUDIO II Conversion to Microcomputer! Plans \$5.00. Kits available. ARESCO, Box 1142, Columbia, MD 21045. (301) 730-5186.

KIT BUILDERS DELIGHT - Full loudspeaker parts program, kits, plans, closeouts, \$1.00 for complete catalog. C.C.L. Enterprises, Inc., 30682 San Antonio, Hayward, CA 94544.

BUILDING YOUR OWN SPEAKERS? Use dual transmission lines. Build a dual transmission regenerator. Accepts dual transmission lines; Subwoofer connections; Drive multi-speakers per cabinet; Three dimensional acoustic switch; Infinite power handling; Controls impedance, balance, separation, etc. Use with existing speakers too! Under \$15.00 to build. Plans, send \$6.00 to: D.T.R. SYSTEM, 1600 Woods Road #D, Winston-Salem, NC 27106.

LASERS HANDBOOK with burning, cutting. Ruby Reds, CO's complete plans, books, and parts. Send \$4.00 to: Famco, Dept. PE, Box 1902, Rochester, NH 03867.

CATALOG OF ELECTRONIC PLANS. Preamps, speakers, crossovers, transmitters, linears and more. Catalog and Construction Guide. \$1.00. Peter Schmitt Enterprises, Dept. EP, P.O. Box 07071, Milwaukee, WI 53207.

ALARMS



Burglar-Fire Protection

Protect Your Life, Home, Business, Auto, etc.

- Our catalog shows how install your own alarm systems and devices and save \$\$\$\$ We offer FREE write-in engineering service.

FREE CATALOG Lowest Prices on Reliable, High Quality Alarm Systems and Devices

Burdex Security Co. Box 82802-PE Lincoln, Ne. 68501

POLICE DIALER \$29.95. Free burglar alarm equipment catalog. Sasco, 5619P St. John, Kansas City, MO 64123. (816) 483-4612.

BURGLAR, FIRE, CAR! Finest equipment! Save! Catalog, Decal, 50c, Refundable! AAS, 186A Oxmoor Road, B'ham, AL 35209.

ULTRASONIC — WIRELESS — PERIMETER. Free Warning Decal with catalog — \$1. EAC, Box 7881G, Colorado Springs, CO 80933.

HIGH FIDELITY

DIAMOND NEEDLES and Stereo Cartridges at Discount prices for Shure, Pickering, Stanton, Empire, Grado, Audio Technica, Osawa, Satin and ADC. Send for free catalog. LYLE CARTRIDGES, Dept. P, Box 69, Kensington Station, Brooklyn, New York 11218. Toll Free 800-221-0906 9AM - 8PM except Sunday.

AUDIO, VIDEO, ELECTRONIC PRODUCTS: Best Pricing, Delivery! Personalized Service! SONY, DBX, Mobile Fidelity, Hewlett-Packard, BSR X-10, Multi-Track Equipment. WYCO SALES, P.O. Box 887, Cary, NC 27511. 1-800-334-2483 (N.C. 919-467-8113)

WANTED

GOLD, Silver, Platinum, Mercury, Tantalum wanted. Highest prices paid by refinery. Ores assayed. Free circular. Mercury Terminal, Norwood, MA 02062.

WANTED. RADIATION MONITOR ASSEMBLED. Write: G. Miller, Box 14366, Austin, TX 78761

TELEPHONES & PARTS

TELEPHONES UNLIMITED, EQUIPMENT SUPPLIES, ALL TYPES. REGULAR, KEYED, MODULAR. Catalog call (714) 563-5555 or mail \$1.00 refundable. Box 1147E, San Diego, CA 92112.

HOBBIES

..... GREAT OUTDOOR FUN.....
SEARCH ELECTRONICALLY FOR gold, silver coins and relics with White's Electronics mineral metal detectors. Pays for itself U.S. Patented. For your nearest dealer and free catalog CALL TOLL FREE 1-800-547-6911



White's Electronics, Inc Dept PE-0
Sweet Home, OR 97386

NEW 1980 LEATHERCRAFT CATALOG! 100 pages of over 2100 genuine leather kits, tools, supplies. Easy way to make extra money in your spare time. Send 50¢ for postage and handling to: Tandy Leather Company, P.O. Box 791, Dept. PEC-5, Fort Worth, TX 76101.

TUBES

RADIO & T.V. Tubes — 49 cents each. Send for free Catalog. Cornell, 4213 University, San Diego, Calif. 92105.

TUBES: "Oldies". Latest. Supplies, components, schematics. Catalog Free (stamp appreciated). Steinmetz, 7519-PE Maplewood, Hammond, Ind. 46324.

TUBES-RECEIVING, Industrial and Semiconductors Factory Boxed. Free price sheet including TV, Radio and audio parts list. Transletronic, Inc., 1365 39th St., Brooklyn, New York 11218. Telephone: (212) 633-2800. Toll free: 800-221-5802.

GOVERNMENT SURPLUS

MANUALS for Govt Surplus radios, test sets, scopes. List \$1.00 (cash). Books, 7218 Roanne Drive, Washington, D.C. 20021.

SURPLUS JEEPS — \$19.30!! — CARS — \$13.50!! — 650,000 ITEMS!! — GOVERNMENT SURPLUS!! — Most COMPREHENSIVE DIRECTORY AVAILABLE tells how, where to buy!! — YOUR AREA — \$2. — MONEYBACK GUARANTEE!! — "Government Information Services", Department GE-21, Box 99249, San Francisco, California 94109.

JEEPS... \$18.88!!... 675,000 Items! Buy In Your Area! How! Where! — Moneyback GUARANTEED 1980 Government SURPLUS Directory — Including: "Buy G-Lands," — "G-Oil/G-Gas LOTTERIES," — \$2.00. GSRPLUS, Box 2009-N, Syracuse, NY 13220.

PERSONALS

MAKE FRIENDS WORLDWIDE through international correspondence, illustrated brochure free. Hermes-Verlag, Box 110660/Z, D-1000 Berlin 11, W. Germany.

MAILORDER SUCCESS! Interested? Free exposé. TWP-V, Box 6226, Toledo, Ohio 43614.

LOFTINESS MUSIC? Connoisseur's recommendations—\$2. Box 5600, Jacksonville, FL 32207.

PENFRIENDS — ENGLAND — USA, through correspondence. Send age, interests. Free reply. Harmony, Box IPE, Brooklyn, New York 11223.

INSTRUCTION

PASS FCC EXAMS

TESTS-ANSWERS FOR FCC FIRST AND SECOND CLASS COMMERCIAL LICENSE

The Original FCC Tests-Answers exam manual that prepares you at home for FCC First and Second class Radiotelephone licenses. Newly revised multiple-choice exams cover all areas tested on the actual FCC exam Plus "Self-Study Ability Test" Proven! \$9.95 postpaid. Moneyback Guarantee!

Command Productions Radio Engineering Division P.O. Box 26348 P San Francisco, CA 94126

MEDICAL ELECTRONICS TECHNOLOGY, home study. Troubleshoot medical instruments. University Reme 5, Box 9622, Fresno, CA 93793.

UNIVERSITY DEGREES BY MAIL! Bachelors, Masters, Ph.D's. Free revealing details. Counseling, Box 317-PE05, Tustin, California 92680.

LEARN WHILE ASLEEP! HYPNOTIZE! Astonishing details. Strange catalog free! Autosuggestion, Box 24-ZD, Olympia, Washington 98507.

RADIO BROADCASTING: Become DJ, engineer. Start your own station — investment experience unnecessary! Receive free equipment, records. Free details. Broadcasting, Box 130-A5, Paradise, CA 95969.

LEARN ELECTRONIC ORGAN SERVICING at home. Completely revised course covers latest models including digital, LSI's, synthesizers, etc. NILES BRYANT SCHOOL, PO Box 20153, Sacramento, CA 95820.

COLLEGE DEGREES BY MAIL! No classes. Fast. Economical. Accredited. FREE Revealing details. Success, Box 13151-R5, Columbus, Ohio 43213.

HAMS: ADVANCED CLASS TEST GUIDE! Accurate! Send \$11.50 to Dick Bash - KL7HP, Box 4325, San Leandro, CA 94579.

AVIONICS Aircraft Electronics. Accredited School. Excellent Employment Opportunities. Aero Technicians, P.O. Box 7PE, Rexburg, ID 83440.

FOR INVENTORS

PATENT AND DEVELOP Your invention. Registered Patent Agent and Licensed Professional Engineer. Send for FREE PATENT INFORMATION every inventor should have. Richard L. Miller, P.E., 3612 Woolworth Building, New York, NY 10007. (212) 267-5252.

INVENTIONS WANTED

FREE CONSULTATION • NO IDEA TOO SMALL

Disclosure registration Potential cash or royalties from manufacturers seeking new ideas. For free information on how to register your ideas. Call or write

AMERICAN INVENTORS CORP.

59 Interstate Dr Dept PE
West Springfield, MA 01089 (413) 737-5376
A Free Based Service Company

NEW! "Patenting Your Invention Yourself", \$29.95. Registered Patent Attorney, 7400 ZD Benjamin Franklin Sta., Washington, DC 20044.

INVENTORS Patent your invention. Free initial consultation. We are registered by the U.S. Government. VICTOR J. EVANS & CO., 4637 Eastern Ave. N.E., Washington, DC 20018. Since 1898.

CHEAP PROTECTION for your ideas. Inventor's Logbook. Verification format, permanent binding; moneyback guarantee. \$14.95. JorJan, Box 405PE, Ellensburg, WA 98926.

BUSINESS OPPORTUNITIES

I MADE \$40,000.00 Year by Mailorder! Helped others make money! Details 25c. Torrey, Box 318-NN, Ypsilanti, Michigan 48197.

FREE CATALOGS. Repair air conditioning, refrigeration. Tools, supplies, full instructions. Doolin, 2016 Canton, Dallas, Texas 75201.

NEW LUXURY CAR WITHOUT COST! Free Report. Codex-ZZ, Box 6073, Toledo, Ohio 43614. (419) 865-5657.

MECHANICALLY INCLINED individuals desiring ownership of Small Electronics Manufacturing Business — without investment. Write: BUSINESSES, 92-K2 Brighton 11th, Brooklyn, New York 11235.

MILLIONS in Mail!!! Free Secrets. Transworld-17, Box 6226, Toledo, OH 43614.

MECHANICALLY INCLINED INDIVIDUALS

Assemble electronic devices in your home. Knowledge, or experience not necessary. Get started in spare time. Above average profits. \$300 - \$600/Wk possible. Sales handled by others. No investment — Write for free details.

ELECTRONIC DEVELOPMENT LAB
Box 1560PE, Pinellas Park, FL 33565

ERASE DEBTS with little-known law — create wealth!! Details FREE — Blueprints. No. EE5, Box 100, LaGrangeville, NY 12540

BIG MONEY! Interested? Free disclosure. Febre-V, Box 6073, Toledo, Ohio 43614. (419) 865-5657

FREE Inflation-Beater Book "2042 Unique, Proven Enterprises." Fabulous "Little Knowns." Work home! Haylins-S, Carlsbad, CA 92008

DIGITAL WATCH REPAIR — Learn to repair digital watches — provide service to jewelry and department stores — part time or full time. We supply training — equipment — replacement parts. Zantech, Inc., 13 Greentree Rd., Trenton, NJ 08619. (606) 586-5088.

ENERGY DRIVE SYSTEM that provides energy. Montgomery, 4255 Farlin, St. Louis, MO 63115.

ION GENERATION & STATIC MEASURING DEVICES product line for sale - reasonable terms. Business Brokerage Group, 57 North Street, Danbury, CT 06810.

\$625/WEEKLY! Home mailing program. Free postage — supplies — \$20 bonus! Write immediately. Treasure-7Y, Morrison, CO 80465.

EMPLOYMENT OPPORTUNITIES

ELECTRONICS/AVIONICS EMPLOYMENT OPPORTUNITIES. Report on jobs now open. Details FREE. Aviation Employment Information Service, Box 240E, Northport, New York 11768.

INSTANT CASH COMMISSIONS Full or part time. Free sales kit features America's largest line low-priced Business, Printing, Advertising Specialties, Signs, Calendars and other necessities used daily by business people. Profitable repeat order. No experience. No investment. No collections or deliveries. Write today. National Press, Dept. 051, North Chicago, IL 60064.

ELECTRONIC ENGINEERING and TECHNICIAN EMPLOYMENT Information for ANYWHERE in the U.S. FREE details. Write: NATIONAL ELECTRONIC EMPLOYMENT SERVICES, Box 14766, Austin TX 78761.

ELECTRONIC TECHNICIANS: \$23,000 or more per year to start! Minimum experience. No degree. Jobs throughout U.S. Free report. TJM, Dept. B, Box 254490, Sacramento, CA 95826.

HOW TO START an exciting new career. Average computer programmer makes \$20,200. Wide open opportunities for computer programmers, operators, technicians. Free training available. Guidebook shows where, how to start a new future. \$3.00. Caroll Associates, 33402A Nottingham, Dana Point, CA 92629.

SITUATIONS WANTED

QUALIFIED ELECTRONIC TECHNOLOGIST will work cheap for employer/sponsor to the U.S.A. Box 163, Station T, Toronto, M6B 4A1, Canada.

DO-IT-YOURSELF

AUDIO/ANALOG/SYNTHESIS. Plans, parts, kits, etc. for the most exciting sound projects ever. Get on our mailing list, send 25c to: CFR Associates Inc., Newton, N.H. 03858.

125 WAYS TO IMPROVE YOUR GAS MILEAGE! Latest tips & techniques on how to increase gas mileage 15% to 35%. Instructions \$9.95-Money Back Guarantee. Fuel Expanders, P.O. Box 17711, Irvine, CA 92715.

SAVE MONEY on costly CB and car radio repairs. Correct many problems yourself. Instructional booklet \$2.00 postpaid. Midwest Sound Service, 10510A Grandview Road, Kansas City, MO 64137.

REAL ESTATE

BIG... FREE... SUMMER CATALOG! Over 2,700 top values coast to coast!!! UNITED FARM AGENCY, 612-EP, West 47th, Kansas City, MO 64112.

RUBBER STAMPS

RUBBER STAMPS, BUSINESS CARDS. Many new products. Catalog. Jackson's, E-100, Brownsville Rd., Mt. Vernon, Ill 62864.

BOOKS AND MAGAZINES

ELECTRONIC MUSIC and home recording in Polyphony magazine. Advanced applications, interviews, projects, computer music. Sample \$1.50. Subscription (6 issues), \$8.00 US/\$10.00 foreign. POLYPHONY, Box P20305, Okla. City, OK 73156.

COMPUTER PROGRAMMING. Informative booklet: Required aptitudes, education; how, where to train; etc. \$4.98 postpaid. Routh, 256 N. Craig, Pittsburg, PA 15213

Linda Says - Check it out!

Leader LB0-507A 20 MHz
Reg. 580.00/ Call

Hickok 15 MHz Triggered
Reg. 565.00/399.00

Hickok 15 MHz Dual Trace
Reg. 795.00/599.00

Hickok 30 MHz Dual Trace
Reg. 1,149.00/869.00

NLS Mini Scope 15 MHz
Reg. 318.00/ Call

NLS Mini Scope 15 MHz Dual Trace
Reg. 435.00/ Call

NLS Mini Scope 30 MHz Dual Trace
Reg. 559.00/ Call

Leader LB0508 20 MHz Dual Trace
Reg. 770.00/ Call

Hickok Model LX303 Meter 66.95

CSC Logic Monitor Model LM-1 Call

Hickok Function Generator
Reg. 225.00/ 169.95

Beckman LCD Meter Model 300 99.95
Model 310 129.95

Platt Tool Case
Reg. 89.95/59.95

Weller Xcellite Service Master Model 99SM 39.95
Roll Kit Model 99PR 15.95

Weller Elect. Soldering Station EC2000
Reg. 125.00/99.95
EC1000
Reg. 99.95/75.95

CSC Logic Probe LP-1 39.95

Leader LB0520 30 MHz Dual Trace
Reg. 1,050.00/ Call

B&K Scope 1432P 15 MHz Dual Trace
Reg. 840.00/ Call

CSC PS-500 Prescaler Call
CSC 100 MHz Counter Call
CSC Max 50 Counter Call
CSC Max 550 Counter Call

Hickok Model 440 Semiconductor Curve Tracer
Reg. 235.00/179.95

Frequency counters, oscilloscopes, signal generators, multimeters, tools, and probes are among hundreds of products available. Large inventory of Tektronix, Hewlett-Packard, General Radio, Fluke, and Boonton available with replacement parts as well. Master Charge — Visa Cards accepted. Come in, call or write for free brochures 9AM - 9PM Monday through Friday. Export inquiries invited.

CTG Communications Technology Group, Incorporated

448 Merrick Road, Oceanside, N. Y. 11572 U.S.A. (516) 536-5724
Communications for Worldwide Use Telex 640-488/TWX 510-225-5736

CIRCLE NO. 10 ON FREE INFORMATION CARD

VIDEO SOURCE BOOK - Your guide to 15,000 prerecorded video programs — 700 pages — easy-to-use, \$19.95. Money-back guarantee. Check or money order to: NVC, P.O. Box 3, Dept. 10PE, Syosset, NY 11791. Master Charge and VISA only CALL NOW TOLL-FREE, 800-824-7888, Calif. 800-852-7777. ask for op. 909.

INFLATION AND RECESSION ARE HERE. Learn how to financially protect your family. "Gain Control of Your Money" - a new manual that shows how to analyze finances and gain power over inflation. Moneyback guarantee. \$4.95 to East Enterprises, Dept. E1, 10030 N. Blaney, Cupertino, CA 95014.

INSTANT MEMORY ... NEW WAY TO REMEMBER. No Memorization. Release your PHOTOGRAPHIC Memory. Stop forgetting! Free information. Institute of Advanced Thinking, 845PP ViaLapaz, Pacific Palisades, CA 90272.

MOTION PICTURE/VIDEO FILMS

CELEBRATE W.C. FIELDS 100th Birthday! Order his 16mm B&W 400' Snd Film "Much Ado About Golf." Low priced @ \$29.95 ea (40. list), or "Bank Dick" or "Never Tell A Lie", each 800' 16mm B&W Snd film, \$69.95 ea (\$80. reg), add \$3. per reel for ship. Price changes next month. Castle Travel Films, 200' Color Mag Snd \$19.95 ea (\$32.95 list) "San Juan" or "New York", or All-Spinks I, boxing upset of century, 4 reels S-8 Color/Snd, complete 64" version, only \$150. PPD. (you save \$75). "Who's On First" Abbott & Costello 100' S-8 B&W Snd Baseball comedy only \$12.95 PPD, 200' S-8 Snd \$29. "Black Sunday" Super Bowl crowd endangered; 400' Paramount Feature S-8 color snd \$64.95 + \$2. ship (you save \$5). Another May special, complete set 16mm B&W Snd News Parades covering the tumultuous 60's. 400' film, set of 10—60-69, \$397.50 PPD. Sold in sets only — real news for collectors. Video Cassette special, expires 5/20 '79 World Series Video Movies (Pittsburgh/Baltimore), hilites of all 7 games only \$69.95 ea (reg \$74.95) + \$2. ship. Indicate Beta or VHS. Charge your films & tapes to MasterCharge & Visa. Ill res. + 6% tax. Hollywood Gold Video movie cat., \$1.50, Univ. S-8 film cat. \$1.25; Columbia film cat. \$1.25; Columbia VTR cat. 75: Paramount features 40c; asst brochures, SportLite, Ring Classics, Cloud 9. 40c ea. SPORTLITE FILMS, Elect-5, Box 24-500, Speedway, IN 46224.

MISCELLANEOUS

FREE Hypnotism. Self-Hypnosis. Sleep Learning Catalog! Drawer H400, Ruidoso, New Mexico 88345.

MPG INCREASED! Bypass Pollution Devices easily. REVERSIBLY!! Free details — Posco GEE5, Box 300, La-Grangeville, NY 12540.

GAS GADGETS DO THEY WORK OR NOT? Which ones do as advertised, which ones are RIP-OFFS. Receive your copy "GASAVERS NEWSLETTER" before you buy one. Plus product evaluations on those that work. Send \$2.00. Fuelexpanders, P.O. Box 17711, Irvine, CA 92715.

PROTECT YOUR AUTOMOBILE FROM THEFT! Free information. Fleming Sales, 3304 Tanterra Circle, Dept. PE5, Brookeville, MD 20729.

CORVAIR PARTS — 290 page, 4500 item catalog rushed. Clark's Corvair Parts, Inc., Shelburne, Mass 01370.

GASOLINE MILEAGE INCREASED DRAMATICALLY. easily!! Details FREE!! Technoering, Box 12191ZD, Norfolk, VA 23502.

1980 Electronic Experimenter's Handbook

ELECTRONIC EXPERIMENTERS HANDBOOK

This latest edition includes a Micro-computer Buying Section in addition to a host of exciting construction projects with complete construction plans, parts lists, and printed circuit board patterns. PLUS—A Computer Buying Directory with product specifications, latest prices, and photos. Only \$2.50!

Order from **ELECTRONIC EXPERIMENTER'S HANDBOOK**, Dept. 01237, P.O. Box 278, Pratt Station, Brooklyn, NY 11205. Enclose \$3* (\$2.50 plus postage and handling). Outside U.S.A. \$4.

*Residents of CA, CO, DC, FL, IL, MI, MO, NY STATE and VT add applicable sales tax.

psychology today CASSETTES

PSYCHOLOGY TODAY offers a free catalog which includes a complete up-to-date listing of cassettes available. These tapes feature leading authorities who share their ideas and findings on a wide range of important topics in all areas of the behavioral and social sciences.

To obtain the Psychology Today Cassette catalog, **FREE-OF-CHARGE**, write to: CASSETTE CATALOG, P.O. Box 278, Pratt Station, Brooklyn, N.Y. 11205.

BEAT HIGH GAS PRICES!

FREE Booklet

Electrify Your Bike!

PEDALPOWER exciting new bike drive tames tough hills. Be independent. Shop when you want. Fits all Bikes, Adult Trikes. Installs in minutes. Thousands sold. Recharges overnight. Travels 100 miles for a dime. Get your exercise without strain. Pedal easily with motor engaged to help improve your health. Visit friends. Travel to work or ride for fun. Starts without pedaling. Noiseless, nonpolluting. Virtually maintenance-free operation!

CALL TOLL FREE 800-257-7955*

For Free Booklet and Special Offer or write: General Engines Co. 5706 Mantua Blvd. Sewell, NJ 08C80

* In AK, HI, NJ call collect (609) 468-0270

PEDALPOWER


CIRCLE NO. 26 ON FREE INFORMATION CARD

ELECTRONICS WORLD[®]

Personal Electronics News

STARTLING ACCEPTANCE OF COMPUTERS is projected by a University of California Office of Interdisciplinary Programs study. By 1990, 40-million personal computers, enough to put one in over 50% of U.S. homes, will have been sold to first-time users, and no major technological breakthroughs are needed to make the projection a reality. The study found the majority of current owners to be male, aged 20 to 45, middle class, and well educated, with 7 out of 10 having at least a B.A. degree. Their educational background is most often engineering, business, natural science, or mathematics, but many are self-taught on computers. It was found that 80% used computers at work or work closely with someone who does. Main uses for personal computers are for video games, board games, and text editing.

JAPANESE FIRM ENTERS U.S. COMPUTER RETAIL MARKET. Super Brain, Inc. which has retail stores in Tokyo and Osaka, will offer a wide range of personal and business microcomputers as well as a complete line of peripherals. Los Angeles was selected for the company's first retail outlet location.



NEW ALPHANUMERIC DISPLAY forms numbers, upper- and lower-case letters, and scientific symbols using nested arrays of 23 dots or less as compared to typical 35-dot displays. Called the Laitram system, the dots are tilted at a 60° angle to form the characters with a minimum of lights. The format can be multiplexed on a 5X5 matrix and extended row formats can be used for dynamic scrolling to display entire messages. For specialized displays, arrays may contain the least number of elements to do the required job. Licensing to use the system is available from Laitram, Box 50699, New Orleans, LA 70150 (504-733-6000).

AN AUDIO RECORDING WORKSHOP will be held in conjunction with this summer's Aspen (Colorado) Music Festival. The Aspen Audio-Recording Institute workshop will be offered three times during the summer (June 23-July 13, July 14-August 3, and August 4-24) and will have a maximum of ten students per session. Combining hands-on experience with lectures, classes are conducted by professional recording-industry representatives. The various music events at the Aspen Festival provide a range of opportunities on which to practice recording techniques. For more information, call 212-581-2196.

HOME VCR SALES UP 73.4% over last year for the month of January reports the Electronic Industries Association. Total video cassette recorder sales to retailers were 40,443 units, compared to 23,330 for 1979. Total U.S. market for color TV receivers also increased from 622,111 to 636,316 for the month.

THE UNITED STATES ROBOTICS SOCIETY announces a major reorganization and expansion plan in response to increasing demands for information. The first step is the transfer of USRS' primary communications function from the Rio Grande Valley to Silicon Valley. Commitment has also been made to expand membership, staff, and activity to recognize the widespread conviction that robots and artificial intelligence will have a significant place in our society. Correspondence should be sent to USRS, 616 University Ave., Palo Alto, CA 94301.

TWELVE HOURS RECORDING ON A CASSETTE can be achieved on Norwood's XLP[®] system. By recording on all four tracks (two sides of tape) of a C-90 cassette, for instance, at a speed less than 1/2 in./s, the XLP[®] 24-hour, 2-speed player/recorder can record a complete book of up to 250,000 words. The two-speed electronic system plays and records at normal speed as well. Norwood Industries has recorded and released over 85 novels, book classics, radio shows and religious selections. The audio "Novels-on-Tape" library is said to be expanding at a rate of five titles per week.

COBRA'S PUNCH-THROUGH SOUND COMES TO CAR STEREO.



The same technology that brought a quality of sound to CB never before thought possible, now brings a quality of sound to car stereo never before heard.

Introducing Cobra's Punch-Through Sound.

AM/FM Stereo sound. 8-track or cassette sound. Big, booming sound that gives you great highs and low-down lows. Because whichever

Cobra receiver you choose, you get a full 25 watts of power plus an FM sensitivity of 1.9 microvolts. And when you match your

Cobra receiver to any one of Cobra's 2-way or 3-way speakers you get a sound that really sings. Add a Cobra graphic equalizer/amplifier and boost your power output to 30 watts. And get a sound you can feel.

See your Cobra radio dealer today. And when you buy a Cobra you also get a one year warranty and the assurance that there's a national network of factory service centers to help you with installation, service and advice.

Because whether it's CB or Autosound, if it comes from Cobra you know it's going to sound great.



Cobra

Music Loud and Clear.

Cobra Communications Products

DYNASCAN CORPORATION

6460 W. Cortland St., Chicago, Illinois 60635

Write for color brochure.



CIRCLE NO. 70 ON FREE INFORMATION CARD

The Imagination Machine™



The only computer with color, sound, user programmability and expandability at \$599.

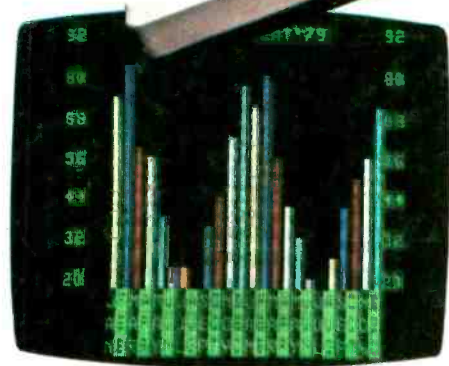
A built-in, dual-track cassette tape deck with 1500 baud rate, for APF's digitally recorded, "saturated" tape programs. A built-in sound synthesizer. And two, built-in, game style controllers, with joysticks and numeric keypads.

When you want to go beyond APF's library of educational, home-and-personal management or entertainment programs... when you want to create your own programs... you can. The Imagination Machine is programmable in BASIC and 6800 machine language. The Imagination Machine

is also expandable. Just add our "Building Block", an optional, four-port expansion device, and you can hook up a printer, telephone modem, and additional memory cartridge or mini-floppy disk drive. For the name of your nearest Imagination Machine dealer call, TOLL FREE: 1-800-223-1264. (New York residents call: (212) 758-7550) or write: APF Electronics, Inc. 444 Madison Avenue, N.Y., N.Y. 10022.

\$599. Manufacturer's suggested retail price.

APF electronics inc.



The Imagination Machine offers more at its price than any other personal computer on the market today.

Consider these features: 9K RAM, with 14K BASIC in ROM, 53-key typewriter keyboard. A fine resolution picture, generated on your television set or monitor in 8 colors!

"YOUR LIFE WILL NEVER BE THE SAME!"

CIRCLE NO. 5 ON FREE INFORMATION CARD
www.americanradiohistory.com