


# Popular Electronics®

WORLD'S LARGEST-SELLING ELECTRONICS MAGAZINE

MARCH 1980/95¢

**Car Stereo Rating Standards  
A Computerized Combination Lock  
Planning a Home Electronics Workbench**

**Build a Solar-Powered Sundial**



HUNTINGTON STA NY 11746  
37 COVINGTON ST  
F CHIECHI  
03

580956 CIE 0037C096 1410 AUG80

**In This  
Issue**

**Pioneer SR-303 Reverberation Amplifier  
Crown SA2 Stereo Power Amplifier  
Garrard GT350ap Record Player**

[www.americanradiohistory.com](http://www.americanradiohistory.com)



Popular Electronics



# We're looking for the most original use of an Apple since Adam.

What in the name of Adam do people do with Apple Computers?

You tell us.

In a thousand words or less

If your story is original and intriguing enough, you could win a one-week all-expense paid trip for two to Hawaii. Which is the closest we could come to paradise.

## Win fabulous prizes for creative writing.

To enter, drop by your nearest Apple dealer and pick up an entry blank. Fill it out. Then write an article, in 1000 words or less, describing the unusual or interesting use you've found for your Apple.

A jury of independent judges will cast the deciding vote for the grand prize: a week for two, airfare included, in Hawaii.

The judges will also choose 16 additional winners, two each from eight categories:

graphics/music, entertainment, home, business, education, scientific, professional, and industrial. And each winner will choose from a long list of longed-after Apple peripherals—from Apple Disk II's to Graphics Tablets to printers. Or you can take a \$250 credit towards the purchase of any Apple product.

The contest ends March 31, 1980. All winners will be notified by May 15.

Entry forms are available at your participating Apple dealer. Call 800-538-9696, (800-662-9238 in California), for the one nearest you.


Mail the entry blank, your article and any photos to: Apple Computer, "What in the name of Adam" contest, 10260 Bandley Drive, Cupertino, CA 95014.

And may the juiciest application win.



CIRCLE NO. 5 ON FREE INFORMATION CARD

[www.americanradiohistory.com](http://www.americanradiohistory.com)



# Power Chopper™

*A new invention by America's space agency will help all Americans save energy and make some companies very wealthy.*

Exxon has it. So does about a dozen other manufacturers. And if our hunches are correct, a new space-age product invented by NASA may not only save Americans millions of dollars but make fortunes for the companies that sell it.

The new NASA invention uses the latest space-age technology to save energy. Your refrigerator for example, is a major energy user. With this new device, your refrigerator compressor will run quieter, there will be considerably less heat generated from the motor, and it will run more efficiently saving up to 30% in energy.

The invention requires no installation. Just plug it into your outlet and plug your refrigerator into the device.

### OVER PRICED UNIT

But there's a catch. Most manufacturers sell the device for as much as \$200. Using it with your refrigerator, it will take many years before it will pay dividends. On a powerful motor, however, the device will pay for itself much quicker.

Manufacturers who have announced their units are selling them like hot cakes. Although you may have heard a great deal of publicity about the product, you may not have seen any advertising because most manufacturers are currently sold out.

Watch for it! We predict great success for all those associated with the product. The power-saving device invented by NASA is a big hit. It will grow in popularity and save energy and make many companies very successful.

### A SMALL COMPANY

There is one small company however, that is credited with improving the device and developing it for the consumer market. Called ERI (Electronic Relays, Inc.) the company has developed several models to service specific products such as a refrigerator, a washing machine, dishwasher, swimming pool and a typewriter.

This small company actually improved the NASA invention by adding its own refinements. ERI had a great deal of experience in solid state relays which use TRIACs and integrated circuits—two important elements in the NASA invention. A TRIAC is a bidirectional thyristor which controls AC from a single control input. TRIACs also produce a great deal of heat.

ERI's experience taught them how to control the TRIAC and its heat dissipation and thus they were able to reduce the device's cost through more efficient handling of the heat problem. They were already one of the nation's largest purchasers of TRIACs—thus

their costs were already low.

### NATIONAL PUBLICITY

They called their product a Power Factor Controller and sent a sample to a national magazine for their review. In several tests, the device out-performed even the claims made by the manufacturer and the magazine ran a glowing article on their findings.

The manufacturer felt that the product might at first be misleading. Although it does save up to 30% on energy and in many cases up to 60%, ERI felt most consumers would expect a 30% reduction in their total electric bill—which of course the product will not do. Consumers will only get up to a 30% savings on the particular appliance used with the unit.

### STILL PESSIMISTIC


The manufacturer also felt that the product was primarily for the industrial market—restaurants with large banks of refrigerators. The consumer must wait a few years before the device would pay for itself. And finally, the manufacturer did not feel that the consumer would respond in great numbers to the article which ran in the July, 1979 edition of *Popular Science* magazine.

Well, the consumer did respond. So much so that the small manufacturer, with absolutely no marketing staff, was buried with mail. The president of ERI called JS&A to help him out.

### TEST ONE YOURSELF

We called it the Power Chopper and agreed to offer it to the consumer market for \$29.95—a major price breakthrough.

Even if Exxon lowers their prices considerably, they'll never come close to the low cost of the Power Chopper. ERI's expertise with the TRIAC and JS&A's direct-to-consumer marketing, make the new NASA invention a practical power-saving accessory for every home.



*The sophisticated electronics of the Power Chopper consist of a TRIAC, two integrated circuits and several solid-state devices.*

We urge you to test just the refrigerator module. Order one from JS&A on a 30-day no-obligation trial. In the meantime, while you are waiting for your unit, feel the heat generated from the bottom of your refrigerator. Listen to the sound level of your compressor.

When the Power Chopper arrives, plug it in and notice how much quieter and cooler your refrigerator runs. See how much less time the compressor must run. The compressor not

only will run more efficiently but will save energy every day you use it.

### AWARD WINNER

If after 30 days you are not convinced that the Power Chopper will save you energy and money while making your refrigerator run smoother, then just unplug it and send it back for a prompt and courteous refund, including the \$2.50 postage and handling. But if you've definitely noticed the difference, you'll want to purchase more units for the remainder of your motor-based appliances.

JS&A feels that ERI's technology, their improved NASA design and their low manufacturing costs will catapult them to the forefront of those introducing the new NASA invention. ERI's Power Chopper is one of the nation's major new innovative products and just recently won the Industrial Research IR-100 Award.

To order your Refrigerator Power Chopper, send \$29.95 for each unit plus \$2.50 for postage and handling to JS&A Group, Inc., One JS&A Plaza, Northbrook, Illinois 60062. (Illinois residents please add 5% sales tax.) Credit card buyers may call our toll-free number below. We'll send your Refrigerator Power Chopper, one-year limited warranty and you'll be ready to save. If you wish to order additional units for other appliances at \$29.95, you may, but we suggest you test the refrigerator module first and totally convince yourself.

### GOVERNMENT REBATE

Purchase of the Power Chopper entitles you to a full 15% energy tax credit on your income tax return. It's like having the government give you a \$4.50 rebate.

JS&A is America's largest single source of space-age products—further assurance that your purchase will be backed by service for years to come.

NASA technology was responsible for the development of the integrated circuit and many other space-age products. Their latest product could not have been developed at a better time. Start saving and order a Power Chopper at no obligation, today.


**JS&A PRODUCTS THAT THINK®**

Dept. PE One JS&A Plaza  
Northbrook, Ill. 60062 (312) 564-7000  
Call TOLL-FREE ..... 800 323-6400  
In Illinois Call ..... (312) 564-7000

© JS&A Group, Inc., 1979

## From PERCOM

- One-Drive System:  
\$399. (40-track) & \$675. (77-track)
- Two-Drive System:  
\$795. (40-track drives) & \$1350. (77-track drives)
- Three-Drive System:  
\$1195. (40-track drives) & \$2025. (77-track drives)
- Requires Expansion Interface, Level II BASIC & 16K RAM.



## Low Cost Add-On Storage for Your TRS-80\*. In the Size You Want.

When you're ready for add-on disk storage, we're ready for you.  
Ready with six mini-disk storage systems — 102K bytes to 591K bytes of  
additional *on-line* storage for your TRS-80\*.

- Choose either 40-track TFD-100™ drives or 77-track TFD-200™ drives.
- One-, two- and three-drive systems immediately available.
- Systems include Percom PATCH PAK #1™, on disk, at no extra charge. PATCH PAK #1™ de-glitches and upgrades TRSDOS\* for 40- and 77-track operation.
- TFD-100™ drives accommodate "flippy disks." Store 205K bytes per mini-disk.
- Low prices. A single-drive TFD-100™ costs just \$399. Price includes PATCH PAK #1™ disk.
- Enclosures are finished in system-compatible "Tandy-silver" enamel.

Whether you need a single, 40-track TFD-100™ add-on or a three-drive add-on with 77-track TFD-200™s, you get more data storage for less money from Percom.

Our TFD-100™ drive, for example, lets you store 102.4K bytes of data on one side of a disk — compared to 80K bytes on a TRS-80\* mini-disk drive — and 102.4K bytes on the other side, too. Something you can't do with a TRS-80\* drive. That's almost 205K bytes per mini-disk.

And the TFD-200™ drives provide 197K bytes of on-line storage per drive

— 197K, 394K and 591K bytes for one-, two and three-drive systems.

PATCH PAK #1™, our upgrade program for your TRSDOS\*, not only extends TRSDOS\* to accommodate 40- and 77-track drives, it enhances TRSDOS\* in other ways as well. PATCH PAK #1™ is supplied with each drive system at no additional charge.

The reason you get more for less from Percom is simple. Peripherals are not a sideline at Percom. Selling disk systems and other peripherals is our main business — the reason you get more engineering, more reliability and more back up support for less money.

In the Product Development Queue . . . a *printer interface* for using your TRS-80\* with any serial printer, and . . . the *Electric Crayon™* to map your computer memory onto your color TV screen — for games, animated shows, business displays, graphs, etc. Coming PDQ!

™ TFD-100, TFD-200, PATCH PAK and Electric Crayon are trademarks of PERCOM DATA COMPANY.

\*TRS-80 and TRSDOS are trademarks of Tandy Corporation and Radio Shack which have no relationship to PERCOM DATA COMPANY.

# PERCOM

PERCOM DATA COMPANY, INC.  
211 N. KIRBY • GARLAND, TX. • 75042

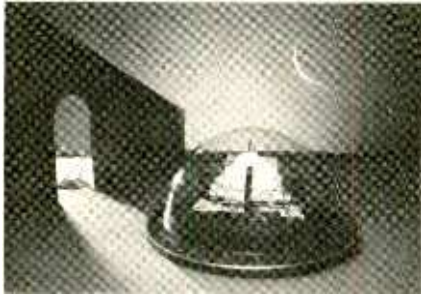
To order add-on mini-disk storage for your TRS-80\*, or request additional literature, call Percom's toll-free number: 1-800-527-1592. For detailed Technical information call (214) 272-3421.

Orders may be paid by check or money order, or charged to Visa or Master Charge credit accounts. Texas residents must add 5% sales tax.

**Percom 'peripherals for personal computing'**

CIRCLE NO. 51 ON FREE INFORMATION CARD

POPULAR ELECTRONICS



About the cover:

Light-sensitive detectors and solar-powered battery charging are the heart of the electronic sundial pictured here.

Cover Photo by Don Carrol

**JOE MESICS**  
Publisher

**ARTHUR P. SALSBERG**  
Editorial Director

**HAROLD A. RODGERS**  
Executive Editor

**LESLIE SOLOMON**  
Technical Director

**JOHN R. RIGGS**  
Managing Editor

**EDWARD I. BUXBAUM**  
Art Director

**ALEXANDER W. BURAWA**  
Features Editor

**JOHN J. McVEIGH**  
Technical Editor

**ANDRE DUZANT**  
Technical Illustrator

**CARMEN ROBLES**  
Production Editor

**JEFF NEWMAN**  
Editorial Assistant

*Contributing Editors*

Hal Chamberlin, Lee Felsenstein  
Glenn Hauser, Julian Hirsch, Forrest Mims

**LINDA BLUM**  
Advertising Service Manager

**MARIE MAESTRI**  
Executive Assistant

**EDGAR W. HOPPER**  
Publishing Director

## Feature Articles

- CAR STEREO STANDARDS AT LAST!** / Leonard Feldman \_\_\_\_\_ 44  
*Helpful standards to assess and compare specifications for your car stereo equipment.*
- TOOLS AND EQUIPMENT FOR ELECTRONICS WORKBENCHES** / John McVeigh \_\_\_\_\_ 49  
*PE's technical editor tells how to equip a workbench to properly pursue an electronics hobby.*
- USE YOUR TRS-80 AS A COMBINATION LOCK** / Howard Berenbon \_\_\_\_\_ 70  
*Program plus simple circuit control doors, appliances and telephone lines.*
- WHAT'S ON THE AIR BELOW 500 kHz?** / Karl Thurber, Jr. \_\_\_\_\_ 75  
*Part 2: Longwave receiving equipment, antennas, and the 1750-meter experimenter's band.*

## Construction Articles

- BUILD A SOLAR-POWERED SUNDIAL** / Winn L. Rosch and Martin B. Weinstein \_\_\_\_\_ 36  
*Solar-powered sundial follows the sun and indicates passing hours.*
- POWER-SUPPLY OVERLOAD PROTECTION** / Peter Stys \_\_\_\_\_ 74  
*Circuit senses sudden changes in output and shuts off supply to regulator.*

## Columns

- STEREO SCENE** / Harold A. Rodgers \_\_\_\_\_ 14  
*Cassette Topics.*
- DX LISTENING** / Glenn Hauser \_\_\_\_\_ 68  
*Canadian Capers.*
- EXPERIMENTER'S CORNER** / Forrest M. Mims \_\_\_\_\_ 80  
*Experimenting With Noise.*
- COMPUTER BITS** / Hal Chamberlin \_\_\_\_\_ 84  
*Keyboards.*
- SOFTWARE SOURCES** / Leslie Solomon \_\_\_\_\_ 89
- PROJECT OF THE MONTH** / Forrest M. Mims \_\_\_\_\_ 92  
*Pocket Color Organ.*

## Julian Hirsch Audio Reports

- PIONEER MODEL SR-303 REVERBERATION AMPLIFIER** \_\_\_\_\_ 22
- CROWN MODEL SA2 STEREO POWER AMPLIFIER** \_\_\_\_\_ 24
- GARRARD MODEL GT350ap RECORD PLAYER** \_\_\_\_\_ 33

## Departments

- EDITORIAL** / Art Salsberg \_\_\_\_\_ 4  
*Action and Reaction.*
- LETTERS** \_\_\_\_\_ 6
- NEW PRODUCTS** \_\_\_\_\_ 8
- NEW LITERATURE** \_\_\_\_\_ 12
- TIPS AND TECHNIQUES** \_\_\_\_\_ 90
- ELECTRONICS LIBRARY** \_\_\_\_\_ 91
- OPERATION ASSIST** \_\_\_\_\_ 105
- ADVERTISERS INDEX** \_\_\_\_\_ 107
- PERSONAL ELECTRONICS NEWS** \_\_\_\_\_ 112

POPULAR ELECTRONICS (ISSN 0032-4485): Published monthly by Ziff-Davis Publishing Company, at One Park Avenue, New York, NY 10016. Philip B. Korsant, President. Selwyn Taubman, Treasurer; Bertram A. Abrams, Secretary. One year subscription, U.S. and Possessions, \$14.00; Canada, \$17.00; all other countries, \$19.00, cash orders only, payable in U.S. currency. COPYRIGHT © 1980 BY ZIFF-DAVIS PUBLISHING COMPANY. ALL RIGHTS RESERVED.

ZIFF-DAVIS PUBLISHING COMPANY  
Editorial and Executive Offices  
One Park Avenue, New York, New York 10016

212-725-3500  
Joseph E. Mesics  
Publisher (725-3568)  
Richard F. Govatski  
Advertising Manager (725-3939)  
Bonnie B. Kaiser  
Eastern Adv. Mgr., (725-3580)

Midwestern Office  
Ted Welch  
Suite 1400, 180 N. Michigan Ave.,  
Chicago, IL 60601 (312-346-2600)

Western Office  
3460 Wilshire Blvd., Los Angeles, CA 90054  
213-387-2100

Western Representative: Norm Schindler  
Jon Marshall  
7050 Owensmouth Ave., #209  
Canoga Park, CA 91303 (213-999-1414)

Japan: James Yagi, Oji Palace Aoyama;  
6-25, Minami Aoyama, 6 Chome, Minato-Ku,  
Tokyo, 407-1930/6821, 582-2851

ZIFF-DAVIS PUBLISHING COMPANY  
Philip B. Korsant, President  
Furman Hebb, Executive Vice President  
Phillip T. Heffernan, Sr. Vice President  
Edward D. Muhlfeld, Sr. Vice President  
Phillip Sine, Sr. Vice President  
Lawrence Sporn, Vice President, Circulation and Marketing  
Richard Friese, Sr. Vice President  
Baird Davis, Vice President, Production  
George Morrissey, Vice President  
Sidney Holtz, Vice President  
Albert S. Traina, Vice President  
Paul H. Chook, Vice President  
Edgar W. Hopper, Vice President  
Robert N. Bavier, Jr., Vice President  
Selwyn Taubman, Treasurer  
Bertram A. Abrams, Secretary  
  
W. Bradford Briggs, Vice Chairman

ZIFF CORPORATION  
William Ziff, Chairman  
I. Martin Pompadur, President  
Hershel B. Sarbin, Executive Vice President

POPULAR ELECTRONICS, March 1980, Volume 17, Number 3. Published monthly at One Park Avenue, New York, NY 10016. One year subscription rate for U.S. and Possessions, \$14.00; Canada, \$17.00; all other countries, \$19.00 (cash orders only, payable in U.S. currency). Application to mail at controlled circulation postage rates is pending at Salem, Illinois 62881. Authorized as second class mail by the Post Office Department, Ottawa, Canada, and for payment of postage in cash.

POPULAR ELECTRONICS including ELECTRONICS WORLD, Trade Mark Registered, indexed in the Reader's Guide to Periodical Literature.

COPYRIGHT © 1980 BY ZIFF-DAVIS PUBLISHING COMPANY. ALL RIGHTS RESERVED.

Ziff-Davis also publishes Boating, Car and Driver, Cycle, Flying, Popular Photography, Skiing, Stereo Review, Electronic Experimenter's Handbook, Tape Recording & Buying Guide, Stereo Directory & Buying Guide, and Communications Handbook.

**Editorial correspondence:** POPULAR ELECTRONICS, 1 Park Ave., New York, NY 10016. Editorial contributions must be accompanied by return postage and will be handled with reasonable care; however, publisher assumes no responsibility for return or safety of manuscripts, art work, or models.

**Forms 3579 and all subscription correspondence:** POPULAR ELECTRONICS, Circulation Dept., P.O. Box 2774, Boulder, CO 80302. Please allow at least eight weeks for change of address. Include your old address, enclosing, if possible, an address label from a recent issue.

**Permissions.** Materials in this publication may not be reproduced in any form without permission. Requests for permission should be directed to Jerry Schneider, Rights and Permissions, Ziff-Davis Publishing Co., One Park Ave., New York, NY 10016.

The publisher has no knowledge of any proprietary rights which will be violated by the making or using of any items disclosed in this issue.



Member Audit Bureau  
of Circulations



## Editorial

### ACTION & REACTION

"We have met the enemy and he is us."

Sometimes, technological advancements cause consequences that make one wonder why the latter weren't thought of beforehand. And why steps weren't taken to minimize them.

History is fraught with such examples: burning coal without considering how minimal harm to people and the atmosphere can be accomplished; designing vehicles without regard to damage-causing projections in the event of an accident; using CB radios with interference emissions initially so limited that they played havoc with TV receiver reception; and so on.

Technology should continue to be advanced, of course; but as it does, I foresee the creation of new occupations to attack problems that might be caused. Indeed, the whole field of environmental science grew up to wrestle with minimizing of air and water pollution. If manufacturers ignore such possibly deleterious effects, experience in recent years indicates that the government won't! And when this happens, overregulation quickly follows. The result is more costly products and services and reduced productivity; just what we don't need. The OSHA, for example, has a standards proposal to reduce environmental noise levels in plants. When implemented, it will cost \$19,000 per worker. But \$50 ear protectors would have done the job just as well.

Now the FCC has redefined Part 15 rules governing low power communication devices and the general requirements for a restricted radiation device (including computers, electronic games, tape recorders, calculators, and electronic watches). It has defined a computing device as any electronic device or system that uses digital techniques and has r-f energy exceeding 10,000 Hz or pulses per second. The standards set down are designed to head off TV interference problems caused by personal computers, which are escalating in sales, as well as by other products.

There's no doubt that tighter limitations on radiation are required. I just wish that the manufacturers had recognized the need and acted accordingly to correct the problem. The government's rules may be too stringent and the certification procedure too vexing for everyone's tastes. In any event, it's possible that digital electronic products will cost more next Christmas as a result of these rewritten rules.

*Art Salsberg*

# The Personal Computer Line by OHIO SCIENTIFIC



## Personal Computers

**C1P: \$349** A dramatic breakthrough in price and performance. Features OSI's ultra-fast BASIC-in-ROM, full graphics display capability, and large library of software on cassette and disk, including entertainment programs, personal finance, small business, and home applications. It's a complete programmable computer system ready to go. Just plug-in a video monitor or TV through an RF converter, and be up and running. 15K total memory including 8K BASIC and 4K RAM—expandable to 8K.

**C1P MF: \$995** First floppy disk based computer for under \$1000! Same great features as the C1P plus more memory and instant program and data retrieval. Can be expanded to 32K static RAM and a second mini-floppy. It also supports a printer, modem, real time clock, and AC remote interface, as well as OS-65D V3.0 development disk operating system.

## Professional Portables

**C4P: \$698** The professional portable that has over three times the display capability of C1Ps. Features 32 x 64 character display in up to 16 colors, graphics, audio output, a DAC for voice and music generation, key pad and joystick interfaces, AC remote control interface and much more. Utilizes a 4-slot BUS (2 used in base machine), 8K BASIC-in-ROM, 8K of static RAM and audio cassette interface. Can be directly expanded to 32K static RAM and two mini-floppy disks.

**C4P MF: \$1695** The ultimate portable computer has all the features of the C4P plus real time clock, home security system interface, modem interface, printer interface, 16 parallel lines and an accessory BUS. The standard machine operates at twice the speed of currently available personal computers (with GT option it runs even faster!). The C4P MF starts with 24K RAM and a single mini-floppy and can be directly expanded to 48K and two mini-floppies. Available software includes games, personal, business, educational and home control applications programs as well as a real time operating system, word processor and a data base management system.



Computers come with keyboards and floppies where specified. Other equipment shown is optional.

## Home/Small Business Systems

**C8P: \$895** Same great features as the C4P in a tremendously expandable "main-frame package." Features over three times the expansion capability of the C4P for advanced home and demanding business applications. Can be expanded to 48K RAM, dual 8" floppies, hard (Winchester) disks and multiple I/O devices such as Voice I/O and a universal telephone interface.

**C8P DF: From \$2597** The ultimate Home/Very Small Business Computer at a personal computer price. Features 32K RAM (expandable to 48K) and dual 8" floppy disks (stores eight times as much information as a mini-floppy). Has all personal computer capabilities including 32 x 64 display, color graphics, sound, DAC, joystick interfaces, home features including real time clock, AC remote interface, home security and fire detection interface and can be expanded to include voice I/O and a universal telephone system for answering and initiating calls! Its large memory capability and 8" floppies allow it to run most Ohio Scientific business system software including a complete accounting system, word processor and information management system.

**For literature and the name of your local dealer, CALL 1-800-321-6850 TOLL FREE.**



CIRCLE NO. 42 ON FREE INFORMATION CARD

**OHIO SCIENTIFIC**  
1333 SOUTH CHILLICOTHE ROAD  
AURORA, OH 44202 • [216] 831-5600



# Letters

## OF RADS, REMS, AND RADIATIONS

I read "A Personal Radiation Monitor" in your January 1980 issue with great interest. However,

it contained some inaccuracies with regard to units of measure that, in view of the large amount of misinformation about the subject in circulation today, I would like to clear up. What is described as the roentgen (R) is actually the rad (r), the standard unit of *absorbed* radiation dosage (1 erg absorbed per gram of matter). Absorbed radiation need not be gamma only. Rem is "rads equivalent to man," which gives a uniform scale to measure radiation harm to human beings. One rad of gamma is equivalent to only 0.05 rad of low-energy alpha radiation in rem dosage, calculated by multiplying absorbed rads by a constant RBE (relative biological effectiveness) factor.

The roentgen is actually a measure of radiation exposure or amount of radiation in any cubic

volume of space. It is the amount of radiation required to release 1 coulomb of charge, by ionization, in 1 kg of air.

Harmful effects are not directly related to the energy of the radiation. They are more closely tied to the nuclear reactions that occur once the radiation is absorbed by the body. —Peter L. Schestopol, New Paltz, NY.

## "PSEUDORANDOM" DEFINED?

With reference to Mr. Mims' "Pseudorandom Number Generator" ("Project of the Month," December 1979), it has been my experience that the term "pseudorandom" refers to an apparently random output that has been created by an algorithm, not the spectral purity of the algorithm's output. In other words, a collection of pseudorandom numbers might be as random as you could wish and indistinguishable from "true" random numbers. —George R. Scott, Pensacola, FL.

The article did not mean to imply that the spectral purity of the algorithm's output made it "pseudorandom." This quality comes from the design of the circuit itself. In any event, it now appears that the circuit presented is actually a great deal more random than was suggested. Mr. Mims will be taking up this subject in more detail in a future column.

## HAS COME OF AGE


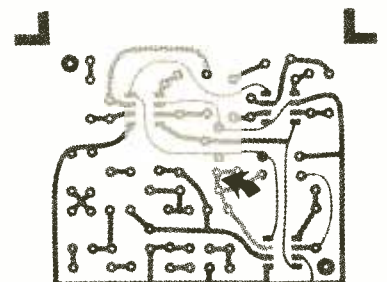
I noticed with delight Ray Wilkins' "LED Traffic Light" in the December 1979 issue of POPULAR ELECTRONICS. It seems to me that my electronic experimentation has "come of age" since I took up electronics as my hobby a couple of years ago. This past summer, I designed and built an identical-looking traffic light for my son. I run mine with just four 555 timers. —Istvan Mohos, Phoenix, AZ.

## IN APPRECIATION

"Computer-Aided Morse Code Practice" (December 1979) is a beautiful article. It was refreshing to see a software article like this in POPULAR ELECTRONICS, especially since I own the correct hardware to take advantage of it. —Steve Stanley, W2FQG, Latham, NY.

# Out of Tune

The etching and drilling guide of the "Audio Artist" (December 1979, p. 62) lacks one piece of connecting foil. The missing foil is indicated by an arrow in the half-size reproduction shown below. If you have already etched a circuit board, simply solder a jumper wire to take the place of the missing foil.



## Now experience the easiest way there is to trouble-shoot DIP ICs.

The A P Super Grip II is the ultimate test clip.

You get positive contacts. No intermittents. No shorts. Ever. The contacts are gold-plated phosphor bronze arranged in a "contact comb" which separates contacts precisely. Narrow-nose design fits highest-density boards—even ICs with only .040" between rows. Flat contacts won't roll off IC leads.

Heavy-duty industrial-grade spring maintains firm contact pressure. Engineering-grade thermoplastic body is molded around contact pins. Eleven models from \$4.50. All DIP sizes.

Where to buy? Phone (toll-free) 800-321-9668 for the name of your local A P distributor. And ask for our complete A P catalog, "The Faster and Easier Book."



**A P PRODUCTS INCORPORATED**

1359 W. Jackson St., Painesville, Ohio 44077 Tel. 216/354-2101 TWX: 810-425-2250

CIRCLE NO. 6 ON FREE INFORMATION CARD



# MORE CAPABILITIES THAN ANY OTHER PERSONAL COMPUTER UNDER \$1,000\*

Compare the built-in features of the ATARI® 800™ with other leading personal computers. Whether you program it yourself or use pre-programmed cartridges or cassettes, the ATARI 800 gives you more for your money.

Run your own programs? Easy. Just plug in the 3K BASIC or optional Assembler language cartridge, and go. They're ROM based. That means more RAM for your programs.

Also included with the ATARI 800 is an internal speaker and four separate sound channels, FCC approval, a built-in RF modulator, the ATARI 410™ Program Recorder and a high speed serial I/O.

Peripherals? Add up to 48K of user installable RAM. Or up to four individually accessible floppies.

A high-speed printer. And more to come.

Graphics programs? No problem. The ATARI 800 offers 128 color variations: 16 colors in 8 luminance levels. Plus 29 keystroke graphics symbols and 8 graphics modes. All controlled from a 57 character ASCII keyboard. With upper and lower case.

Or, program it our way. There are exciting programs available and many more on the way for the ATARI 800. Business programs. Home Management programs. Entertainment. And with the 410 audio/digital recorder, you can add Atari's unique Talk & Teach™ Educational System cassettes.

Your way or our way, you'll find that the ATARI 800 is probably the most powerful computer that \$999.99\* can buy.

And with that power, you get dependability. Dependability built into Atari's custom designed and fully-tested LSI circuitry and lower component count, (less components, less chance for failure).

But if anything ever does go wrong, you'll find a complete network of computer-connected Atari service facilities waiting for you throughout the country.

Make your own comparison. Hands on. Anywhere computers are sold. Or, send for a free chart that compares the features of the ATARI 800 to other leading fully-programmable computers.

\*Suggested retail price \$999.99, includes computer console, program recorder and BASIC language cartridge.



## ATARI®

### PERSONAL COMPUTER SYSTEMS

1265 Borregas Ave., Dept. C, Sunnyvale, California 94086. Call toll-free 800-538-8547  
(In California 800-672-1404) for the name of your nearest Atari retailer.

CIRCLE NO. 7 ON FREE INFORMATION CARD



## New Products

Additional information on new products covered in this section is available from the manufacturers. Either circle the item's code number on the Free Information Card or write to the manufacturer at the address given.

### Computer-Controlled Car Stereo

Kenwood's top-of-the-line Model KRC-711 in-dash car stereo AM-FM receiver-cassette player contains four power amplifiers. Two, rated at 5 W/channel, are intended for speakers at the front; the remaining pair, rated at 20 W each, are for



rear speakers. Among its microprocessor-controlled features are: automatic blending of FM channels, switching to mono, and hunting for a stronger station as more and more noise is encountered. If no station is available, the receiver can automatically switch to a cassette, which can be pre-cued and left in standby mode with safety. Tuning is by means of a phase-locked loop with digital readout, and Dolby noise reduction is included for tape playback and FM. \$449.

CIRCLE NO. 88 ON FREE INFORMATION CARD

### Business-Computer Information Package

Heath is offering an educational package designed to help business people learn how computers can provide benefits for their operations. Entitled *Computer Concepts for Small Business*, the program includes three audio cassettes and a 160-



page workbook. Software, memory, storage media, and input/output devices are discussed in a way that presupposes no prior knowledge of computers. Also covered are personnel requirements, and the relative advantage of time-sharing vs. service bureau vs. owning. \$50.

CIRCLE NO. 90 ON FREE INFORMATION CARD

### NBS-Traceable Frequency Counter

Optoelectronics' Model 8010 is a frequency counter sold with NBS-traceable calibration. Its rated frequency range extends to 1 GHz, with a 1-ppm TCXO. Aging of the timebase is said to be less than 0.1 ppm per month. Sensitivity is rated at 1-10 mV from 10 Hz to 60 MHz, with 1-megohm input impedance, and 5-25 mV from 25 MHz to 1 GHz with 50-ohm input impedance. Resolution of 9 digits is available from a red LED readout 0.4" (10-mm) high. The unit is housed in a black anodized aluminum case that is shielded against r-f. \$325.

CIRCLE NO. 91 ON FREE INFORMATION CARD

### Stereo Headphones

Koss Corp. announces that its new HV/X headphones offer new psychoacoustic benefits to the listener by combining the auditory characteristics of a closed type of dynamic headphone with the free sound field of a hear-through, high-velocity type.



This was made possible, says Koss, by an exclusive, variable-density earcushion that remains transparent to high and middle frequencies while effectively forming a seal for the bass. HV/X stereophones also include dual suspension headbands and adjustable slide bars for a comfortable fit. Model HV/X sells for \$70, and Model HV/XLC with individual balance controls for each earcup for \$80.

CIRCLE NO. 92 ON FREE INFORMATION CARD

### Wireless Remote Control

The Plug 'n Power Wireless Remote Control from Radio Shack handles up to 16 ac-operated devices without installation of special wiring. The control box is plugged into any standard ac outlet, while each



lamp or appliance plugs into a switch module that plugs into a nearby ac receptacle. Modules for incandescent lamps, rated for loads up to 300 watts, can be turned to on, dim, bright or off. Appliance modules handle devices rated to 15 amperes or incandescent loads to 500 watts. A switch module designed to replace wall switches is available for incandescent lights up to 500 watts total. "House code" settings on the control center allow up to 16 (256 circuits total) to be used at once. An "all-on" or "all-off" control can be used in case of emergencies. Dimensions are 4<sup>3</sup>/<sub>4</sub>" × 3<sup>1</sup>/<sub>2</sub>" × 3<sup>1</sup>/<sub>2</sub>" (121 × 89 × 89 mm). Control center \$40; switch modules \$15.

CIRCLE NO. 93 ON FREE INFORMATION CARD

### Glass-Mounted UHF Antenna

Avanti is now offering Model AH450.5G, a mobile uhf antenna for ham radio applications. Said to give 5-dB gain, the new design is for work on 440-450 MHz and is tunable from 406-512 MHz. Its external




portion mounts to a glass surface by means of a special adhesive, and signal is fed to it via a "High-Q" impedance coupling device that includes a noise-reduction system. This eliminates the need for drilling holes in the vehicle and protects the feeder cable from deterioration. The 0.75-meter stainless steel whip is specially plated to reduce skin-effect losses; other external parts are triple-chrome plated for protection. Also featured in the system is a horizontal phasing loop to link two separate antennas.

CIRCLE NO. 94 ON FREE INFORMATION CARD

### Mini Recording Studio

Designed for musicians, composers, and recording enthusiasts, the new Portastudio 20 from Teac combines a four-in two-out

# Burglar Alarm Breakthrough




*A new computerized burglar alarm requires no installation and protects your home or business like a thousand dollar professional system.*

*The Midex security computer looks like a handsome stereo system component and measures only 4" x 10½" x 7."*

It's a security system computer. You can now protect everything—windows, doors, walls, ceilings and floors with a near fail-safe system so advanced that it doesn't require installation.

The Midex 55 is a new motion-sensing computer. Switch it on and you place a harmless invisible energy beam through more than 5,000 cubic feet in your home. Whenever this beam detects motion, it sends a signal to the computer which interprets the cause of the motion and triggers an extremely loud alarm.

The system's alarm is so loud that it can cause pain—loud enough to drive an intruder out of your home before anything is stolen or destroyed and loud enough to alert neighbors to call the police.



*The powerful optional blast horns can also be placed outside your home or office to warn your neighbors.*

Unlike the complex and expensive commercial alarms that require sensors wired into every door or window, the Midex requires no sensors nor any other additional equipment other than your stereo speakers or an optional pair of blast horns. Its beam actually penetrates walls to set up an electronic barrier against intrusion.

## NO MORE FALSE ALARMS

The Midex is not triggered by noise, sound, temperature or humidity—just motion—and since a computer interprets the nature of the motion, the chances of a false alarm are very remote.

An experienced burglar can disarm an expensive security system or break into a home or office through a wall. Using a Midex system there is no way a burglar can penetrate the protection beam without triggering the loud alarm. Even if the burglar cuts off your power, the four-hour rechargeable battery pack will keep your unit triggered, ready to sense motion and sound an alarm.

## ARRIVE HOME SAFE

There's personal danger in arriving home and finding a burglary in progress. And, if you surprise the burglar, you risk the chance of serious injury. With the Midex 55 protecting your home, you can open your front door with the confidence of knowing that no burglar lurks inside.

When the Midex senses an intruder, it remains silent for 20 seconds. It then sounds the alarm until the burglar leaves. One minute

after the burglar leaves, the alarm shuts off and resets, once again ready to do its job. This shut-off feature, not found on many expensive systems, means that your alarm won't go wailing all night long while you're away. When your neighbors hear it, they'll know positively that there's trouble.

## PROFESSIONAL SYSTEM

Midex is portable so it can be placed anywhere in your home. You simply connect it to your stereo speakers or attach the two optional blast horns.

Operating the Midex is as easy as its installation. To arm the unit, you remove a specially coded key. You now have 30 seconds to leave your premises. When you return, you enter and insert your key to disarm the unit. You have 20 seconds to do that. Each key is registered with Midex, and that number is kept in their vault should you ever need a duplicate. Three keys are supplied with each unit.

As an extra security measure, you can leave your unit on at night and place an optional panic button by your bed. But with all its optional features, the Midex system is complete, designed to protect you, your home and property just as it arrives in its well-protected carton.

The Midex 55 system is the latest electronic breakthrough by Solfan Systems, Inc.—a company that specializes in sophisticated professional security systems for banks and high security areas. JS&A first became acquainted with Midex after we were burglarized. At the time we owned an excellent security system, but the burglars went through a wall that could not have been protected by sensors. We then installed over \$5,000 worth of the Midex commercial equipment in our warehouse. When Solfan Systems announced their intentions to market their units to consumers, we immediately offered our services.

## COMPARED AGAINST OTHERS

**In a recent issue of a leading consumer publication, there was a complete article written on the tests given security devices which were purchased in New York. The Midex 55 is not available in New York stores, but had it been compared, it would have been rated tops in space protection and protection against false alarms—two of the top criteria used to evaluate these systems. Don't be confused. There is no system under \$1,000 that provides you with the same protection.**

## YOU JUDGE THE QUALITY

Will the Midex system ever fail? No product is perfect, but judge for yourself. All components used in the Midex system are of aerospace quality and of such high reliability that they pass the military standard 883 for thermal shock and bum-in. In short, they go through the same rugged tests and controls used on components in manned spaceships.

Each component is first tested at extreme

tolerances and then retested after assembly. The entire system is then put under full electrical loads at 150 degrees Fahrenheit for an entire week. If there is a defect, these tests will cause it to surface.

## PEOPLE LIKE THE SYSTEM

Wally Schirra, a scientist and former astronaut, says this about the Midex 55. "I know of no system that is as easy to use and provides such solid protection to the homeowner as the Midex. I would strongly recommend it to anyone. I am more than pleased with my unit."

Many more people can attest to the quality of this system, but the true test is how it performs in your home or office. That is why we provide a one month trial period. We give you the opportunity to see how fail-safe and easy to operate the Midex system is and how thoroughly it protects you and your loved ones.

Use the Midex for protection while you sleep and to protect your home while you're away or on vacation. Then after 30 days, if you're not convinced that the Midex is nearly fail-safe, easy to use, and can provide you with a security system that you can trust, return your unit and we'll be happy to send you a prompt and courteous refund. There is absolutely no obligation. JS&A has been serving the consumer for over a decade—further assurance that your investment is well protected.

To order your system, simply send your check in the amount of **\$199.95** (Illinois residents add 5% sales tax) to the address shown below. Credit card buyers may call our toll-free number below. There are no postage and handling charges. By return mail you will receive your system complete with all connections, easy to understand instructions and a one year limited warranty. If you do not have stereo speakers, you may order the optional blast horns at **\$39.95** each, and we recommend the purchase of two.

With the Midex 55, JS&A brings you: 1) A system built with such high quality that it complies with the same strict government standards used in the space program, 2) A system so advanced that it uses a computer to determine unauthorized entry, and 3) A way to buy the system, in complete confidence, without even being penalized for postage and handling charges if it's not exactly what you want. We couldn't provide you with a better opportunity to own a security system than right now.

Space-age technology has produced the ultimate personal security computer. Order your Midex 55 at no obligation, today.

**JS&A PRODUCTS**  
**THAT**  
**THINK®**

Dept. PE One JS&A Plaza  
Northbrook, Ill. 60062 (312) 564-7000  
Call TOLL-FREE ..... **800 323-6400**  
In Illinois Call ..... **(312) 564-7000**

© JS&A Group, Inc., 1979

mixer with a multi-track cassette recorder. The recorder runs at 3<sup>3</sup>/<sub>4</sub> ips for greater dynamic range than possible at the normal cassette speed, and can record two tracks in sync or play back all four at once. Using simul-sync and "ping-pong" recording, the unit is said to be able to record 10 separate parts without dubbing any more than once. A pitch control of  $\pm 15\%$  is also included. Specifications include: S/N 68 dB weighted, for the mixer; S/N 50 dB (with Dolby), wow and flutter 0.04%, frequency response 20-18,000 Hz for the recorder. Total weight is under 20 lb (9.1 kg). \$1,100.

CIRCLE NO. 95 ON FREE INFORMATION CARD

## Component Lead Bender


Companion to the familiar Model 801 Speedy Bend I, which handles 1/4-W and 1/2-W resistors and diodes, the new Model 901 Speedy Bend II from Production



Devices forms the leads of 1- and 2-W resistors and components 1" (25.4 mm) and 1 1/4" (32 mm) long. Spacing between the bends can be adjusted in 0.050" (1.27-mm) increments. Speedy Bend I, \$2; Speedy Bend II, \$3. Address: Production Devices, 7859 Raytheon Rd., San Diego, CA 92111.

## Phono Stylus Protractor

New from DB Systems is the DBP-10 Phono Alignment Protractor, an instrument said to be able to measure the lateral tracking error of a mounted cartridge to a precision of  $\pm 0.25^\circ$ . The manufacturer states that, by using the recommended adjustment procedure, a user can align a phono cartridge for optimum geometry (a compromise in the case of pivoted tone-arm) and achieve minimum playback dis-



tortion. This is accomplished without reference to tables and without measuring effective arm length. The unit is made of heavy plastic and comes with a carrying case. \$20.

CIRCLE NO. 96 ON FREE INFORMATION CARD

## Protection for Floppy Disks

"Floppy Saver" is a reinforcing ring of 7-mil Mylar with adhesive backing which is put on computer program disks to protect them from possible damage. A kit is available which includes a number of the reinforcing rings, a tool for putting them on the disks, and a centering post. The kit is \$14.95. Address: Tri-Star Corp., P.O. Box 1727, Grand Junction, CO 81501.

## Automotive Air Freshener

Air pollution lurking in automobiles and trucks is the largest of Electrolert's new "Airster." Readily attachable to a vehicle's dashboard, the unit is said to freshen the air by causing an increase in the number of negative ions. The manufacturer claims, in addition, that the Airster cleans the air by causing precipitation of dust and particulate pollutants. \$110.

CIRCLE NO. 97 ON FREE INFORMATION CARD

## SAE Two Integrated Amp

The A7 integrated amplifier was recently added to the SAE Two line from Scientific Audio Electronics. Provided with full complementary output stages, the unit is rated to deliver 70 watts per channel to an 8-



ohm load, 20-20,000 Hz, with no more than 0.05% THD and IM. In addition to its low-noise phono section, the A7 includes an external processor loop to allow connection of external accessories. It also contains a fluorescent bargraph display of power output at the speaker terminals of voltage output at the tape monitor jacks. \$400.

CIRCLE NO. 98 ON FREE INFORMATION CARD

## TRS-80 Cassette Loader

GB Associates' C-LOADER is said to eliminate CLOAD and CLOAD? problems encountered in TRS-80 computers. The C-LOADER device connects between the

EAR jack of the cassette deck and the cable to the TRS-80 keyboard. It requires no electrical power or batteries. C-LOAD is available in two models: Model 800 is for programs generated on the TRS-80 and most commercially available tapes, while Model 810 is for machine-language tapes recorded with inverted polarity. \$12.95. Address: GB Associates, P.O. Box 3322, Granada Hills, CA 91344.

## VTR Control Center

Superec's Model VTRS-4 is a switching center capable of accommodating four video tape decks. Dubbing can be performed




from one deck onto three others without the necessity of changing connections. An alternate camera input enables multiple recordings of live sources to be made. Insertion loss of the device is said to be unmeasurably low, with rated frequency response extending from dc to 10 MHz. \$60.

CIRCLE NO. 99 ON FREE INFORMATION CARD

## Rugged Bookshelf Speaker

The Model V-6 from Genesis Physics is a compact bookshelf loudspeaker whose designation comes from the design of its low-frequency section (vented, with a 6-inch driver). Rated frequency response is 52-20,000 Hz,  $\pm 4$  dB, with moderately high efficiency of 89 dB at 1 meter for a 1-W input. Said to be capable of handling a continuous 75-W input, the speaker should



be able to produce 107 dB SPL at 1 meter. The tweeter is designed to withstand repeated 1-kW pulses and, with the rest of the system, carries a lifetime warranty to the original owner. The manufacturer states that the enclosure, constructed of walnut-veneered 3/4" particleboard, is optimized to work with the woofer. \$116.

CIRCLE NO. 100 ON FREE INFORMATION CARD

# NEW Scanners! NEW Prices! NEW Club!

Communications Electronics™, the world's largest distributor of radio scanners, has new prices, on new scanner models and accessories. A scanner, when teamed up with your CB, will give you up-to-the-second information that you can't get elsewhere. If you don't have at least one scanner, the time to buy is now!

Since CE distributes more scanners worldwide than anyone else, we can give you rock bottom prices. Our warehouse facilities are equipped to process over 1,000 scanner orders per week and our order lines are always staffed 24 hours. We also export scanners to more than 300 countries and military installations. Almost all items are in stock for immediate shipment, so purchase your scanner from CE now!

## NEW! Bearcat® 300

Available April - May, 1980

List price \$519.95/CE price \$339.00

**7-Band, 50 Channel • Service Search • No-crystal scanner • AM Aircraft and Public Service bands • Priority Channel • AC/DC Bands: 32-50, 118-136 AM, 144-174, 421-512 MHz.** The new Bearcat 300 is the most advanced automatic scanning radio that has ever been offered to the public. The Bearcat 300 uses a bright green fluorescent digital display, so it's ideal for mobile applications. The Bearcat 300 now has these added features: Service Search, Display Intensity Control, Hold Search and Resume Search keys, Separate Band keys to permit lock-in/lock-out of any band for more efficient service search.

## Bearcat® 250

List price \$419.95/CE price \$269.00

**50 Channels • Crystalless • Searches Stores • Recalls • Self-Destruct • AC/DC Priority Channel • 6-Band • Count Feature.** Frequency range 32-50, 146-174, 420-512 MHz. The Bearcat 250 performs any scanning function you could possibly want. With push button ease you can program up to 50 channels for automatic monitoring.

## Aircraft Bearcat® 220

List price \$419.95/CE price \$269.00

**Aircraft and public service monitor.** Frequency range 32-50, 118-136 AM, 144-174, 420-512 MHz. The Bearcat 220 is one scanner which can monitor all public service bands plus the exciting AM aircraft band channels. Up to twenty frequencies may be scanned at the same time.

## Bearcat® 211

List price \$349.95/CE price \$239.00

Frequency range: 32-50, 146-174, 420-512 MHz. The Bearcat 211. It's an evolutionary explosion of features and function, 18-channel monitoring. With no-crystal six-band coverage. Dual scan speeds. Color-coded keyboard. Even a digital clock. All at a modest price. More scanning excitement than you bargained for.

## Bearcat® 210

List price \$299.95/CE price \$199.00

**10 Channels • 5 Bands • Crystalless** Frequency range: 30-50, 146-174, 420-512 MHz. Use the simple keyboard to select the 10 channels to be scanned. Automatic search finds new frequencies. The 210 features patented selectable scan delay, push button lockout, single antenna, patented track tuning, AC/DC operation. With no crystals to buy. Ever!



Bearcat 5 and 4-6 Thin Scan™

## FREE Bearcat® Crystal Offer

Buy a Bearcat 12 between February 1 and March 31, 1980, and you'll get a coupon good for four free crystals sent directly to you from Electra Company. You'll get two free crystals with your purchase of the Bearcat 8-Track or any Hand-Helds. Offer valid only on purchases of Bearcat Crystal Scanners between February 1 and March 31, 1980. Restricted to one Free Crystal Offer per consumer regardless of number of scanners purchased. Void where taxed or prohibited by law. Requests must be postmarked no later than April 18, 1980. Allow four to six weeks for delivery. To qualify for this offer you must send proof of purchase and the Bearcat Stripped Card attached to the front of your new crystal scanner, along with the frequencies desired to: Bearcat Free Crystal Offer, Electra Company, Box 29243, Cumberland, Indiana 46229.

## Bearcat® 12

List price \$179.95/CE price \$119.00

**10 Channels • 5 Bands • AC or DC** Frequency range: 33-48, 146-174, 450-512 MHz. More features, more channels, more action. The Bearcat 12 has automatic squelch, individual lockout and more.

## NEW! Bearcat® 5

Available April - May, 1980

List price \$129.95/CE price \$94.00

**8 Channels • 4 Bands • AC only** Frequency range: 33-50, 146-174, 450-512 MHz. The Bearcat 5 is a value-packed crystal scanner built for the scanning professional — at a price the first-time buyer can afford. Individual lockout switches.

## Bearcat® 8 Track

List price \$99.95/CE price \$79.00

**4 Channels • 2 Bands • Plays off any AC or DC Powered 8 Track Tape Player.** Frequency range: 36-44, 152-162 MHz. This incredibly compact 4-channel/2-band crystal scanner plugs into the tape player where an 8 track cartridge normally goes.

## Bearcat® Four-Six

List price \$179.95/CE price \$119.00

**The first 4 Band, 6 Channel, Hand-Held Scanner.** Frequency range: 33-47, 152-164, 450-512 MHz. The Bearcat Four-Six offers "hip pocket" access to police, fire, weather and special interest public service broadcasts. Lightweight. Extremely compact.

## NEW! Bearcat®

### Four-Six ThinScan™

List price \$179.95/CE price \$119.00

Frequency range: 33-47, 152-164, 450-508 MHz. The incredible, new Bearcat Four-Six Thin Scan™ is like having an information center in your pocket. This four band, 6 channel crystal controlled scanner has patented Track Tuning on UHF. Scan Delay and Channel Lockout. Measures 2 3/4" x 6 1/2" x 1 1/2". Includes rubber ducky antenna.

## Bearcat® ThinScan™

List price \$149.95/CE price \$99.00

**World's smallest scanner!** There are now three models available. The BC 2-4 L/H receives 33-44 and 152-164 MHz. The BC 2-4 H/U receives 152-164 and 450-508 MHz. The Aircraft ThinScan™ model BC 2-4 AC receives 118-136 and 450-470 MHz. The Bearcat ThinScan™ measures 2 3/4" across. Just 1 1/2" deep. And 5/8" high.

## INCREASED PERFORMANCE ANTENNAS

If you want the utmost in performance from your scanner, it is essential that you use an external antenna. We have six base and mobile antennas specifically designed for receiving all bands. Order #A60 is a magnet mount mobile antenna. Order #A61 is a gutter clip mobile antenna. Order #A62 is a trunk-lip mobile antenna. Order #A63 is a 3/4 inch hole mount. Order #A64 is a 3/8 inch snap-in mount, and #A70 is an all band base station antenna. All antennas are \$25.00 and \$3.00 for UPS shipping in the continental United States.

## OTHER SCANNER ACCESSORIES

SP50 AC Adapter ..... \$12.00  
SP51 Battery Charger ..... \$12.00  
SP55 Carrying Case for Bearcat Four-Six ..... \$15.00  
SP57 Carrying Case for Bearcat 2-4 only ..... \$15.00  
FB-E Frequency Directory for Eastern U.S. .... \$15.00  
FB-W Frequency Directory for Western U.S. .... \$15.00  
B-31.2 V AA Ni-Cad's for Four-Six (Pack of 4) ..... \$15.00  
B-41.2 V AAA Ni-Cad's for ThinScan™ (Pack of 4) ..... \$15.00  
B-5 Replacement memory battery for Bearcat 210 ..... \$5.00  
A-135cc Crystal certificate ..... \$4.00  
Add \$3.00 shipping for all accessories ordered at the same time.

## TEST ANY SCANNER FREE

Test any scanner purchased from Communications Electronics™ for 31 days before you decide to keep it. If for any reason you are not completely satisfied, return it in new condition with all parts in 31 days, for a courteous and prompt refund (less shipping and handling charges).



NEW! Improved Regency K500

CIRCLE NO. 1 ON FREE INFORMATION CARD

## NEW! Regency® K500

CE price \$269.00

**40 Channel • Synthesized • Service Search Digital count • Weather with tone alert Search/Store • Priority Channel • AC/DC** Frequency range: 30-50, 144-174, 440-512 MHz. The new Regency Touch K500 is an advanced synthesized scanner with many new features.

## OTHER REGENCY® SCANNERS

Touch K100 ..... \$189.00  
Aircraft Touch 720-A ..... \$239.00  
NEW! Touch M100 ..... \$189.00  
E-106 ..... \$109.00  
R-106 ..... \$95.00  
R-804 ..... \$89.00

## World Scanner Association™

The WORLD SCANNER ASSOCIATION is sponsored as a public service by Communications Electronics™. When you join, you'll receive a quarterly newsletter with scanner news and features. You'll also get a wallet I.D. card, an Official Personalized WSA Membership Certificate, and the latest FCC news affecting monitoring such as frequency allocations. FREE classified ads for members so you can contact other scanner owners when you want to sell or buy a scanner. FREE membership in the WSA Buyer's Co-op. Your Co-op membership will allow you to get special discounts on scanners and scanner related products. Since the WSA Buyer's Co-op gives you group purchasing power, you can easily pay for your membership dues the first time you make a Co-op purchase. WSA is your united voice to governmental and public service agencies as well as scanner manufacturers. You'll get inside information on the latest scanner products before the general public. Since WSA is not affiliated with any scanner manufacturer, you can rely on accurate product reports. You get all this for only \$12.00 annual dues! And if you join before June 30, 1980, CE will pay \$2.00 of the cost of your first year's dues as a "charter member." You can charge your "charter membership" on Visa or Master Charge so join now! Add \$5.00 for foreign memberships.

## BUY WITH CONFIDENCE

To get the fastest delivery from CE of any scanner, send or phone your order directly to our Scanner Distribution Center. Be sure to calculate your price using the CE prices in this ad. Michigan residents please add 4% sales tax. Written purchase orders are accepted from approved government agencies and most well rated firms at a 10% surcharge for net 30 billing. All sales are subject to availability. All sales on accessories are final. Prices and specifications are subject to change without notice. Out of stock items will be placed on backorder automatically unless CE is instructed differently. International orders are invited with a \$10.00 surcharge for special handling in addition to shipping charges. All shipments are F.O.B. Ann Arbor, Michigan. No COD's please. Personal checks require three weeks bank clearance.

Mail orders to: Communications Electronics™, Box 1002, Ann Arbor, Michigan 48106 U.S.A. Add \$5.00 per scanner for U.P.S. ground shipping, \$9.00 for faster U.P.S. air shipping or \$30.00 for overnight delivery to most major U.S. cities via Federal Express or Airborne Air Freight. If you have a Master Charge or Visa card, you may call anytime and place a credit card order. Order toll free 800-521-4414. If you are outside the U.S. or in Michigan, dial 313-994-4444. You may also order via TWX 810-223-2400. Dealer inquiries invited. All order lines at Communications Electronics™ are staffed 24 hours.

WSA™ Scanner Distribution Center™ and CE logos are trademarks of Communications Electronics™. † Bearcat is a federally registered trademark of Electra Company, a Division of Masco Corporation of Indiana. ‡ Regency is a federally registered trademark of Regency Electronics Inc.

Copyright © 1980 Communications Electronics™



**COMMUNICATIONS ELECTRONICS™**

854 Phoenix □ Box 1002 □ Ann Arbor, Michigan 48106 U.S.A.  
Call TOLL-FREE (800) 521-4414 or outside U.S.A. (313) 994-4444

**We're first with the best.™**

# No matter how good your present stereo system, we can improve it! Here's proof.



Add effortless clarity and transparency with our new Omnitec™ series Vector-Aligned™ dual magnet cartridge or AT30E moving coil cartridge with user-replaceable stylus.



Laboratory precision is the hallmark of every A-T tone arm for home, studio, or disco.



You might pay \$1000 or more for speakers almost as good as these remarkable electret stereophones.



Use our complete line of record and stylus cleaners to keep your collection sounding great years from now.



LIFESAVER is the first truly complete record preservative. Stops static and record wear for years.



Create your own "Grammy award-winning" tapes with studio-quality Audio-Technica microphones.




Make it all worthwhile with thrilling direct-to-disc and digitally-mastered performances from around the world.

When you add Audio-Technica, you multiply listening enjoyment. At leading audio stores. Write for catalog and dealer list, today.

## audio-technica

INNOVATION □ PRECISION □ INTEGRITY  
AUDIO-TECHNICA U.S., INC., Dept. 30P  
33 Shiwasssee Avenue, Fairlawn, Ohio 44313



## New Literature

### INFORMATIONS SYSTEMS CATALOG

A 52-page catalog of minicomputer, computer, word-processing, and microfilm supplies and accessories is available, featuring brand-name diskettes, cassettes, and storage and retrieval systems. Address: Computer Resources Co. of NY, Suite 1500, 2 Penn Plaza, New York NY 10001.

### BASICS OF HI-FI

"An Introduction to Stereo," is the title of a 16-page booklet giving the fundamentals of high fidelity—without being too technical. Its chief purpose, according to the sponsors, is to enable the consumer to understand a manufacturer's technical specifications and make intelligent comparisons. Send self-addressed stamped envelope to: Yamaha Audio, P.O. Box 6600, Buena Park, CA 90620.

### COMMUNICATIONS ANTENNA CATALOG

Cushcraft's new Proline PL-8 catalog provides detailed electrical and mechanical data on over 25 different antenna models that are broadbanded or field tunable and cover from 30 to 512 MHz. It also depicts both 5- and 10-element CATV/MATV single-channel Yagis and information on phasing. Address: Cushcraft Corp. Box 4680, Manchester, NH 03108.

### APPLE SOFTWARE CATALOG

Rainbow Computing's 45-page Apple Software Catalog includes software, accessories, and peripherals listings as well as over 100 programs. The latter cover games (a "Pot O' Gold" special is 49 games and demos on a single cassette for \$49); fifteen business applications; and software development programs. Address: Rainbow Computing, Inc., 9719 Reseda Blvd., Northridge, CA 91324.

### DX LISTENING LITERATURE

The WTFDA (Worldwide TV-FM DX Association) has released a new pamphlet of interest to TV, FM, and V-UHF-utility DXers. In it is a description of WTFDA and the organization's monthly journal, *VHF-UHF Digest*, membership information, and brief summaries on the advantages of TV, FM, and V-UHF DXing. Send a self-addressed stamped envelope for a free pamphlet. For \$1, a sample copy of *VHF-UHF Digest* may be obtained. Address: WTFDA, Box 97, Calumet City, IL 60509.

### ENCLOSURE KIT DATA SHEET

A 2-page data sheet published by Pac Tec describes its six lines of electronics enclosures kits for prototype designers, model builders, and hobbyists. The enclosures using ABS material with molded-in color, come with hardware and parts to permit custom work on the user's part. Address: Pac Tec Div. of LaFrance Corp., Enterprise and Executive Aves., Philadelphia, PA 19153.


**Not Just Another Limited Area Motion Detector!**

# guardex™

**Protects Every Square Inch Of Your Building**

**Turns On Lights Automatically**

**Powerful Electronic Siren**



## Low Cost Computerized Burglar Alarm System Home - Office - Business

*The Guardex 8000 Alarm System is walnut grained and disguised to look like a small stereo speaker (6¾" x 9¾" x 8") and weighs less than 6½ pounds.*

### NO INSTALLATION

Just plug the Guardex 8000 alarm system in, make several simple control adjustments to suit your particular building and it works! There are no other wires to run. This totally self-contained burglar alarm can completely seal off every square inch of the surface of your building. It protects doors, windows, and what most alarms miss... your roof, walls and floors.

### HOW CAN ONE SMALL COMPUTER PROTECT MY WHOLE BUILDING?

Guardex 8000 Alarm System works on the principle of audio discrimination. This, put simply, is the process of electronically separating normal everyday sounds, such as voices, telephones, etc. from break-in type noises such as breaking glass, prying metal, or forcing a door open. The Guardex 8000 protects one story homes and offices up to 2000 square feet and open commercial buildings up to 10,000 square feet. The Guardex 9300 with wireless remote sensor capability is available for multi-story homes and offices or single story with more than 2000 square feet. Call the factory for more detailed information.

### TURNS ON LIGHTS AUTOMATICALLY

When the first break-in type sound is detected, the system will instantly turn on lights, radio, or other electronic equipment that you have plugged into the back of the alarm. These lights or other equipment will remain on for a period of five minutes, then automatically turn off.

### POWERFUL ELECTRONIC SIREN

The Guardex 8000 alarm is equipped with a loud built-in siren. If during the five minute period the lights or other electronic equipment has been activated, a second break-in sound is detected, (it can be only a second or two after the first break-in sound) the built-in siren will start blasting for 90 seconds. At the end of approximately 90 seconds the siren will shut off and the alarm listens again. If another break-in sound is heard, the siren will come on for another 90 seconds. If no other break-in sound is detected, the siren will stay off and at the end of the five minute period the lights will shut off and the alarm instantly resets.



*The rear control panel contains two standard AC plug receptacles for a table lamp, spot lights, radio, etc.; terminals for connecting optional outside siren and back-up battery (not included); entry delay time control and sensitivity control.*

### EXIT AND ENTRY DELAY

The Guardex 8000 alarm has a built-in exit delay allowing you approximately one minute to lock up and leave the building before the alarm is armed. When you enter your building you may find that just your normal entering sounds activate the siren. You may delay it from starting for up to 30 seconds by turning up the siren entry delay control.

### BATTERY BACK-UP

Burglars rarely cut power. However, to give you total protection from a burglar and possible power failure, our alarm has provisions for a battery back-up. (Batteries not included). 12 volt lantern batteries are available at most hardware stores.

### THE BURGLARY PROBLEM

The F.B.I. statistics show that at the present rate, one out of every four Americans are going to be burglarized. That is not a very pleasant fact, but it is true. You have a greater chance of being burglarized than being a victim of a fire or automobile accident. The time is now to help protect yourself and your valuables with a Guardex 8000 alarm system.

### OUTSIDE SIREN

The Guardex 8000 alarm is equipped with a loud, built-in siren, but if you desire an additional siren to mount outside or in an area away from the main alarm, they are available with 50 feet of wire for \$24.95. (Connecting terminals are provided on the back of the alarm).

### 30 DAY NO RISK TRIAL

This is your opportunity to purchase an alarm system directly from the factory for only \$199.95. Try it in your home or business for thirty days without risking one cent. Put our Guardex 8000 alarm to your own test. See for yourself! It will protect every window and door from break-in. If you are not completely satisfied, return the alarm within 30 days for a complete refund. To order your Guardex 8000 alarm, CALL TOLL FREE to charge your credit card or send your check to Guardian Electronics, Inc. in the amount of \$199.95. If you want the optional outside siren, add \$24.94. (California residents add 6% sales tax.)

(If you require more information, call during California business hours, Monday - Friday)



Dealer Inquiries Invited

**CALL TOLL FREE**  
(800) 423-5499

California residents:  
(213) 889-1414 collect.

**GE GUARDIAN ELECTRONICS, INC.**

31133 Via Colinas, Dept. PE, Westlake Village, Calif. 91361

# McIntosh

## "A Technological Masterpiece ..."



McIntosh C 32

### "More Than a Preamplifier"

McIntosh has received peerless acclaim from prominent product testing laboratories and outstanding international recognition! You can learn why the "more than a preamplifier" C 32 has been selected for these unique honors.

Send us your name and address and we'll send you the complete product reviews and data on all McIntosh products, copies of the international awards, and a North American FM directory. You will understand why McIntosh product research and development always has the appearance and technological look to the future.

Keep up to date.  
Send now - - -

McIntosh Laboratory Inc.  
Box 96 East Side Station  
Binghamton, NY 13904


Name \_\_\_\_\_

Address \_\_\_\_\_

City \_\_\_\_\_ State \_\_\_\_\_ Zip \_\_\_\_\_

If you are in a hurry for your catalog please send the coupon to McIntosh. For non-rush service send the Reader Service Card to the magazine.

CIRCLE NO. 38 ON FREE INFORMATION CARD



# Stereo Scene

By Harold A. Rodgers  
Executive Editor

## CASSETTE TOPICS

**M**ETAL-PARTICLE tape and hardware are receiving a good deal of attention these days, and deservedly so. The new tape offers considerable advantages in performance over earlier types and seems capable of circumventing what had been considered some built-in pitfalls of the cassette format.

Yet there are those who have amassed evidence to demonstrate that the advantages of metal tape are not consistently delivered in practice and may not be needed anyway. An opposing camp holds that the advantages are obvious. From what I've heard, I'd have to go along with the second group, especially when program material rich in high-frequency content is involved, and in live recording situations where the headroom requirements cannot be known in advance. The key feature of metal tape is the high-frequency headroom that it delivers to a format in which there was previously a dire shortage. But the holders of this second view do grudgingly admit that the benefits are not always there in practice.

According to these partisans, the reason is that metal tapes, instead of adhering to a standard coercivity and remanence, are becoming too variable, leaving hardware manufacturers in a quandary as to how to set their bias and equalization adjustments as decks leave the factory. The net effect is that if Brand X tape gives excellent results on a particular deck, Brand Y probably will not. Rigid adherence to standards, it is claimed, will solve this problem. That is probably true to a degree, but certainly not completely. The cry for standards has been heard before concerning other tape types, and yet the millennium has perversely refused to arrive.

Some of the difficulty can be blamed on the fact that tape manufacturers have traditionally been less than eager to establish standards. This is understandable if one considers that each company, at least in its own eyes, sees advantages in its own product and is reluctant to change it just because one or more of its competitors has a different opinion. Additionally, virtually no manufacturer will tolerate the prospect of adjusting his product to parameters established first by a competitor—the loss of face is just too great. But all of this notwithstanding, there are technical reasons, in my opinion, why standards will never foster total harmony between tape and recorder.

**The Time-Honored Conundrum.** As many a recordist has learned to his chagrin, mating a tape to a particular recorder has never been easy. In general, you must use a tape

identical in coercivity and retentivity to the one for which the deck's bias and equalization were adjusted if you are to achieve the results the designers of the deck and the tape intended. If the coercivity is off, the high-frequency response will be as well, and retentivity affects low-frequency output in a similar way. As the low-frequency output defines the sensitivity of the tape, it controls the overall output level as well. That is, the bias level can be varied to a degree in order to match the high-frequency output to that available at low frequencies. More bias depresses high-frequency output and sensitivity, and vice versa.

Bias also has an effect on distortion; there is a definite level at which distortion is minimized. Generally, more bias depresses low-frequency output, too, though not as markedly as it does the highs. One common compromise between distortion and output level is to use 2 dB more bias than that which gives maximum output at low frequencies.

Assuming then, that you know what tape the manufacturer set the recorder for, you should be home free. In actuality you are no better than in the ballpark (stiff standards would keep you well in the ballpark). But matters are rarely that simple in the real world—there are manufacturing tolerances to be dealt with. To my knowledge, no tape manufacturer claims uniformity between different batches of tape better than  $\pm 1$  dB. This is pretty close, but it can cause audible differences in frequency response, especially when Dolby noise reduction (which can double such errors) is used. It is entirely possible that a recorder adjusted for tape A might sound better with a particular sample of tape B, provided that B's nominal bias and EQ requirements are not too different, all because of manufacturing tolerances.

Sometimes, unfortunately, information as to the identity of the reference tape for a given machine is not disclosed, or if it is, the tape is unavailable. What is to be done then?

One solution, advocated by some, is to record and play back a wide variety of music on your machine, using different cassettes and noting which are best for different kinds of music. This approach is taken very seriously in Japan, where audio critics have been known to make extensive listening tests with an assortment of decks and tapes in order to advise audiophiles about the sound character to be expected from each combination. It is entirely possible that by such a method you will arrive at some tape formulations that you prefer on your particular machine, but the problem of consistency remains. There is no

(Continued on page 20)



# Introducing a totally new concept in stereophones.

The new Koss HV/X high velocity stereophone represents a remarkable breakthrough in hear-thru stereophone design and performance. For the first time, Koss engineers have been able to create a lightweight, hear-thru stereophone that combines the transparency of high velocity phones with the superior bass performance of closed-type phones. The result is a breathtaking musical experience.

## CONTOURED VARIABLE-DENSITY EARCUSHIONS

While most lightweight, hear-thru stereophones have earcushions that fit against the ear, the new Koss HV/X features a unique, contoured, variable-density cushion that fits around the ear. Not only does this unique earcushion design create a far more comfortable stereophone but it has also allowed Koss engineers to create a dramatically better element



design as well. These new variable-density earcushions are made up of a very porous material that is acoustically transparent at the perimeter of the earcushion yet compressed toward the center region. This varies the pattern of acoustic resistance over portions of the earcushions creating the proper seal for specific bass frequencies while al-



Koss HV/XC

lowing the flow of middle and high frequencies at the perimeter of the earcushions.



## LIGHTWEIGHT ELEMENT

The uniqueness of the new variable-density earcushions made it possible

for Koss engineers to design a lightweight element that reproduces a Sound of Koss you have to hear to believe. Incredibly, even though the overall weight of the element was reduced, Koss engineers were able to develop a magnet with enough magnetic density to drive an extra large diaphragm. With a response range of 15 to 35,000 Hz, the new Koss HV/X will drive you into ecstasy and our competitors nuts.

## HEARING IS BELIEVING.

Slip into the new Koss HV/X or HV/XLC with volume/balance controls at your audio dealer soon. You'll like the best of both worlds: the open, airy, up-front sound of hear-thru stereophones and the deep, rich bass performance of closed-type stereophones.

And while you're with your audio dealer, listen to our full line of Koss stereophones and CM loudspeakers. There's no sound quite like the Sound of Koss.

*For more information on the HV/X, our full line of stereophones and loudspeakers or our new Koss K/4DS digital delay system, write c/o Virginia Lamm.*

© 1980 Koss Corp

**KOSS**® stereophones/loudspeakers  
hearing is believing™


# NRI will train you at home to be an electronics professional in the growing world of communications.

Learn to service, repair, and install everything from microwave antennas to two-way radios...from radar sets to TV transmitters.

TV Tape Recorders



TV Broadcasting



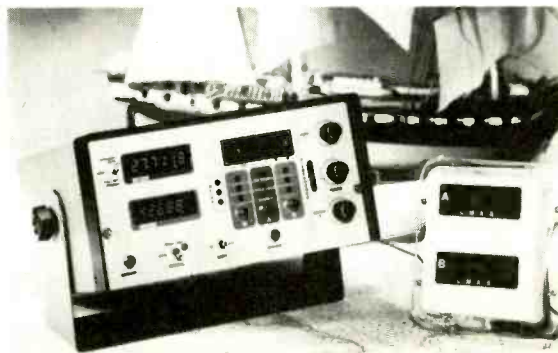
Antenna Systems



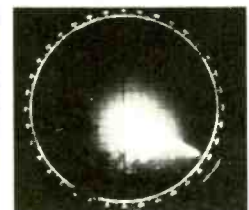
Marine Communications



Aviation Communications & Navigation Systems



Direction Finders, Loran



Radar



No other home-study course gives you such complete, professional training in so many fields of communication. No other gives you the actual bench training with kits and demonstration units specially designed for learning. Only NRI gives you the thorough preparation and training you need to achieve professional competence in the wide world of communications.

### Learn at Home in Your Spare Time

Learn at your own pace, right in your own home. There's no need to quit your job or tie up your evenings



Mobile Radio



Aircraft Guidance & Landing Systems



Microwave Relay

with night classes. No time or gas wasted traveling to school...NRI brings it all to you. You learn with NRI-pioneered "bite-size" lessons and proven, practical "power-on" training.

### Build Your Own 2-Meter, Digitally Synthesized VHF Transceiver or 40-Channel CB

NRI training is "hands-on" training. You get honest bench experience as you build and test this industrial-quality two-way radio and power supply. You reinforce theory lessons as you induce and correct faults, study individual circuits and learn how they interface with others. Or, at your option, you can train with a full forty-channel mobile CB and base-station power supply converter.

You also build and keep for use in your work a transistorized volt-ohm



CB Radio



AM & FM Broadcasting

meter and digital CMOS frequency counter. NRI even gives you special lessons to get your Amateur License so



you can go on the air with your VHF transceiver.

### FCC License or Full Refund

In all, you get 48 lessons, 9 special reference texts, and 10 training kits...the training you need to become a professional. And NRI includes training for the required FCC radiotelephone license examination. You pass or *your tuition will be refunded in full*. This money-back agreement is valid for six months after the completion of your course.

### Free Catalog, No Salesman Will Call

NRI's free, 100-page full-color catalog shows all the equipment you get, describes each lesson and kit in detail, tells more about the many specialized fields we train you for. It includes all facts on other interesting areas like TV and audio servicing or digital computer electronics. Mail the postage-paid card and see how we can make you a pro.

If the card has been removed, write to:

**NRI Schools**  
McGraw-Hill Continuing  
Education Center  
3939 Wisconsin Ave.  
Washington, D.C. 20016



STEREO SCENE (Continued from page 14)  
way you can be sure that two cassettes of a particular brand will sound exactly alike.

It should be clear by now that since cassettes will give results that can be objectively verified as optimum only when treated as individuals, we will have to be able to adjust the deck. Some manufacturers have recognized this by introducing models on which the recording bias (or sometimes equalization) and Dolby level controls are easily accessible to the user. One or two of these decks also include high- and low-frequency oscillators. The procedure is quite simple: One adjusts the bias until the recording sensitivity is the same for the high- and low-frequency tones. Record a low-frequency tone and check the level of the high-frequency tone against it. If the high tone is too weak, back off the bias a bit; if it is too strong, turn the bias up. Finally, the recording Dolby level is set to match the level used by the playback decoder.

Obviously, if a two-head deck is being used, you'll have to record, rewind, and then play back, and you won't have a meter to look at while doing the actual tweaking. Nevertheless, it's quite easy to do, and you may be surprised at the level of performance that can be extracted from even garden-variety ferric tapes this way.

If your deck doesn't include a test oscillator, any signal source that can supply reasonably clean sine waves to the recorder's line inputs can be used. The low frequency should be between about 333 and 1000 Hz, and the high frequency in the neighborhood of 8 to 10 kHz. Lacking instructions to the contrary from

the deck manufacturer (decks with built-in oscillators may set recording test levels automatically), be sure to run the test at -20 dB. A convenient alternative to doing all this yourself is to purchase one of the new recorders in which a microprocessor does it for you.

**Bias and Headroom.** As we noted earlier, a fixed bias is a compromise between the conditions needed to record high and low frequencies optimally. Good performance at the low end and in the middle require some sacrifices at the top, or vice versa. What would happen if the bias could change on a dynamic basis dependent on the character of the signal being recorded? Dolby Laboratories has looked into this question, and the answer has formed the basis of the company's Headroom Extension System (HX).

What the system does is sample the program material and reduce the bias when it is rich in highs, thereby extending the overload characteristics of the tape. Done by itself, this would also boost high-frequency response, so a compensating change in record equalization is made simultaneously. The price paid for the increased headroom at the highest treble frequencies is a modest increase in midrange distortion, but since the extraneous products fall, for the most part, in the high part of the spectrum, the program material masks them. When highs are absent, the bias can be totally optimized for the midrange and bass frequencies, giving even cleaner reproduction than does a compromise bias.

A part of the attractiveness of the system, as far as Dolby is concerned, is that the control signal used to effect signal-dependent pre-emphasis for noise reduction has the characteristics necessary to vary the bias and EQ. Once HX has been applied to a tape, however, playback can be executed by any Dolby equipped cassette deck. HX itself requires no additional playback processing.

I have heard brief demonstrations of the system, and it seems to work very well indeed. It is being offered to Dolby licensees at no additional charge. Thus, manufacturers including it in their decks will incur no costs beyond those of providing the extra electronics. If cassette decks incorporating Dolby HX are not yet available, they should be soon.

An additional possibility that I hope is not overlooked is that commercial duplicators could apply HX to prerecorded, Dolby-encoded tapes. These, remember, could be played back by the majority of decks now in use. More high-frequency headroom and sparkle might go a long way in helping these tapes to compete with discs.

### Audiophile Recordings

Continuing briefly with tape before going on to discs, it has come to my attention that RVC of Japan, a company known for its directly mastered discs, is distributing, in Japan, prerecorded cassettes on metal-particle tape. These are not yet available here, though I suspect that they will be before long. As soon as I get my hands on any, they'll be written up in this column. Metal tapes, of course, can play back on any machine that can handle chromium dioxide. Now for some new discs:

LIVE IN TOKYO, Archie Shepp Quartet. Denon PCM YX7538. Denon, an early pioneer of PCM recording, has produced a winner with this disc. The recording is of a live concert that obviously pumped Shepp and sidemen up for some truly inspired playing. Two selections are on the long side—almost 16 minutes in one case—but they keep on unfolding to give a nearly hypnotic effect. And the recording (and the pressing) are essentially free of nasties that would shock you out of musical concentration.

TCHAIKOWSKY. 1812. CAPRICCIO ITALIEN. "COSSACK DANCE" FROM MAZEPPA, Cincinnati Symphony Orchestra, Erich Kunzel conducting. Telarc DG-10041. This disc, clearly, was recorded to be a spectacular, and the feature presentation is, naturally enough, the "1812" Overture, Op. 49 of Tchaikovsky. The recording was made in three stages—orchestra, bells, cannon—and the three were then mixed digitally. Total dynamic range is awesome (on the order of 64 dB), and frequency components down to 6 Hz are present as a result of the cannon shots. If your system can handle this (particularly the problem of keeping the stylus in the groove) it can play just about anything—until fully digital discs come along. Actually, I think the engineers went a bit overboard in leaving the 6-Hz material in. No speaker can reproduce it at a meaningful level, and well-tuned tonearm/cartridge combinations (resonant frequency at 9 to 13 Hz) will just about filter it out. If the resonant frequency falls at 6 Hz or below—watch out! Still, this disc is a tour-de-force of production and a fearsome challenge to an audio system. Not only is it a lease-breaker, it may be a voice-coil popper as well. ◇

Now Build Professional  
Quality Printed Circuit  
Boards INSTANTLY With  
**E-Z CIRCUIT™**  
by Bishop Graphics, Inc.  
**PRESSURE-SENSITIVE COPPER  
Design Products**



With E-Z CIRCUIT's revolutionary new pressure-sensitive Copper Design Products, you actually build "instant" professional caliber PC boards right in your own shop or home, WITHOUT chemicals, artwork, photography, screening or etching.

The exclusive new E-Z CIRCUIT Copper Design System contains everything you need to produce or repair a professional, printed circuit board with electrical and mechanical characteristics that simulate those of etched "production house" PC boards. Our unique Technical Manual, with easy-to-follow, illustrated "how to" tips and

techniques shows and tells you how.

E-Z CIRCUIT's pressure-sensitive copper products are only one dimension of the E-Z CIRCUIT family. The comprehensive E-Z CIRCUIT Technical Manual & Catalog 102 contains detailed information on the entire product line, including:

- PC Drafting Aids to help you create professional PC board artwork
- General Purpose PC Plug Boards, DIP & SIP Sockets, Terminal Pins, Wire and Accessories for building PC boards with today's fast, modern wire wrapping methods

**E-Z CIRCUIT™**  
by Bishop Graphics, Inc.

5388 Sterling Center Drive • P.O. Box 5007  
Westlake Village, CA 91359 U.S.A.  
(213) 991-2600 • Telex: 66-2400



For your copy of this value-packed E-Z CIRCUIT Technical Manual & Catalog 102, including information on the location of your nearest E-Z CIRCUIT Distributor, send \$1.00 — plus 50¢ for postage and handling — along with your name and address to:

CIRCLE NO. 10 ON FREE INFORMATION CARD

# PIONEER WINS THE AMP & TUNER BATTLE WITH A TECHNICAL KNOCK-OUT.



THE PIONEER TX-9800 TUNER.

At one time the struggle between amplifiers was won by the amp that had the most muscle. And the tuner that brought in the most stations also brought in the most acclaim.

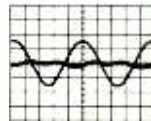
Today, there's one series of amplifiers whose technology has put it in a class by itself. And only one series of tuners that is its match.

They're Pioneer SA-9800 amplifiers. And TX-9800 tuners.

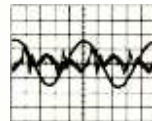
Until Pioneer's SA-9800, you had two choices when selecting an amplifier. Either you paid through the nose for a heat producing Class A amp. Or you paid through the ear for a distortion producing Class B.

Pioneer's SA-9800 offers the efficiency found in the finest Class B amplifiers. With a distortion level found in the finest Class A. An unheard of 0.005% at 10-20,000 hertz.

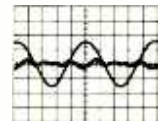
What's more, instead of slow-to-react VU meters that give you average readings or LED's that give you limited resolution, the SA-9800 offers a Fluroscan metering system that is so precise and so fast, it instantaneously follows every peak in the power to make sure you're never bothered by overload or clipping distortion.



CLASS A AMPLIFIER.  
LEAST DISTORTION  
BUT MOST HEAT.



CLASS B AMPLIFIER.  
MOST DISTORTION  
BUT LESS HEAT.



SA-9800.  
LESS DISTORTION, LESS  
HEAT, AND MORE POWER.

And while you're certain to find conventional power transistors in most conventional amplifiers, you won't find them in the SA-9800. Instead you'll find R.E.T. transistors that greatly increase frequency response. So instead of getting distortion at high frequencies, you get clean clear sound. Nothing more. Nothing less.

Obviously, it took revolutionary engineering to build Pioneer's new series of amplifiers. But that same technology and skillful engineering also went into Pioneer's new line of tuners.

While other tuners offer features that just sound great, every feature in Pioneer's new TX-9800 helps to produce great sound.

Like Pioneer's new Quadrature Discriminator Transformer that helps reduce distortion to 0.05% at 1 KHz and raise signal-to-noise ratio to 83 dB. A specially designed Quartz Sampling Lock Tuning System that automatically locks onto your desired broadcast. And automatically eliminates FM drift. And two band widths for both AM and FM stations.

By now it must be quite obvious, that when it comes to engineering only a few amps and tuners are in Pioneer's class.


But when it comes to value there's **PIONEER** no contest. We bring it back alive.

THE PIONEER SA-9800 AMPLIFIER.



CIRCLE NO. 53 ON FREE INFORMATION CARD

# Julian Hirsch Audio Reports



## Pioneer Model SR-303 reverberation amplifier uses bucket-brigade time-delay integrated circuit



The Pioneer Model SR-303 is the first home reverberation unit we have tested that uses a bucket-brigade IC device

(BBD) time-delay system. The BBD provides a time delay by analog means without the unpleasant distortions, limited and irregular frequency response, and tendency to add a "twangy" coloration to the sound that were characteristic of consumer spring-type reverb units.

The Model SR-303 has a single initial time delay that is continuously adjustable between nominal limits of 25 and 100 ms. A switch recirculates a fixed percentage of the delayed signal output back to the BBD input to obtain longer reverb times. Delayed signal is recombined with undelayed input signal in a proportion that is adjustable from zero to a maximum of about 30 dB less than the undelayed signal level.

External dimensions of the SR-303 are 16<sup>9</sup>/<sub>16</sub>" W × 13<sup>1</sup>/<sub>4</sub>" D × 3<sup>7</sup>/<sub>8</sub>" H (420 × 335 × 100 mm); weight is 9.5 lb (4.3 kg). Suggested retail price is \$195.

**General Description.** Two control knobs are found on the SR-303, one for setting REVERB TIME and the other for setting DEPTH, the latter being the amount of delayed signal mixed with the input signal. With REVERB TIME pushed in, the delayed signal is recirculated to give what Pioneer calls EFFECT 1, a long reverberation time of about 3 seconds maximum. Pulling out the knob

slightly gives EFFECT 2, a single time delay of up to 100 ms with no reverberation.

There are also several pushbutton switches. Pressing REVERBERATION ON connects the SR-303's active circuits in the signal path, but the tape-recording outputs on the rear panel of the reverb unit carry only the undelayed signal. (The tape-recording jacks on the SR-303's rear panel replace those occupied by the reverb unit on the rear of the amplifier to which it is connected, thus restoring the taping facility to the system.) If the RECORDING button is pressed instead, the tape recorder in the system receives the combination of undelayed and reverberant signals being heard. The OFF button bypasses all delay circuitry and directly connects the input to the output terminals, even when the reverb unit is turned off.

On the front panel is a rectangular window behind which is a series of concentric ellipses, each on a separate layer of acrylic plastic, forming a three-dimensional "time/depth" display. When signal input is zero, the display glows blue. When a signal is present, the edge of each ellipse changes color according to signal level. The greater the level, the "deeper" the display flashes in green.

On the rear of the SR-303 are the various input and output jacks, an unswitched accessory ac outlet, and a pushbutton switch that permits input sensitivity to be reduced by 6 dB.

**Laboratory Measurements.** This is a nominally unity-gain device for undelayed

input signals. The level of the delayed signal in the output was never less than 28.5 dB down, referred to the undelayed signal. It could be reduced to zero with the DEPTH control.

Frequency response was within +0/-1 dB from 15 Hz to 100 kHz. Although rated maximum input and output levels are 2 volts, actual clipping at 1 kHz was 5 to 8 volts, depending on the DEPTH control setting. Unweighted noise was 100 microvolts (80 dB below 1 volt). With A weighting, the noise was below our minimum measurement limit.

The 1-kHz distortion was nearly unmeasurable with the DEPTH control set to 0 (no delay signal in the output). It was less than 0.003% up to more than 1 volt output and reached 0.008% at 5 volts. With maximum DEPTH, distortion was about 0.06% up to more than 1 volt and 0.45% at 3 volts.

Maximum delay time was 100 ms in the EFFECT 2 mode, as rated. However, at minimum REVERB TIME, minimum delay was only 1 ms instead of the specified 25 ms, which constitutes an extension of the reverb unit's capability rather than a limitation.

Separate signal paths are maintained from input to output for the left and right channels, but the two are summed to form a monophonic signal that passes through the single time-delay channel. The delayed signal is then split into two paths and recombined with the undelayed signal before going to the output.

**User Comment.** As with any signal-processing device, the best way to evaluate the SR-303 was to connect it into a music system and use it. We found that the controlled amount of "liveness" it added to programs greatly enhanced our listening enjoyment. Adjustment was easy and not at all critical, although it was possible to impart an unpleasant sound to many programs using a combination of maximum reverberation time and level in EFFECT 1. Reducing the level of the reverberant signal or using a shorter delay time cured this problem.

With EFFECT 2, it was possible to use maximum control settings without introducing unpleasant side effects on the music. On voices, however, it was usually desirable to use less reverberation or delay time to avoid a hollow, ringing quality.

Although instructions are given for using the time/depth display as a metering device, lacking calibrations, it did not strike us as particularly useful. We find it easier to detect excessive reverberation by ear. The display does, however, produce visual effects some users may find appealing.

The SR-303 should not be compared to conventional time-delay boxes that use four channels of amplification. This modestly priced model does, however, provide a sense of space and "life" to excessively "dry" program material and it does it with a minimum of expense and inconvenience to the user.

CIRCLE NO. 101 ON FREE INFORMATION CARD

(More Reports on page 24)

# PRESENTING THE FIRST 4-BAND, 6-CHANNEL SHIRT POCKET SCANNER.

The incredible, new Bearcat Four-Six Thin Scan™ is like having an information center in your pocket.

The super slim, super small, super light Four-Six Thin Scan™ tunes in more emergencies around town – fires, police calls – anything that says you're needed – the second it happens.

4 band and 6 channels. High, low, UHF, and UHF-T make the big difference in this small wonder.

The crystal controlled Four-Six Thin Scan™ also has patented Track Tuning on UHF. Scan Delay. Channel Lockout. And comes with wire and Rubber Ducky antennas.

All this, plus all the Bearcat Scanner quality you've come to rely on.

The new Bearcat Four-Six Thin Scan™ From the people who invented the whole wide world of scanning.



## THE BEARCAT® FOUR-SIX THIN SCAN™




# BEARCAT SCANNERS

Step into tomorrow with Number One.



Copyright 1980 Electra Company • Division of Masco Corp. 61 Indiana • 300 East Court / Line Road, Cumberland, Indiana 46229

CIRCLE NO. 25 ON FREE INFORMATION CARD  
[www.americanradiohistory.com](http://www.americanradiohistory.com)



## Crown Model SA2, “indestructible” stereo power amplifier, delivers 220 W/channel



Crown International's SA2 stereo power amplifier, a component of its "Distinction Series" and a companion to

the Crown DL2 Control Center, is rated to deliver 220 watts per channel to 8-ohm loads, 20 to 20,000 Hz with no more than 0.05% total harmonic distortion (THD). It features extensive protection circuitry for its output transistors and an input-output-comparator system (IOC) that warns of nonlinearity in operation.

In addition, the SA2 is rated to deliver 350 watts per channel to 4-ohm loads, 20 to 20,000 Hz with no more than 0.08% THD. With a 2-ohm load, the SA2 can deliver 600 watts per channel at 1000 Hz with no more than 1% THD. A switch on the rear of the amplifier converts it for mono operation, in which it can drive 700 watts into 8 ohms from 20 to 20,000 Hz with no more than 0.12% THD, or 1200 watts into 4 ohms at 1000 Hz with 1% THD.

The Crown SA2 has a standard EIA-slotted panel 19" × 7" (484 × 178 mm), and extends 14<sup>3</sup>/<sub>4</sub>" (375 mm) behind the panel. Optional handles extend 2<sup>1</sup>/<sub>8</sub>" (54 mm) in front of the panel. The weight of the amplifier is 57 lb (25.8 kg). Suggested retail price is \$1595.

**General Description.** The two channels of the SA2 have separate power supplies and power transformers. The output transistors are mounted within an airduct heat-sink system, through which air is blown by a two-speed fan mounted in the rear of the amplifier. Normally the fan runs at a low speed, but if thermal sensors detect

excessive temperatures, the fan speed increases. Air is drawn in at the rear and exhausts through front panel grilles.

The protective circuits of the SA2 have been designed to work with the minimum of audible side effects. By means of computer analysis, Crown engineers have established the safe operating limits of collector voltage and current, as well as temperature, for the eight output devices used in each channel of the SA2. A built-in analog computer monitors these parameters and reduces the drive to the output stage if the safe operating limits are approached. This is done without any interruption of the signal, and the full drive is automatically restored when the stress clears.

The complex protective system of the Crown SA2 probably accounts for an appreciable part of the total cost of the amplifier. However, it allows the SA2 to drive almost any conceivable load at the highest possible power level without risk of damage to the amplifier and without transient distortions caused by the protective circuits.

Two vertical rows of green LEDs light in sequence at 3-dB intervals as the instantaneous power output of each channel varies over a 42-dB range. In addition, the light showing the highest level reached in each channel remains on for four seconds. The 0-dB light corresponds to rated power and the -42-dB light to less than 15 milliwatts. Virtually any listening level will excite the visual display.

Amber STANDBY lights below each column of LEDs glow during the 7-second turn-on delay; a red POWER pilot light is located between them. Above each display column is a red LED marked ioc. These are oper-

ated from comparator circuits that detect any difference between input and output waveforms.

On the front panel are individual continuously variable level control knobs for the two channels, and a knob-operated POWER switch. On the rear apron, in addition to the cooling-fan air intake (which has a washable filter) there are four heavy-duty multi-way binding posts on 3/4-inch centers. Standard twin banana plugs can be used for speaker connections, even for a single mono speaker connected across the two "hot" amplifier output terminals. A slide switch above the speaker terminals connects the amplifier for mono operation by inverting the phase of one channel and driving both channels from one input. A second switch disables the turn-on delay, and a third bypasses the low-frequency protection circuit that disconnects the output of either channel if it contains excessive dc or infrasonic signal energy. The two input jacks are standard phono connectors. The heavy-duty, three-wire line cord (five feet long) is fitted with a 20-ampere, 120-volt male plug. A short adapter cable is furnished for plugging into a standard household (15-A) receptacle.

**Laboratory Measurements.** During pre-conditioning (one-third rated power to 8-ohm loads for one hour, and full power for five minutes), the exterior of the amplifier became only moderately warm. It remained so during our high-power tests, which occasionally caused the fan to switch to its high speed (it usually returned to the lower speed within 30 seconds). In normal operation in a home music system, temperature rise was not appreciable.

Power output at clipping into 8-ohm loads with both channels driven at 1000 Hz was 282 watts per channel. Into 4 ohms and 2 ohms, respectively, clipping occurred at 458 and 650 watts per channel. IHF Clipping Headroom was 1.08 dB for 8 ohms and 1.17 dB for 4 ohms. IHF Dynamic Headroom was 1.68 dB and 2.17 dB for 8 and 4 ohms, respectively.

Harmonic distortion was extremely low at all power outputs short of clipping. At 1000 Hz, THD was just over 0.001% at low power and just under 0.001% from 10 to 100 watts. It increased only to 0.0014% at 270 watts, just before the output clipped. The IOC light came on just at clipping.

THD was slightly higher for 4- and 2-ohm loads, but still extremely low. At 4 ohms it typically peaked at 0.005% from 0.1 to 440 watts output. The 2-ohm distortion was about the same up to about 500 watts, increasing to 0.008% at the rated 600 watts and 0.07% at 650 watts, where the output clipped. Intermodulation distortion, which is rated at not more than 0.01% into 8 ohms, was between 0.002 and 0.003% up to the rated 220 watts, reaching 0.08% at clipping (about 280 watts).

Distortion varied with frequency in accordance with Crown's published data. At rated power, the THD was under 0.001% from 50 to 700 Hz, rising smoothly to 0.027% at 20,000 Hz. It was about 0.002% between 20 and 30 Hz. At reduced outputs, the THD characteristic was similar.

Reference power output of 1 watt was reached with an input of 0.14 volts, corresponding to the rated 2.1 volts for 220

(Continued on page 31)





# SAVE \$60 ON REALTIME'S MIRACULOUSLY THIN, WATER TESTED ALARM CHRONOGRAPH.

The engineers at Realtime have pulled another rabbit out of the hat.

In just half the thickness of conventional watches, they've squeezed a full-feature alarm watch, a 12-hour stopwatch, two-zone timekeeping, automatic calendar, and day of the week function.

If you've shopped recently, you've surely been discouraged with the current crop of bulky alarm watches. Well now you can wear one that's thinner than two quarters. It's only 5 millimeters; 5 millimeters trimmer than Casio's alarm chronograph—5.5 millimeters trimmer than the \$250 Seiko.

the world's most strenuous sports.

Famous marathoner Walt Stack swims in the San Francisco Bay every day with his. Another Realtime recently returned from the bitter cold Himalayas—without missing a second. One man wrote us to say his Realtime survived kayaking in white-water rapids. This dedicated company couldn't have better compliments than those.

No other electronic timepiece we know of can take this kind of abuse; it simply holds up, no matter how you treat it.

#### Different than the rest.

You probably know that most watches under \$200 are made of chrome over brass, or "silvertone." Perspiration causes them to pit, and they're literally eaten up by salt water. And the so called water resistant one's don't take kindly to water; even their manufacturers don't recommend them for swimming.

In this price range, it's virtually impossible to find a chronograph with both case and bracelet made from 100% solid stainless steel. And the case is thoroughly tested to make sure it can take water immersion to 100 feet below the surface (first, before assembly—and again after the hardened mar-resistant mineral glass crystal is tightly fitted).

The wrist band is an engineering feat as well. It's constructed of a tight mesh of steel, polished inside and out to a velvety smoothness. This flexible band never pulls at skin or hair. A design especially suited to active people.

#### \$89 gets you in at a discount.

Some day Realtime's name will be a household word. And with a more universal demand for its products, you'll surely see

higher prices. Why even now, in the few stores that have had the chance to stock this ultra thin genius—it's tagged at \$149.

But you can order yours directly from The Sharper Image and pay just \$89. And save \$60.

Of course, you may also choose to spend considerably more for an alarm chronograph. But your higher investment won't put a thinner, better constructed or more precise timekeeper on your wrist. Spend less for an alarm chronograph—and it won't be one with stainless steel construction—a critical factor in the longevity of any watch.

#### We stand behind you.

We'd be surprised if you weren't one-hundred percent satisfied with your Realtime. So we're giving you two full weeks after delivery to decide if this watch is for you.

If not, simply mail it back in new condition for a prompt, courteous refund. It comes with a one year manufacturer's warranty and convenient service by mail. And though the need for servicing is highly unlikely (even after years of hard use), it's nice to know it's there.

#### ORDER NOW TOLL-FREE.


Order product #108 and take advantage of our introductory price. Credit card holders may call the toll-free number 7 days a week. Or send check for \$89 plus \$2.50 delivery (in California please add \$5.34 sales tax).

**800 227-3436**

In California 800 622-0733

#### THE SHARPER IMAGE™

260 California St., Dept. UA —  
San Francisco, CA 94111 (415) 788-8880




And slender as it is, this chronograph even exceeds the precision promised by most of its competitors. Its special stabilized quartz crystal guarantees you accuracy to  $\pm 5$  seconds per month.

#### Realtime quality isn't any secret.

You probably never heard of Realtime when we started selling it three years ago. Since then, thousands of their watches have been through—and proven themselves—in

**Learning  
electronics  
is no picnic.**



**At any level it  
takes work and  
a few sacrifices.  
But with CIE,  
it's worth it.**

Whoever said, "The best things in life are free," was writing a song, not living a life. Life is not just a bowl of cherries, and we all know it.

You fight for what you get. You get what you fight for. If you want a thorough, practical, working knowledge of electronics, come to CIE.

You can learn electronics at home by spending just 12 hard-working hours a week, two hours a day. Or, would you rather go bowling? Your success is up to you.

At CIE, you *earn* your diploma. It is not handed to you simply for putting in hours. But the hours you do put in will be on your schedule, not ours. You don't have to go to a classroom. The classroom comes to you.

### Why electronics training?

Today the world depends on technology. And the "brain" of technology is electronics. Every year, companies the world over are finding new ways to apply the wonders of electronics to control and program manufacturing, processing...even to create new leisure-time products and services. And the more electronics applications there are, the greater the need will be for trained technicians to keep sophisticated equipment finely tuned and operating efficiently. That means career opportunities in the eighties and beyond.

### Which CIE training fits you?

Beginner? Intermediate? Advanced? CIE home study courses are designed for ambitious people at all entry levels. People who may have:

1. No previous electronics knowledge, but do have an interest in it;
2. Some basic knowledge or experience in electronics;
3. In-depth working experience or prior training in electronics.

You can start where you fit and fit where you start, then go on from there to your Diploma, FCC License and career.

### Many people can be taught electronics.

There is no mystery to learning electronics. At CIE you simply start with what you know and build on it to develop the knowledge and techniques that make you a specialist. Thousands of CIE graduates have learned to master the simple principles of electronics and operate or maintain even the most sophisticated electronics equipment.

### CIE specializes exclusively in electronics.

Why CIE? CIE is the largest independent home study school that specializes exclusively in electronics. Nothing else. CIE has the electronics course that's right for you.

Learning electronics is a lot more than memorizing a laundry list of

facts about circuits and transistors. Electronics is interesting! It is based on recent developments in the industry. It's built on ideas. So, look for a program that starts with ideas and builds on them. Look to CIE.

### Programmed learning.

That's exactly what happens with CIE's Auto-Programmed® Lessons. Each lesson uses famous "programmed learning" methods to teach you important principles. You explore them, master them completely, before you start to apply them. You thoroughly understand each step before you go on to the next. You learn at your own pace.

And, beyond theory, some courses come fully equipped with electronics gear (the things you see in technical magazines) to actually let you perform hundreds of checking, testing, and analyzing projects.

### Experienced specialists work closely with you.

Even though you study at home, you are not alone! Each time you return a completed lesson, you can be sure it will be reviewed, graded and returned with appropriate instructional help. When you need additional individual help, you get it fast and in writing from the faculty technical specialist best qualified to

answer your question in terms you can understand.

### CIE prepares you for your FCC License.

For some jobs in electronics, you must have a Federal Communications Commission (FCC) License. For others, some employers tend to consider your license a mark in your favor. Either way, your license is government-certified proof of your knowledge and skills. It sets you apart from the crowd.

More than half of CIE's courses prepare you to pass the government-administered exam. In continuing surveys, nearly 4 out of 5 graduates who take the exam get their licenses! You can be among the winners.

### Today is the day. Send now.

Fill in and return the postage-free card attached. If some other ambitious person has removed it, cut out and mail the coupon. You'll get a FREE school catalog plus complete information on independent home study. For your convenience, we'll try to have a CIE representative contact you to answer any questions you may have.

Mail the card or the coupon or write CIE (mentioning name and date of this magazine) at: 1776 East 17th Street, Cleveland, Ohio 44114.



Pattern shown on oscilloscope screen is simulated.

## CIE Cleveland Institute of Electronics, Inc.

1776 East 17th Street, Cleveland, Ohio 44114

Accredited Member National Home Study Council

**YES...** I want to learn from the specialists in electronics—CIE. Send me my FREE CIE school catalog plus my FREE package of home study information. PE-10

Print Name \_\_\_\_\_

Address \_\_\_\_\_ Apt. \_\_\_\_\_

City \_\_\_\_\_

State \_\_\_\_\_ Zip \_\_\_\_\_

Age \_\_\_\_\_ Phone (area code) \_\_\_\_\_

Check box for G.I. Bill bulletin on Educational Benefits:  Veteran  Active Duty

**MAIL TODAY!**

# DSI STOPS BRANDS A thru Z with more counter for less money

FACTORY WIRED 500 MHz • 1 PPM TCXO • 8 DIGITS

**99<sup>95</sup>**

Without Battery Capability

**119<sup>95</sup>**

Includes Rechargeable Battery Pack and AC-9

- Two BNC Inputs
- 1 Meg and 50 Ohm Input
- Factory Wired and Tested
- Made in USA
- 50 Hz to 512 MHz



## Compare These Features and You Will Buy DSI

- 8 Digits *Not* 6 or 7 Digits
- 1 PPM TCXO *Not* 1.5 PPM - 10 PPM
- Resolution 1 Hz @ 50 MHz *Not* 10 Hz
- Resolution 10 Hz @ 450 MHz *Not* 100 Hz

### FREQUENCY COUNTER STRAIGHT TALK

There are only three functional requirements for a frequency counter: 1. Good accuracy over temperature 2. Resolution 3. Sensitivity

**Good accuracy over temperature.** Crystal oscillators drift with temperature changes. This change is specified in parts per million (PPM). The 5500 TCXO (temperature compensated crystal oscillator) holds an accuracy of 1 PPM from 17° to 40° C. This corresponds to ± 450 Hz at 450 MHz. Counters with 2 PPM accuracy would read to ± 900 Hz at 450 MHz. Counters with 10 PPM accuracy would read to ± 4500 Hz and so on.

**Resolution.** What is the value of the least significant digit displayed? A counter with 10 Hz resolution would display 146.52000 MHz as 146.52000 i.e. with the last digit left off. A counter with 100 Hz resolution would display 146.5200. The 5500 with 8 Digits is capable of resolving 1 Hz from 50 Hz to 50 MHz and 10 Hz from 50 MHz to 500 MHz. Counters with only 7 digits usually can only resolve 10 Hz to 50 MHz and 100 Hz to 500 MHz. The above effects, accuracy and resolution are cumulative. Example: a seven-digit counter with 1.5 PPM accuracy reading 450 MHz would only be accurate to ± 675 Hz ± 100 Hz (last digit error) or ± 775 Hz. The 5500 with eight full digits and 1 PPM accuracy would be accurate to ± 450 Hz ± 10 Hz (last digit error) or ± 460 Hz maximum. Not bad for \$99.95. You really need that eighth digit to achieve real accuracy.

**Sensitivity.** The 5500 requires only 10-15 mv of signal to stabilize and achieve an accurate reading. A one watt hand-held can be read with accuracy at a distance of 15-20 ft. from the counter using the T600 antenna. Counters with 150 mv sensitivity will only stabilize at distances of less than a foot.

The outstanding sensitivity of the 5500, the result of its unique engineering design, and built-in preamp assures stable, accurate readings every time you key up your transmitter.

If you are tired of receiving a plastic bag of sometimes surplus, sometimes defective material only to spend all night trying to solder both sides of the PC Board because the manufacturer chose to use low cost PC Boards without plated-thru holes; if you chose a kit because you only budgeted a hundred dollars for a frequency counter, then the DSI 5500 Counter is the answer. It is 100% factory assembled and tested. DSI strives to purchase the highest quality, prime materials imposing the most rigorous quality requirements possible. Every PC Board that DSI manufactures is plated-thru solder re-flowed, and 100% factory assembled, tested and burned-in in the USA, assuring years of trouble-free service. DSI has worked hard to achieve our worldwide reputation for the best price to quality features ratio in the industry. DSI's 5500 now makes it possible to buy a 100% factory assembled accurate 8-digit frequency counter for under \$100.00. Buy quality — Buy performance — Buy cost effectiveness — Buy DSI.

FOR INFORMATION — DEALER LOCATION — ORDERS — OEM  
CALL 800-854-2049 CALIFORNIA RESIDENTS CALL 800-542-6253

Model	Price	Frequency Range	Accuracy Over Temperature	SENSITIVITY			Number of Readouts	Power Requirements	Size H W O
				@ 100 Hz - 25 MHz	@ 50 - 250 MHz	@ 250 - 450 MHz			
5500	\$99.95	50 Hz - 512 MHz	TCXO 1 PPM 17° - 40° C	10 - 15 MV	10 - 15 MV	15 - 50 MV	8	*115 VAC or 8.2 - 14.5 VDC	1½" x 5" x 5½"

\*With AC-9 Adaptor.

5500 wired factory burned-in 1 year limited warranty. Prices and/or specifications subject to change without notice

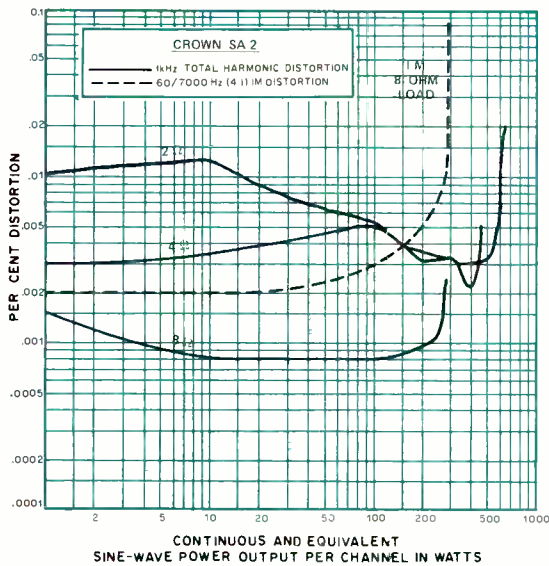
TERMS: MC - VISA - AE - Check - M.O. - C.O.D. in U.S. Funds. Please add 10% to a maximum of \$10.00 for shipping, handling and insurance. Orders outside of USA & Canada, please add \$20.00 additional to cover air shipment. California residents add 6% Sales Tax.



**DSI INSTRUMENTS, INC.**  
9550 Chesapeake Drive  
San Diego, California 92123  
(714) 565-8402

- 5500 Wired ..... \$99.95
- 5500/W 55BA ..... 119.95
- Includes Rechargeable NiCad Battery Pack and AC Adapter.
- T600 BNC Antenna ..... 7.95
- AC-9 AC Adapter ..... 7.95

CIRCLE NO. 23 ON FREE INFORMATION CARD



1000-Hz THD, both channels driven, left measured and IM distortion into 8-ohm load.

watts output. A-weighted noise was 80.4 dB below 1 watt. Amplifier rise time was 4 microseconds, and slew rate, specified at 30 V/ $\mu$ s, was 25 V/ $\mu$ s. IHF slew factor was 2.5, with the waveform collapsing suddenly at 50 kHz when we drove the amplifier with the voltage sufficient to develop

the rated output at 1000 Hz.

We observed that the harmonic distortion, oddly, consisted of a large number of nearly equal-strength harmonics. This spectrum is typical of so-called "cross-over distortion," which consists of a very brief spike generated when the output

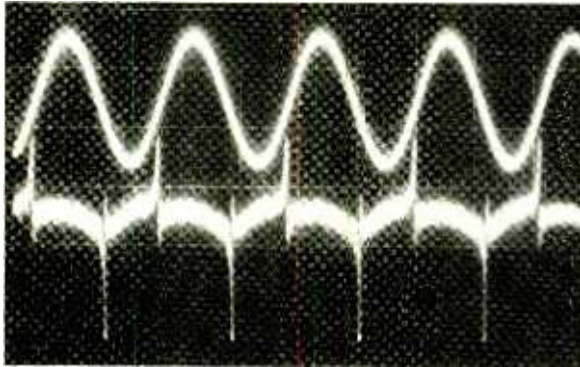


Fig. 1. A 5-kHz output at 1 watt (upper trace) with an amplified version of its distortion content below.

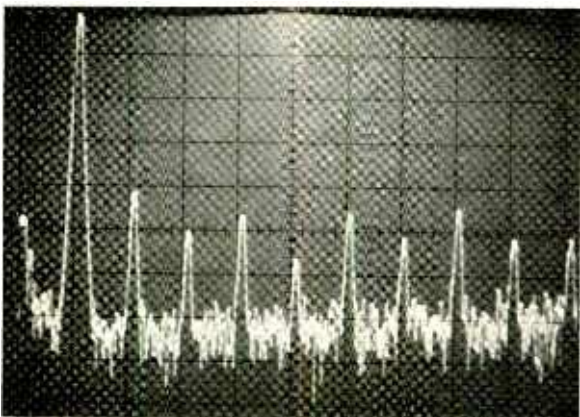


Fig. 2. Spectrum analysis of distortion shows nearly uniform amplitude out to the 10th harmonic. Fundamental (leftmost trace) has been attenuated by 40 dB. Harmonics are about 90 dB down.

waveform crosses the zero-voltage axis. The lower trace of Fig. 1, an oscilloscope photo of the distortion waveform, highly amplified, confirms the acicular shape without pinpointing the cause. The spectrum analyzer photograph (Fig. 2), taken under the same conditions, shows the first 10 harmonics of the input frequency, all with nearly uniform amplitude, about 90 dB below 1-watt output. The THD + N reading (all harmonics plus noise) of 0.012% helps to underscore the fact that this distortion is, despite its unusual characteristic, inconsequential in listening.

**User Comment.** Normally, the testing of a high-power amplifier is worrisome, in that the stresses applied in determining its performance limits all too often prove destructive. Crown's emphasis on total protection of the SA2 against overload damage ultimately proved reassuring, as we confirmed their claims to our satisfaction.

The temperature-rise problem has certainly been solved by the cooling system used in the SA2. It was not possible to make its exterior surfaces more than slightly warm in our tests, and as soon as that happened, the fan switched to high speed and rapidly cooled the amplifier.

As the flow of cooling air in the SA2 is from back to front, there is no harm in blocking its top, bottom, or sides, as can occur in some kinds of cabinet or rack installations. Never is the air emerging from the front more than slightly warm.

At normal speed, the fan is relatively quiet, but it can be heard in a reasonably quiet room within about 5 feet of the amplifier. This is about par for the course in the case of a fan-cooled amplifier. Still, if the music is played at more than a background level, it will mask the fan noise. When the fan goes into its high-speed mode (and we cannot imagine how that could happen in a home installation) it is loud and gives an unmistakable warning of the high-temperature condition. Fortunately, it is unlikely to stay in that mode for more than a few seconds.

Overdrive to the point of fairly hard clipping did not harm the amplifier. At one point, the output of one channel became shorted while being driven at full power. This condition persisted for perhaps a minute, after which removing the short instantly restored the amplifier to normal operation, none the worse for the abuse.


The LED power display, although seemingly similar to those used in other amplifiers, is unique. Its range is wide enough to cover any listening level, and its four-second "hang time" ensures that even a brief transient exceeding the average program level will be detected. It responds rapidly enough to give accurate readings of the 20-millisecond tone bursts used for dynamic headroom measurements.

As far as we are concerned, the Crown SA2 has no characteristic sound. It is about as distortionless and free of internally generated noise as an amplifier can be or has to be—and by a very wide margin. Further, it can deliver prodigious power to any imaginable speaker load without distortion or overheating, and seems to be indestructible. In view of these qualities, its price seems quite reasonable!

CIRCLE NO. 103 ON FREE INFORMATION CARD

(More Reports on page 33)

don't be  
penny-wise  
and  
sound  
foolish



## fact: a Shure stylus is a sound investment

A new stylus (needle) can actually save you money. Even a precision crafted diamond stylus eventually wears out, and a worn or broken stylus tip can damage your records in a single play! Protect your records by checking your stylus at least once a year. Your Shure dealer can inspect it, and if necessary, replace your stylus with a Genuine Shure replacement stylus that will bring your cartridge right back to its original specifications.

protect your  
valuable  
record  
collection!

...and improve  
your listening  
pleasure

with a  
**GENUINE**  
**SHURE**  
Replacement Stylus

**FREE! Shure  
Music-Lovers Stylus Guide**

Cartridges don't wear out; styli do! This and many other helpful facts are discussed in a new pamphlet recently prepared by Shure. It includes everything you need to know to keep your Shure cartridge in perfect operating order. It even contains details on how you can improve the performance of some Shure cartridges beyond their original specifications. To get your copy, stop in at your Shure dealer, or write to Shure at the address listed below and ask for AL633.



Shure Brothers Inc., 222 Hartrey Ave., Evanston, IL 60204

In Canada: A. C. Simmonds & Sons Limited Outside the U.S. or Canada, write to Shure Brothers Inc., Attn: Dept. J6 for information on your local Shure distributor.

Manufacturers of high fidelity components, microphones, sound systems and related circuitry.



## Garrard Model GT350ap plays single record manually or automatically



Heading Garrard's "Advance Design Group" of four record players is the Model GT350ap,

powered by a dc servo motor and designed to play only single discs manually or fully automatically. It has a cast-aluminum platter, weighing about 3 lb (1.4 kg), including rubber mat, with stroboscope markings cast into its rim and lit by an LED. A vernier speed control offers a nominal  $\pm 3\%$  varia-

tion about the player's 33 $\frac{1}{3}$ - and 45-rpm speeds. All controls, except the speed vernier are located on the front edge of the base, where they are accessible even with the cover lowered.

Overall size, with cover lowered, is 17 $\frac{3}{4}$ "W  $\times$  14 $\frac{3}{4}$ "D  $\times$  6"H (450  $\times$  375  $\times$  152 mm), and weight is approximately 13 $\frac{1}{4}$  lb (6kg). Suggested retail price is \$210.

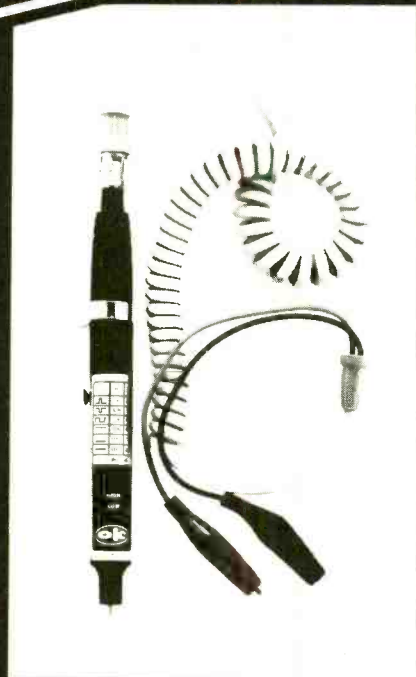
**General Description.** The black-finished, low-mass aluminum tonearm tube, slightly "J" shaped, terminates in a universal four-

pin plug-in carbon-fiber headshell. The headshell has been trimmed for minimum mass and has a novel and convenient means of adjusting stylus overhang. The removable finger lift contains  $\frac{1}{2}$ " (12.7-mm) spaced cartridge mounting holes; the body of the headshell is narrow enough to fit between the holes. A groove on top of the headshell mates with a protrusion on the bottom of the finger lift to maintain the cartridge parallel to the shell axis as it is moved longitudinally to adjust overhang. The correct setting places the stylus 50 mm from the end of the connector on the arm tube. As a check on this, the reverse side of the soft rubber turntable mat has groups of parallel lines against which the edges of the headshell can be visually aligned to verify tangency.

The threaded counterweight of the tonearm is calibrated for tracking force from 0 to 3 grams in 0.25-gram intervals. Pivoted on low-friction jewel bearings, the arm cues automatically or by means of a front-panel cueing lever. Next to the base is a calibrated antiskating control. Extending forward of the base is the arm rest, with an integral safety lock.

The molded player base is black, contrasting with a silver-colored front panel strip that contains all operating controls. These are horizontally operating levers, except for a pushbutton that trips the auto-return mechanism. One lever selects the turntable speed and adjusts the stylus set-down diameter for 45-rpm 7" (178-mm) or 33 $\frac{1}{3}$ -rpm 12" (305-mm) records. Nonstan-

# NEW!



## PRB-1 DIGITAL LOGIC PROBE

Compatible with DTL, TTL, CMOS, MOS and Microprocessors using a 4 to 15V power supply. Thresholds automatically programmed. Automatic resetting memory. No adjustment required. Visual indication of logic levels, using LED's to show high, low, bad level or open circuit logic and pulses. Highly sophisticated, shirt pocket portable (protective tip cap and removable coil cord).

# \$36<sup>95</sup>\*

- DC to > 50 MHz
- 10 Nsec. pulse response
- 120 K  $\Omega$  impedance
- Automatic pulse stretching to 50 Msec.
- Automatic resetting memory
- Open circuit detection
- Automatic threshold resetting
- Compatible with all logic families 4-15 VDC
- Range extended to 15-25 VDC with optional PA-1 adapter
- Supply O.V.P. to  $\pm 70$  VDC
- No switches/no calibration

\* ADD \$2.00 FOR SHIPPING  
(N. Y. CITY AND STATE RESIDENTS ADD TAX)

**OK MACHINE & TOOL CORPORATION**

3455 Conner St., Bronx, N.Y. 10475 (212) 994-6600 / Telex 125091

standard combinations must be played manually. The AUTO START lever has OFF/MAN/AUTO positions. MAN simply turns on the motor, leaving the arm to be cued by hand. AUTO turns on the motor and indexes the arm to the appropriate diameter. In either mode, the player returns the arm to its rest at end-of-play and shuts off automatically. The CUE lever is clearly marked to show that moving it to the right lifts the arm.

The GT350ap features the company's Delglide automatic mechanism, which is claimed to be exceptionally quiet during automatic cycling.

**Laboratory Measurements.** We tested the player with a Shure M95HE cartridge installed in its headshell. Installation was relatively easy and uncomplicated, although the mounting screws furnished may not fit all of the cartridges. (The longest were barely long enough for the M95HE, and the shorter pair would have been too long for cartridges having thin metal mounting flanges.)

When the arm had been balanced according to instructions, the actual tracking force was slightly less than indicated on the counterweight. The error was minor, typically 0.1 gram or less, but it would be advisable to operate any cartridge in this arm slightly above its minimum rating (that is good practice in any case). With stylus overhang properly adjusted, tracking error did not exceed 0.33°/in., and was typically much less than that.

Platter speed could be adjusted over a

range of +6% to -3.7% at 33 $\frac{1}{3}$  rpm and +8.9% to -4.7% at 45 rpm, more than specified, and did not change detectably with large line voltage shifts. Weighted peak flutter (DIN or CCIR) was  $\pm 0.08\%$ , and weighted rms (JIS) flutter was 0.06%. Unweighted rumble was -30 dB, reduced to -59 dB by ARLL weighting. (This is not inconsistent with the -68-dB DIN B rating, but there is no way to compare the two.) A discrete rumble peak appeared at about 20 Hz. Automatic cycling times were typical of most record players: 11.5 seconds for the pickup to reach the lead-in groove after the AUTO cycle was started, 9.5 seconds for the tonearm to return to its rest after lift-off.

Capacitance from arm signal-cable wiring to ground was about 125 pF/channel. Effective tonearm mass, after subtracting the 6 grams of the cartridge, was 11 grams; it resonated with the compliance of the Shure cartridge at a nearly ideal 9 Hz with an amplitude of 5 dB.

Antiskating compensation had to be set to its 3-gram maximum with a tracking force of 1.5 grams to obtain equal distortion from both channels when tracking very high level records. The player has a very high friction contact between the lift bar and underside of the tonearm, preventing any detectable arm drift during cuing. The mechanism lowered the arm with a slow, damped motion, but had to be moved slowly on lift to avoid bouncing the arm.

The entire player is supported on four softly sprung feet that give it exceptional

isolation from conducted vibration in the audio range. Its major conducted response was at 100 Hz, with low-level responses up to 400 Hz. Overall, the immunity of the GT350ap to vibration transmitted through its feet rivals the top ranking belt-driven models we have tested and far surpasses the direct-drive turntables.

**User Comment.** The handling characteristics of the Garrard GT350ap were excellent. Its controls worked smoothly and logically, and setting up (including the cartridge installation) was a relatively simple operation. The tonearm mechanism's operation was inaudible. Our only criticism concerns the lifting action of the cuing control, which can toss the arm into the air if moved too rapidly. Once one is aware of the problem, however, it is easy to move the lever slowly, in which case the cuing action is just fine.

The mass of the Garrard arm complements the compliance of most high-quality cartridges, such as the Shure M95HE we used in our tests. The 9-Hz resonant frequency we found would provide an excellent combination of insensitivity to record warps and ability to track the lowest frequencies recorded on discs. Installations that have proven susceptible to acoustic feedback may benefit from the use of the GT350ap, whose mounting feet give it virtual immunity to conducted audio-frequency vibration. Overall, this is a neatly conceived design at an attractive price.

CIRCLE NO. 102 ON FREE INFORMATION CARD



Classical—ST6007

**DENON  
PCM**



Jazz—ST6008

## Avoid the high cost of digital recordings!

Denon now makes available digital samplers of classical and jazz for only \$7 each.

Hear selections from Denon's best selling digital albums, compiled and pressed with the same quality standards as all of Denon's outstanding digital catalog.

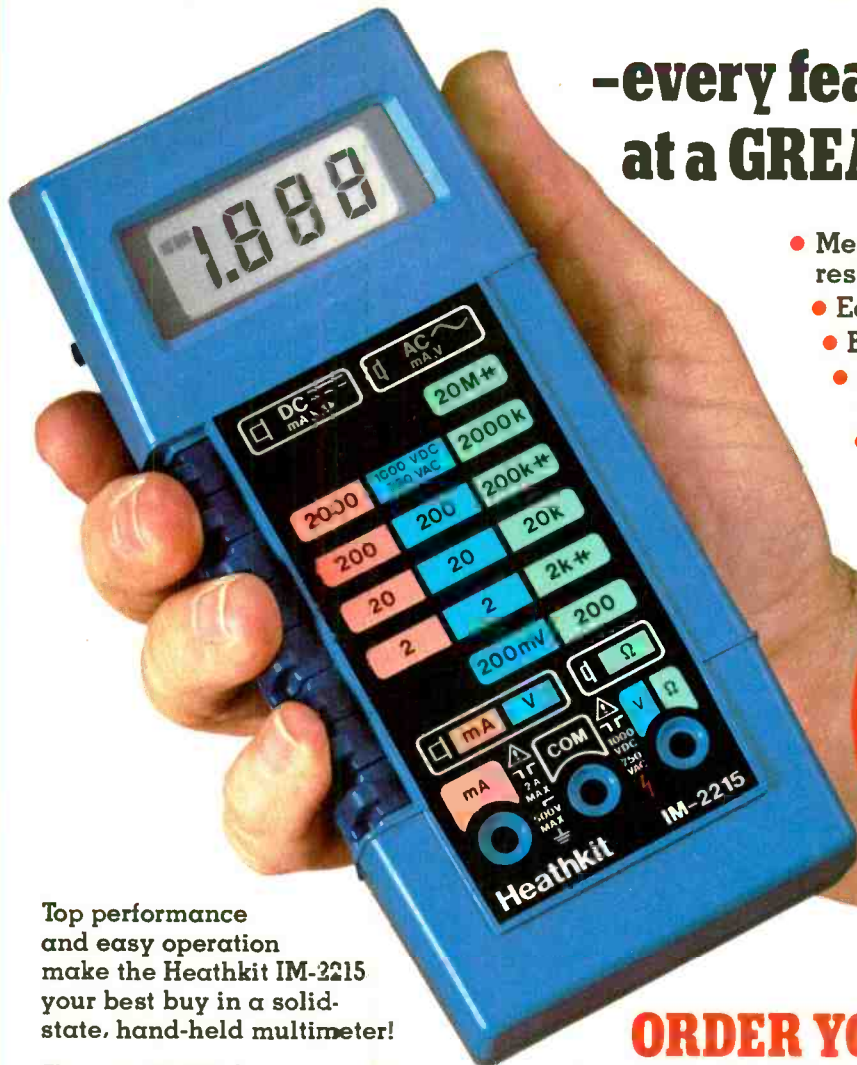
Both sampler albums, one of classical and one jazz, are distributed by Discwasher, Inc. and are available at record stores and audio shops nationwide.

**discwasher<sup>®</sup>, inc.**  
1407 N. Providence Rd.  
Columbia, Missouri 65201



# The new Heathkit® Hand-held DMM

## -every feature you need at a GREAT LOW PRICE



- Measures voltage, current and resistance
- Easy one-hand operation
- Big, easy-to-read LCD display
- Separate voltage and current inputs for circuit protection
- Single PC board for simple, quick assembly

**EASY  
ONE-EVENING  
KIT ASSEMBLY**  
**only \$94<sup>95</sup>**  
Mail Order  
Price

Top performance and easy operation make the Heathkit IM-2215 your best buy in a solid-state, hand-held multimeter!

The new IM-2215 brings you features you would only expect in hand-held digital multimeters costing much more! Take measurements with outstanding accuracy - DC voltage,  $\pm 0.25\%$  - AC voltage,  $\pm 0.5\%$  - DC current,  $\pm 0.75\%$  - AC current,  $\pm 1.5\%$  and resistance,  $\pm 0.25\%$  (basic)! Alternating high-low resistance test voltage makes measuring semiconductors or in-circuit resistance easy! One-hand operation, a large 3½-digit LCD display and built-in calibration references make the IM-2215 ideal for field use. Includes a pivoting stand to adapt it to bench use. The low-drain circuitry stretches typical alkaline battery life to 200 hours! Battery condition is monitored, and a IC-BAT indicator warns you of the last 20% of battery life.

You can easily assemble the IM-2215 in just one night, with the help of the clear, concise Heathkit assembly manual. And if you need advice or service, experts are as close as your telephone! It operates on 9-volt battery (not included), or on 120 or 240 VAC with optional cords. The latest technology and traditional Heathkit value are now built into a new hand-held digital multimeter weighing only 14 ounces!

**Heathkit®** If coupon is missing, order from:  
Heath Company, Dept. 010-636  
Benton Harbor, MI 49022

## ORDER YOURS TODAY!

For fastest delivery, use the Heathkit Hot Line **CALL (616) 982-3411**

Send to: Heath Company, Dept. 010-636  
Benton Harbor, MI 49022

Please send me...

- \_\_\_ Heathkit Hand-Held DMM(s) (IM-2215)  
@ \$94.95 plus \$1.80 shipping and handling each.
- \_\_\_ Rugged Leather Carrying Case(s) with Belt Loop for IM-2215  
(IMA-2215-1) @ \$14.95 plus \$2.50 shipping and handling each.
- \_\_\_ 120 VAC Outlet Cord(s) for IM-2215 (PS-2350) @ \$4.95 plus  
\$1.60 shipping and handling each.

Total before shipping & handling \_\_\_\_\_ \$ \_\_\_\_\_

Michigan residents add 4% sales tax \_\_\_\_\_ \$ \_\_\_\_\_

Add shipping & handling \_\_\_\_\_ \$ \_\_\_\_\_

Total \_\_\_\_\_ \$ \_\_\_\_\_

check  money order  VISA  Master Charge: Code # \_\_\_\_\_

Acct. # \_\_\_\_\_ Exp. Date \_\_\_\_\_

Signature \_\_\_\_\_  
(Necessary to send merchandise)


Name \_\_\_\_\_  
(Please Print)

Address \_\_\_\_\_

City \_\_\_\_\_ State \_\_\_\_\_ Zip \_\_\_\_\_

Prices are mail order and subject to change without notice. **GX-37E**

For faster service on  
VISA or Master Charge orders,  
call (616) 982-3411



**L**ONG BEFORE the invention of the mechanical clock, man used a sundial to keep tabs on how much of his day was left, or approximately what time of day it was. Other than cosmetic changes, the main elements of a sundial have remained unchanged over the years.

Now, recent developments in techniques and devices—solar cell electricity generators, light-sensitive detectors and amplifiers, power semiconductors, rechargeable batteries and small dc motors—have made it possible to design a truly modern sundial. As described here, the sundial is a solar-powered, servo-controlled heliotropic (sun following) mechanism that not only indicates solar time, but also uses the sun as the source of its operating power.

Unlike the standard sundial, that has a fixed time scale and gnomon (shadow-casting element) to indicate the time, the solid-state sundial's gnomon is servo controlled to "follow" the sun, which it can do even under limited overcast conditions. The passing hours are indicated as the gnomon moves across a fixed time scale.

Besides being a conversation piece,

## BUILD A

# SOLAR POWERED SUNDIAL

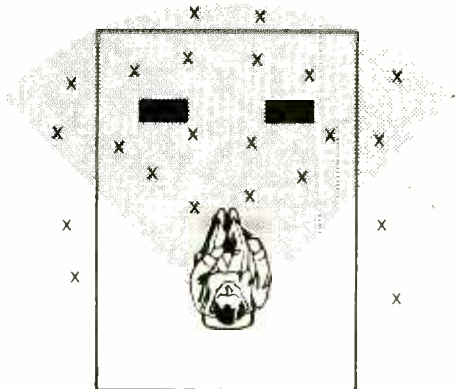
*BY WINN L. ROSCH & MARTIN BRADLEY WEINSTEIN*

State-of-the-art sundial built around semiconductors follows the sun and indicates passing hours

# SONIC HOLOGRAPHY!


Carver Sonic Holography™ –  
it is absolutely astonishing.

Sonic Holography™ technology provides a dimensionally realistic sonic image from any stereo tape, record, or broadcast. Instruments and voices appear naturally and convincingly within a wide and deep sonic stage, behind, in front of, and off to the sides of the two front speakers. This remarkable achievement until recently has been a laboratory curiosity demonstrated with special recordings or in anechoic chambers. Carver research brought Sonic Holography out of the laboratory and into the listening room.



Top view of room with listener facing speakers

*The holographic image places instruments in a broad proscenium arc. Primary sound images (x) clearly emerge from beyond the room boundaries each in a fixed and totally natural position. There is no spatial distortion in size or location of the instruments. Such holographic imaging is not possible with conventional stereophonic or time-delay enhanced reproduction.*



Here's what the experts said about Carver Sonic Holography:

"The results were positively breathtaking. . . . With the lights out, we could almost have sworn we were in the presence of a real-live orchestra."

Harold A. Rodgers  
Senior Editor, *Popular Electronics*, May 1979

"The instrumental sounds, originally heard in a more or less narrow line between the speakers, were suddenly located down the side walls of the room to a point nearly as far back as we were sitting (about 12 feet from the speakers). The sound took on a rich, solid quality . . ."

"The 'miracle' in Carver's technique is that it uses only the two normal front speakers—and that it works!"

Julian Hirsch  
Hirsch-Houck Laboratories  
*Stereo Review* May 1979

"My listening experiences leave no doubt that the technique produces a far more plausible sonic illusion of space and localization than is produced by normal stereo. . . . it brings the listener substantially closer to that elusive sonic illusion of being in the presence of a live performance."

Larry Klein, Technical Director  
*Stereo Review*, May 1979

"In sum, listening to the C-4000 in its hologram position was a thrilling sound experience for me. Plain old stereo will never be the same."

Arthur Salsberg, Editorial Director  
*Popular Electronics*, May 1979

Sonic Holography is now available in the Carver C-4000. It is a versatile control console that also includes a sophisticated preamplifier, third generation Autocorrelator for noise reduction, Peak Unlimiter for restoration of dynamic range & Time Delay with built-in power amplification. For copies of the complete reports write to the Carver Corporation or use the reader service card.

**CARVER**  
CORPORATION

P.O. Box 664  
Woodinville, Washington 98072

CIRCLE NO. 12 ON FREE INFORMATION CARD



## SOLAR-POWERED SUNDIAL *continued*

and a Science Fair project, the solar-powered sundial will teach you how servo systems operate, how light-sensitive circuits work, and the elements of solar-powered battery charging.

**How It Works.** As shown in Fig. 1, the opaque gnomon is placed between a pair of light-to-current converters so that if the gnomon is not pointing directly at the sun, one of the light detectors is shielded and the other receives more of the sun's light.

Since the outputs of the light-to-current converters used in this project reduce with increased illumination, they are cross-coupled, inverted and applied to a commutating bridge formed from four VMOS power FETs that simulate a double-pole, double-throw switch. This "switch," in turn, controls the operation of a small dc motor. When current flows one way through the dc motor, it rotates in one direction. When the current flow is reversed, so is the rotation. A small rubber wheel is attached to the dc motor shaft so as to rotate the bearing-mounted platform that carries the electronics and the gnomon.

Operation of the system shown in Fig. 1 is such that the motor-driven rotating platform is kept aligned and each light-to-current converter receives equal amounts of illumination. Thus, the gnomon will track the sun and can be used to indicate the passing hours on an arc scribed on the fixed baseplate.

Fourteen solar cells provide a charge for a set of nickel-cadmium cells that power the circuit and the dc motor. The solar array is tilted to face the sun at the local latitude angle so that the cells receive maximum light and thus generate maximum output.

**Circuit Operation.** The "heart" of the electronic sundial is the LM1890 Light-to-Current Converter shown in Fig. 2. This new IC is designed as a general-purpose building block for use in both visible light and infrared applications (its output peaks at 700 nm). The device includes a built-in light sensor, and provision is made to add fixed, light-independent comparator bias. The chip is monolithic, linear over several decades of light level, and can be operated with supply voltages down to 2.5 volts. The case is fabricated from clear plastic and has a recess for an optical filter. An internal zener diode regulator adds to the stability.

The outputs of both the light sensor and comparator can be converted into a voltage by using a resistor as the load and extracting the signal across this resistor.

As shown in Fig. 3, the light sensors are cross-coupled to the inputs of each comparator. Resistors  $R1$  and  $R2$  serve to convert the light-sensor output current to voltage. Since the comparator within the light sensor has an uncommitted collector output, resistors  $R3$  and  $R4$  are used to develop the output signal. Capacitors  $C1$  and  $C2$  combine to insert a pause (hysteresis) before allowing the circuit to change states. This prevents the rotating platform from moving in small erratic spurts.

The outputs of both light-sensing ICs are fed to inverters (in IC3) whose outputs are coupled to a motor control cir-

cuit formed by power FETs  $Q1$  through  $Q4$ . These FETs control the direction of current flow, hence rotation, of motor  $M1$ . This circuit then forms a basic light-sensitive servo system.

VMOS-type FETs are used because their very low gate current requirements, low voltage drop, and low "on" resistance make them directly compatible with CMOS inverter  $IC3$ . Assume that  $IC3A$  has a high output and  $IC3B$  a low output. In this case, both  $Q1$  and  $Q4$  will turn on and allow current to flow from the power supply through  $Q1$ , the motor and  $Q4$  to the return circuit. The motor then rotates.

When the output of  $IC3B$  is high, and that from  $IC3A$  is low, the current flow is through  $Q2$ , the motor and  $Q3$ . Since current flow through the motor is now reversed, it rotates the other way. When

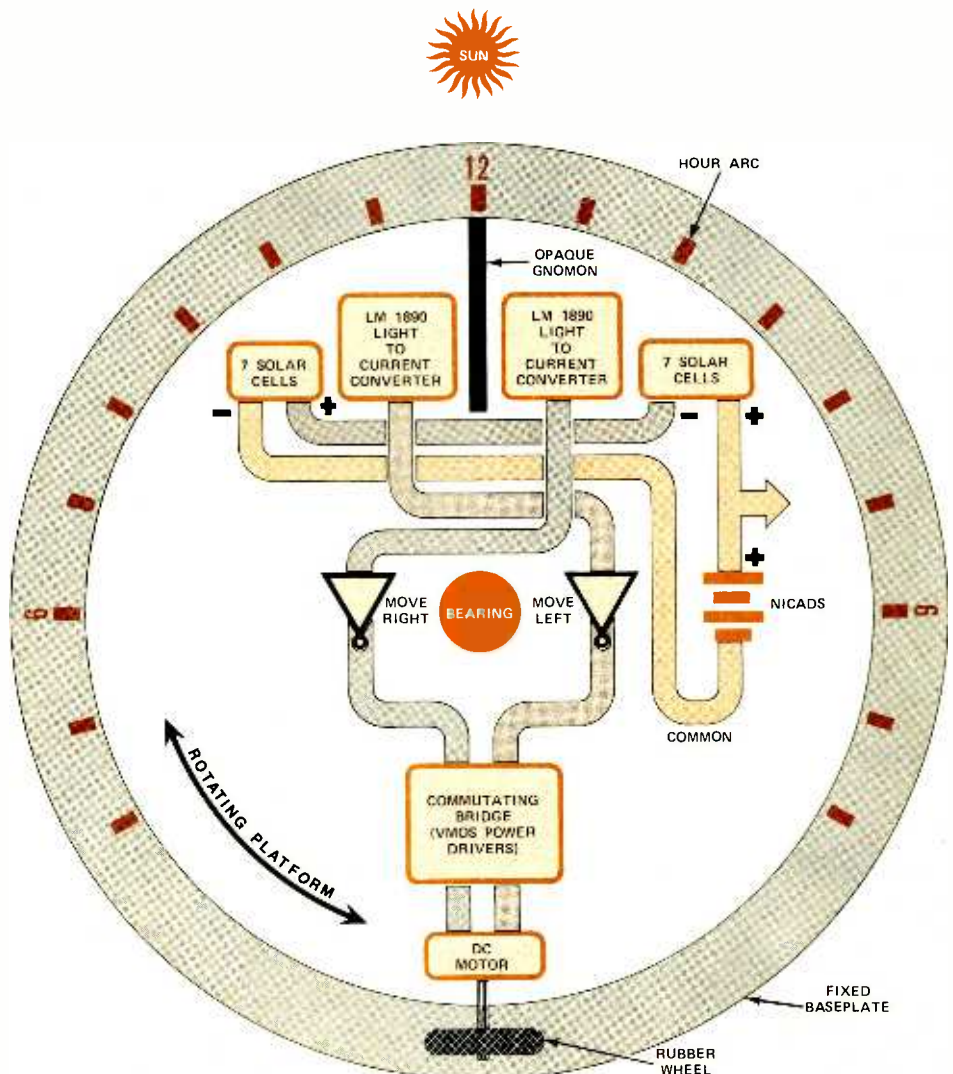


Fig. 1. Diagram showing general operation of solid-state sundial. The servo loop keeps the gnomon (shadow caster) pointed at the sun.



## SOLAR-POWERED SUNDIAL

both light sensors receive equal illumination, the voltage generated across the FET "bridge" is equal and the motor remains stationary. When both light sensors are in the dark (nighttime), the voltage applied to the FETs is low, thus turning off the power semiconductors.

Power for the sundial comes from five AA-size NiCd cells that are recharged by 14 solar cells connected in series. Since each solar cell can generate 0.5 volt at 100 mA in bright sunshine, about 7 volts at 100 mA is available for the cells. If you live under a perpetual overcast, add an extra solar cell or two in series with the original 14. Diode *D1* is used to isolate the solar cells electricaly from the battery.

**Construction.** Other than the solar cells, battery and motor, all the electronic components can be mounted on a solderless breadboard. (This will be done later.) The physical placement of the two light-to-current converters *IC1* and *IC2* is contingent on the particular design you select. However, two considerations should be observed: some form of shadow caster must be used between the two light sensors and the solar cells must be facing the sun at all times to generate their maximum output.

The sketches on succeeding pages

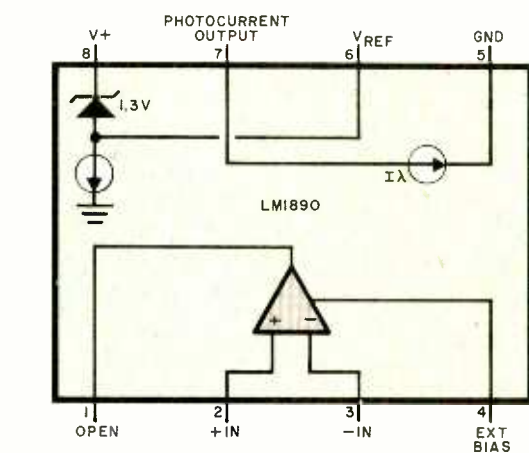


Fig. 2. Pinout guide and internal schematic of the LM1890 light-to-current converter used in sundial.

show some ways that the sundial can be physically arranged. Final design is left up to the individual builder.

The following explanation covers the author's prototype and can provide some help in building your own version.

A photo of the prototype sundial is shown in Fig. 4. The 12" stationary baseplate and the 8" rotating platform were made of 1/8-inch plexiglass. In the prototype, a conventional bicycle ball-bearing race was used to mount the rotating platform in the center of the baseplate. A hole, large enough to form a press-fit over the bearing, was cut at the center of the moving platform. When

fitted together, the moving platform rotatd smoothly on the bearing.

In assembling the remainder of the sundial, use the following procedure: Before finally mounting the rotating platform to the baseplate, mount the solderless breadboard so that one long side is adjacent to, and just clearing, the bearing hole. Use four 4-40 screws and nuts to secure the breadboard in place.

Obtain another 8-inch diameter circle of plexiglass and cut it in half. One of these sections will form the solar-cell support while the other half will be used as the gnomon. Opaque the gnomon section with matte-black paint.

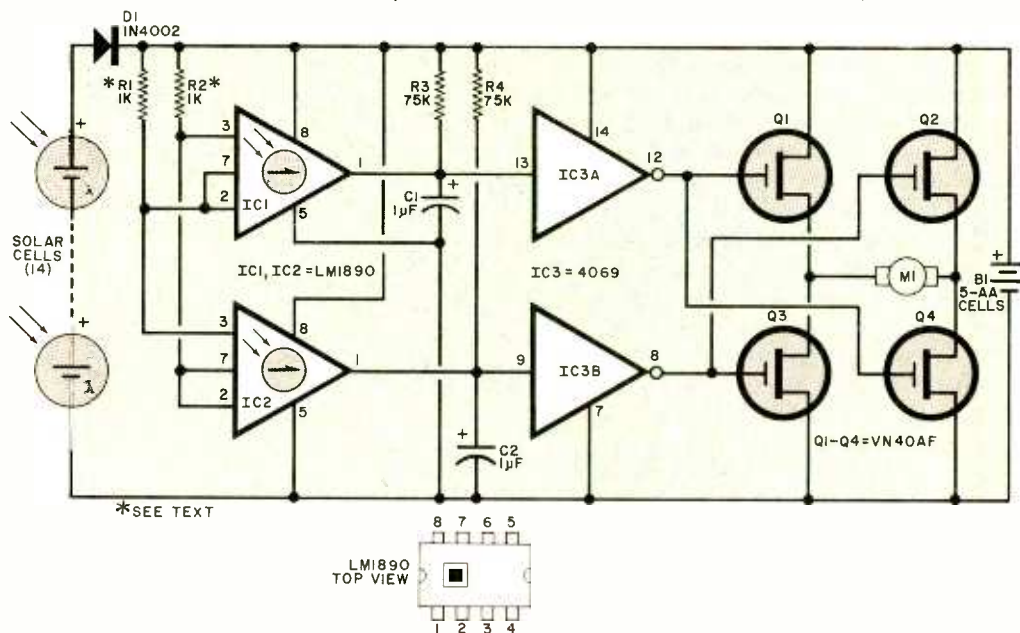


Fig. 3. Light-sensitive commutation circuits drive a commutation bridge formed from four VMOS devices. These act as a dpst switch to change the direction of current flow through the platform motor.

### PARTS LIST

- B1—Five AA NiCd cells
- C1, C2—1- $\mu$ f, 25-V tantalum
- D1—1N4002
- IC1, IC2—LM1890 light-to-current converter (National)
- IC3—CD4069 hex inverter
- M1—1.5-to-3-V dc motor with reduction gear and rubber drive wheel

- Q1 through Q4—VN40AF VMOS FET (Siliconix)
- R1, R2—1000-ohm, 1/4-watt resistor (see text)
- R3, R4—75,000-ohm, 1/4-watt resistor
- Solar cells—0.5-volt, 100-mA (14) (Radio Shack 276-120 or similar)

Misc.—Solderless breadboard (CSC Experimenter 300), battery holder, silicone adhesive, double-sided pressure-sensitive tape, masking tape, transparent bubble dome, opaque plastic sheet or plexiglass sheet and black paint, bearing, interconnecting leads, mounting hardware, etc.



## SOLAR-POWERED SUNDIAL *continued*

The motor is attached to the rotating platform so that the wheel makes contact with the fixed baseplate. If the wheel is large, the motor assembly can be mounted on a block. The two leads from the motor are also brought to the solderless breadboard.

**Final Assembly.** All that remains now is to build the circuit of Fig. 3 on the

solderless breadboard and make the necessary connections between the circuit board, battery, solar-cell array and servo motor.

Install *IC1* and *IC2* on the solderless breadboard, one on each side and as close to the gnomon as possible. Refer to the top view of this IC shown in Fig. 3 to determine the correct pin-out. The IC has a cutout at each end, and only the

location of the indentation on the upper surface of the chip correctly identifies the position.

None of the remainder of the circuitry is critical, so conventional solderless breadboard wiring practice can be used. In the prototype, FETs *Q1* and *Q4* were located on one side of the breadboard and *Q2* and *Q3* on the other side.

Because room illumination is not as bright as sunshine, increase system sensitivity by changing the values of *R1* and *R2* to approximately 33,000 ohms. For outdoor use, re-install the 1000-ohm resistors specified in the Parts List.

After all wiring is complete, and the circuit checked, insert the fully charged battery in the holder. The mechanism should go into immediate operation if a bright light is played across the gnomon so that the latter's shadow falls on one or the other light sensors (*IC1* or *IC2*). The mechanism should try to align itself with the gnomon pointing at the light source. If the system tries to orient itself away from the light source, reverse the two leads to the dc motor.

If the platform bearing is too smooth, inertia may cause the platform to overshoot and cause mechanical oscillation as the system "hunts" for the center of the light source. In this case, cement a small pad of cotton to the underside of the platform to act as a gentle friction brake between the moving and stationary parts.

A dc voltmeter can be used to check operation of the solar-cell array as a bright light is played across the solar cells. Make sure that the voltage change occurs on the circuit side of *D1*. If not, then *D1* should be reversed. Keep in mind that the solar cell output will greatly increase when the array is exposed to bright sunlight.

**Calibration.** The sundial is calibrated by placing it outdoors on a flat surface so that it is exposed to the sun all day. Don't forget to use the proper values of *R1* and *R2*. If the batteries are charged, the platform should rotate to point the gnomon at the sun.

Using a watch as the time reference, at each hour, mark the point on the hour arc that the gnomon points to at that time. If you are north of the equator, at 12 noon, the gnomon should be pointing south. This is the "12" mark, and on the opposite side of the baseplate place an arrow to indicate north. This arrow can be used to orient the sundial if it is



*In this design, a flower and mushrooms made of plastic hold the solar cells and light sensors with a leaf for a pointer.*



# SOLAR-POWERED SUNDIAL

## CORRECTION FACTORS FOR SOLAR TO SIDEREAL TIME

Jan. 1 + 3.5	Feb. 1 +13.4	Mar. 1 +12.5	Apr. 1 + 4.0
6 + 5.8	6 +14.1	6 +11.4	6 + 2.6
11 + 7.9	11 +14.3	11 +10.2	11 + 1.2
16 + 9.8	16 +14.2	16 + 8.8	16 - 0.1
21 +11.3	21 +13.7	21 + 7.4	21 - 1.2
26 +12.6	26 +13.0	26 + 5.8	26 - 2.1
May 1 - 2.9	June 1 - 2.3	July 1 + 3.9	Aug. 1 + 6.3
6 - 3.4	6 - 1.5	6 + 4.6	6 + 5.8
11 - 3.6	11 - 0.6	11 + 5.3	11 + 5.2
16 - 3.7	16 + 0.4	16 + 5.9	16 + 4.3
21 - 3.5	21 + 1.6	21 + 6.2	21 + 3.2
26 - 3.1	26 + 2.6	26 + 6.4	26 + 1.9
Sept. 1 + 0.1	Oct. 1 -10.2	Nov. 1 -16.4	Dec. 1 -11.0
6 - 1.5	6 -11.7	6 -16.3	6 - 9.0
11 - 3.2	11 -13.1	11 -16.0	11 - 6.9
16 - 5.0	16 -14.3	16 -15.2	16 - 4.5
21 - 6.6	21 -15.2	21 -14.2	21 - 2.0
26 - 8.5	26 -15.9	26 -12.8	26 + 0.4

Source: Sundials by Roy K. Marshall, MacMillan Co., New York, 1963

moved to another location. Simply point the arrow north and the hour arc is correctly positioned.


A sundial keeps solar time, which may differ from "clock" time by as much as 16 minutes either way, depending on the date. The Table gives correction factors for sidereal time. For example, on March 1, the sundial will be 12.5 minutes "fast," while on April 16, the dial will be almost correct. On November 1, the sundial will be 16.4 minutes "slow."

The hour "tics" and numerals can be painted on the hour arc, or press-on type may be used. Weatherproof these indications for protection.

Once the hours have been marked, check that the dc voltage output of the solar-cell array is slightly higher than the battery voltage so that charging can take place.

A transparent bubble dome can be fitted over the moving platform, or the complete assembly, to provide weather protection and to create a greenhouse effect to maintain a reasonable internal temperature for the circuit. The bubble dome can be secured as desired.

# This chip changed your life.



# This book tells you how. And why.

**Understanding Microprocessors.**  
From the Texas Instruments Learning Center. 288 pages. \$4.95.

Learn quickly and easily about the explosive impact microprocessors have had on electronics technology.

How the "miracle chip" works to make those things you use everyday — calculators, appliances, microwave ovens, stereos, tv, automobiles — even toys and games — do the remarkable things they do.

Understanding Microprocessors is the latest addition to the Texas Instruments Understanding Series™. All TI Understanding Series books are ideal for those who want to learn about today's technology — without having to devote years to the study.

Written in bright, clear, down-to-earth language, and fully illustrated, you'll find these books to be invaluable tools for your personal entry into the microelectronics revolution. See coupon for all details.

© 1980 Texas Instruments Incorporated

- LCW8161 **Basic Electricity and DC Circuits** \$19.95  
1026 pages. Building blocks for a thorough working knowledge of DC circuits.
- LCB3361 **Understanding Solid-State Electronics** \$3.95  
270 pages — New 3rd edition. Individualized approach for learning microelectronic basics.
- LCB3311 **Understanding Digital Electronics** \$3.95  
265 pages. The springboard for a look into the fascinating world of today's electronic logic devices, circuits and systems.
- LCB4023 **Understanding Microprocessors** \$4.95  
288 pages. For the newcomer to microprocessors. What they are, what they do and how they work.
- LCB3321 **Understanding Calculator Math** \$3.95  
224 pages. Unlocks the real power of your handheld calculator — loaded with practical applications.

Add sales tax, except AK, DE, MT, NH, OR.

Mail check or money order to Texas Instruments, P.O. Box 3640, M S 84, Dallas, Texas 75285

Orders in Continental U.S. shipped prepaid. Foreign orders: Prepaid in U.S. dollars only. Include shipping costs.

Prices subject to change without notice.

Name \_\_\_\_\_

Address \_\_\_\_\_

City \_\_\_\_\_

State \_\_\_\_\_

Zip \_\_\_\_\_

PEL-380

## TEXAS INSTRUMENTS

INCORPORATED

80109 A





# car stereo STANDARDS

# AT LAST!

Uniform specifications and measurement procedures for car amplifiers, tuners and tape players

**BY LEONARD FELDMAN**

**I**N THE last few years, car stereo equipment has sold at so rapid a pace that some observers believe it has outdistanced hi-fi gear for use in the home. Somewhat surprisingly, this phenomenal growth has taken place despite a chaotic, "caveat-emptor" situation with respect to published specifications and measurement standards.

As matters have stood until now, a power designation of 20 watts might, if measured on the same basis as that used for home hi-fi components, mean as little as 2 watts. Similarly, the real meaning of a specified tuner sensitivity of, say, 2.0 microvolts, was often anyone's guess. The fact that the stringent rules adopted by the Federal Trade Commission in 1974 for disclosure of power-output capability applied exclu-

sively to home hi-fi equipment provided a convenient loophole for many car stereo makers.

Recognizing that this state of affairs was unfair to the consumer and unhealthy for the industry, a group of dedicated car stereo equipment manufacturers formed the Ad Hoc Committee on Car Stereo Standards. In October of last year, the committee finished work on

---

**Editor's Note:** Readers wanting details of measurement procedures may obtain copies of the related standards from the Institute of High Fidelity, 489 Fifth Ave., New York, NY 10017. They are identified as IHF-T-200, 1975, for \$6 and IHF-A-202-1978 for \$7.

---



# AFTER 500 PLAYS OUR HIGH FIDELITY TAPE STILL DELIVERS HIGH FIDELITY.



If your old favorites don't sound as good as they used to, the problem could be your recording tape.

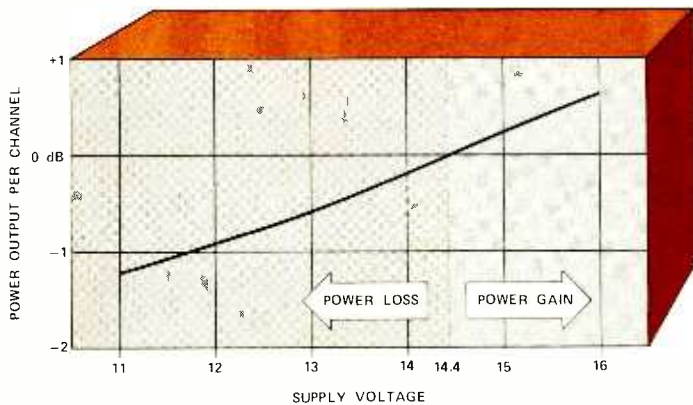
Some tapes show their age more than others. And when a tape ages prematurely, the music on it does too.

What can happen is, the oxide particles that are bound onto tape loosen and fall off, taking some of your music with them.

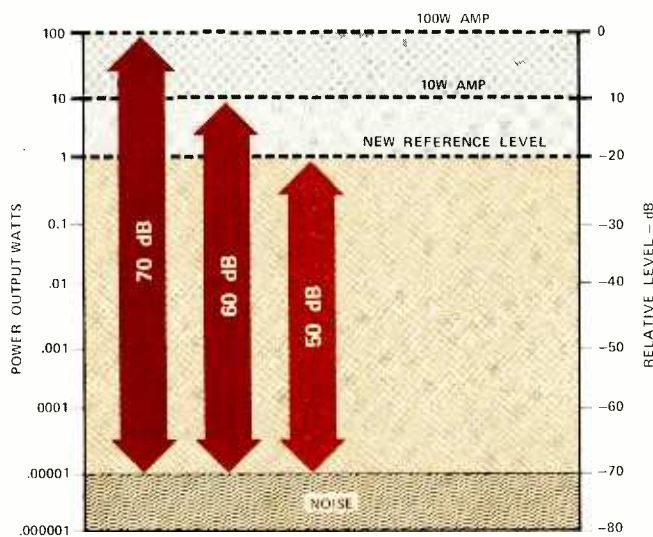
At Maxell, we've developed a binding process that helps to prevent this. When oxide particles are bound onto our tape, they stay put. And so does your music.

So even after a Maxell recording is 500 plays old, you'll swear it's not a play over five.

**maxell**  
IT'S WORTH IT.

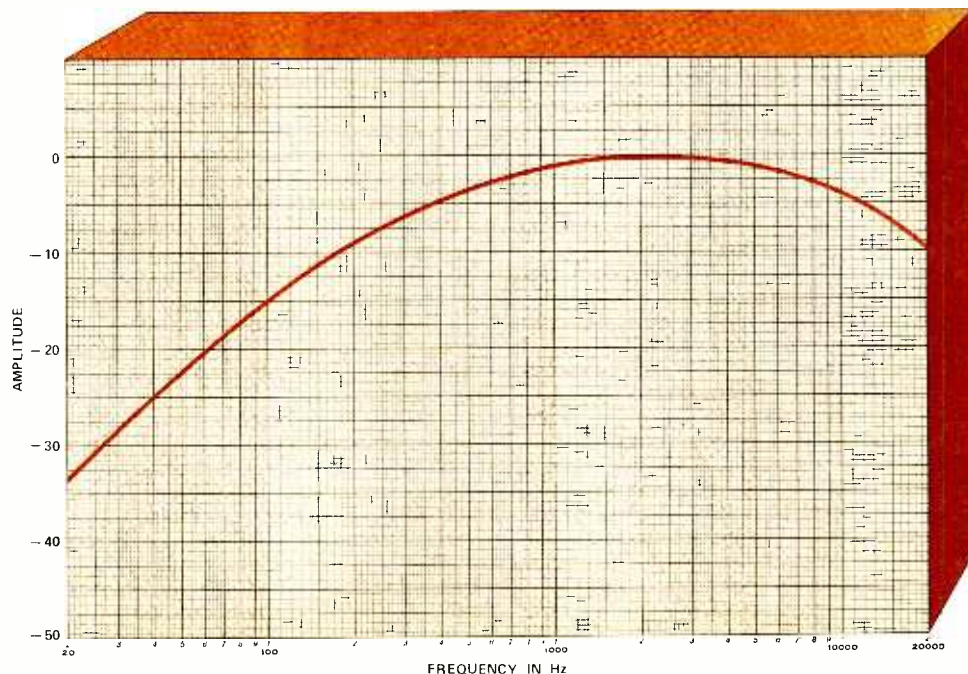


*Fig. 1. Power output per channel of a car stereo amplifier varies with changes in supply voltage.*



*Fig. 2. Measured at standard reference level (1 watt), amplifiers with equal noise outputs have equal S/N specifications regardless of ratings.*

*Fig. 3. A-weighting network yields S/N measurements that correspond more closely to human sensitivity to low-level noise.*



Car Stereo Standards of Measurement relating to amplifiers, tuners, and tape players. (Receivers, of course, are covered by the amplifier and tuner standards in combination.) Further, the committee invited just about all car stereo manufacturers who market equipment in the U.S. to endorse the standards. By this action a manufacturer would agree that by June 1, 1980, all its printed catalogs, specification sheets, advertisements, and other literature will be in conformance with the standards. If, as seems likely, widespread industry endorsement occurs, consumers will, at long last, be able to assess and compare specifications for car stereo equipment in a meaningful way.

In writing the measurement standards for amplifiers and tuners, the Committee was able to borrow extensively from those previously formulated by the Institute of High Fidelity (IHF), and repeated references are made to various paragraphs in the corresponding IHF Standards. With tape-player measurements, however, the Committee was pretty much on its own, as the IHF is still working on its standards for this product category. In general, fewer disclosures are called for in the Car Stereo Standards than in the IHF Standards, but these should certainly help clarify product performance for prospective equipment purchasers.

**Amplifier Measurements Standards.** Six specifications concerning

## CAR STEREO STANDARDS

amplifier performance are called for in the new standards: power output, frequency response, signal-to-noise ratio, sensitivity, minimum input impedance, and tone control action. To be in conformance, power output must be designated in watts per channel minimum average continuous power into a specified load (e.g. 8 ohms, 4 ohms, etc.) over a specified frequency range (e.g. 20 Hz to 20,000 Hz) with no more than a specified percentage of total harmonic distortion. An acceptable statement of power output might read: "Power Output: 10 W per channel into 4 ohms, 40 to 15,000 Hz, at 0.5% THD". This format pretty well follows that required by the FTC and by the new IHF-A-202 Amplifier Standards for home audio equipment, except that the abbreviations and slightly condensed verbiage shown in the example are allowable. The required test method is more fully described in paragraph 3.1 of the IHF Amplifier Measurement Standard.

While the procedure is essentially the same as for home equipment, the Committee had to consider one important additional matter. The supply voltage in most cars can vary between 11 and 16 volts under actual driving conditions. Figure 1 shows how this might affect the power output of a typical car stereo receiver. With 11 volts, rated distortion is reached at 8 watts per channel (-1.2 dB), while with a 16-volt supply, the same receiver would deliver more than 12 watts (+0.6 dB) for the same level of distortion. To keep things uniform, the new standard calls for a 14.4-volt dc supply which would give this receiver a 10.5-watt rating.

Frequency response for a car amplifier must be stated as follows: Frequency Response: \_\_\_ Hz to \_\_\_ Hz,  $\pm$  \_\_\_ dB. Measurements must be made at a 1-watt output level, with the amplifier terminated in its rated load impedance. Where the amplifier is not separately accessible, as in a car stereo receiver, the input may be regarded as the input to the volume control.

Signal-to-noise ratios of audio products have often confused consumers. Given two amplifiers, one with a power output rating of 10 watts and the other 100 watts, both with identical residual output noise, the one with higher power will have a 10-dB higher signal-to-noise ratio if each is measured *relative to its own rated output*. Figure 2 shows this graphically. Yet, in listening, one would

hear the same noise from both. The IHF Standard took care of this by specifying an output level of 1 watt as the reference, regardless of the rated power output. In addition, if a volume control is available, a standard *input* of 0.5 volts must also be used. Finally, because it was felt that weighted measurements more accurately reflect the perceptibility of low-level noise, the car standard follows the IHF practice of prescribing the use of an "A" weighting network. The "A" weighting characteristic curve is shown in Fig. 3.

Input sensitivity, the fourth required specification, is also referred to a 1-watt output level and is to be expressed in

### EQUIVALENT VOLTAGES FOR 75-OHM AND 300-OHM ANTENNA INPUTS

Input (dBf)	Across 75 ohms ( $\mu$ V)	Across 300 ohms ( $\mu$ V)
11.2*	1.0	2.0*
14.7	1.5	3.0
17.2*	2.0*	4.0
20.8	3.0	6.0
23.3	4.0	8.0
25.2	5.0	10.0
31.2	10.0	20.0

\*A difference of 6 dBf represents a four-to-one power difference.

volts. In this case, an *additional* sensitivity rating may be given for the input voltage required to produce full rated output. The minimum input impedance called for in the new standard is aimed at separate amplifier components only and is intended to establish compatibility between models and brands. It is stated, simply, in ohms.

The last required disclosure for amplifiers is tone control (or equalizer) action, and the format is to be: Tone (Equalizer) Action:  $\pm$  \_\_\_ dB at \_\_\_ Hz and \_\_\_ Hz. In the case of bass and treble controls, the recommended frequencies for testing are 100 Hz and 10,000 Hz. For multiband equalizers, appropriate center frequencies are used.

**Tuner Measurements Standards.** The second section of the proposed Car Stereo Standards has to do with measurements made on tuners, or the tuner sections of complete receivers. Nine disclosures are called for. The first of these is usable sensitivity in

mono. Like most of the other tuner measurements, it is derived from the IHF Tuner Measurement Standard, IHF-T-200 and is to be stated in dBf, rather than in microvolts, as has been the common practice up to now.

The change to dBf is especially important, because the antenna input impedance of most car stereo radios is 50 or 75 ohms, not 300 ohms as commonly found in home tuners or receivers. Sensitivity of a tuner is rightly measured in terms of *power*, not voltage, at the antenna terminals. But look what happens if *voltage* is used without taking impedance into account. The Table shows the equivalent microvolts across 75-ohm and 300-ohm antenna impedances to produce equal *power* levels in dBf. (0 dBf equals  $10^{-15}$  watts, or 1.0 femtowatt). As you can see, 2.0  $\mu$ V across a 75-ohm impedance is *four* times as much power as 2.0  $\mu$ V across 300 ohms. This could easily confuse someone accustomed to sensitivity values in microvolts across 300 ohms, as was used for home equipment.

Another important indicator of tuner sensitivity which must be stated by manufacturers endorsing the new Car Standards is 50 dB quieting sensitivity in mono. This degree of quieting is considered to be the least acceptable for high-fidelity listening quality, whereas the 30-dB S/N figure, often used by car stereo manufacturers, really amounts to barely tolerable performance. The signal strength required to produce 50 dB of S/N must also be quoted in terms of power; that is, in dBf.

Frequency response of a tuner section is to be stated over the range from 30 to 15,000 Hz, with the usual "plus or minus" dB tolerance required in the reporting format. Stereo FM separation figures are required only for a 1000-Hz signal, though they may also be optionally stated for 100- and 10,000-Hz test frequencies, as required in the IHF Standard from which the measurement technique is derived.

Several less common tuner specifications are also called for in the new standard. Included are *capture ratio*, the ability of a tuner to suppress the weaker of two signals on the same frequency; *alternate channel selectivity*, the ability to separate signals that are two channel bandwidths or 400 kHz apart; *image rejection*, the ability of the tuner to reject frequencies that are 10.7 MHz above the local oscillator frequency; *i-f rejec-*

PICK YOUR SIZE  
AND ASSORTMENT.

# 3 Xcelite<sup>®</sup> attaché tool cases

Indispensable to technicians, servicemen, field engineers. Selected Xcelite professional hand tools in see-thru pockets on removable trays. Fixed handle and interchangeable blade nut and screwdrivers, pliers, cutters, adjustable wrench, strippers, electronic snips, and electrician's knife. Handsome, rugged, simulated leather attaché case. Generous space for test instruments, parts boxes, soldering tools.



Model TC-100/ST — Top-of-line, 86-piece set



Model TC-150/ST—Intermediate set, 53 pieces including Weller pencil-type soldering iron, measuring tape



Model TC-200/ST — Economy 37-piece set with quality, flexibility

Available nationwide  
through local distributors.



**The Cooper Group**  
**Electronics Division**

WELLER • WISS • XCELITE<sup>®</sup>

PO BOX 728 APEX NORTH CAROLINA 27502 919-362-7511  
CIRCLE NO. 18 ON FREE INFORMATION CARD

## CAR STEREO STANDARDS *continued*

tion, the ability of the tuner to reject signals at its own i-f frequency (10.7 MHz). All of these specifications are to be stated in dB and measured in a manner consistent with the equivalent IHF standard.

An additional measurement called maximum output voltage is applicable to tuners, tape decks and integrated units that have line output terminals. It is intended primarily to establish interfacing compatibility between different models and brands. The minimum recommended load impedance for such separate units must also be stated.

**Tape Player Measurements.** The third section of the Car Stereo Standards deals with tape playback equipment—8-track cartridge or cassette. Six required measurements and reported specifications are called for. The first is playback response, which must be stated as follows: Frequency Response: \_\_\_ Hz to \_\_\_ Hz,  $\pm$  \_\_\_ dB. The data must be referred to 1000 Hz as a 0-dB level. While a 3-dB tolerance is recommended, it is not mandatory; any tolerance may be used, as long as it is specified. Car stereo tape players equipped with tape selection switches should have frequency response specifications for each tape type (ferric, chrome, etc.).

Wow-and-flutter performance of tape players is to be measured using an rms-responding meter with weighted response. The meter is read for random 10-second periods at the beginning, middle and end of the tape cassette or cartridge and the average of the peak readings noted, excluding random peaks that do not occur more than twice in any 30-second period. Although the standard does not specifically say so, we presume that some pre-recorded standard test tape, having a continuous 3000 Hz or 3150-Hz signal is used in this test, since those are the test frequencies normally found on such test tapes and also the frequencies to which most wow-and-flutter meters are calibrated. Wow-and-flutter is reported as a percentage, followed by the notation WRMS (Weighted-root-mean-square).

This method of wow-and-flutter measurement represents current industry practice. It is expected that in the forthcoming IHF Tape Measurement Standards, WRMS wow-and-flutter measurements will be abandoned in favor of more meaningful DIN unweighted peak

measurements. In that event, the Committee will appropriately revise the Car Stereo Standards.

In measuring stereo separation of tape players, a reference level of 250 nWb/m at 1 kHz is used, recorded on one channel. The opposite channel is played back through a narrow-band filter that includes 1 kHz, and the residual signal is measured. The filter is to minimize the masking effect of tape noise, since crosstalk may actually be lower in level than random noise and still audibly objectionable.

The "A"-weighted signal-to-noise ratio for car tape players must be specified and measured with respect to a 1-kHz recorded signal at a reference level of 250 nWb/m, using a 20-to-20,000-Hz bandpass filter. Required format is: Signal/Noise Ratio (A-Weighted) \_\_\_dB. Units having selectable equalization for various tape formulations, must have S/N ratio reported for all equalization settings. Finally, if the tape player is a separate component, maximum output voltage, with load impedance, must be specified to establish compatibility between models.

**In Conclusion.** Certainly, a great many more specifications might have been included in the new standard. For example, in the tuner-section, 50-dB quieting sensitivity measurements for stereo FM are notably absent. This seems a bit odd, considering that most listening these days is done in stereo. Possibly, concern for the feelings of manufacturers who fear that some of their competitors may *not* endorse the standards prompted the committee to settle for the less stringent mono spec. Strangely, too, the committee requires no distortion measurement in the tuner section even though one is included in the amplifier section.

However permissive these measurement standards may seem to those who are accustomed to the more comprehensive disclosures demanded of home hi-fi manufacturers, it is significant that a group of audio manufacturers was able to agree on them without government pressure. The result of their efforts will substantially benefit the audio consumer who wants to assess the suitability of equipment for use in his vehicle. He can now be confident that the specifications from competing manufacturers (who endorse the standard) are comparable and not designed to mislead.  $\diamond$

# TOOLS & EQUIPMENT FOR ELECTRONICS WORKBENCHES

BY JOHN McVEIGH, Technical Editor

“A craftsman is only as good as the tools with which he works” is as true in the field of hobby electronics as any other. Tools are no substitute for knowledge, of course, but lacking key items or using improper ones can put severe limitations on an experimenter’s activities.

The type and variety of tools and test equipment that an electronics hobbyist

possesses have a direct bearing on which areas of personal electronics he will be able to explore.

In this editorial focus, we discuss how an electronics workbench should be set up and consider several factors that should be taken into account in deciding what items you need for *your* workbench as related to your electronics interest.



## The Work Area

The workbench is the one place above all others where the electronics buff pursues his hobby. It is there that he takes a circuit idea or description and reduces it to a working model. Since a serious hobbyist spends a substantial amount of his special-interest time at his workbench, it should be designed

for maximum user comfort and safety, and minimum fatigue. If space availability and resources permit, the electronics workbench should be just that and only that, because many projects require more than just a day’s work. Thus, a partially assembled (or repaired) project can be left undisturbed until the next time it is to be worked on. In contrast, a work area that serves double duty, as, say, a kitchen table, would cause gross inefficiency and frustrations. In this case, everything would have to be periodically removed so that the “work area” could be used for its original purpose.

The fundamental requirement for an electronics workbench is that it provide a solid, flat, rugged, nonmetallic surface on which one can work. Of course, an actual workbench—a structure specifically designed and constructed for this purpose—can be used. However, if budgetary constraints rule this out, a sheet of  $\frac{1}{2}$ - or  $\frac{3}{4}$ -inch plywood and a

pair of wood saw horses can form the nucleus of a fine workbench.

In any event, the work area should be at least 24 inches (61 cm) deep and 48 inches (122 cm) wide. Having a work area of that size or larger will allow you to spread out components, a schematic drawing or assembly manual, a chassis, and tools, and still have some elbow room! A smaller work area will likely lead to crowding, fatigue, impatience and wiring errors.

A highly desirable feature is having one or more shelves above the main work area. Such shelves allow one to mount frequently used test equipment (a multimeter, oscilloscope, power supply, etc.) within easy reach without permanently tying up substantial portions of limited work space.

The work area surface should be covered with a ribbed rubber runner. This runner will absorb punishment that would otherwise damage an unprotected work surface. Also, its ribbed surface will pre-

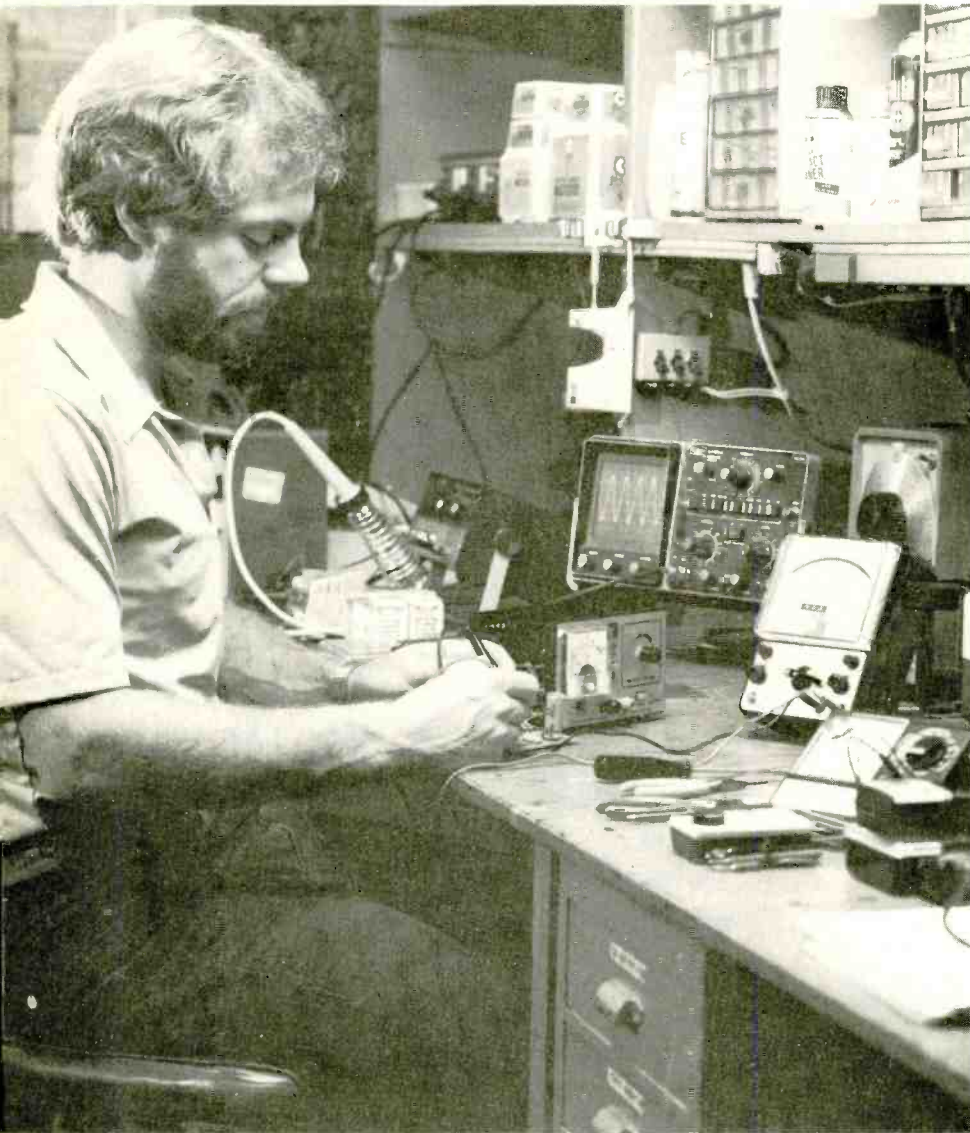



Photo courtesy GC Electronics

vent hand tools, hardware, and small components from rolling off the workbench and onto the floor.

Selecting a chair will largely be influenced by the physical characteristics of the workbench. The chair should be high enough to put one's elbows at the same level as the work area. If the workbench is much higher than the average kitchen table, use of a common kitchen-type chair would be inadvisable. The ultimate in work chairs is a drafting chair with adjustable seat height and back support.


**Lighting and Power.** The area in which the workbench is installed should be well illuminated. If possible, the workbench should be directly below a ceiling light fixture. Light from this fixture can be supplemented with that from a lamp on the workbench. A compact high-intensity type will provide good spot illumination, but many experimenters prefer to use a drafting lamp with an articulated support arm, such as the Luxo Model LS-1/A. This lamp can accommodate a 100-watt incandescent bulb, has a 45-inch adjustable arm, and includes a clamp so that it can be mounted on the edge of the workbench. For work on densely packed circuit boards and compact projects, a similar lamp with an illuminated magnifier is an invaluable aid. If the need for an illuminated magnifier arises only occasionally, a less costly, hand-held unit such as the GC Electronics Model 22-282 is a good choice.

*A well-planned electronics work area includes room for the project, test equipment, and storage.*



*Use of pegboard and hooks permits convenient storage of tools.*

*Heath Model HD1274 power distribution strip.*



There should be a source of ac electrical power near the workbench. The bench should therefore be positioned near at least two electrical wall outlets, and a bench-mounted power distribution strip with a *minimum* of six sockets should be plugged into one of them. The strip will be used to channel power to test equipment, lamps, soldering tool, etc. Choose a strip with a minimum current rating of 15 or 20 amperes and three-conductor sockets. One with a master on/off switch or individual switches for each outlet is convenient to use. Some include a master fuse or circuit breaker, or even individual ones for each outlet to back up the line's master fuse or circuit breaker.

**Storage.** A key to high workbench utility is organization. Tools, hardware, electrical components and similar items should be stored in a logical manner that ensures quick accessibility. Certain tools, for example, can either be kept in nearby drawers or hung on a piece of pegboard mounted on a nearby wall.

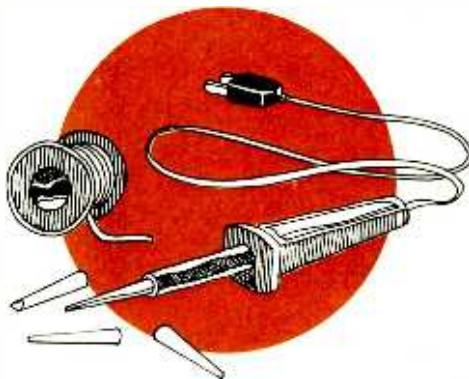
The best way to store hardware and small electrical components is in suitably sized storage bins. There are modular ones with drawers that are made of transparent styrene to allow quick visual inspection of their contents.

Hobbyists with many items to store can buy several such small storage cabinets. Some manufacturers models with different characteristic drawer sizes to hold certain items. Modular storage cab-

inets can be stacked either vertically or horizontally on shelving above the main work area.

After a few years, most electronics hobbyists build up a respectable "junk box" of discarded chassis, old projects, etc., which are kept around for parts

scavenging purposes. Such items are usually much too large to fit in modular storage cabinets. A nearby closet that is not being put to another use is ideal for junk-box storage. If one is not available, a wooden toy chest or a free-standing metal cabinet will probably do.



## Tools for Electrical Work

Much electronic-building and service work is centered around the process of making secure connections between conductors by soldering. That is the process by which two or more pieces of metal are bound together by a metal alloy that's applied to the connection in

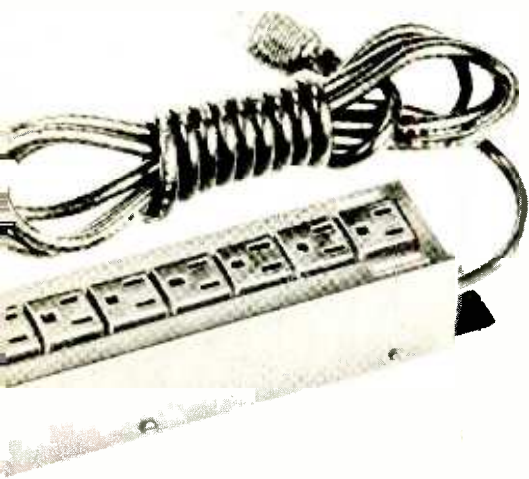
a molten state. This section will deal with implements needed to do this work, as well as other facets that relate to electrical assembly.

**Soldering Irons.** A soldering tool should supply sufficient heat to melt solder by heat transfer when the iron tip is applied to a connection to be soldered. There are two general classes of soldering irons—*guns* and *pencils*.

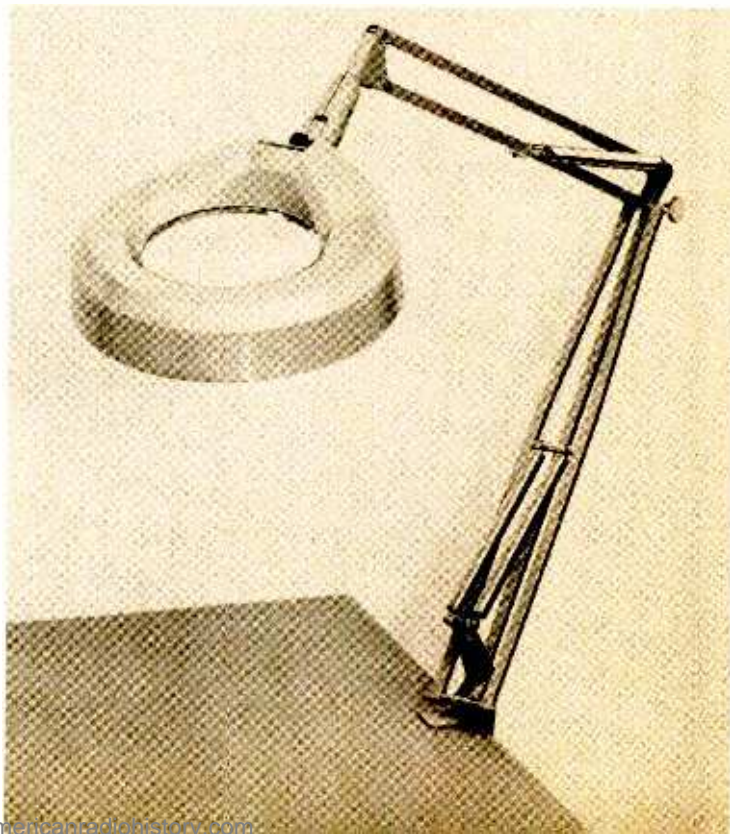
A typical soldering gun is larger, heavier and generates more heat than the average pencil. Soldering of heavy-duty conductors or connectors calls for use of a gun because it can generate enough heat to quickly bring a heavy metal joint up to the proper soldering temperature.

Soldering irons in this category are called guns simply because they resemble pistols, as shown in an accompanying photo. The gun's "trigger" is actually a switch that controls application of ac power to a built-in transformer and thence to the heating element. The working temperature is reached almost immediately. Some models feature multi-position trigger switches to provide

*(Continued on page 56)*



*Luxo Model LFM-1/A illuminated magnifier.*



**THESE ARE NOT  
HOME-MADE TRAINING DEVICES.  
THESE ARE PRODUCTION MODEL  
MICRO-SYSTEMS.  
NO OTHER HOME STUDY SCHOOL  
OFFERS THEM EXCEPT NTS.**





# IN FACT, NTS ELECTRONICS PROGRAMS INCLUDE THE WIDEST ARRAY OF SOLID-STATE AND DIGITAL EQUIPMENT EVER OFFERED BY ANY HOME STUDY SCHOOL.



Now, for the first time, you can learn all about microcomputers by working with your own production model at home. We'll explain the principles of troubleshooting and testing this remarkable instrument and, best of all, we'll show you how to program it to do what you want.

It's the perfect opportunity for you to learn BASIC high level language programming and assembly language programming.

Then, to learn how to localize microcomputer problems and solve them, you'll experiment and test with a digital multi-meter and other testing gear.

But most important, you get to assemble and work with today's most sophisticated microcomputers, not home-made training devices. We believe this makes learning a lot more relevant and exciting.

In fact, production-model equipment is featured in all 14 NTS electronics programs.

Our Color TV servicing program boasts the NTS/HEATH digital color TV (25" diagonal) you actually build and keep.

In Audio Electronics, you build and keep an NTS/HEATH digital stereo receiver with 70 watts per channel.

Whichever NTS electronics program you choose, you can count on working with much the same kind of equipment you'll encounter in the field.

Find out more in our full color catalog on the program of your choice.



Simulated TV Reception

NTS also offers course in Auto Mechanics, Air Conditioning and Home Appliances. Check card for more information.



1. **The NTS/HEATH H-89 Microcomputer** features floppy disk storage, "smart" video terminal, two Z80 microprocessors, 16K RAM memory, expandable to 48K. Available in NTS's Master Course in Microcomputers.
2. **The NTS/Rockwell AIM 65 Microcomputer** A single board unit featuring an on-board 20 column alphanumeric printer with 20 character display. A 6502-based unit 4K RAM, expandable. Available in NTS's Microprocessor Technology Course.
3. **The NTS/KIM-1 Microcomputer** A single board unit featuring a 6 digit LED display with an on-board 24 key hexadecimal calculator-type keyboard. A 6502 based microcomputer with 1K of RAM memory, expandable. Available in NTS's Master Course in Electronic and Industrial Technology.

**NO OBLIGATION. NO SALESMAN WILL CALL. APPROVED FOR VETERAN TRAINING.**

## NATIONAL TECHNICAL SCHOOLS

TECHNICAL-TRADE TRAINING SINCE 1905  
Resident and Home-Study Schools  
4000 South Figueroa St., Los Angeles, Calif 90037



### NATIONAL TECHNICAL SCHOOLS

4000 South Figueroa Street, Dept. 205-030  
Los Angeles, California 90037

Please rush FREE color catalog on course checked below

- |   |  |
|---|--|
| <input type="checkbox"/> MicroComputers/MicroProcessors | <input type="checkbox"/> Audio Electronics |
| <input type="checkbox"/> Communications Electronics     | <input type="checkbox"/> Auto Mechanics    |
| <input type="checkbox"/> Digital Electronics            | <input type="checkbox"/> Air Conditioning  |
| <input type="checkbox"/> Color TV Servicing             | <input type="checkbox"/> Home Appliances   |

Name \_\_\_\_\_ Age \_\_\_\_\_

Address \_\_\_\_\_

Apt. \_\_\_\_\_ City \_\_\_\_\_

State \_\_\_\_\_ Zip \_\_\_\_\_

- Check if interested in G.I. information.  
 Check if interested ONLY in classroom training in Los Angeles.

(Continued from page 51)

different heat levels. For example, a two-detent switch might give the user a choice of generating 100 watts or 150 watts, depending on whether the trigger is fully or partially depressed.

At the other end of the spectrum are small, lightweight soldering pencils. They can generate as little as 12 watts of heat, or as much as 50 watts, depending on the particular model. A relatively low-power pencil such as a 25-watt unit is well suited for light-duty work such as soldering on printed-circuit boards. Some medium-duty applications like chassis wiring require a higher-wattage heating element. Many pencils, called modular soldering irons, use interchangeable heating elements and tips which mate to a main pencil body. Such elements screw into a threaded receptacle at the end of the pencil.

Some heating elements have ceramic bodies with tips of various shapes permanently bonded to them. Others are ceramic or stainless steel units that are terminated with threaded studs on which any one of several different-shaped tips can be mounted. The advantage of such a modular soldering pencil is that it can be assembled in any of several permutations that is optimized for a specific soldering job.

There are tips available for modular soldering pencils to handle most sol-

dering tasks. Very fine, almost needle-like tips are used on printed-circuit boards with IC and component foil pads that are very closely spaced. Larger, blunt chisel and pyramid tips can store and transfer greater amounts of heat for more massive, widely spaced connections. Bent-chisel types can get into difficult-to-reach areas. Whatever size and shape tips are chosen, it's best to buy plated (as opposed to raw copper) tips. Plated tips cost more, but they last up to ten times longer than raw copper tips. The principal advantages of raw copper tips are low cost and more efficient heat transfer. Plated tips, however, transfer heat with enough efficiency for almost any soldering job. Note that before any tip is mounted, its threads and those of the heating element stud should be treated with an antiseize compound to facilitate tip removal.

Power is usually applied to a soldering gun on an intermittent basis. The tip



Wahl Model 7295 safety stand holds iron and cleans tip.



Alpha STRP-25 plastic-blade wire strippers



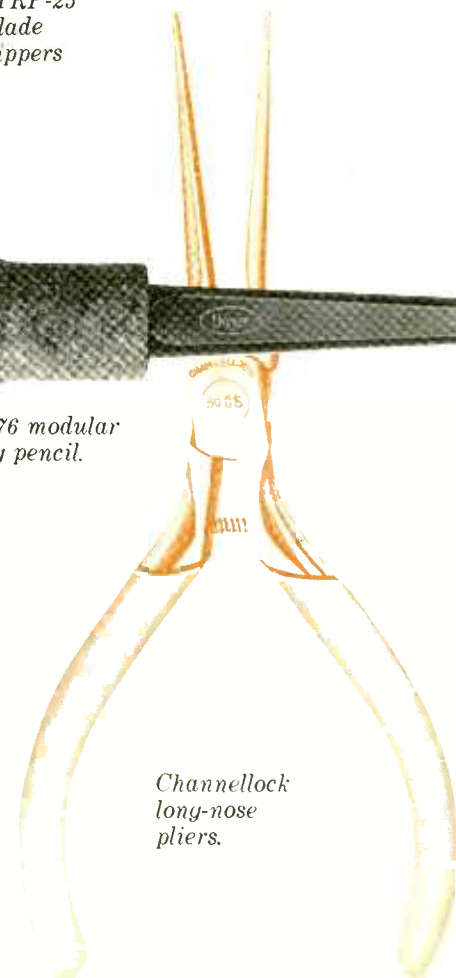
Ungar Solder-Off desoldering bulb.



Ungar 776 modular soldering pencil.



Wahl Model 7500 Isotip cordless iron and recharging stand.



Channellock long-nose pliers.

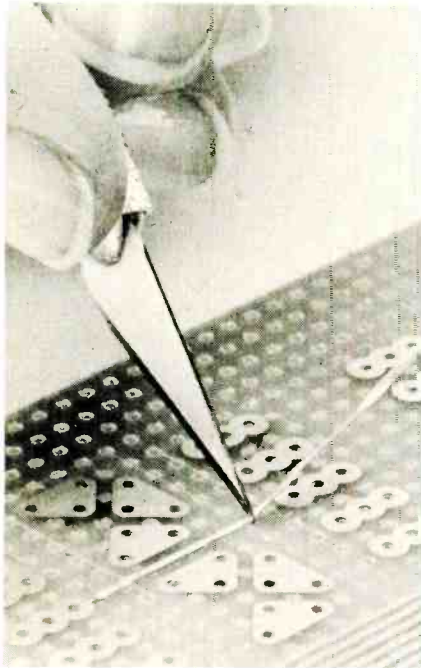

Weller Model 8200  
soldering kit.



AP Products POWERACE 103  
solderless breadboard




Ungar Model 6966  
heat gun for  
heat-shrink tubing



Making a pc board  
using Bishop Graphics  
E-Z CIRCUIT aids and  
an X-acto knife.

AP Products Logical Connections  
for interconnecting breadboards



of the gun will heat up to working temperature very quickly, and it will cool off soon after power is removed. Therefore, the gun can be left lying on its side on the workbench, picked up and powered to make the required connection, and then laid on its side again. A typical pencil, however, takes a few minutes to attain working temperature. This means that during a typical work session the pencil will be continuously powered and its tip will remain hot for the entire interval. Therefore, some method must be employed to keep the iron secured in a safe place at working temperature.

One solution to this problem is a special soldering iron holder. This may be a coiled steel form into which the hot soldering iron can be inserted. Most stands of this type also include a sponge which can be kept moistened and used periodically to clean the soldering tip. A more deluxe solution incorporates the foregoing with an iron and a control console that offers switch-selectable temperatures, usually low, medium, and high. This system is called a soldering station. Obviously, this is more convenient than waiting for a modular pencil's heating element to cool, unscrewing it from the holder, and then replacing it with another heater/tip combination. Predictably, however, soldering stations are expensive compared to basic soldering pencils. Among the manufacturers that produce soldering stations are Weller, Ungar, and Heath.

**Special Considerations.** The proliferation of metal-oxide semiconductor devices has focussed the attention of some manufacturers upon characteristics of certain soldering irons that were largely ignored until recently. As you may know, MOS devices have gate structures that are extremely susceptible to damage by electric potential gradients such as those which can be generated by friction (i.e., static electricity). A source of such electric fields can be the soldering equipment itself.

There are two sources of troublesome potential differences associated with soldering irons. The first is common to most soldering irons—electrostatic tip potential. Static electricity can be set up in an ordinary soldering tip and can be transferred to the component to be soldered when the tip is placed next to one of its leads. If the electrostatic potential is high enough and the MOS device is unprotected, its delicate gate structure will be de-

stroyed. The solution to this problem is to place the tip at ground potential so that static charges do not have a chance to accumulate. Several manufacturers now produce special soldering irons whose heater/tip assemblies are grounded. These units are readily identifiable by their three-conductor NEMA plugs for insertion into three-conductor power sockets.

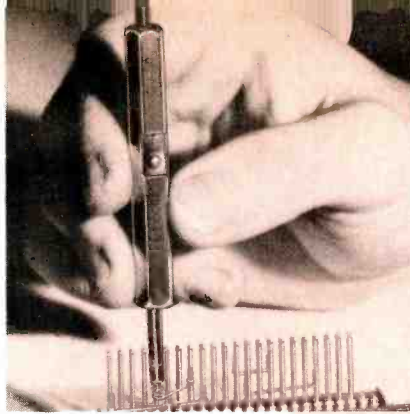
Another source of potential trouble is peculiar to a certain type of soldering iron. Some of the more sophisticated soldering implements (most of them soldering stations) feature automatically controlled tip temperature. These implements employ some type of heat sensing and closed-loop feedback control to gate power to the heating element. This allows the control circuit to compensate for variations in the amount of heat being drawn from the soldering tip and keep the tip at a constant temperature. The switching action of some controlled-output soldering implements can generate voltage spikes which can be transmitted to and adversely affect a MOS device. Some manufacturers, such as Ungar, have designed their controlled-temperature soldering stations and irons in such a way that voltage spikes are kept to a low value.

**Cordless Irons.** All of the soldering irons discussed so far rely on ac power cords. However, there are times when it is inconvenient to be tied to a 117-volt line. Here, a cordless, battery-operated soldering iron serves well. These compact, hand-held tools employ rechargeable NiCd batteries as a power source. Recharging is done automatically when the iron is placed in its recharger/stand (assuming the charger is plugged into an ac outlet, of course).

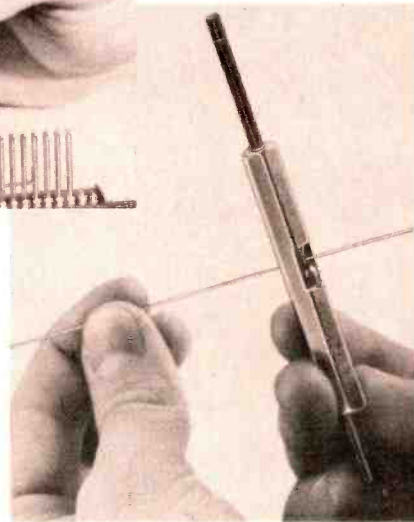
In operation, the tips come up to working temperature in five to eight seconds and cool off to ambient temperature in one minute or so. They can be used to make the same kinds of solder connections that pencils do.

The number of solder connections able to be made before recharging is required varies according to a particular model. Typically, about 125 or so soldering connections can be made on one charge. For a standard iron, a typical charging interval of approximately 14 hours is needed to return the cells to full strength. There are quick-charge irons, however, that require only one hour. Others take three or four hours.


Many optional tips for battery-pow-




*OK Machine & Tool  
HSU-30 Hobby-Wrap  
tool strips (right)  
wraps, and unwraps  
(above) wire.*




*Channellock 40GS  
Little Champ  
diagonal cutters.*




*Panavise  
circuit-board  
work station.*



*OK Machine & Tool  
BW-2630 motorized  
wrapping tool.*



*Continental Specialties  
Proto Board 103.*



*Unyar 50 DK  
desoldering  
implements.*

*Heathkit Model GH-17  
soldering station.*



*GC Electronics  
Model 22-306  
Deluxe Soldavac  
desoldering tool.*

ered irons, all differing in shape and size, can be snapped into the bodies. A light is often built into the case of the iron to illuminate the work area whenever battery power is applied to the heating element.

It is obvious that there are many different types of soldering irons available. Some are better suited for a particular kind of soldering job than are others. An experimenter who works only with printed circuit boards will find that a soldering pencil (especially a modular one) will be adequate for most (if not all) of the soldering connections he has to make. Someone who builds projects employing coaxial connectors and heavy-gauge wiring will need a higher-power soldering gun. Another person will find a cordless soldering iron an invaluable implement for work far from ac outlets. The choice is often easy for hobbyists with broad electronics interests. They own one of each. In fact, many hobbyists have more than one modular pencil body so that much tip switching is avoided.

**Solder.** No solder connection can be made without solder. The most common type of solder used in electronic work is an alloy consisting of 60% tin and 40% lead. This alloy is drawn into a hollow wire whose center is filled with an organic paste-like material called rosin. The resulting product is known as "60/40 rosin-core solder." It is completely molten when heated to approximately 375°F (190°C) and solidifies as it cools. If conditions are right, it will form a rigid, conductive bond with the metals to which it has been applied.

There are other solder alloys containing different proportions of tin and lead that are sometimes used in electronics work. The eutectic alloy of tin and lead, that mixture having the lowest melting point, is 63/37. It melts at 361°F (183°C) and is used in applications where applied heat must be kept to as low a level as possible. An equal mixture of tin and lead, called 50/50 solder, is completely molten at 415°F (213°C), while a 40/60 tin/lead alloy has melted completely by the time it attains a temperature of 455°F (235°C). The latter two alloys are not used very often in electronics work today because their higher melting temperatures require more heating of the solder joint, which might damage heat-sensitive semiconductors.

For almost all electronics work, 60/40 rosin-core solder should be used.

This alloy is available in wire form in several gauges. Thinner gauges are to be preferred over thicker ones. For general-purpose soldering, 18-gauge wire solder is a good choice. Close printed-circuit work calls for the use of No. 20 or 22 solder. Finely drawn solder is not only easier to position above a connection on a densely packed board, but also requires less heat for the formation of a given joint. This is true because fine solder sinks away less heat into the roll of solder than do thicker gauges.

To allow solder to form a good joint, rosin *flux* must be applied to the connection. The flux is available separately, as well as imbedded in wire solder. Even with the latter, it's a good idea to have extra flux on hand so that some can be added to a stubborn joint that won't readily accept solder. Flux is needed to scrub away the microscopic film of oxides on the surfaces of metals to be soldered, and it forms a protective film that prevents reoxidation while the connection is heated to the point at which the solder melts.

For applications *other than* electrical wiring, solders with acid fluxes are available. However, the acid is highly corrosive and will damage both electrical components and wiring. Accordingly, it should *never* be used in electronics applications.

**Other Soldering Tools.** Very useful in soldering work is a small hand tool called the soldering aid. It consists of a plastic or wood wand with a pointed metal tip at one end and a notched metal tip at the other. The blunt end of the aid is used to clear solder from holes in pc boards and from solder lugs. The notched end can be used to make right-angle bends in components leads, to hold leads and wires while the solder joint is made, and to pry leads away from pc boards and lugs during desoldering operations. There are several other soldering aids available, each with different types of tips (metal brushes, reamers, scrapers, etc.) suited for a specific task.

To protect heat-sensitive components during soldering, heat sinks are required to divert potentially damaging heat from delicate components. A set of alligator clips or commercial clip-on heat sinks made for this purpose can be used. They are clipped onto component leads while the soldering job is accomplished.

Those who work with printed circuit or perforated boards will find a so-

called "third hand" circuit-board holder a valuable aid. This type of device usually includes a pivoting head that can rotate to just about any desired angle to facilitate soldering.

**Desoldering Equipment.** On those occasions when a component must be replaced or a circuit rewired, *desoldering* must be performed. There is a whole series of desoldering implements and aids available to today's electronics hobbyist. Most rely on either vacuum or capillary action to remove the solder after it has completely melted.

A common desoldering tool that employs the vacuum principle is a rubber suction bulb with a Teflon tip. The bulb is employed in the following manner: A soldering iron is applied to the connection to be undone until the solder has melted completely. Then the bulb is squeezed and its tip butted up against the solder joint. The bulb is allowed to expand quickly, creating a mild vacuum which draws the molten solder up into the bulb. Another vacuum type uses a spring-loaded plunger.

The other method of removing solder is to employ capillary action. If a copper braid is placed over the solder to be removed and a soldering iron placed over it, the solder will melt and be drawn up by the wicking action of the copper braid. Specially constructed braids are available for this purpose.

Removing multi-lead components such as ICs presents a special problem. If the component to be removed is still functional, it must be unsoldered quickly lest it be damaged by heat. Alternatively, if the device is defective, it must be removed fairly quickly or else printed-circuit foil conductors might be lifted from the board by excessive heat. The solution to this problem is to employ specialized devices. These might be a special DIP-shaped soldering iron tip and a spring-loaded IC extractor tool. The tool is placed above the IC to be removed and locked into position. The special tip is then mounted on the heating element of a modular iron. When the tip is hot, it's applied to all the dual-inline IC's pins on the foil side of the board. The extractor tool lifts the IC off the board as soon as the solder holding it melts. There are desoldering tools available for use with other IC and transistor cases.

The final item we will mention with respect to solder is flux remover. Although rosin flux is not very corrosive and can usually be left on a circuit board with no ill effects, there are some

purists who insist on removing all of it. The circuit board can be scrubbed with a toothbrush and an organic solvent like Toluene to remove flux, or it can be sprayed with a product such as GC Electronics No. 22-270 Flux Remover & Cleaner Spray.

**Printed-Circuit Aids.** For those who intend to make their own printed-circuit boards, special items are needed for layout and fabrication. If pc foil patterns are to be taken from the page of a magazine, a kit like GC Electronics' Lift It (No. 22-326 or 22-318) is ideal. Those who are designing complex boards from scratch might choose to employ Bishop Graphics or similar pc materials and photosensitizing compounds to produce sharp, detailed foil patterns. A glass or plastic pan, etchant solution, rubber gloves, blank boards, a heat lamp, a thermometer, and a small drill will also be needed.

Complex circuit boards are best produced by means of photographic techniques employing master artwork or the copying of etching and drilling guides published in magazines. Simple boards, however, can be fabricated by the direct application of etchant-resist ink by means of a felt-tip pen made especially for this purpose. Whichever means is employed to produce a printed-circuit board, it should be prepared to accept solder well. One item that's well suited for this application is a nonmetallic scrubbing pad such as the Scotchbrite pad. It can be used to remove etchant resist from the board prior to drilling as well as to remove oxidation from foil.

**Wrapping Wire Equipment.** A fairly new method of making connections between points in a circuit is the wrapped-wire technique. This involves tightly wrapping the stripped ends of a wire around square (usually 0.025-by-0.025-inch or 0.6-by-0.6-mm) terminal posts. Wrapped-wire connections are quickly and inexpensively made, and are used most often in digital circuits assembled on perforated board.

There are many tools available to those who want to assemble projects using the wrapped-wire construction method. These include a manual, multi-function tool that strips insulation from No. 30 wrapping wire, makes a modified wrapped-wire connection (which adds about 1½ turns of insulated wire to enhance mechanical stability), and unwraps the wire when a connection is to be changed or removed.

(Continued on page 62)

ITEM NO.  
WK-7

CMOS SAFE

# IC INSERTION/EXTRACTION KIT

- KIT INCLUDES**
- MOS-1416 14-16 CMOS SAFE INSERTER
  - EX-1 14-16 EXTRACTOR
  - MOS-2428 24-28 CMOS SAFE INSERTER
  - EX-2 24-40 CMOS SAFE EXTRACTOR
  - MOS-40 36-40 CMOS SAFE INSERTER

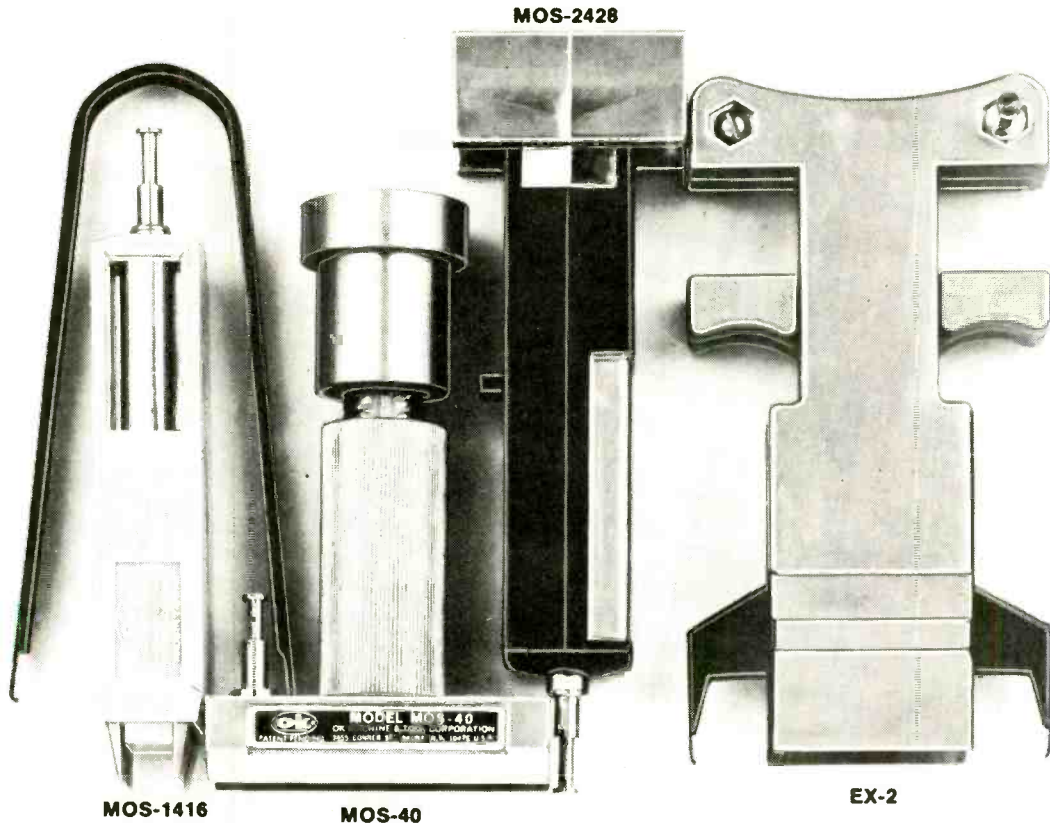


**OK MACHINE & TOOL CORPORATION**  
3455 CONNER ST., BRONX, N.Y. 10475 U.S.A.  
PHONE (212) 994-6600 TELEX NO 12 5091



PRINTED IN U.S.A.

PATENT PENDING



WK-7	COMPLETE IC INSERTER/EXTRACTOR KIT	\$29.95
------	------------------------------------	---------

INDIVIDUAL COMPONENTS

MOS-1416	14-16 PIN MOS CMOS SAFE INSERTER	\$ 7.95
MOS-2428	24-28 PIN MOS CMOS SAFE INSERTER	\$ 7.95
MOS-40	36-40 PIN MOS CMOS SAFE INSERTER	\$ 7.95
EX-1	14-16 PIN EXTRACTOR TOOL	\$ 1.49
EX-2	24-40 PIN CMOS SAFE EXTRACTOR TOOL	\$ 7.95

MINIMUM BILLING \$25.00. ADD SHIPPING CHARGE \$2.00. NEW YORK RESIDENTS ADD APPLICABLE TAX.

**OK MACHINE & TOOL CORPORATION 3455 CONNER ST., BRONX, N.Y. 10475 (212) 994-6600/TELEX 125091**

(Continued from page 60)

Besides the manual wrapping-wire tools manufactured by OK Machine and Tool Corp., Vector Electronics Corp., and other companies, there are motorized tools available for wrapping-wire applications. One such motorized tool is the Model BW-2630 by OK Machine and Tool Corp. It's powered by two NiCd C cells (not included) and accepts one of two bits—one for No. 30 wire, the other for No. 28 or 26 wire.

Besides a wrapping tool, there are several other items the hobbyist interested in utilizing this construction technique must have. The most obvious additional one is wrapping wire. This special wire is available in a variety of colors and comes in spools or in packs of pre-cut lengths with stripped ends. Also necessary are IC sockets designed for wrapped-wire applications and perforated circuit boards with holes of the proper spacing.

**Solderless Breadboards.** Ideal for designing or experimenting with circuits is a solderless breadboard. This is a plastic block with arrays of holes spaced 0.1 inch (2.5 mm). The block is mounted on a supporting structure and has embedded in it a series of electrical conductors which interconnect adjacent rows or columns of holes. These boards readily accept IC pins and the leads of other electronic components, allowing the hobbyist to build up a circuit with secure, reliable connections without having to resort to soldering or wrapping wire.

A typical solderless breadboard is Continental Specialties' Proto Board No. 103. This board has binding posts for ground and three supply or signal voltages and offers enough tie points for a fairly complex circuit. AP Products, in turn, offers three sophisticated breadboards. These POWERACE models include power supplies and, depending on model, logic indicators, one-shots, pulse detection, two-phase clock, and data switches. Among other companies offering breadboard products are the OK Machine and Tool Corp. and the Heath Company. There are a large variety of finished breadboards available, ranging from simple units with perhaps two binding posts to complex models with built-in fixed or variable regulated supplies, signal generators, potentiometers, etc.

Solderless breadboards are valuable design and experimenting aids that greatly facilitate circuit prototyping. No well-appointed electronics workbench is complete without one!

**Wire Cutters and Strippers.** We now move into the area of hand tools designed for the manipulation of electrical wires. Before a wire can be soldered, wrapped, or a connector crimped onto it, it must be cut to length and its insulation removed.

The most popular implement used to cut electrical wires and the leads of electronic components is the diagonal-cutting pliers, usually called diagonals or dykes. The diagonal cutters intended for electronics applications should be used only to cut soft metal conductors—*never* to cut iron or steel wire.

The size of the diagonals to be used is determined by the diameter of the wires to be cut. Cutters up to 5 inches long are often employed in electronics applications. Any cutters chosen should be made of high-quality tool steel so that they will make a sharp, clean cut. The tips of the cutters should be tapered to allow the user to reach a particular wire in a crowded area. Cutter jaws should be very well aligned so that cutting edges meet squarely and allow little or no light to pass through when held together. Cutter action should be smooth and clean.

There are, too, a wide variety of specialized cutters—tip cutters, end nippers, etc.—that are handy to have if the budget allows. Diagonal cutters can, if used with care, be employed to strip insulation from wires. Also suited for this purpose is the familiar, inexpensive, yellow-plastic-handled wire cutters/strippers. The object of wire stripping is to remove insulation from the wire without nicking or cutting the conductor.

Far more convenient than traditional wire cutters/strippers are precision, automatic strippers. Although such tools are expensive, they can be real timesavers when there's a lot of point-to-point wiring to be done.

Sometimes a situation arises where insulation is to be *added* to a wire or wire splice. Although PVC (*not* cloth!)


electrical tape can be used for this purpose, *heat-shrink* tubing is far more convenient. It is composed of a special plastic material which contracts when heated to a relatively high temperature. Heat-shrink tubing comes in a variety of lengths and diameters to suit any number of applications. There is even heat-shrink electrical tape available for a really *tight* fit.

**Pliers.** One of the most commonly used class of tools is pliers. In electrical work, needle- and long-nose pliers are necessities. Mechanical work, on the other hand, often involves the use of slip-joint or gas pliers.

Frequent tasks for long-nose pliers include holding wires in place during soldering, acting as a heat sink to protect a delicate component, bending component leads to fit mounting holes on a circuit board, and pulling wires through a panel or chassis hole.

Such pliers are available in a wide range of sizes and configurations. A small size (about 4.5 inches) with a long, thin nose is best for electronics applications. A single pair of longnose pliers is adequate for most jobs, but having several on hand can simplify a task.

**Alignment Tools.** If a hobbyist intends to work on communications projects, he should have a set of alignment tools on hand. Among the items in this category are a neutralization tool (a plastic or wooden tubular holder with a small metal blade inserted in one end), a nonmetallic screwdriver, and a plastic hexagonal slug-alignment tool. Most alignment tools are nonmetallic and fairly long in size. Using a nonmetallic tool enhances safety because of the tool's insulating property. It also prevents disturbance to sensitive r-f circuits that can be detuned merely by bringing a metal tool near frequency-determining devices. Similarly, the use of a long alignment tool minimizes the effects of hand capacitance.



## Tools For Mechanical Work

**Drivers.** This category includes screwdrivers and nut drivers. Both are extremely important to the mechanical





# Breakthrough

is a word that Realistic<sup>®</sup> uses very very very rarely. But nothing else describes our new STA-2200 all-digital receiver.

Could Radio Shack have scooped its peers (like Pioneer, Technics and Kenwood) in technology as well as features? Before you buy a conventional receiver that may be old-fashioned before 1980 is over, you can see what's really new at any of our stores. And decide for yourself!

**The Computerized Tuner.** Quartz-locked, microprocessor-controlled digital synthesis circuitry ends mechanical tuning errors and problems. No dial, no knob, no tuning meters. Instead, bright fluorescent digits display each station's frequency with absolute accuracy. Computer-type "feather-touch" tuning automatically scans up or down the FM and AM bands. Or you can select manual tuning. Store any six FM and any six AM stations in the microprocessor memory for instant recall. Even command the receiver to sample the stations in the memory, then touch-select the program of your choice. There's also battery back-up memory protection, Dolby\* FM noise reduction, LED signal level indicators, and dual-sensitivity muting. And the display "off" is a quartz clock.

**The High-Technology Amplifier.** The Realistic STA-2200 uses a new generation of power transistors called MOSFETs. Their ultrahigh-speed operation brings you stunningly accurate sound reproduction through superior linearity, superior slew rate and inaudible TIM. They are more reliable than ordinary transistors and generate less heat. The amplifier features go on and on. 11-step bass and treble controls with turnovers for controlling ranges below 150 Hz and above 6 kHz. Tone control defeat. Hi-MPX filter. Monitoring and dubbing controls. And more. Power is 60 watts per channel into 8 ohms, 20-20,000 Hz, with no more than 0.02% THD. And one more thing: it's made by the same company that makes the breakthrough TRS-80™ microcomputer.

STA-2200 is \$99.95, at participating stores and dealers, price may vary. \*TM Dolby Laboratories.



**Radio Shack<sup>®</sup>**  
The Nationwide Supermarket of Sound<sup>®</sup>

work ancillary to personal electronics hobby activities.

There are two basic types of screwdrivers—blade and Phillips. A typical electronics project will employ a dozen or more screws to fasten circuit boards, terminal strips, etc., to the chassis or enclosure. Therefore, a complement of screwdrivers must be kept on hand.

Blade screwdrivers come in a great number of sizes. A minimum of three should be at hand for electronics work, with the following blade sizes:  $\frac{1}{8}$  inch;  $\frac{3}{16}$  to  $\frac{1}{4}$  inch; and  $\frac{5}{16}$  inch or larger. If possible, a larger selection of blade screwdrivers should be maintained.

There are several "specialty" screwdrivers which are not necessary, but are on occasion very handy. One is a "stubby" screwdriver with a short shaft. It's very useful in tight quarters. In really tight situations, an *offset* screwdriver can be especially helpful. Another useful "specialty" screwdriver is one that holds a screw against the blade of the driver. The Stanley Works makes such a device, called the "Screwstart", which can be added to an existing driver.

Phillips screws, those with star-shaped holes in their heads as opposed to straight slots, are often found in electronic equipment. Phillips screwdrivers, like many other hand tools, come in a variety of sizes. There are four standard points, No. 1 through 4. The star-shaped hole in a Phillips screw and the tip of a Phillips driver must fit together properly so that the walls of the screw head or the tip of the driver or both will not be damaged. In electronics work, No. 1 and No. 2 Phillips drivers are those usually employed.

One way to satisfy screwdriver requirements is to buy a driver set containing a handle into which any of several driver shafts can be inserted, such as Xcelite's Model CK-5 driver set. Each of the shafts is doubled-ended, yielding two different tips on each shaft.

**Nutdrivers** are like screwdrivers except that they fit nuts instead of screwheads. They are very useful in mounting a nut on a captive threaded stud and in holding a nut while its screw is being tightened. (A pair of pliers should *not* be used to hold hex- or square-head screws.) Nutdrivers are available as individual drivers with separate handles, as individual driver shafts that plug into a common handle, or as individual sockets that plug into a universal handle/shaft combination. There are master driver sets available that include nutdriver

shafts, slotted screwdriver shafts, and Phillips screwdriver shafts.

Nutdrivers are available with either solid or hollow shafts. The major advantage to hollow-shaft drivers is that they allow the user to keep a grip on the nut even though the screw on which the nut is mounted is protruding. Stubby nutdrivers are handy when work is to be done in tight places. These can be bought in sets that include a large slip-on handle that multiplies torque. Extra-large nut drivers permit the installation of potentiometers and rotary switches without risking damage to the control panel.

**Selecting Drivers.** As in the case of pliers, cutters, and other hand tools, there are many, many companies manufacturing drivers. It is better and more economical in the long run to buy high-quality tools than so-called "bargains." How can the electronics hobbyist tell that the tools he is thinking of buying are of high quality? Here are a few things to look for.

The handles should be sturdy, made of heavy-duty plastic, and preferably have rubber grips for comfort. Tool shafts should be deeply and firmly embedded into handles in the case of individual drivers (as opposed to plug-in sets). The shafts of plug-ins should lock firmly into place when inserted in the master handle. Tools should have shafts of tempered, plated steel and have ground tips. They should be well-balanced and comfortable in the hand. Perhaps the easiest way to choose high-quality tools is to stick with established names such as Xcelite, Stanley, Vaco, Channellock and Sears Craftsman.

**Allen Wrenches and Miniature Drivers.** Many control knobs have small Allen or slotted setscrews. To install or remove such knobs, a set of Allen wrenches and miniature screwdrivers should be kept on hand. There are other uses for miniature tools, especially in such fields as remote control modeling, model railroading and slot-car racing, and the fabrication of miniaturized electronic projects. Performing such work when equipped with a precision miniature tool set is so much easier that the purchase of such a set is well justified.

One of the big names in miniature precision tools is Moody Tools, Inc. (42-60 Crompton Avenue, East Greenwich, RI 02818). Jensen Tools & Alloys is another, with a host of precision tools, including many tool kits (1230 So. Priest Dr., Tempe, AZ 85281).

**Wrenches.** There are several types of wrenches that the electronics hobbyist will need from time to time. Among them are the open-end wrench, the box wrench, and the plier wrench or "vise-grips" tool.

Open-end wrenches are used primarily on the large hexagonal nuts that secure switches and controls to project panels (actually, a large nut driver is better suited for this application) and to operate chassis punches. The box wrench has similar applications but has the advantage of completely enclosing the nut, thus eliminating the danger of slippage that can mar a finished front panel. Box wrenches are not essential, but are handy to have around if the workbench budget permits.

The plier wrench or "vise-grips" is a tool that is not found on every electronics workbench, but it should be. Not only is this an excellent tool for applying brute torque to the task of turning bolts, nuts and shafts, it can also serve as a restraining tool and as a "third hand" for holding small parts, circuit board assemblies, etc. A pair of vise-grips can be adjusted for a given jaw opening and has a locking lever and in some cases a separate unlocking lever for quick-action clamping and release. Vise-grips come in several sizes, but a 10-inch model is sufficient for most workbench applications.

**Metal-Working Tools.** Experimenters who mount their projects in metallic enclosures will need an assortment of metal-working and metal-finishing implements. A hacksaw is used to cut large and irregular-shaped chassis holes, to trim control shafts, to cut off brackets, etc. Most hacksaws are adjustable so that they can accept blades of several different lengths. More important than blade length, however, is coarseness. The number of teeth per unit length determines blade coarseness. For general-purpose work, a hacksaw blade should have between 14 and 18 teeth per inch. A relative of the hacksaw, the "coping saw," has a thin blade and is very handy when cutting curved and irregular-shaped holes.

Metal shears allow the hobbyist to cut sheet metal for chassis, brackets, shields and other items. Chassis punches take much of the drudgery out of cutting large holes in chassis and panels for meters, connectors, sockets, etc. Chassis punches, which are manufactured by such companies as Greenlee Tool and GC Electronics (both in Rockford, IL), come in a variety of



# BUY ONE of these great professional books and GET ONE FREE

(values up to \$60.00) when you join the **COMPUTER PROFESSIONALS' BOOK CLUB**



Choose any one of these books at the special club discount, and select any other as your gift Free of Charge when you enroll:

**AUTOMATIC DATA PROCESSING HANDBOOK**  
 Edited by The Diebold Group, Inc.  
 168/075 Pub. Pr., \$38.95 Club Pr., \$25.75

**PROGRAMMING LANGUAGES** By A. B. Tucker, Jr.  
 654/158 Pub. Pr., \$22.00 Club Pr., \$16.50

**MINICOMPUTER SYSTEMS, 2nd Ed.** By R. H. Eckhouse  
 787/026 Pub. Pr., \$21.95 Club Pr., \$16.50

**MICROCOMPUTERS/MICROPROCESSORS: Hardware, Software & Applications** By J. L. Hilburn & P. N. Julich  
 771/499 Pub. Pr., \$22.50 Club Pr., \$16.50

**MICROPROCESSOR APPLICATIONS MANUAL**  
 By Motorola, Inc.  
 435/278 Pub. Pr., \$38.00 Club Pr., \$26.50

**THE 8080A BUGBOOK: MICROCOMPUTER INTERFACING AND PROGRAMMING** By P. R. Rony, D. G. Larsen & J. A. Titus  
 783/845 Pub. Pr., \$9.95 Club Pr., \$8.45

**MICROCOMPUTER-BASED DESIGN** By J. Peatman  
 491/380 Pub. Pr., \$26.50 Club Pr., \$18.95

**DATA BASE DESIGN** By G. Wiederhold  
 701/30X Pub. Pr., \$24.50 Club Pr., \$18.25

**PRINCIPLES OF INTERACTIVE COMPUTER GRAPHICS, 2nd Ed.** By W. M. Newman & R. F. Sproull  
 463/387 Pub. Pr., \$24.95 Club Pr., \$19.95

**PROGRAMMING FOR MINICOMPUTERS** By J. C. Cluley  
 785/49X Pub. Pr., \$17.50 Club Pr., \$13.50

**REAL-TIME PROGRAMMING WITH MICROCOMPUTERS** By R. C. Turner  
 786/372 Pub. Pr., \$16.95 Club Pr., \$13.95

**MEMORY DESIGN: Microcomputers and Mainframes** By Electronics Magazine  
 191/549 Pub. Pr., \$18.50 Club Pr., \$15.50

**HOW TO DESIGN AND BUILD YOUR OWN CUSTOM TV GAMES** By D. L. Heiserman  
 786/585 Pub. Pr., \$14.95 Club Pr., \$11.95

**HANDBOOK OF OPERATIONAL AMPLIFIER CIRCUIT DESIGN** By D. F. Stout, edited by M. Kaufman  
 617/97X Pub. Pr., \$29.95 Club Pr., \$17.50

**ANALOG SYSTEMS FOR MICROPROCESSORS AND MINICOMPUTERS** By P. H. Garrett  
 786/496 Pub. Pr., \$18.95 Club Pr., \$14.95

**ENCYCLOPEDIA OF COMPUTER SCIENCE**  
 Edited by A. Ralston & C. L. Meek  
 769/01X Pub. Pr., \$60.00 Club Pr., \$39.95

**MICROPROCESSOR AND MICROCOMPUTER SYSTEMS** By G. V. Rao  
 783/659 Pub. Pr., \$24.50 Club Pr., \$19.50

**THE Z-80 MICROCOMPUTER HANDBOOK** By W. Barden, Jr.  
 784/914 Pub. Pr., \$8.95 Club Pr., \$7.60

## Why YOU should join now!

- **BEST BOOKS IN YOUR FIELD**—Books are selected from a wide range of publishers by expert editors and consultants to give you continuing access to the latest books in your field.
- **BIG SAVINGS**—Build your library and save money too! We guarantee savings of at least 15% off publishers' list prices on every book. Usually 20%, 25% or even higher!

• **BONUS BOOKS**—You will immediately begin to participate in our Bonus Book Plan that allows you savings between 70-80% off the publisher's price of many books.

- **CONVENIENCE**—14 times a year you receive the Club Bulletin FREE, fully describing the Main Selection and alternate selections, together with a dated reply card. If you want the Main Selection, you simply do nothing—it will be shipped automatically. If you want an alternate selection—or no book at all—you simply indicate it on the regular reply card and return it by the date specified. You will have at least 10 days to decide. If, because of late mail delivery of the Bulletin you should receive a book you do not want, just return it at the Club's expense.

As a Club member, you agree only to the purchase of four books (including your first selection) over a two-year period.

### Computer Professionals' Book Club

P.O. Box 582, Hightstown, New Jersey 08520

Please enroll me as a member and send me the two books indicated, billing me for my first selection only at the discounted member's price, plus local tax, postage and handling. If not satisfied, I may return the books within 10 days and my membership will be canceled. I agree to purchase a minimum of 3 additional books during the next 2 years as outlined under the club plan described in this ad. Membership in the club is continuous but cancellable by me any time after the four book purchase requirement has been fulfilled.

Write Code # of  
FREE selection here

Write Code # of  
FIRST selection here



Orders from outside the U.S. must be prepaid with international money orders in U.S. dollars.

Charge my  VISA  MASTER CHARGE\* Exp Date \_\_\_\_\_

Credit-Card # \_\_\_\_\_ \*MC Bank # \_\_\_\_\_

Signature \_\_\_\_\_

Name \_\_\_\_\_

Address \_\_\_\_\_

City, State, Zip \_\_\_\_\_

Corporate Affiliation \_\_\_\_\_

This order subject to acceptance by McGraw-Hill. All prices subject to change without notice. Offer good only to new members. A postage and handling charge is added to all shipments.

P 394 3C

shapes and sizes, and should be selected for the types of holes that might have to be made.

A metal nibbling tool can be used to make just about any needed chassis or panel opening. This tool starts at a pre-drilled hole and is guided along the area to be cut out, taking bite-size chunks out of the metal as it is moved along. Cutting a large hole in a piece of sheet metal can be a tedious procedure with a nibbling tool, but the nibbler will provide good results if care is taken in using it.

**Drills.** Perhaps the most commonly used metal-working tool from the electronics hobbyist's point of view is the electric drill. A drill for the electronics workbench should have a chuck capacity of  $\frac{1}{4}$  or  $\frac{3}{8}$  inch (6.4 or 9.5 mm) and should have variable-speed control. (Slow speeds are ideal for starting holes and for drilling through soft materials.)

The drill should also have either a three-conductor power cord and a metal body or a two-conductor cord and a double-insulated plastic body. Its motor should be rated at a minimum of  $\frac{1}{4}$  horsepower. For maximum user comfort, the drill should fit comfortably in the hand and should be well balanced.

The piece of metal that does the actual cutting of the material being drilled is called a drill bit. There are two general classes of drill bits—those composed of carbon steel and those composed of tungsten-molybdenum steel. The latter is called "high-speed steel" and is used in the manufacture of high-speed drill bits. Because of their superior cutting and wearing characteristics, high-speed bits are the clear choice for the electronics hobbyist. The most economical way to purchase an array of high-speed drill bits is in a set that includes units with diameters ranging from approximately  $\frac{3}{32}$  inch (2.4 mm) to  $\frac{1}{4}$  or  $\frac{3}{8}$  inch (6.4 or 9.5 mm).


Ancillary items for drilling and other metal work are a center punch, a ball-peen hammer, a reamer, a heavy-duty bench vise and a set of files.

At least one centerpunch is needed to make indentations in the material to be drilled at the exact centers of the holes to be made. These indentations will prevent the bit from wandering around the surface when first brought up to speed.

A reamer is used to enlarge holes in sheet metal, and can also be used to remove burrs around the perimeter of a freshly drilled hole. General-duty work calls for a  $\frac{1}{2}$ -inch (1.3-cm) tapered reamer. A heavy-duty bench vise will be



*Moody Tools  
miniature precision tools.*




*Xcelite Model 99-PR driver set.*



*Wiss metal  
shears.*



*Xcelite Model PS-89 Allen drivers.*



*Crescent Tool  
adjustable  
offset wrench*



*Many small tool sets include torque-multiplying handle.*



*Stanley Screwstart® screw holder.*



*Wahl Model 6500 PC drill attachment  
for Isotip soldering irons.*

needed if a lot of metal working will be done. It is very useful in holding chassis and other items as they are drilled or sawed. The jaws of the vise should be at least 2 inches long, and the vise should be a swivel unit which rotates in the horizontal plane. This will allow its jaws to form any desired angle with respect to the edge of the workbench.

At least four files should be kept on hand for metal work. Round, half-round, and "rat-tail" files are especially useful in opening up a hole or deburring. Most electronics metal work involves aluminum chassis. Because aluminum is relatively soft, coarse files are the best.

**Miniature Power Tools.** Hobbyists who do a lot of printed-circuit work will find most power tools to be too big and unwieldy. The answer to their problem is a miniature electric hand drill designed especially for pc applications. Among the companies that make such tools are Micro Electronics Systems, Weller, Dremel, and the Wahl Clipper Corporation.


Those printed-circuit enthusiasts who already have a Wahl "Isotip" cordless soldering iron will no doubt be interested in Wahl's Model 6500 PC Drill attachment. This unit plugs into the body of the soldering iron and converts it into a battery-powered electric drill with a No. 56 bit and an operating speed of 10,000 to 12,000 rpm. Wahl also makes specialized Electronics Technician Drills with

collet chucks designed specifically for pc applications.

A good tool to use for circuit-board work is the Dremel Moto Tool high-speed drill and grinder, which comes in models ranging from the general-purpose Model 260 to the heavy-duty, variable Model 380. Light in weight, the tool is easy to handle and accepts drill bits ranging from No. 80 to No. 30, depending on which of three chuck collets is to be used.

Another flexible hand-held power tool is the Weller Model 651K variable-speed Mini-Shop Kit. This kit includes a handheld power tool and a whole complement of drilling, grinding, polishing, sanding and cutting attachments. Such mini-tools are not for everyone, but those who do a considerable amount of close circuit-board work wouldn't be without one.

**In Conclusion.** Hands-on personal electronics calls for a work area stocked with a considerable assortment of tools, test equipment, hardware, etc. Some items are absolutely necessary; others are convenient and enhance work efficiency. Many implements can be found in any well-stocked hardware store. Others are specialty items that must be obtained from more exotic sources. Look into your needs now so that your future electronics work will be more enjoyable to pursue. ◇



Stanley Model 61-130 nut driver set.



Crescent Tool adjustable wrench set.

## THE MEAN LITTLE KIT



New compact 24-piece kit of electronic tools for engineers, scientists, technicians, students, executives. Includes 7 sizes screwdrivers, adjustable wrench, 2 pair pliers, wire stripper, knife, alignment tool, stainless rule, hex-key set, scissors, 2 flexible files, burnisher, miniature soldering iron, solder aid, coil of solder and desoldering braid. Highest quality padded zipper case, 6 x 9 x 1 3/4" inside. Satisfaction guaranteed. Send check, company purchase order or charge Visa/BankAmericard or Mastercharge. We pay the shipping charges.

**JTK-6 Tool Kit . . . . . \$78.00**



### FREE CATALOG

128 pages of hard-to-find precision tools. Also contains 5 pages of useful "Too Tips" to aid in tool selection. Send for your free copy today!

### JENSEN TOOLS INC.

1230 S. PRIEST DR. TEMPE, AZ. 85281

CIRCLE NO. 34 ON FREE INFORMATION CARD

**NEW FOR THE '80'S FROM BNA**

## PROTEUS I<sub>L</sub>

### PROGRAMMABLE PRESET LEAD SYNTHESIZER

- 2 exponential VCO's with Sync.
- Noise source
- 24 dB/octave low pass VCF
- Wide range LFO
- Wide range ADSR envelope generator
- 3 octave digital keyboard
- 16 programmable presets with ni-cad battery backup
- Preset data and address port provided.
- Liberal patch over hardware points.

QUESTIONS? How easy is it to assemble? How powerful and versatile? What are the interfacing details? The PROTEUS USING/ASSEMBLY MANUAL set answers these questions and many more.

Price—\$79.00 refundable with purchase.

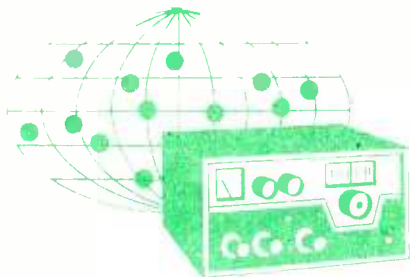
No. 8750 PROTEUS KIT . . . . .	\$399.00;
Assembled . . . . .	\$499.00

(shipped freight collect)

( ) Send the 8750 kit, \$399.00 enclosed.  
 ( ) Send the 8750 assembled, \$499 enclosed.  
 ( ) TELL ME MORE, send the 8750 Assembly & Using manual, \$10 enclosed.  
 ( ) Send FREE Catalog.

Name: \_\_\_\_\_  
 Address: \_\_\_\_\_  
 City: \_\_\_\_\_ State: \_\_\_\_\_ Zip: \_\_\_\_\_  
 Dept. 3-P, 1020 W. Wilshire  
**BNA** Electronics Oka. City, OK 73116

CIRCLE NO. 47 ON FREE INFORMATION CARD



# DX Listening

By Glenn Hauser

## CANADIAN CAPERS

**WHEN THEY** have a choice, avid short-wave listeners usually prefer tuning in a country's domestic service (especially if it's in English), rather than the international service. Domestic relays on shortwave last for many hours, allowing foreigners to get essentially the same radio programming heard within the country.

International services tailor their programs for a foreign audience, in repetitive blocks that are typically only 30 to 60 minutes long. International broadcasters believe it is part of their job to explain basic facts about their country; they assume their audience is basically ignorant. So for example, the Voice of America usually tacks on a geographical locator when mentioning a certain state—"the midwestern state of Ohio" and so on.

Despite the great overlap in culture between the USA and Canada, Radio Cana-

da International does the same thing: Nova Scotia has to be identified as an "Atlantic province." But such talking-down to an audience goes much deeper. Humor, for instance, is seldom broadcast; when carried, it is carefully screened or explained. CBC domestic radio generally has one or two Canadian comedy shows running, but to hear them one must tune in something besides Radio Canada International.

For many years now, RCI has been the victim of its own misconceptions about how best to fulfill its mission with the limited resources available. A study showed that, to be effective, a high degree of redundancy must be introduced. (This may be true for distant target areas, but not for the country next door!) As a result, the same half-hour program (except for news updates and the Sunday DX-Digest) is broadcast to the USA

four times each evening (five times in the summer), in the hope that at least one of the airings will reach all listeners.

A secondary reason is the time-zone difference. While this does introduce a convenience factor, it is absurd to assume that everyone listens to the radio only at 8 pm local time. The fact is that everyone in North America can hear all of the broadcasts without difficulty.

Of course, it requires much more than half a man-hour to produce a half-hour program. But RCI could better serve its American audience by continuing to produce its special 'for external use only' program and broadcast it twice, liberating another hour (which ought to be in a one-hour block instead of two half-hour blocks) for re-broadcasting some of the best Canadian domestic radio programs. This would simply be a matter of juggling tapes and should involve very little additional production costs.

RCI is constantly faced with budget problems. An obvious solution would seem to be to relay more domestic programming and produce less original programming. The RCI staff would probably consider this a step backwards, an admission of defeat, while RCI listeners would welcome access to more Canadian domestic radio via powerful short-wave transmitters.

What about the CBC Northern Shortwave Service? For many years, Americans have had an alternative to RCI. But the mission of the CBC NS is not to allow Americans to listen to CBC domestic radio. On the contrary, its mission is to serve the few remaining isolated areas in the Canadian North where there is still no local radio and no satellite receiving terminals.

The director of CBC NS revealed in an interview on RCI that the Northern Service is mainly concerned with reaching only 13,000 people in northern Quebec, the native language of the great majority of whom is either Inuktituk or Cree. The fact that many CBC NS programs are still in English is considered a necessary evil, resulting from a limitation of resources necessary to produce programming mainly in Inuktituk and Cree.

But CBC NS has been making progress. Little by little they have been systematically dropping English-language programs. Last year, among those to be dropped were: the last hour of "Morningside" on weekdays; the first third of "As It Happens", and then all of it; "Booktime", "Eclectic Circus", and the weeknight entertainment strip at 8:04 pm local, which includes comedy, drama, nostalgia and quiz shows.

**Americanization of Programs.** Ironically, much of the time gained in this way has been given over to playing American-style country and western music, with native lyrics, which is undeniably popular among the Indians and Inuit, but is no more native to their cultures than Beethoven or Barbara Frum. Perhaps we should charitably consider this a remarkable effort by English Canada to cease imposing its cultural values on native peoples. In reality, it seems to be a case of "give 'em what they want," rather than "give 'em what they need."

I maintain that this trend is *not* progress, but serves to further isolate native peoples from some of the best aspects of western culture. An RCI spokesman maintains that it

# HOLD IT! Anywhere you want it.

PanaVise tilts, turns, rotates. One quick turn of the control knob and you securely position your work exactly where you want it. Holds firmly but gently the most delicate electronic parts and P. C. boards.

Whether you're into building home electronics, trouble shooting, or professional servicing . . . you'll wonder how you got along without this modestly priced 'extra hand.'

Model 396 Wide Opening PanaVise shown. An ingenious variety of other interchangeable bases, holders and accessories also available. See your electronics distributor, or write for FREE brochure.

**PANA VISE**® Dept. CE12  
2850 29th Street, Long Beach, CA 90806



CIRCLE NO. 48 ON FREE INFORMATION CARD

is progress; and we are frequently reminded that the American audience is of no concern to the CBC NS.

Fortunately, there is some hope that RCI will adopt some of the programs dropped by CBC NS. The RCI broadcast of "As It Happens" (the weeknightly newsmagazine which inspired NPR's "All Things Considered" in the USA) has become one of its most popular items. For the past several months, RCI's new director, Betty Zimmerman, has been reevaluating how RCI can best fulfill its mission with an inadequate budget, and carrying more domestic programs on shortwave is one of the options.

RCI's own programs throughout the evening are carried on from three to five frequencies at once. By breaking away just one of these, an alternative programme of CBC domestic radio could be made available to U.S. listeners, while traditional RCI programs to be broadcast on the remaining channels.

There is still another alternative for U.S. listeners: Tune in to CBC Radio on AM (in some cases, FM). Americans close enough to the border can get CBC Radio via a "clear" channel at night, and even closer to the border, they can be heard also in the daytime. These are the main ones: Halifax 360, Moncton 1070, Montreal 940, Toronto 740, Windsor 1550, Thunder Bay 800, Winnipeg 990, Regina 540, Calgary 1010, Edmonton 740, Vancouver 690.

Unfortunately, CBC domestic radio itself is embarking on a trend in the wrong direction. Big changes are in store during the prime-time hours of 8-10 pm as of March 31. Currently, after the 4-minute 8:00 o'clock news, there is a different 25-minute entertainment program each night, followed by an hour and a half of a different musical style (quebecois, folk, country, rock, jazz). CBC programmers have now seen the (American) light and decided to take all this material and mix it up together into a two-hour magazine each weeknight, without any specific identity. In a way, that'll be a help to listeners like me, giving me two hours during which I can safely not listen to CBC. Little gems from "Dr. Bundo's Pandemonium Medicine Show" may be in there somewhere, but damned if I'm going to sit through 10 hours to find it.

Canada is inundated by American culture, including American radio and TV. It's a constant topic of concern, and moves frequently surface to Canadianize their own broadcasting services. This is certainly all to the good. Not only Canadians, but Americans are bombarded with too much American-style programming in too little variety.

But why doesn't CBC retaliate, by making an effort to get Canadian programming into the U.S.A.? An old-fashioned inferiority complex may be at work here: Canadians like to run down the efforts of CBC as second-rate, while tuning in to American (or American-style) commercial stations and networks in large numbers.

**The Grass Is Always Greener.** Americans who have had a taste of noncommercial CBC Radio, a national network with block programming of classical concerts, book readings, science programs, children's programs, a weekly nationwide call-in, drama, documentary, comedy and satire—in other words, a well-rounded, intelligent radio service—are eager to hear more CBC Radio.

Reception of CBC NS on shortwave is not reliable, nor is it intended to be in the U.S.A. Two 250-kilowatt transmitters in New Brunswick operate at half-power on a beam heading of 348° (almost due north), so we are lucky to hear anything at all, more or less off the side of the beam. The problem is compounded by the extremely conservative frequency policy of CBC NS. All their frequencies suffer various degrees of interference, ranging from light to extreme, but no changes are ever made to improve the situation as far as reception is concerned.

There is a final ray of hope for would-be American listeners to CBC Radio. Though certainly there are small numbers of hunters,

hermits and nomads throughout the vast Canadian North not within range of a community radio station and without a dish to receive satellite service, it's questionable whether these people actually depend on shortwave while it is still available. Once that pocket of 13,000 shortwave-dependent people in northern Quebec is served by satellite and local radio, CBC NS may consider its shortwave mission accomplished, and close down that portion of its effort. This would liberate two powerful transmitters for other uses. We can hope that at least one of them would be dedicated to dawn-to-midnight broadcasts of CBC Radio toward the USA. It would serve us right. ◇

# Buy Tools DIRECT at Rock-Bottom Prices!

**FREE 10-Pc. DRILL BIT SET WITH FIRST ORDER!**

**STANLEY** Name brand Tools & Hardware at Low Industrial Prices

**SKIL** Black & Decker 2 speed jig saw

**DISSTON** RIDGID

**CHAN NEL LOCK** **WEN**

**Rockwell** **6,000 NAME BRAND ITEMS**

**LUFKIN** **S-K** **DREMEL** **Milwaukee** **PROTO** **Kennedy**

Buy direct from U.S. General's catalog and enjoy "Insider's Confidential" prices on hand tools, power tools, automotive tools, motors, handyman supplies—6,000 nationally advertised name brand items at rock-bottom prices. Save on all the famous names you know and trust—Stanley, Wiss, Disston, Skil, Kennedy, Lufkin, Rockwell, Black & Decker, plus many, many more.

Thousands of serious minded craftsmen, mechanics, homeowners and hobbyists each send us \$1.00 just to get this big 196-page catalog of fantastic buys on brand name tools, hardware, and accessories.

Our bargains are too great and our prices too low for us to give away this big catalog to people who aren't really interested. So we ask for \$1 simply to discourage curiosity seekers.

But the way we look at it, the catalog is REALLY free! You get a \$1 Cash Certificate with your catalog. Spend the Certificate just like money with your first order. Or if you're not 100% satisfied with the catalog, send the Certificate back to us and we'll refund your dollar—you keep the catalog.)

As an extra "thank you" for acting now, you'll also receive with your first order no matter how small—a 10-piece High Test Steel Drill Bit Set (worth about \$4.00) absolutely FREE.

U.S. General Supply Corp., 100 General Place, Jericho, N.Y. 11753.

© COPYRIGHT 1980 U.S. GENERAL SUPPLY CORP.

CIRCLE NO. 60 ON FREE INFORMATION CARD

## Who buys from U.S. General?

Thousands of individuals and companies. Here's a partial list of firms from our last 6 to 9 months customer list:

General Motors Corp. • Ford • Chrysler • Texaco  
 • IBM • B.F. Goodrich • General Electric •  
 RCA • E.I. DuPont • Westinghouse • Timex  
 • Kaiser Aluminum • Corning • Sylvania •  
 Johns-Manville • Union Carbide • TWA •  
 Ingersoll Rand • Boise Cascade • Ethan Allen

**Same low prices for you--  
no minimum order required!**


U.S. General Supply Corp.  
 100 General Place Dept. A-404  
 Jericho, N.Y. 11753

I enclose \$1. Please send your new 196-page fully illustrated Confidential Tool & Hardware Catalog. Also include a Certificate worth \$1.00 on my first purchase. If I am not 100% satisfied with the Catalog, my \$1 will be immediately refunded.

(Print) Name \_\_\_\_\_

Address \_\_\_\_\_

City \_\_\_\_\_ State \_\_\_\_\_ Zip \_\_\_\_\_



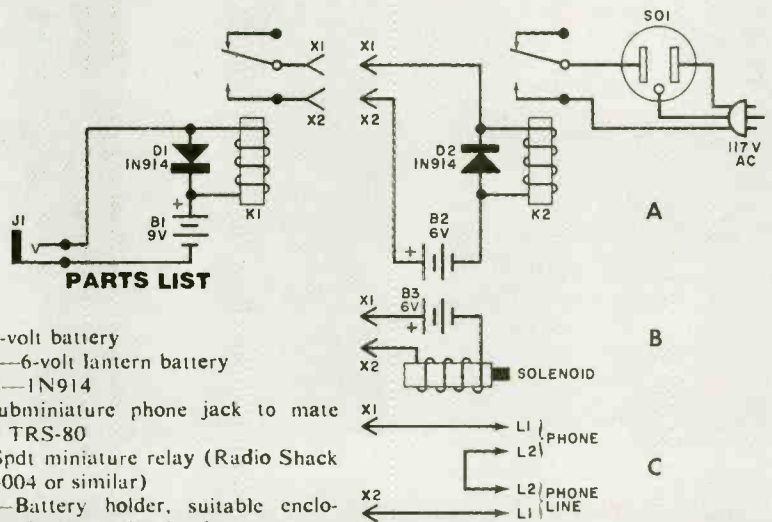
# USE YOUR TRS-80 AS A COMBINATION LOCK

BY HOWARD BERENBON

*Program plus simple circuit control  
doors, appliances, and telephone lines*

**I**F YOU own a TRS-80 microcomputer, there is a very simple control application that will enable it to "guard" electrically operated devices such as lights, radio or TV receivers, the telephone line, or a spare-parts cabinet with an electric lock. Although breaking the combination would be very difficult, accessibility of control lines from the computer would leave the system vulnerable to a determined intruder. So where the ultimate in security is required, the foregoing problem should be addressed.

The TRS-80 combination lock program allows you to enter a unique numerical sequence into your computer. When that combination is entered again later, the program activates the TRS-80 cassette remote control plug. A simple external circuit (Fig. 1) connected to this plug then triggers the electric lock circuit. The external control circuit remains



*Fig. 1. When computer gets correct combination, it sends a signal to energize K1, which can control other circuits as in A, B, and C.*



Start Computing For Just \$129.95 With An 8085-Based Professional Computer Kit—

# Explorer/85

100% compatible with all 8080A and 8085 software & development tools!

No matter what your future computing plans may be, Level "A"—at \$129.95—is your starting point.

Starting at just \$129.95 for a Level "A" operating system, you can now build the exact computer you want. Explorer/85 can be your beginner's system, OEM controller, or IBM-formatted 8" disk small business system... yet you're never forced to spend a penny for a component or feature you don't want and you can expand in small, affordable steps!

Now, for just \$129.95, you can own the first level of a fully expandable computer with professional capabilities—a computer which features the advanced Intel 8085 cpu, thereby giving you immediate access to all software and development tools that exist for both the 8085 and its 8080A predecessor (they are 100% software compatible)—a computer which features onboard S-100 bus expansion—plus instant conversion to mass storage disk memory with either 5-1/4" diskettes or standard IBM-formatted 8" disks.

For just \$129.95 (plus the cost of a power supply, keyboard/terminal and RF modulator, if you don't have them already), Explorer/85 lets you begin computing on a significant level... applying the principles discussed in leading computer magazines... developing "state of the art" computer solutions for both the industrial and leisure environment.

## Level "A" Specifications

Explorer/85's Level "A" system features the advanced Intel 8085 cpu, an 8355 ROM with 2k deluxe monitor/operating system, and an 8155 ROM-I/O—all on a single motherboard with room for RAM/ROM/PROM/EPROM and S-100 expansion, plus generous prototyping space.

Level "A" makes a perfect OEM controller for industrial applications and is available in a special Hex Version which can be programmed using the Netronics Hex Keypad/Display.

PC Board: glass epoxy, plated through holes with solder mask • I/O: provisions for 25-pin (DB25) connector for terminal serial I/O, which can also support a paper tape reader... provision for 24-pin DIP socket for hex keypad/display... cassette tape recorder input... cassette tape recorder output... speaker output... LED output indicator on SOD (serial output) line... printer interface (less drivers)... total of four 8-bit plus one 6-bit I/O ports • Crystal Frequency: 6.144 MHz • Control Switches: reset and user (RST 7.5) interrupt... additional provisions for RST 5.5, 6.5 and TRAP interrupts onboard • Counter/Timer: programmable, 14-bit binary • System RAM: 256 bytes located at F800, ideal for smaller systems and for use as an isolated stack area in expanded systems... RAM expandable to 64k via S-100 bus or 4K on motherboard.

System Monitor (Terminal Version): 2k bytes of deluxe system monitor ROM located at F000 leaving 0000 free for user RAM/ROM. Features include tape load with labeling... tape dump with labeling... examine/change contents of memory... insert data... warm start... examine and change all registers... single step with register display at each break point, a debugging/training feature... go to execution address... move blocks of memory from one location to another... fill blocks of memory with a constant... display blocks of memory... automatic baud rate selection... variable display line length control (1-255 characters/line)... channelized I/O monitor routine with 8-bit parallel output for high speed printer... serial console in and console out channel so that monitor can communicate with I/O ports.

System Monitor (Hex Version): Tape load with labeling... tape dump with labeling... examine/change contents of memory... insert data... warm start... examine and change all registers... single step with register display at each break point, a debugging/training feature... go to execution address... move blocks of memory from one location to another... fill blocks of memory with a constant... display blocks of memory... automatic baud rate selection... variable display line length control (1-255 characters/line)... channelized I/O monitor routine with 8-bit parallel output for high speed printer... serial console in and console out channel so that monitor can communicate with I/O ports.

## Netronics R&D Ltd., Dept. PE-3

333 Litchfield Road, New Milford, 06776

Please send the items checked below—

- Explorer/85 Level "A" Kit (ASCII Version), \$129.95 plus \$3 p&h.
- Explorer/85 Level "A" Kit (Hex Version), \$129.95 plus \$3 p&h.
- 8k Microsoft BASIC on cassette tape, \$64.95 postpaid.
- 8k Microsoft BASIC in ROM Kit (requires Levels "B," "D," and "E"), \$99.95 plus \$2 p&h.
- Level "B" (S-100) Kit, \$49.95 plus \$2 p&h.
- Level "C" (S-100 6-card expander) Kit, \$39.95 plus \$2 p&h.
- Level "D" (4k RAM) Kit, \$69.95 plus \$2 p&h.
- Level "E" (EPROM/ROM) Kit, \$55.95 plus \$0 p&h.
- Deluxe Steel Cabinet for Explorer/85, \$49.95 plus \$3 p&h.
- ASCII Keyboard/Computer Terminal Kit (features a full 128 character set, upper & lower case, full cursor control, 75 ohm video output convertible to baudot output, selectable baud rate, RS232-C or 20 ma. I/O, 32 or 64 character by 16 line formats, and can be used with either a CRT monitor or a TV set (if you have an RF modulator), \$149.95 plus \$2.50 p&h.
- Hex Keypad/Display Kit, \$69.95

plus \$2 p&h.

Deluxe Steel Cabinet for ASCII Keyboard/Computer Terminal, \$19.95 plus \$2.50 p&h.

Power Supply Kit (±8V @ 5 amps) in deluxe steel cabinet, \$39.95 plus \$2 p&h.

Gold Plated S-100 Bus Connectors, \$4.85 each, postpaid.

RF Modulator Kit (allows you to use your TV set as a monitor), \$8.95 postpaid.

16k RAM Kit (S-100 Board expands to 64k), \$199.95 plus \$2 p&h.

32k RAM Kit, \$329.95 plus \$2 p&h.

48k RAM Kit, \$459.95 plus \$2 p&h.

64k RAM Kit, \$589.95 plus \$2 p&h.


16k RAM Expansion Kit (to expand any of the above up to 64k), \$139.95 plus \$2 p&h each.

Intel 8085 cpu User's Manual, \$7.50 postpaid.

Special Computer Grade Cassette Tapes, \$1.90 each or 3 for \$5, postpaid.

12" Video Monitor (10 MHz bandwidth), \$139.95 plus \$5 p&h.

North Star Double Density Floppy Disk Kit (One Drive) for Explorer/85 (includes 3 drive S-100 controller, DOS, and extended BASIC with per-



registers... single step with register display at each break point... go to execution address. Level "A" in the Hex Version makes a perfect controller for industrial applications and can be programmed using the Netronics Hex Keypad/Display.



Hex Keypad/Display.

## Level "B" Specifications

Level "B" provides the S-100 signals plus buffers/drivers to support up to six S-100 bus boards and includes: address decoding for onboard 4k RAM expansion select-able in 4k blocks... address decoding for onboard 8k EPROM expansion select-able in 8k blocks... address and data bus drivers for onboard expansion... wait state generator (jumper selectable), to allow the use of slower memories... two separate 5 volt regulators.



Explorer/85 with Level "C" card cage.

## Level "C" Specifications

Level "C" expands Explorer's motherboard with a card cage, allowing you to plug up to six S-100 cards directly into the motherboard. Both cage and cards are neatly contained inside Explorer's deluxe steel cabinet.

Level "C" includes a sheet metal superstructure, a 5-card gold plated S-100 extension PC board which plugs into the motherboard. Just add required number of S-100 connectors.

## Level "D" Specifications

Level "D" provides 4k or RAM, power supply regulation, filtering decoupling components and sockets to expand your Explorer/85 memory to 4k (plus the original 256 bytes located in the 8155A). The static RAM can be located anywhere from 0000 to EFFF in 4k blocks.

## Level "E" Specifications

Level "E" adds sockets for 8k of EPROM to use the popular Intel 2716 or the TI 2516. It includes all sockets, power supply regulator, heat sink, filtering and decoupling components. Sockets may also be used for soon to be available RAM IC's (allowing for up to 12k of onboard RAM).

## Order A Coordinated Explorer/85 Applications Pak!

Experimenter's Pak (SAVE \$12.50)—Buy Level "A" and Hex Keypad/Display for \$199.90 and get FREE Intel 8085 user's manual plus FREE postage & handling!

Student Pak (SAVE \$24.45)—Buy Level "A," ASCII Keyboard/Computer Terminal, and Power Supply for \$319.85 and get FREE RF Modulator plus FREE Intel 8085 user's manual plus FREE postage & handling!

Engineering Pak (SAVE \$41.00)—Buy Levels "A," "B," "C," "D," and "E" with Power Supply, ASCII Keyboard/Computer Terminal, and six S-100 Bus Connectors for \$514.75 and get 10 FREE computer grade cassette tapes plus FREE 8085 user's manual plus FREE postage & handling!

Business Pak (SAVE \$89.95)—Buy Explorer/85 Levels "A," "B," and "C" (with cabinet), Power Supply, ASCII Keyboard/Computer Terminal (with cabinet), 16k RAM, 12" Video Monitor, North Star S-1/4" Disk Drive (includes North Star BASIC) with power supply and cabinet, all for just \$1599.40 and get 10 FREE 5-1/4" minidiskettes (\$49.95 value) plus FREE 8085 user's manual plus FREE postage & handling!

Total Enclosed \$ (Conn. res. add sales tax) By—  
 Personal Check  M.O./Cashier's Check  Visa  Master Charge (Bank # \_\_\_\_\_)

Acct. # \_\_\_\_\_ Signature \_\_\_\_\_ Exp. Date \_\_\_\_\_  
 Print Name \_\_\_\_\_ Address \_\_\_\_\_  
 City \_\_\_\_\_ State \_\_\_\_\_ Zip \_\_\_\_\_

Send Me Information

Continental U.S.A. Credit Card Buyers Outside Connecticut  
**CALL TOLL FREE 800-243-7428**

To Order From Connecticut Or For Technical Assistance, Etc. Call (203) 354-9375

sonalized disk operating system—just plug it in and you're up and running! \$699.95 plus \$5 p&h.

Power Supply Kit for North Star Disk Drive, \$39.95 plus \$2 p&h.

Deluxe Case for North Star Disk Drive, \$39.95 plus \$2 p&h.

Experimenter's Pak (see above), \$199.90 postpaid.

Student Pak (see above), \$319.85 postpaid.

Engineering Pak (see above), \$514.75 postpaid.

Business Pak (see above), \$1599.40 postpaid.

Total Enclosed \$ (Conn. res. add sales tax) By—  
 Personal Check  M.O./Cashier's Check  Visa  Master Charge (Bank # \_\_\_\_\_)

Acct. # \_\_\_\_\_ Signature \_\_\_\_\_ Exp. Date \_\_\_\_\_  
 Print Name \_\_\_\_\_ Address \_\_\_\_\_  
 City \_\_\_\_\_ State \_\_\_\_\_ Zip \_\_\_\_\_

Send Me Information

By Netronics

## ASCII/BAUDOT STAND ALONE



# Computer Terminal

COMPLETE FOR ONLY \$149.95

The Netronics ASCII/BAUDOT Computer Terminal Kit is a microprocessor-controlled, stand alone keyboard/terminal requiring no computer memory or software. It allows the use of either a 64 or 32 character by 16 line professional display format with selectable baud rate, RS232-C or 20 ma. output, full cursor control and 75 ohm composite video output.

The keyboard follows the standard typewriter configuration and generates the entire 128 character ASCII upper/lower case set with 96 printable characters. Features include onboard regulators, selectable parity, shift lock key, alpha lock jumper, a drive capability of one TTY load, and the ability to mate directly with almost any computer, including the new Explorer/85 and ELF products by Netronics.

The Computer Terminal requires no I/O mapping and includes 1k of memory, character generator, 2 key rollover, processor controlled cursor control, parallel ASCII/BAUDOT to serial conversion and serial to video processing—fully crystal controlled for superb accuracy. PC boards are the highest quality glass epoxy for the ultimate in reliability and long life.

## VIDEO DISPLAY SPECIFICATIONS

The heart of the Netronics Computer Terminal is the microprocessor-controlled Netronics Video Display Board (VID) which allows the terminal to utilize either a parallel ASCII or BAUDOT signal source. The VID converts the parallel data to serial data which is then formatted to either RS232-C or 20 ma. current loop output, which can be connected to the serial I/O on your computer or other interface, i.e., Modem.

When connected to a computer, the computer must echo the character received. This data is received by the VID which processes the information, converting to data to video suitable to be displayed on a TV set (using an RF modulator) or on a video monitor. The VID generates the cursor, horizontal and vertical sync pulses and performs the housekeeping relative to which character and where it is to be displayed on the screen.

Video Output: 1.5 P/P into 75 ohm (EIA RS-170) • Baud Rate: 110 and 300 ASCII • Outputs: RS232-C or 20 ma. current loop • ASCII Character Set: 128 printable characters—



BAUDOT Character Set: A B C D E F G H I J K L M N O P Q R S T U V W X Y Z - ? : \* 3 \$ # ( ) . , ' 9 0 1 4 ! 5 7 ; 2 / 6 8 • Cursor Modes: Home, Backspace, Horizontal Tab, Line Feed, Vertical Tab, Carriage Return. Two special cursor sequences are provided for absolute and relative X-Y cursor addressing • Cursor Control: Erase, End of Line, Erase of Screen, Form Feed, Delete • Monitor Operation: 50 or 60Hz (jumper selectable).

## Continental U.S.A. Credit Card Buyers Outside Connecticut CALL TOLL FREE 800-243-7428

To Order From Connecticut Or For Technical Assistance, Etc. Call (203) 354-9375

Netronics R&D Ltd., Dept. PE-3  
 333 Litchfield Road, New Milford, CT 06776

Please send the items checked below—

- Netronics Stand Alone ASCII Keyboard/Computer Terminal Kit, \$149.95 plus \$3.00 postage & handling.
- Deluxe Steel Cabinet for Netronics Keyboard/Terminal In Blue/Black Finish, \$19.95 plus \$2.50 postage and handling.
- Video Display Board Kit alone (less keyboard), \$89.95 plus \$3 postage & handling.
- 12" Video Monitor (10 MHz bandwidth) fully assembled and tested, \$139.95 plus \$5 postage and handling.
- RF Modulator Kit (to use your TV set for a monitor), \$8.95 postpaid.
- 5 amp Power Supply Kit In Deluxe Steel Cabinet (±8VDC @ 5 amps, plus 6-8 VAC), \$39.95 plus \$2 postage & handling.

Total Enclosed (Conn. res. add sales tax) \$ \_\_\_\_\_

By—  
 Personal Check  Cashiers Check/Money Order  Visa  Master Charge (Bank # \_\_\_\_\_)

Acct. # \_\_\_\_\_ Signature \_\_\_\_\_ Exp. Date \_\_\_\_\_  
 Print Name \_\_\_\_\_ Address \_\_\_\_\_  
 City \_\_\_\_\_ State \_\_\_\_\_ Zip \_\_\_\_\_

Send Me More Information

**TABLE I—LEVEL-I BASIC PROGRAM**

```

0100 PRINT "TRS-80 COMBINATION LOCK"
0110 PRINT "FOR LEVEL I BASIC"
0120 PRINT
0130 PRINT "COPYRIGHT (C) 1979 BY HOWARD BERENBON"
0140 PRINT
0150 PRINT "ENTER MODE (1) LOAD NEW COMBINATION"
0160 PRINT TAB(11)"(2) ACCESS COMBINATION LOCK"
0170 INPUT A
0180 IF A=1 THEN 210
0190 IF A=2 THEN 270
0200 GOTO 150
0210 PRINT "LOAD NEW COMBINATION"
0220 PRINT "ENTER UP TO 6 DIGITS PER VARIABLE"
0230 PRINT "IN THE FORM: X,Y,Z"
0240 INPUT X,Y,Z
0250 PRINT "COMBINATION LOADED"
0260 GOTO 150
0270 CLS
0280 PRINT "ACCESS MODE"
0290 PRINT
0300 PRINT "ENTER COMBINATION"
0310 N=5
0320 INPUT U,U,W
0330 N=N-1
0350 IF (X=U) * (Y=U) * (Z=W) THEN 380
0360 GOTO 550
0380 GOSUB 600
0390 INPUT #A
0500 PRINT "NO ENTRY"
0510 GOTO 510
0550 IF N=0 THEN 500
0560 PRINT "RE-ENTER"
0570 GOTO 320
0600 PRINT "OPEN"
0610 RETURN

```

**TABLE II—LEVEL-II BASIC PROGRAM**

```

0100 PRINT "TRS-80 COMBINATION LOCK"
0110 PRINT "FOR LEVEL II BASIC"
0120 PRINT
0130 PRINT "COPYRIGHT (C) 1979 BY HOWARD BERENBON"
0140 PRINT
0150 PRINT "ENTER MODE (1) LOAD NEW COMBINATION"
0160 PRINT TAB(11)"(2) ACCESS COMBINATION LOCK"
0170 INPUT A
0180 IF A=1 THEN 210
0190 IF A=2 THEN 270
0200 GOTO 150
0210 PRINT "LOAD NEW COMBINATION"
0220 PRINT "ENTER UP TO 25 CHARACTERS"
0230 PRINT "LETTERS AND/OR NUMBERS"
0240 INPUT A$
0250 PRINT "COMBINATION LOADED"
0260 GOTO 150
0270 CLS
0280 PRINT "ACCESS MODE"
0290 PRINT
0300 PRINT "ENTER COMBINATION"
0310 N=5
0320 N=N-1
0330 INPUT B$
0340 IF A$(<N) THEN 550
0360 GOSUB 600
0370 INPUT #-1,A
0500 PRINT "NO ENTRY"
0510 GOTO 510
0550 IF N=0 THEN 500
0560 PRINT "RE-ENTER"
0570 GOTO 320
0600 PRINT "OPEN"
0610 RETURN

```

activated until the TRS-80 RESET pushbutton is depressed.

**Software.** Programs for the lock combination are illustrated for Level-I and Level-II BASIC. The Level-I program (Table I) permits up to 18 digits to be used for the combination. After running the program, the computer will request a mode entry. Entering a "1" allows the loading of a new combination. The entry is in the form: x, y, z, with entry limited to 6 digits per variable. Entering a "2" will allow access to the entry mode for operating the control circuit. As an example, assume that, for x,y,z, we use 19034,001,1705 the two commas being required to separate the variables. If the size of the combination is limited to 12 digits and variables x and y are filled with 6 digits each, a 0 must be entered for variable z. Thus, a correct entry might be 190340,170501,0.

After the access mode is entered, the program is locked into that mode. Now the correct combination will activate the control circuit, and OPEN will be displayed on the monitor screen. If there is an error in entry, the program will print RE-ENTER, calling for re-entry of the combination. After five unsuccessful attempts to match the stored combination, the program will print NO ENTRY and loop

at line #510. Depress the BREAK key to return to READY.

The Level-II version allows entry of numbers and letters for the combination and is limited to 25 characters. After the program is loaded, you are requested to select the mode (1 or 2). To enter a new combination, type a "1." Entering a "2" will allow access to the entry mode for operating the control circuit. The combination of 25 characters (using no commas) or less can be entered. An example of a suitable combination is: 19034ABCDEFXYZ.

As before, the program locks into the access mode once it is entered. Entering the correct combination will activate the control circuit, and OPEN will be displayed on the monitor screen. If there are errors in entry, the Level-II program behaves exactly as does the Level-I version.

**Hardware.** The remote control plug from the TRS-80 cassette interface is inserted into jack J1 shown in Fig. 1. When the correct combination is entered, relay K1 will be activated. The contacts of K1 can be used to control a wide variety of other circuits as the examples in Fig. 1 show.

In example A, relay K1 is used to activate a relay with a higher power rat-

ing (K2) to control lighting or appliances connected to SO1. In example B, a solenoid (K3) is used to create a computer-activated door lock. The plunger of the solenoid then operates the latch on the door of a room or safe.

For a phone lock, example C, the normally open contacts of K1 are connected in series with L1 of the phone. (Note: Any connection made to the phone line must be approved by your local telephone company.) The phone will be totally inactive when this circuit is connected. When the correct combination is entered and the signal is received from the computer, the phone will be connected to the line as in normal use. This arrangement is most useful if one phone is left active for receiving incoming calls, and extension phones are controlled by the computer lock.

The examples given serve only to demonstrate how the TRS-80 combination lock program might be applied. Any device or system that can be relay-controlled can be kept under security by the program. If means can be developed for attaching a remote keypad (with secure leads) to the TRS-80 to allow entry of the combination, the computer could be kept in the secured area. The program would then represent a sophisticated electronic locking system. ◇

# Sabtronics new counter gives you 600 MHz capability for only \$89.95



This highly accurate frequency counter can be yours at the unbelievably low price of \$89.95. The Sabtronics 8610A is your best buy today in a lab-quality instrument.

**We spent our efforts where they count:** applying Sabtronics' advanced digital technology in the design and engineering of a superior frequency counter — in simple kit form.

**You count your savings:**

You spend a little time (and a lot less

**BRIEF SPECIFICATIONS**

• Frequency Range: 10 Hz to 600 MHz guaranteed (5 Hz to 750 MHz typical). • Sensitivity:  $\leq 10$  mV RMS, 10 Hz to 100 MHz, prescaler mode; 50 mV RMS, 100 MHz to 450 MHz; 70 mV RMS, 450 MHz to 600 MHz • Impedance: 1 M $\Omega$ , 10 MHz & 100 MHz range; 50 $\Omega$ , 600 MHz • Temperature Stability: 0.1 ppm/ $^{\circ}$ C • Gate Time: Switch-selectable, 0.1 sec., 1 sec., 10 sec. • Ageing Rate:  $\leq \pm 5$  ppm/yr • Accuracy: 1 ppm + 1 digit. • Input Protection: 150 V RMS, 5 Hz to 10 kHz; 90 V RMS, 10 kHz to 2 MHz; 30 V RMS, 2 MHz to 100 MHz; 10 V RMS, 100 MHz to 750 MHz. • Power Requirement: Battery-operated, 4.5 to 6.5 VDC @ 300 mA. External power supply, 7.5 to 9 VDC @ 300 mA • Size: 8"W x 6.5"D x 3"H (203 x 165 x 76 mm) • Weight: Without batteries, 1.2 lbs. (0.54 kg).

money!) for a compact bench-portable counter that measures up to 600MHz (typically even higher).

**Measures up on every count:**

It has what you want. Guaranteed from 10Hz to 600MHz in three ranges (typically 5Hz to 750MHz). Sensitivity that holds well over the entire range. Selectable gate time for optimum resolution: 0.1, 1, or 10 seconds. With a stability of 0.1 ppm/ $^{\circ}$ C. And the guaranteed frequency range has a measurement accuracy of 1 ppm + 1 digit -0.0001%.

Highly accurate time base and excellent ageing rate. 8-digit LED display with automatic decimal point placement, leading zero suppression and overflow indicator.

**Start counting the day you receive it:** You can assemble your 8610A in an evening with our easy-to-follow, step-by-step instruction manual.

**Count on satisfaction:** Keep our kit for 10 days' free trial examination. If you're not completely satisfied for any reason whatsoever, simply return it unassembled for a prompt and courteous refund of your purchase price.

*Making Performance Affordable*

**sabtronics** INTERNATIONAL INC.

5709 North 50th Street Tampa, Florida 33610

Call Toll Free 1 - 800 - 237 - 5567

(Continental U.S. Only)

To: Sabtronics International, Inc. 5709 North 50th St., Tampa, Florida 33610  
 Please send me \_\_\_\_\_ Model 8610A  
 Frequency Counter Kits @ \$89.95 ea. \$ \_\_\_\_\_  
 Shipping & handling, per kit, \$6.00\* \$ \_\_\_\_\_  
 Florida residents add 4% sales tax \$ \_\_\_\_\_  
 Total enclosed \$ \_\_\_\_\_  
 I enclose  check  money order. (For faster delivery, send cashier's check or money order. Please allow time for personal checks to clear bank.)  
 Charge:  Visa  Master Charge  
 Account No. \_\_\_\_\_ Exp. Date \_\_\_\_\_  
 Name \_\_\_\_\_  
 Address \_\_\_\_\_  
 City \_\_\_\_\_ State \_\_\_\_\_ Zip \_\_\_\_\_  
 \*US only. Canada: \$7.50. Foreign, air mail, \$21.00.



**L**AST MONTH, we examined that portion of the radio spectrum below 500 kHz. Now we shall turn our attention to longwave receiving equipment, antennas, and the license-free, 1750-meter experimenters' band.

Communications gear capable of tuning below 500 kHz is a prerequisite to any exploration of the long waves. Receivers can be purchased as military surplus or as commercial products in new or used condition. It is also possible to buy or construct a receiving converter that will extend the frequency range of a multiband, shortwave set.


**Surplus Receivers.** A fairly large number of surplus receivers can be tuned down to 150 kHz or so, but few reach into the tens of kilohertz. Many surplus receivers require restoration if they are to be put back in working order. Most need some modification to be compatible with a source of 120-volt, 60-cycle alternating current.

Among the more suitable and commonly available surplus receivers are the BC-453, BC-1206-A, BC-348, ARB, and RAK-7. If you want to tune down to 10 or 20 kHz, some of the surplus receivers you should consider are the R-439, URM-41, RBA, RBL, and R-389/URR. The last-mentioned receiver, made for the government by Collins Radio in the fifties, is an excellent all-round communications unit whose coverage extends to very low frequencies. Try to obtain the instruction manual and schematic of *any* surplus equipment you buy, of course.

**Commercial Receivers.** The long waves are covered by a few older commercial communications receivers that you might find on used-equipment racks. In the low-to-medium price range are such units as the Heathkit DF-2, Hammarlund RDF-10, and the National NC-66. These are not too common, but you might find them at one of the major used equipment dealers. Make sure, however, that any receiver you are thinking of using for longwave listening has a bfo (beat-frequency oscillator) because many of the signals will be CW.

If you can afford an expensive receiver, there are many excellent used ones that cover the range from the long waves up to about 30 MHz or so. The famous National HRO-60 is an excellent general-coverage and ham receiver. With its accessory *G*, *H*, and *J* plug-in coil sets, the receiver will tune down to 50 kHz. The Hammarlund VLF Super-

# WHAT'S ON THE AIR BELOW 500 kHz



## PART 2: Longwave receiving equipment, antennas, and the 1750-meter experimenter's band

BY KARL THURBER, JR.  
W8FX/4

Pro, also known as the SP-600-VLF, will tune as low as 10 kHz, about as low as you can expect to hear anything.

There are some nice new units on the market, too. The National HRO-600 is the latest in a long line of receivers that stretches back through the HRO-500 to the HRO-60 and beyond. It employs digital frequency synthesis and display, and offers fine performance from the long waves continuously up to 30 MHz. The Drake DSR-2, another contemporary receiver, features continuous coverage from 10 kHz to 30 MHz with 100-Hz digital frequency readout.

All of these receivers are excellent—though extremely expensive. For example, the HRO-600 costs \$4995; the HRO-500, \$3000; and the DSR-2, \$3200! If you're interested in the very latest equipment, McKay-Dymek (P.O. Box 2100, Pomona, CA 91766) markets a new communications receiver known as the DR22 that tunes from below 50 kHz to 30 MHz. Even newer on the market is the R. L. Drake Model R-7. This receiver, whose design is based on the

company's Model TR-7 transceiver, tunes from dc to 30 MHz and also employs digital frequency synthesis.

If you want to explore the long waves more cheaply, there are several general-coverage receivers that you should consider. One is the noteworthy Drake SPR-4 that covers 150 kHz to 30 MHz. It sells for about \$700, but it can double as a main amateur station receiver. The Kenwood R-300, at \$300, is within the reach of most amateurs and SWLs who would like to DX the long waves. It tunes down to 170 kHz, and is ideally suited for portable use because it can operate on direct current. Another moderately priced communications receiver that offers long-wave coverage as well as digital readout and ac or dc operation is Radio Shack's Realistic DX-300.

**Converters.** Another way to get started listening to longwave signals is to buy a frequency converter and hook it up to an existing communications receiver. There are at least two reasonably priced converters available at the present time.

One is made by Palomar Engineers, and another by Jim Hagan. Each is a high-performance, crystal-controlled unit capable of outstanding results, assuming it is used with a good shortwave communications receiver.

The Palomar converter sells for approximately \$55. It uses a crystal-controlled local oscillator and a mixer to heterodyne or translate the 10-to-500-kHz range to the 80-meter amateur band, from 3510 to 4000 kHz. The converter is inserted between a receiving antenna and the antenna input of any amateur band or general-coverage receiver that covers the 80-meter band. A 10-kHz longwave signal will appear on your receiver at 3510 kHz; a 200-kHz signal will appear at 3700 kHz; etc.

The converter, powered by a standard 9-volt battery, is available from Palomar Engineers, P.O. Box 455, Escondido, CA 92025.

The Hagan unit is similar to the Palomar, but it requires a source of 12-volt dc. This voltage can be derived from most receivers or transceivers of recent vintage. Unlike the Palomar, the Hagan converter allows you to buy your own mixer crystal to convert the output to whatever frequency range is convenient

for your receiver. Jim Hagan, WA4GHK, builds these units in batches on a sort of custom basis. If you're interested in one, contact Jim at 896 Port Malabar Blvd., Palm Bay, FL 32905, to check on availability and price.

Radio West (3417 Purer Rd., Escondido, CA 92025) also markets a longwave converter which it can custom-install in your existing receiver. It is quite popular with Yaesu FRG-7 and Drake SSR-1 users. The same company also specializes in custom performance modifications for these and several other receivers, such as the Drake SPR-4 and the Barlow-Wadley unit that is popular among SWLs. (One particularly interesting modification Radio West does is the addition of a digital frequency readout to the Yaesu FRG-7.)

If you want to build your own converter, an extremely simple, one-transistor converter was described by W3NNL in the February, 1965 "Hints and Kinks" column of the magazine, *QST*. It is little more than an untuned mixer circuit, but it should let you get your feet wet on the long waves at an absolute minimum of expense. Comprising only nine components (including a transistor and 3-MHz crystal), it can be built for about \$10.

If you plan to use a converter with a transceiver, be careful to disconnect it

when you go back to regular hf operation, as any transmitter r-f applied to the converter will quickly damage it. When you are listening through the converter, it is best to disconnect the microphone or key and disable the VOX circuit, just to be sure.

**Antennas for the Long Waves.** Many of the antennas at the high-power, longwave transmitting installations are truly awesome. For example, the Navy station at Cutler, Maine, boasts a two-square-mile (5.3 km<sup>2</sup>) antenna system, supported by more than two dozen towers each more than 800 feet (248 m) high. Its four-square-mile (10.5 km<sup>2</sup>) ground system is made up of about 11,000,000 feet (3,300,000 m) of buried, heavy-gauge copper wire. In fact, the whole antenna system actually operates something like the plates of a giant capacitor—the antenna acting as one plate, the ground system as the other!

For home receiving purposes, a no-frills half-wave dipole would seem to be more appropriate. However, a dipole cut for 20 kHz would be 7.5 kilometers or more than 4 miles long! Even a modest quarter-wave vertical antenna for the 1750-meter experimenters bands would be 438 meters, or 0.3 mile high.

Realistically, to start listening to longwave signals, you can run 50 to 150 feet (15.2 to 45.6 m) of wire to the antenna terminal of your receiver or converter,




**Kenwood  
Model R-300 Receiver**



**Yaesu Model PRO-7000 Receiver**



**McKay Dymek Model DR33 Receiver**



and connect a good ground to the receiver's ground terminal. The exact length of the wire you use isn't important, since any practical antenna you can construct will be very short compared to wavelength. A resonant antenna just isn't needed for adequate reception of most signals. You can even tie the ends of your shortwave antenna feeders together and use them.

Antennas for the long waves are somewhat similar to those used for 160-meter work. Variations on the single or long wire, end-feds, Marconis, and combination vertical and horizontal elements (L's) are commonly used for longwave reception. As a general rule, you should get as much wire as possible in the air, and run it clear of surrounding objects.

As the operating frequency increases, more familiar types of antennas are found. One antenna that has been popular for many years on both long- and mediumwave frequencies is the *wave* or Beverage antenna. For longwave reception, it consists of a horizontal wire a wavelength or more long and oriented in the direction from which the desired signals arrive. It is usually suspended 10 to 25 feet (3 to 8 m) above the ground and supported at intervals to relieve strain. The simplest Beverage is a single wire terminated in its characteristic impedance on the far end. Most longwave listeners can't accommodate

a full wavelength, although commercial stations often lengthen the antenna to several wavelengths to increase directivity and gain.

There are many types of horizontal and dual-polarized antennas you can adapt for longwave applications, although very little has been written about them in recent years. The *ARRL Antenna Book* will give you some ideas and basic principles. An article by Doug DeMaw, W1FB, in the October 1977 issue of *QST* entitled "The Gentleman's Band—160 Meters" will give you some practical antenna ideas that you should be able to adapt for use below 500 kHz. In many ways, receiving antennas for 600 meters and down are like those you might construct for 160 meters or for serious mediumwave broadcast DXing, only on a larger scale.

**Small Loops and Whips.** There are some disadvantages to random-length, single-wire antennas. For example, even if the antenna could be made long enough for efficient signal pickup and good directivity, it would be difficult to take full advantage of the directional characteristic because it's impractical to reorient the antenna. Also, the long wire is likely to be severely affected

from the high noise levels that prevail in most urban and suburban locations.

Loop antennas, on the other hand, are effective at longwave frequencies, and can be used to null out interference. Most receiving loops give a figure-eight pattern similar to that of a half-wave dipole. Loops are most commonly used in RDF (radio direction-finding) applications, and amateurs have been using them on all bands, especially on 160, 10, and 2 meters, for hidden-transmitter "fox hunts." The basic loop is simply a single-turn coil whose diameter is small in comparison to the operating wavelength. The physical configuration of the loops can be in the form of a circle, a square, a triangle, diamond, octagon, or whatever else is convenient.


Certainly not new (having been in use from the earliest days of radio), loops are enjoying a new lease on life at the lower frequencies. This is because they can be physically small yet still work well, can be resonated or tuned to a particular frequency, and can be rotated to take advantage of their directivity. They are also a lot quieter than single-wire outdoor antennas, and are less




**Realistic Model DX-300 Receiver**



**Drake Model DSR-2 Receiver**



**National Model HRO-600 Receiver**



**Palomar Engineers Loop Antenna with Amplifier**

prone to swamping by strong local broadcast stations. Some loop designs allow for even greater noise reduction by enclosing the loop wires in a special, nonmagnetic shield. This can markedly improve the overall signal-to-noise ratio of the received signal.

A few commercial loops designed for longwave applications are available. Palomar Engineers offers a preamp/loop (adjustable in both azimuth and elevation) for use in conjunction with its longwave converter, or with any longwave receiver. And Radi West has recently introduced a line of preamp loops that cover long- as well as medium- and shortwave bands.

A very interesting receiving antenna system which covers the radio spectrum from below 50 kHz to 30 MHz is the DA100 by McKay Dymek, P.O. Box 2100, Pomona, CA 91766. The same company also makes a special ferrite rod antenna, known as the DA7, which covers both the longwave and medium-wave bands. The DA100 consists of a short vertical whip and a preamplifier that drives the receiver. This antenna system is capable of delivering far better results than the short length of its whip might suggest.

**Grounds.** Grounds are important both from the standpoint of good signal reception and freedom from noise. However, it's hard to get a really good ground in the traditional sense, for two reasons. First, the long waves penetrate the earth to a greater extent. Second, the wavelengths involved make it impractical to install radials that are sufficiently long to be truly efficient as a ground plane. Much of the radiated signal returns to the earth beyond the limits of the ground system, so that most ground losses can't be controlled.

For casual listening, don't worry too much about your ground system. The serious LWL or 1750-meter enthusiast will want to thoroughly investigate ways to minimize ground losses. Star grounds, buried-radial systems and counterpoises are some of the methods most commonly employed.

**1750 Meters.** For years, a small but enthusiastic group of experimenters have been communicating on an almost totally unknown, license-free "amateur radio" band. This is the so-called "1750-meter band," whose wavelengths range from 1874 to 1578 meters (160 to 190 kHz). It really isn't a ham band at all. Rather, this 30-kHz chunk of

the longwave spectrum was allocated by the FCC in 1950 for limited-radiation device use. No operator or station license is required.

The FCC rules governing this type of operation set forth three main requirements. They are found in FCC Rules and Regulations, Part 15.203. First, the power input to the final amplifier must not exceed *one watt*. Second, all emissions below 160 kHz or above 190 kHz (in other words, out of the 1750-meter band) must be suppressed by at least 20 dB. Third, the length of the antenna and transmission line combined cannot exceed 50 feet (15.2 m).

Although no transcontinental DX contacts have yet been made on 1750 meters, the LOWFERS ("Low Frequency Experimental Radio Stations") have a great time trying to work other enthusiasts operating under the same severe power and antenna restrictions. Signals from aeronautical beacons, which run several hundred watts, have been received as far away as 1000 miles (1600 km) or so, but DX contacts on 1750 of 150 miles (240 km) are unusual.

No one really knows how many LOWFERS there are, but their numbers are quite small. The restrictions imposed by the FCC make operating very challenging, which increases the fun. There are no restrictions as to the type of emission that can be used: SSB, AM, FM, RTTY, or CW are all acceptable, so long as the modulation sidebands outside the band are down at least 20 dB.

Most activity on the 1750-meter band has been centered near the very top, near 189.5 kHz, due to a "hole" in beacon (interference) there. Most work to date has been done on CW. As was mentioned earlier, long-haul DX is unusual, though in at least one case, a beacon transmitter in New Mexico has been heard in California. A 160-meter-to-1750-meter cross-band contact on the West Coast set the current 800-mile (1280-km) DX record.

One key to effective 1750-meter work, of course, is good receiving equipment that will tune the band. High i-f selectivity is important. A sharp active audio filter or a "Q-multiplier" will also help to pull in weak signals. Most transmitters employed on 1750 meters are simple CW units made from receiving-type components because power levels are low.

The transmitting antenna is a bit critical. When all you've got is one watt, your signal needs all the help it can get! Although the FCC doesn't limit communi-

cations range by specifying a field-strength limitation on your signal, it effectively crimps your style by limiting the antenna length to 50 feet (15.2 m). A length of wire tossed out the window won't work well for transmitting on 1750 meters. A base-loaded vertical is almost always employed, and ground losses must be kept as low as possible. For receiving, a separate antenna is often used. Typically, a tuned, rotatable loop is employed for 1750-meter reception, and a 40- or 50-foot (12.3- or 15.2-m) TV mast guyed with nylon rope and insulated at the bottom for transmitting.

Despite all the problems associated with operation on 1750 meters, if you listen in on the long waves long enough, you're likely to want to try communicating on these frequencies. For the experimentally inclined radio buff, working on 1750 is said to be much like communicating in the early days of "spark." Many LOWFERS transmit beacon signals (using automatic CW keyers) for one another to log. Because the FCC frowns on the use of ham calls on non-amateur frequencies, many use either their initials, or old-style telegraphers' "sines." Some even use their nicknames as homemade IDs! Working 1750 can indeed be a refreshing change from the types of communications you are used to. But be prepared to do some experimenting. Try to locate another local communications buff who'd like to try 1750 meters. It will be much easier and more enjoyable getting started if you have a buddy to help you set up, test, and tune up your gear.

Finally, keep in mind that license-free operation on 1750 meters exists by grace of the FCC. At any time, these operating privileges could be withdrawn. In fact, there have recently been some strict FCC interpretations about 1750-meter operation in general and antennas in particular. They indicate there may be some problems encountered with future use of 1750 meters.

**In Conclusion.** We think you'll find the long waves an interesting complement to the more conventional aspects of radio communications. Being an LWL takes some technical skill in building special antennas, adapting commercial gear, and restoring surplus equipment. The microwaves may be more exotic, but there's a lot to learn about the old "kilohertz bands." Twist your dial below 600 meters, and enjoy a challenging new type of radio you may not have known even existed. ◇



Now in one convenient, comb-bound workbench guide—

# WORKBENCH GUIDE TO ELECTRONIC TROUBLESHOOTING

- \* Instant answers for hundreds of electronic troubleshooting problems!
- \* "Home Brew" test circuits you can make from junkbox components!

All are now yours for only \$2.09! (You save \$10.86!)

Imagine! Fast, easy solutions to 99% of all the electronic troubleshooting problems you face! All in one answer-packed volume! That's what you get with WORKBENCH GUIDE TO ELECTRONIC TROUBLESHOOTING, by noted electronics authority Robert C. Genn, Jr. It brings you all the valuable nuts-and-bolts instruction you need to slash the time you spend working on electronics equipment . . . and make a lot more money.

- Apply some of these hundreds of sensational tips, techniques and shortcuts and you can take on more jobs . . . finish them faster . . . make better repairs . . . and have almost no callbacks to worry about! What's more, you'll save big money too—with "home brew" test circuits that do the same job as high-priced equipment! For a lot less dough!
- You'd normally have to pay \$12.95 a copy to benefit from the outstanding information in this book. But now you can have it for just \$2.09! It's our way of introducing you to the **Electronics Book Service**—the no-obligation book club that presently keeps over 50,000 technicians, troubleshooters and hobbyists informed of the best and most useful books on electronics.
- WORKBENCH GUIDE TO ELECTRONIC TROUBLESHOOTING is typical of the practical selections we offer members. It guides you expertly through every phase of electronic troubleshooting, and provides clear, professional advice on how to cut time and expenses. So you'll make more money!
- That's why we've chosen it to introduce you to the **Electronics Book Service**. Join now as a trial member and you receive your copy of WORKBENCH GUIDE TO ELECTRONIC TROUBLESHOOTING for just \$2.09. This is your only book purchase commitment of membership.
- The **Electronics Book Service** has no additional purchase requirements. Once you have paid \$2.09 for your introductory selection, you are under no obligation to buy any other club offering. That's what makes the **Electronics Book Service** so unique.
- And you can't find a more comprehensive guide to trimming your working time—and making more money!—than WORKBENCH GUIDE TO ELECTRONIC TROUBLESHOOTING!
- Just think of the advantages you'll gain from Mr. Genn's "home brew" test circuits alone! You make them from supposedly "useless" components you probably have in your junkbox right now . . . then use these simple circuits to do everything faster, better . . . without having to pay for high-priced testing equipment!
- This super collection of time-saving shortcuts helps you rapidly locate and repair all types of malfunctions in electronic equipment.
- You discover how to pinpoint each malfunction and its cause . . . and how to correct the problem with minimum inconvenience. By utilizing the charts and graphs provided, you get quick and easy solutions to many of your most difficult and time-consuming troubleshooting problems.
- But most importantly, you get what it takes to really start making money. With these shortcuts you can take on additional business—and get it done in the same time, with the same amount of effort!
- You get no mind-boggling explanations. Just straight troubleshooting tips that really work!
- Throughout the pages of WORKBENCH GUIDE TO ELECTRONIC TROUBLESHOOTING you'll find hundreds of sharp ideas and sure-fire techniques. For example, you'll discover:
  - \*\* How to use resistors in place of expensive transformers
  - \*\* How to make a time-saving graph for determining input impedance
  - \*\* How you can make a simple instrument that measures resistance better, in special cases, than an ohmmeter
  - \*\* How to construct and use a simple OP AMP tester
  - \*\* How to make a device that can determine total harmonic output, as distinct from each frequency of the output

- \*\* How you can knock together a simple, easy-to-use substitute instrument—from components lying around in your shop right now—instead of shelling out big money for a signal generator with metered output
- \*\* How to perform simple, but effective frequency measurements with a scope
- \*\* How to use commercial power at your workbench to measure capacitance and inductance
- \*\* How to locate RF interference sources with only a compass, a map, and a small receiver
- And that's just a fraction of the information at your disposal! You get hundreds of easy-to-follow charts, tables and illustrations to simplify the techniques and shortcuts, including:
  - \* Charts for easy conversion of decibels and voltages
  - \* A table for RF increase vs. percent of modulation
  - \* Conversion factors for areas, volumes, and capacitance-to-reactance
  - \* A test set-up for IF amplifier AGC troubleshooting
  - \* A test set-up for testing triacs
- WORKBENCH GUIDE TO ELECTRONIC TROUBLESHOOTING is the best source there is for learning how to save time, trouble and big money on instruments and equipment . . . and getting instant answers for up to 99% of the troubleshooting problems you encounter. That makes it a perfect way to introduce you to the **Electronics Book Service**.
- The **Electronics Book Service** does the job for you that you have no time to do for yourself. We carefully screen the hundreds of books on the subject and select only those which are the most useful and valuable—the ones that bring you the latest information on technical innovations and improvements. Even if you never buy another book, you'll still be informed every four weeks, of books that can be yours at generous savings—books written by some of the most knowledgeable people in all phases of electronics.
- Your membership is an ideal way to keep in touch with the onrushing advances in electronics and their applications. In an industry where novelty is old hat tomorrow, there is no better way to keep on top of changing technology. Whatever your interest in electronics, your membership in the **Electronics Book Service** can help to advance your career, add to your income or enhance the enjoyment of your hobby.

**Begin your membership today. Mail this coupon now.**

- All you need to do to begin your trial membership in the **Electronics Book Service** is fill out and mail the coupon below. When we receive it, we will ship your copy of WORKBENCH GUIDE TO ELECTRONIC TROUBLESHOOTING at once.
- Remember, the **Electronics Book Service** has no additional book purchase requirements. Once you've paid \$2.09—plus shipping and handling—for WORKBENCH GUIDE TO ELECTRONIC TROUBLESHOOTING, you don't need to purchase any other selections!
- Why delay? Mail the coupon below to get your copy of this \$12.95 benchside guide for only \$2.09—and to receive all the benefits of membership in the **Electronics Book Service**. Fill out and mail your coupon right away.



Here is the practical and efficient way in which the **Electronics Book Service** operates.

- 1. When you enroll as a member, you receive—for only \$2.09 (plus shipping and handling, with tax where applicable)—your copy of WORKBENCH GUIDE TO ELECTRONIC TROUBLESHOOTING. This is the only book you are committed to buy
- 2. Thereafter, you are under no obligation to accept any minimum number of selections within any time limit. You can take as many or as few as you wish. And you may resign at any time with no obligation once you have paid for your copy of WORKBENCH GUIDE TO ELECTRONIC TROUBLESHOOTING
- 3. On selections you do accept, your membership entitles you to a discount from the publisher's list price. This discount is available to members only and provides you with substantial savings.
- 4. Every four weeks we'll send you a free mailing describing the current selection. If you want the selection, no action is required; it will be shipped to you automatically. If you don't want it, just return the card that is enclosed with the mailing.
- 5. You have at least 10 days to decide whether or not you want the selection. Return the card so we receive it no later than the date specified. If you don't have 10 days to answer and receive an unwanted selection, return it at our expense.
- 6. Each mailing also describes a number of alternate or additional selections, also available to you at the special discount price for members.

## ABOUT THE AUTHOR

Robert C. Genn is the Director of Engineering at Columbia College in Los Angeles, and President of the Genn Technical Institute. He has been involved in the electronics field for more than 20 years as a Field Engineer, Director of Engineering and Electronics technician and instructor. Mr. Genn is certified by the California Institute of Technology to teach technicians to troubleshoot, service and repair microwave systems.

## ELECTRONICS BOOK SERVICE

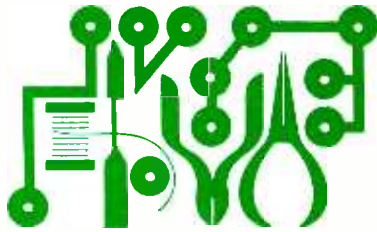
Membership Enrollment Center  
P.O. Box 42, West Nyack, N.Y. 10995

Please enroll me in the **Electronics Book Service** on a trial basis. As my introductory selection under this trial membership, send me WORKBENCH GUIDE TO ELECTRONIC TROUBLESHOOTING, for only \$2.09 plus shipping and handling, with tax where applicable. I am to receive announcements free of charge and will be entitled to full privileges as a member—without obligation to buy any additional club selections.

Name \_\_\_\_\_  
Address \_\_\_\_\_  
City \_\_\_\_\_ State \_\_\_\_\_ Zip \_\_\_\_\_  
59-6 96522-8 6651-AA(1)

Offer limited to new members (U.S. and Canada) only.

CIRCLE NO. 55 ON FREE INFORMATION CARD



# Experimenter's Corner

By Forrest M. Mims

## EXPERIMENTING WITH NOISE

**T**HOSE of us who appreciate good-quality sound reproduction might disagree about the definition of good music, but it is safe to say that all audio enthusiasts share a common opinion of noise—the less the better! Noise is equally unpopular among radio astronomers, biomedical engineers, radio communications users, and others who work with low-level electrical and electromagnetic signals.

So much engineering effort is devoted to the suppression of noise (it can *never* be entirely eliminated) that it might come as something of a surprise that there are many useful applications for noise. These include acoustics measurements, instrument calibration, antenna tuning, signal jamming, data encryption, electronic music and even applied psychology! This month, we'll examine several methods of generating noise and explore a few of its uses. First, let's define a few basic terms.

Noise can loosely be called an electronic or electromagnetic weed. More precisely, noise is an undesired electronic or electromagnetic signal having frequency components within the frequency range of interest which tends to interfere with the reception or detection of desired signals. By definition it excludes crosstalk and interference from other information-carrying signals within the frequency range of interest.

There are many kinds of noise. We are primarily interested in *white noise* and *pink noise*. White noise is a complex waveform with a Gaussian amplitude probability characteristic. It is formed by contributions from all frequencies over a theoretically infinite but, in practice, broad and specified bandwidth. White noise has a flat (constant) spectral power density. Thus, it contains equal energy per unit of frequency (Hertz). Transduced, audible white noise contains equal contributions from all audio frequencies perceptible to the human ear. It is thus analogous to white light, which comprises all wavelengths (colors) perceptible to the human eye.

Pink noise is also a complex waveform with a Gaussian amplitude probability characteristic and is also formed by contributions from all frequencies over a theoretically infinite but, in practice, broad and specified bandwidth. Pink noise contains equal energy levels in each octave of its spectrum. Because each next-higher octave possesses twice the number of discrete frequencies (in hertz) as compared to the octave immediately below it, the low-frequency components of pink noise have higher amplitudes than the high-frequency components. This is necessary if pink noise is to contain equal amounts of energy in each octave of its spectrum. Audible pink noise, therefore, has more bass content than white noise and sounds "warmer."

Plots of amplitude versus frequency for white noise (dashed line) and pink noise (solid line) appear in Fig. 1. Note that pink noise displays a  $-3$ /dB octave slope. If white noise is routed through a low-pass filter having a  $-3$ -dB/octave response, the filtered signal will be pink noise. Pink noise is commonly used as a test signal in audio work because many audio spectrum analyzers are "constant percentage bandwidth" instruments. That is, the passband of each bandpass filter in these analyzers is an unchanging percentage of its center frequency. Therefore, the higher the center frequency of the filter, the broader its bandpass. If white noise is applied to such an analyzer, a rising 3-dB/octave characteristic will be displayed. If pink noise is applied to the analyzer input, a flat amplitude-versus-frequency characteristic will be indicated. The most common audio applications for a pink noise source and such a spectrum analyzer is in frequency-response testing of audio preamplifiers and amplifiers and in the equalization of an audio system in a listening room.

Now that we have examined some basic ideas about noise, let's see some circuits that generate and employ it.

**Diode Noise Generators.** The simplest noise generator is a forward-biased diode. Figure 2 shows a basic diode noise generator that you can quickly assemble. Connect the circuit to an audio amplifier (capacitive coupling might be necessary) and the speaker will produce a continuous rushing or hissing sound.

A circuit like this can be used to adjust a radio receiver for optimum noise figure. With a suitable diode such as the 1N21 or 1N23 and short, point-to-point wiring, the generator will produce wideband noise with components extending as high as 148 MHz. The ARRL *Radio Amateur's Handbook*, which describes how to make receiver noise adjustments, suggests adding a 500-pF capacitor between the anode of *D1* and ground. It also suggests inserting a 50,000-ohm potentiometer, preferably one with a logarithmic taper, in series with the anode of *D1* and the positive power supply terminal to permit adjustment of the noise amplitude.

If you like to experiment, try various kinds of diodes for *D1*. A red LED, for example, produces both light *and* noise. Of course, you must increase the value of *R1* to protect the LED from excessive current levels. Use 470 ohms when the voltage of *B1* is +6 volts and 820 ohms when *B1* is a 9-volt battery.

**Transistor Noise Generators.** When reverse-biased beyond the avalanche point, the emitter-base junction of a bipolar junction tran-

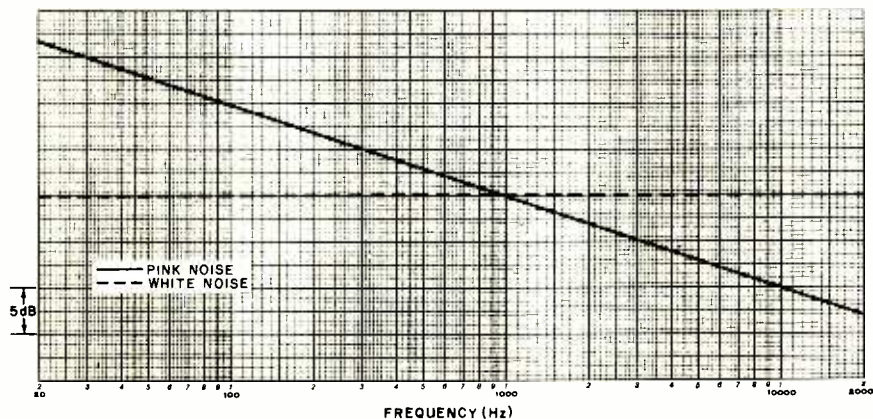


Fig. 1. Plots of amplitude versus frequency for white noise and pink noise.

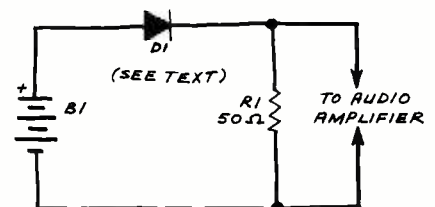


Fig. 2. Simple schematic of basic diode noise generator.

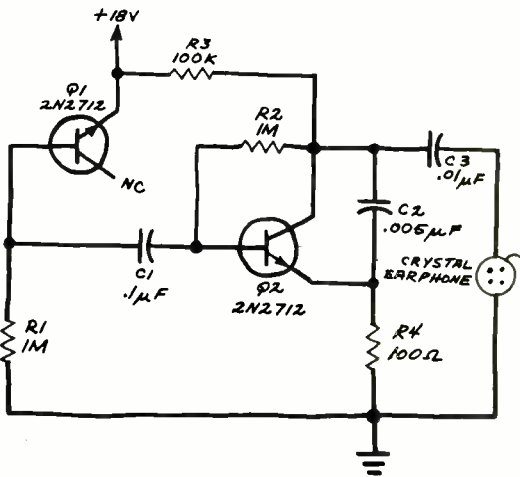


Fig. 3. Noise generator designed by John Simonton.

sistor generates noise. In the winter edition of the 1975 *Electronic Experimenter's Handbook*, John S. Simonton, Jr. described how to assemble a pocket-size sonic noise generator based upon this effect. John noted in his article that pink noise is an excellent mechanism for masking and thereby concealing low-level sound such as a confidential conversation. John also noted that audible pink noise can help produce a feeling of relaxation and can in some cases block pain stimuli.

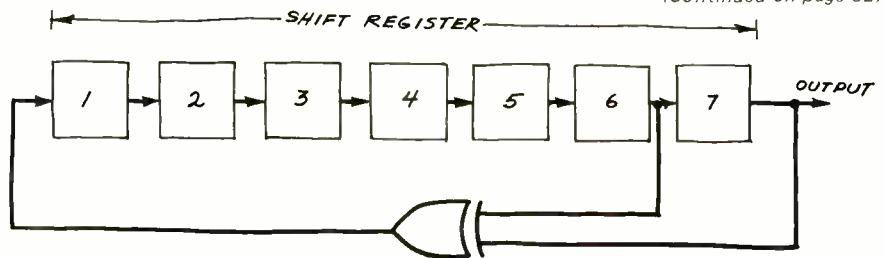
Figure 3 is the schematic diagram of John's circuit. In operation, R1 limits the current through the reverse-biased emitter-base junction of Q1 to a safe value. The noise signal is coupled to amplifier Q2 via D1. After the noise has been amplified, C2 shunts some of the high-frequency components to ground. The resulting output signal, which is transduced by a high-impedance earphone, is a reasonable approximation of pink noise.

John points out that most 2N2712s will produce noise, but some will not. Should you want to try other transistor types, make sure they have an emitter-base breakdown voltages of less than 18 volts.

**Shift Register Digital Noise Generators.** Figure 4 shows a simple 7-stage shift-register pseudorandom bit generator which produces a sequence of 127 bits before recycling. Other shift-register/exclusive-OR gate arrangements can be used to produce shorter or longer sequences.

White noise is synthesized when a pseudorandom bit generator such as the one in Fig. 4 is clocked at a sufficiently fast rate. Shift-register generated noise is not necessarily as random as that produced by a diode, especially if a relatively small number of stages is involved. But the noise level is more uniform and of a much higher amplitude than that from a diode.

Fig. 4. Basic pseudorandom bit generator.



(Continued on page 82)

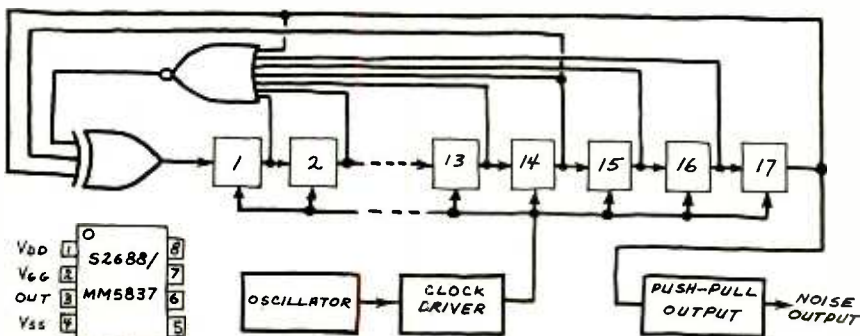


Fig. 5. Block diagram of S2688/MM5837 digital noise generator.

If you would like to experiment with digital noise generators of this type, see pages 277 to 283 of *TTL Cookbook*, by Don Lancaster (published by Howard W. Sams). Don describes several interesting applications, including a scrambler for encoding computer data, and he also gives schematics of several shift-register pseudorandom sequencers.

**S2688/MM5837 Digital Noise Generator.** The S2688/MM5837 (National Semiconductor) is a complete PMOS digital noise generator in an 8-pin mini-DIP. The internal circuit, shown in Figure 5, consists of a 17-stage shift register, some gates and a clock. Pseudorandom bit patterns are produced by connecting the outputs of the 14th and 17th stages of the shift register to an exclusive-OR gate whose output is applied to the input of the first stage in the shift register.

A 17-input NOR gate monitors the output of each stage of the shift register. Should the outputs of all 17 stages simultaneously go low, the NOR gate prevents a lockup condition (a continuous output of all 0's) by automatically applying a logic 1 to the third input of the exclusive-OR gate. This, in turn, applies a logic 1 to the first stage of the shift register.

The S2688/MM5837 is exceptionally easy to use. If the output is connected to an op amp or other high-impedance circuit, the chip can be powered by a single supply ( $V_{SS} = 0\text{ V}$  and  $V_{DD} = -14\text{ V} \pm 1\text{ V}$ ). If the chip must drive a low impedance,  $V_{GG}$  should be connected to  $-27\text{ V} \pm 2\text{ V}$ .

Though it is recommended that  $V_{DD}$  be within a volt of  $-14\text{ V}$ , I've found that the internal clock speed can be altered by varying  $V_{DD}$ . Here's what I measured:

$V_{DD}$	Approximate Clock Frequency (Hz)
-5	0
-6	0.7
-7	2267
-8	8731
-9	16,382
-10	23,531
-11	32,564
-12	38,347
-13	40,010
-14	37,800
-15	33,173

Because broadband noise is best suited for most audio applications, it's evident that a supply voltage of  $-12$  to  $-14$  volts gives the best noise quality. However, the lower frequency noise generated when lower supply voltages are used has several possible applications. For example, when  $V_{DD}$  is between  $-6$  and  $-7$  volts and the noise generator is coupled to an audio amplifier, the random clicks of a radiation counter can be simulated.

T.I./M.M.I. 74LS240 74LS241 74LS243 74LS244 74LS373 74LS374 \$245 LIMIT TO EACH	<b>2708</b> 1024x8 EPRM <b>\$745</b> 450ns AMD, SGS	<b>16K STATIC RAM</b> S-100 MEMORY ADD-ON ** FULLY STATIC OPERATION ** USES 2114 TYPE STATIC RAMS ** +8 VDC INPUT AT LESS THAN 2 AMPS ** BANK SELECT AVAILABLE BY BANK PORT AND BANK BYTE ** PHANTOM LINE CAPABILITY ** ADDRESSABLE IN 4K BLOCKS IN 4K INCREMENTS ** LED INDICATORS FOR BOARD/BANK ** SOLDER MASK ON BOTH SIDES OF BOARD ASSEMBLED & TESTED <b>\$26900</b>
IN STOCK 74S373 74S374 \$325	<b>4116</b> 16Kx1 Static RAM MEMORY ADD-ON FOR THE TRS 80 OR APPLE II™ 8 for \$5995 to 450ns	<b>2716</b> 16K EPROM \$2795 T.I. HIT. INT. 450ns Single+5V
<b>2114L</b> 1024x4 Static RAM 450 ns \$475	<b>8038C</b> VCO Waveform Gen w/sine \$265	<b>S-100 16K ADD-ON BARE BOARD</b> WITH DOCUMENTATION AND DETAILED INSTRUCTION BOOK <b>\$2895</b>
<b>LOGIC PROBE KIT</b> \$1795		

**CONCORD COMPUTER COMPONENTS**  
1971 SOUTH STATE COLLEGE • ANAHEIM, CA. 92806  
VISA-MASTERCARD (714)937-0637 MINIMUM ORDER \$10.00  
CHECK OR M.O. ADD \$1.50 FOR FR.T. CAL. RES. ADD 6%  
ND COD We stock and sell over 12,000 types of semi-conductors

CIRCLE NO. 16 ON FREE INFORMATION CARD

**YOU CAN TAKE IT WITH YOU!**  
Quality Sound takes to the road . . . the sky . . . and the ocean!



**DIMENSION LAB SERIES**

We wrote the book on miniature speakers, from Design to Production! Our five models speak for themselves in total performance, styling, and features that are found in no other speakers . . . such as, Solid Walnut Cabinetry, full 12 db cross-over network, a specially designed cone with our exclusive rubber surround, and a deep throw speaker basket. These are just a few of the reasons why our Bass is unequalled in the Industry. "Dimension Minis" are Proven best by listening test."

Come in for a demonstration and judge for yourself.  
See and Hear the New Dimension in Sound at Your Local Stereo Dealer.

**DIMENSION**  
819 S. Kraemer • Placentia, CA 92670  
(714) 630-5440  
Representative and Dealer Inquiries Welcome



0358 CIRCLE NO. 19 ON FREE INFORMATION CARD

**EXPERIMENTER'S CORNER** *continued*

**S2688/MM5837 Pink Noise Generator.** Pink noise, which is required for room equalizing and other acoustical applications, can be produced by following an S2688/MM5837 with a -3 dB/octave low-pass filter. One such filter appears in National Semiconductor's *Audio Handbook* (Fig. 2.17.6, p. 2-56) and is shown connected to an S2688/MM5837 in Fig. 6. The pink noise produced by this generator contains equal amounts of energy in each octave of the audio spectrum from 20 Hz to 20 kHz. The output is about 1 volt of pink noise superimposed on an 8.5-volt dc level.

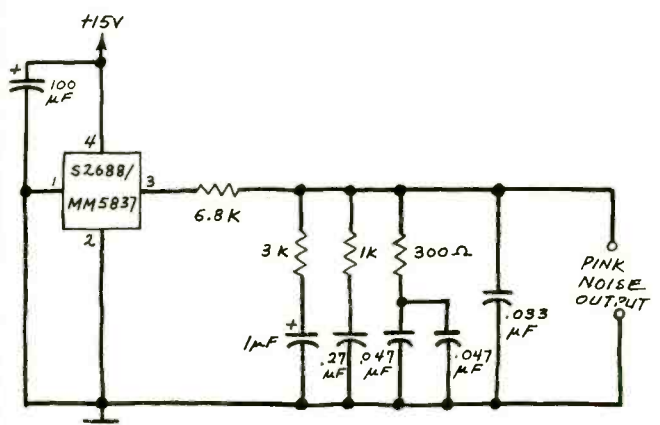


Fig. 6. Pink noise generator using S2688/MM5837.

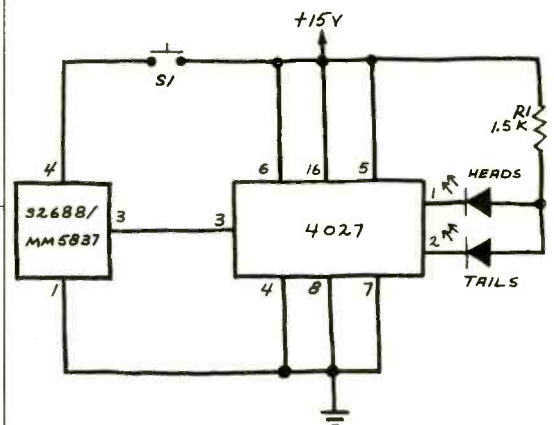


Fig. 7. Noise generator coin tosser.

**Coin Tosser.** Circuits that produce a completely random binary output are much in demand. Figure 7 shows a simple random-output circuit made from a noise generator and a 4027 flip-flop operated in its toggle mode.

Pressing S1 applies power to the noise-generator chip and causes noise pulses to be applied to the flip-flop. The output LEDs appear to glow continuously even though they are rapidly being switched on and off by the noise pulses. Releasing S1 turns off the noise chip. The logic states at the outputs of the 4027 then reflect the input status at the time that the noise is cutoff. Therefore, only one of the two LEDs glows.

Ideally, the output of the tosser should be completely random. With my circuit, however, in 100 tosses, green came up 56 times and red 44 times. I tried another 100 tosses and this time green came up only 43 times while red came up 57 times. These results seemed contradictory and not very random until I added them together. The result: In 200 tosses green glowed 99 times and red glowed 101 times.

**SN76477N/SN76488N Complex Sound Generator.** This versatile chip is literally a complete sound-effects machine in a 28-pin DIP. It includes a noise generator which can be modulated by a low-frequency oscillator to produce propeller-aircraft, steam-engine, snare, and other sounds.

There are so many uses for the SN76477N/SN76488N that we can't do this chip justice here. If you want to find out more about its operation, see the Texas Instruments data sheet and pages 42 and 43 of the *Engineer's Notebook* (Radio Shack).

# We fit the same. But we perform so much better.

When it comes to fitting any audio or video recorder, there's no apparent difference between Fuji and any other brand of cassettes: we all fit the same.

*But there, the resemblance ends.* Because tapes are manufactured to very different quality standards with different materials and technologies, Fuji's performance is unique.

Take video. Our VHS and Beta cassettes improve performance on any recorder. Providing sharper pictures. More lifelike

color. And freedom from noise and distortion.

In audio, our premium FX-I, FX-II and low-noise FL set new standards for accurate sound reproduction. And extended response.

Our revolutionary new Fuji Metal Tape goes even further. With ultra-wide response. Dramatically-improved dynamic range and sound quality comparable to studio open reel recordings.

So, whatever you're recording—on whatever brand of recorder—discover how good your machine really is. With Fuji—the tape that helps it perform so much better.

## FUJI TAPE

One brand fits all. Better.

Magnetic Tape Division  
Fuji Photo Film U.S.A., Inc.  
350 Fifth Avenue.  
New York, New York 10001  
(212) 736-3335





keys packed together with as little as 1/2-inch spacing. The results have been tens of thousands of lost sales and, for at least one vendor, a new line of machines with standard-size keyboards.

Another area of considerable variation among available systems is keyboard travel. On standard typewriters, this varies from nearly an inch on manual to about 1/8-inch on electric machines. The electronic keyboard industry, however, is in general agreement the optimum travel should be about 0.15 inch for the feel of good positive action. Recently, there have been some systems with keys that travel little if any. In this case there are really no keys at all; the letters and symbols are merely printed on a plastic sheet stretched over a supporting frame with pressure-sensitive contacts molded in. When typing, the effect is like drumming your fingers on a tabletop. While this makes little difference for the occasional hunt-and-peck typing needed for preprogrammed game machines, it would probably drive a touch-typist crazy. Although such keyboards are very inexpensive and somewhat more immune to coffee spills, a standard travel keyboard is certainly worth the difference when many hours are to be spent using the system.

An additional mechanical consideration is the degree of feedback the keyboard gives the operator when a key is struck. As previously mentioned, full-travel keys give some feedback merely by their substantial displacement when pressed. There have been numerous attempts on professional keyboards to provide tactile feel with the key itself making a click and then suddenly releasing backpressure at the instant the computer gets the character code. While the basic idea is sound, very few keyboard manufacturers have implemented it correctly (there is a confusing secondary click and pressure increase when the key is released). As a result, acceptance has been minimal. On personal computers it would be a simple matter to provide an audible click or short beep from a built-in speaker when a key-stroke is entered—but very few systems actually do. Audible feedback not only gives confidence that the system is responding (or an instant indication that it is not), it also improves typing rhythm and thus speed and accuracy. If audible feedback is provided, however, there should be a way to turn it off when silent operation is desired.

One final human-factor feature that is nice to have on a keyboard is automatic repeat. It is often necessary to enter the same character continuously—as when moving the cursor for editing. Pounding the same key repeatedly not only shortens its life, but is annoying and slow. With automatic repeat, a key continuously held down repeats its code in rapid succession until the key is released. There is usually a time delay of about 1/2 second before repetition starts to avoid unintended repeats, and the repeat rate is about 15 per second. Although this feature is very easy to implement (and nearly free) when the keyboard is scanned by software, few if any packaged systems offer it at present.

**Interfaces.** Several general methods of keyboard interfacing are in common use, even on packaged systems in which the keyboard is integral to the system. Modular computers, such as S-100 machines, often use the key-



Featuring

**RCA 1802 COSMAC CPU**

Own a powerful home computer system, starting for just \$99.95—a price that gets you up and running the very first night! With your own TV for a video display, \$99.95 ELF II includes RCA 1802 8-bit microprocessor addressable to 64k bytes with DMA, interrupt, 16 registers, ALU, 256 byte RAM, full hex keyboard, two digit hex output display, stable crystal clock for timing purposes, RCA 1802 video IC to display your programs on any video monitor or TV screen and 5-slot plug-in expansion bus (less connectors) to expand ELF II into a giant!

**ELF II Explodes Into A Giant!**

Master ELF II's \$99.95 capabilities, then expand with GIANT BOARD KLUGE BOARD 4k RAM BOARDS TINY BASIC ASCII KEYBOARD LIGHT PEN ELF BUG MONITOR COLOR GRAPHICS & MUSIC SYSTEM TEXT EDITOR ASSEMBLER DISASSEMBLER VIDEO DISPLAY BOARD and, another great reason for getting your ELF now—

**BREAKTHROUGH!**

Netronics proudly announced the release of the first 1802 FULL BASIC, written by L. Sandlin, with a hardware floating point RPN math package (requires 8k RAM plus ASCII and video display boards), \$79.95 plus \$2 p&h. Also available for RCA VIP and other 1802 systems Board includes area for a ROM version

**Master This Computer In A Flash!**

Regardless of how minimal your computer background is now, you can learn to program an ELF II in almost no time at all. Our Short Course On Microprocessor & Computer Programming—written in non technical language—guides you through each of the RCA COSMAC 1802's capabilities, so you'll understand everything ELF II can do and how to get ELF II to do it! Don't worry if you've been stumped by computer books before. The Short Course represents a major advance in literary clarity in the computer field. You don't have to be a computer engineer in order to understand it. Keyed to ELF II, it's loaded with "hands on" illustrations. When you're finished with the Short Course, neither ELF II nor the RCA 1802 will hold any mysteries for you.

In fact, not only will you now be able to use a personal computer creatively, you'll also be able to read magazines such as BYTE INTERFACE AGE POPULAR ELECTRONICS and PERSONAL COMPUTING and fully understand the articles. And, you'll understand how to expand ELF II to give you the exact capabilities you need!

If you work with large computers, ELF II and the Short Course will help you understand what they're doing.

**Get Started For Just \$99.95, Complete!**

\$99.95 ELF II includes all the hardware and software you need to start writing and running programs at home, displaying video graphics on your TV screen and designing circuits using a microprocessor—the very first night—even if you've never used a computer before.

ELF II connects directly to the video input of your TV set, without any additional hardware. Or, with an \$8.95 RF modulator (see coupon below), you can connect ELF II to your TV's antenna terminals instead.

ELF II has been designed to play all the video games you want, including a fascinating new target/missile gun game that was developed specifically for ELF II. But games are only the icing on the cake. The real value of ELF II is that it gives you a chance to write machine language programs—and machine language is the fundamental language of all computers. Of course, machine language is only a starting point. You can also program ELF II with assembly language and tiny BASIC. But ELF II's machine language capability gives you a chance to develop a working knowledge of computers that you can't get from running only

**Write and run programs—the very first night—even if you've never used a computer before!**

You're up and running with video graphics for just \$99.95 — then use low cost add-ons to create your own personal system that rivals home computers sold for 5-times ELF II's low price!

pre recorded tape cassettes.

**ELF II Gives You The Power To Make Things Happen!**

Expanded, ELF II can give you more power to make things happen in the real world than heavily advertised home computers that sell for a lot more money. Thanks to an ongoing commitment to develop the RCA 1802 for home computer use, the ELF II products—being introduced by Netronics—keep you right on the outer fringe of today's small computer technology. It's a perfect computer for engineering, business, industrial, scientific and personal applications.

Plug in the GIANT BOARD to record and play back programs, edit and debug programs, communicate with remote devices and make things happen in the outside world. Add Kluge (prototyping) Board and you can use ELF II to solve special problems such as operating a complex alarm system or controlling a printing press. Add 4k RAM Boards to write longer programs, store more information and solve more sophisticated problems.

ELF II add-ons already include the ELF II Light Pen and the amazing ELF-BUG Monitor—two extremely recent breakthroughs that have not yet been duplicated by any other manufacturer.

The ELF BUG Monitor lets you debug programs with lightning speed because the key to debugging is to know what's inside the registers of the microprocessor. And, with the ELF-BUG Monitor, instead of single stepping through your programs, you can now display the entire contents of the registers on your TV screen. You find out immediately what's going on and can make any necessary changes.

The incredible ELF II Light Pen lets you write or draw anything you want on a TV screen with just a wave of the "magic wand." Netronics has also introduced the ELF II Color Graphics & Music System—more breakthroughs that ELF II owners were the first to enjoy!

**ELF II Tiny BASIC**

Ultimately, ELF II understands only machine language—the fundamental coding required by all computers. But, to simplify your relationship with ELF II, we've introduced an ELF II Tiny BASIC that makes communicating with ELF II a breeze

**Now Available! Text Editor, Assembler, Disassembler And A New Video Display Board!**

The Text Editor gives you word processing ability and the ability to edit programs or text while it is displayed on your video monitor. Lines and characters may be quickly inserted, deleted or changed. Add a printer and ELF II can type letters for you—error free—plus print names and addresses from your mailing list!

ELF II's Assembler translates assembly language programs into hexadecimal machine code for ELF II use. The Assembler features mnemonic abbreviations rather than numerics so that the instructions on your programs are easier to read—this is a big help in catching errors.

ELF II's Disassembler takes machine code programs and produces assembly language source listings. This helps you understand the programs you are working with and improve them when required.

The new ELF II Video Display Board lets you generate a sharp, professional 32 or 64 character by 16 line upper and lower case display on your TV screen or video monitor—dramatically improving your unexpanded \$99.95 ELF II. When you get into longer programs, the Video Display Board is a real blessing!

**Now Available!**

- A-D/D-A Board Kit includes 1 channel (expandable to 4) D-A, A-D Converter, \$39.95 plus \$2 postage & handling.
- PILOT Language—A new text-oriented language that allows you to write educational programs on ELF II with speed and ease! Write programs for games... unscrambling sentences... spelling drills... "fill in the missing word" tests, etc... PILOT is a must for any ELF II owner with children. PILOT Language on cassette tape, only \$19.95 postpaid!
- Game Package on cassette tape (requires 4k RAM), \$9.95 plus \$2 postage & handling.

Clip Here and Attach to Your Order Below!

**Netronics R&D Ltd., Dept PE-3, 333 Litchfield Road, New Milford, CT 06776**

Yes! I want my own computer! Please rush me—

RCA COSMAC ELF II kit at \$99.95 plus \$3 postage and handling (requires 6 to 8 volt AC power)

language it's a learning breakthrough for engineers and laymen alike \$5 postpaid

Deluxe Metal Cabinet with Plexiglas dust cover for ELF II \$29.95 plus \$2.50 p&h

I am also enclosing payment (including postage & handling) for the items checked below!

Tom Pittman's Short Course On Microprocessor & Computer Programming teaches you just about everything there is to know about ELF II or any RCA 1802 computer. Written in non technical language. \$5.70 postpaid

I want my ELF II wired and tested with power supply. RCA 1802 User's Manual and Short Course—all for just \$149.95 plus \$3 p&h.

**ALSO AVAILABLE FOR ELF II —**

GIANT BOARD™ kit with cassette I/O, RS 232 C 115.10, 8 bit P I/O, decoders, for 14 separate I/O instructions and a system monitor/editor. \$39.95 plus \$2 p&h

Kluge (prototyping) Board accepts up to 36 IC's \$17.00 plus \$1 p&h

4k Static RAM kit. Addressable to any 4k page to 64k. \$89.95 plus \$3 p&h

Gold plated 86-pin connectors (one required for each plug-in board). \$5.70 plus \$1 postpaid

Expansion Power Supply (required when adding 4k RAM). \$34.95 plus \$2 p&h

Professional ASCII Keyboard kit with 128 ASCII upper/lower case set, 96 printable characters, onboard regulator, parity logic selection and choice of 4 hand shaking signals to mate with almost any computer. \$64.95 plus \$2 p&h

Deluxe metal cabinet for ASCII Keyboard. \$19.95 plus \$2 p&h

Video Display Board kit lets you generate a sharp professional 32 or 64 character by 16 line upper and lower case display on your TV screen or video monitor—dramatically improving your unexpanded \$99.95 ELF II. (Ifs inside ASCII Keyboard cabinet). \$89.95 plus \$2 p&h

ELF II Tiny BASIC on cassette tape. Commands include SAVE, LOAD, =, \*, —, |)

26 variables A-Z LET IF/THEN INPUT PRINT GO TO GO SUB RETURN END REM CLEAR LIST RUN PLOT PEEK POKE. Games fully documented and includes alphanumeric generator required to display alphanumeric characters directly on your TV screen with out additional hardware. Also plays tick tack toe plus a drawing game that uses ELF II's hex keyboard as a joystick. 4k memory required. \$14.95 postpaid

Tom Pittman's Short Course on Tiny Basic as a floppy \$5 postpaid

ELF-BUG™ Deluxe System Monitor on cassette tape. Allows displaying the contents of all registers on your TV at any point in your program. Also displays 24 bytes of memory with full addresses, blinking cursor and auto scrolling. A must for the serious programmer! \$14.95 postpaid

Text Editor on cassette tape gives you the ability to insert, delete or edit lines and words from your programs while they are displayed on your video monitor. (Add printer and you can use ELF II to type error free letters plus insert names and addresses from your mailing list!) \$19.95 postpaid

Assembler on cassette tape translates assembly language programs into hexadecimal machine code for ELF II use. Mnemonic abbreviations for instructions (rather than numerics) make programs easier to read and help prevent errors. \$19.95 postpaid

Disassembler on cassette tape takes machine code programs and produces assembly language source listings to help you understand and improve your programs. \$19.95 on cassette tape

SAVE \$9.90—Text Editor, Assembler & Disassembler purchased together, only \$49.95! (Requires Video Display Board plus 4k memory.)

ELF II Light Pen, assembled & tested. \$7.95 plus \$1 p&h

ELF II Color Graphics & Music System Board kit. \$49.95 plus \$2 p&h

ELF II connects directly to the video input of your TV set without additional hardware. To connect ELF II to your antenna terminals instead order RF Modulator. \$8.95 postpaid

**Coming Soon** A D A Converter, Controller Board and more!

Print Name \_\_\_\_\_

Address \_\_\_\_\_

City \_\_\_\_\_

State \_\_\_\_\_ Zip \_\_\_\_\_

Account # \_\_\_\_\_

Total Enclosed \$ \_\_\_\_\_ (Conn res add tax)

**CHARGE IT!** Exp. Date \_\_\_\_\_

Visa  Master Charge  Bank # \_\_\_\_\_

**DEALER INQUIRIES INVITED**

SEE YOUR DEALER TODAY

# DEMAND THE ORIGINAL 'Firestik'<sup>®</sup>

"THE FUEL-SEEKER"

**DON'T TAKE NO FOR AN ANSWER!!  
THE #1 WIRE-WOUND AND MOST  
COPIED ANTENNA IN THE WORLD!**

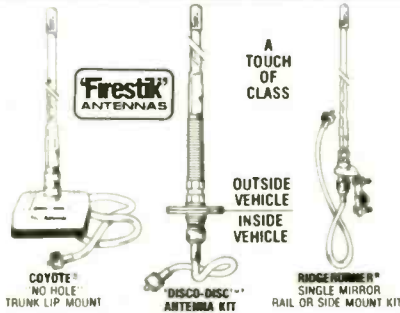
Rugged, Shatterproof Fiberglass

**CB** Antennas and accessories for marine, RV,  
truck, auto, van and motorcycles, etc.

SIX COLORS:

Clear, Spun-Gold,

Silver-Gray, Black, Red and White.



A TOUCH OF CLASS

OUTSIDE VEHICLE  
INSIDE VEHICLE

SEND FOR FREE CATALOG

'Firestik' Antenna Company  
2614 East Adams/Phoenix, AZ 85034

Name \_\_\_\_\_  
Street \_\_\_\_\_  
City \_\_\_\_\_  
State \_\_\_\_\_ Zip \_\_\_\_\_

Serving the CB and  
Communications Market Since 1962.

**5-YEAR REPLACEMENT WARRANTY**  
CIRCLE NO. 50 ON FREE INFORMATION CARD

# SAVE!

MONEY • TIME • FREIGHT

QUALITY STEREO EQUIPMENT  
AT LOWEST PRICES.

YOUR REQUEST FOR QUOTA-  
TION RETURNED SAME DAY.

FACTORY SEALED CARTONS—  
GUARANTEED AND INSURED.

SAVE ON NAME BRANDS LIKE:

PIONEER	SANSUI
KENWOOD	DYNACO
SHURE	SONY
MARANTZ	KOSS

AND MORE THAN 50 OTHERS  
BUY THE MODERN WAY  
BY MAIL—FROM

# illinois audio

BANK CARDS ACCEPTED

12 East Delaware  
Chicago, Illinois 60611  
312-664-0020

CIRCLE NO. 32 ON FREE INFORMATION CARD

## 8-digit precision. To go.

Here's a battery-operated counter with a battery of features: CSC's MAX-100 digital frequency counter. Direct readings from under 20 Hz to past 100 MHz (past 500 MHz with optional prescaler). Big display. Turn-on-and-read operation. Battery-rechargeable-AC options. Plus all the other features and specs you'd expect in a \$250 frequency counter—all for \$101\* less! For more information, CALL TOLL-FREE 1-800-243-6077 (during business hours, Eastern Time, except in Connecticut).



Smarter tools for  
testing and design.



70 Fulton Terr., New Haven, CT 06509 (203) 624-3103

\*\$149 Suggested U.S. resale. Available at selected local distributors.  
Prices, specifications subject to change without notice.  
© Copyright 1979 Continental Specialties Corporation

CIRCLE NO. 17 ON FREE INFORMATION CARD

For  
faster  
service

USE  
ZIP  
CODE

on  
all  
mail

board of an external display terminal. From the computer's point of view, characters come in at random times on a serial interface encoded and ready to go. A large number of modular machines use a video display interface plugged directly into the bus and a separate keyboard interfaced to a parallel port. This approach saves the expense of a separate terminal and gives added flexibility.

In either case, the computer program must be "looking" at the keyboard when the keys are struck, otherwise the input characters may be lost. A system with this difficulty can be greatly helped by having audible feedback to tell the operator instantly when a keystroke is or is not accepted. A better way to solve the problem is to use interrupts with the keyboard. With interrupts, every keystroke interrupts the running program and informs it that a key has been struck. If the program is not yet ready for an input, the character is read and placed in a memory buffer. When the program is ready, the buffer is examined first and characters are taken from it until the buffer is empty. Then the program waits for a keyboard input. This is a very valuable feature for interactive programs written in BASIC, in which it is easy for the operator to get ahead of the program.

While the keyboard logic does most of the work associated with scanning the keys and forming the character code on modular systems, many packaged systems use the microprocessor itself to do this task at much lower cost. In these systems, the individual keyswitches are wired into a matrix, usually with 8 rows and 8 columns and a switch at each crosspoint. The 8 column wires are then connected to an internal 8-bit output port and the 8 row wires to an 8-bit input port. Whenever a key is depressed, an output is connected to an input with the combination different for each key. With proper construction, it is possible for the program to identify which keyswitch is closed and then look up its code in a memory table for use by the rest of the software.

Typically the keyboard-read program, which is usually part of ROM software, scans the keyboard, which means it "looks" at each key in sequence and registers a character when it locates a depressed key. Additional software tests are required to prevent the same character from being generated each time the software scans and to negate the effects of keyswitch contact bounce.

There are two common ways of solving the former problem, each giving a different typing characteristic to the keyboard. One of these is to stop scanning the keyboard when a depressed key is found, output the code, and then wait until the key is released. At that point, scanning is resumed. This system is called "two-key rollover" because it produces the proper sequence of characters (that is, the same sequence that was typed) for a maximum of two keys being pressed simultaneously. The second method uses continuous scanning and keeps a copy of the state of each key in memory. A keystroke is registered only when a key that was not previously down (as determined by looking at the copy in memory) is seen down for the first time. Thus, the keyboard responds only to up-to-down movement of a key and then completely ignores it. This is called "N-key rollover" because it produces the proper character sequence regardless of the number of









# Software

## Sources

By Leslie Solomon  
Technical Director

**TRS-80 Math Library.** Requiring 16K of RAM, and written for Level-II BASIC, this package contains 22 programs for solving various scientific problems including equation roots, differentiation and integration, simultaneous equations including sparse and triangular systems, matrix operations (inversion, determinant, etc.), interpolation (one and two dimensional), regression analysis (linear, polynomial, multiple), ordinary differential equations (single and simultaneous), partial differential equations, statistics and plotting (any function, any range). The package comes with a user manual, example runs, program descriptions, brief theories and sources to refer to. Disk version is \$35, Level-II cassette is \$32. Dr. Lee Scientific Software, 5819 Thomas Ave., Philadelphia, PA 19143 (Tel: 215-748-4558).

**8080 APL.** Running under CP/M for the 8080/8085/Z80 processors, Softronics APL has most of the functions and operators of full APL including n-dimensional inner and outer product, reduction, compression, general transpose, reversal, take, drop; execute and format; system functions and variables; and system commands. It resides in 30K, and is ready to go in ASCII. It also comes with an optional driver program for video display with programmable character generator. \$350. Softronics, 36 Homestead Lane, Roosevelt, NJ 08555.

**Three For the PET.** The Checkbook program selects and displays checks by person, purpose or data and sums checks by category or person. Accounts program allows creation of a data base for company names, addresses, invoices and purchase order numbers, and the amounts of purchase. It locates information on specific companies, determines amounts owed and displays past-due accounts. Calendar program enables the user to keep track of appointments, schedules, etc. \$9.90 for PET/CBM cassette, \$12.95 for diskette. TIS, Box 921, Los Alamos, NM 87544 (Tel: 505-455-7049).

**1802 Programs.** Space Battle is a two-dimensional game for two players while Breakout is similar to the arcade version. Both require 2K of RAM, the 1861 video chip and hex pad entry. For 1802 systems with Tiny BASIC there is Bugger, a one-dimensional game, and Carrier, an aircraft landing program. For 1802 systems having Tiny BASIC and Netronics Display, there is Lander

(lunar), Klaybor Shuttle (a space flight game), and Battleship (a computer version of the old game). Programs are available on cassette or as listings. Send SASE to Donald R. Shroyer, 209 Brinker St., Latrobe, PA 15650.

**Parle Vous Computer?** The Language Translator Program can accept a word, phrase or complete sentence and translate it from English to a foreign language, from a foreign language to English, or from one foreign language to another. It is not a simple word-for-word translator. When a sentence is entered, the proper verb conjugation is checked as well as word contractions. New words may be added. A special mode allows the translator to input one language and output a translation on a printer. A Teach Mode allows working at a slower pace. Display formatting shows vocabulary words in logical categories, or alphabetically. CP/M or North Star Disk. Spanish or French presently available with 500 words per disk, at \$30. Additional initial languages (French, Spanish, German, Italian, Hungarian, Polish and Slovak) on starter disk only for \$10. Practical Programming Corp. Box 3069, North Brunswick, NJ 08902.

**Statistical Package.** MICROSTAT is designed for scientific research and business applications. It uses special algorithms to minimize errors and a Data Management Subsystem to control, edit and modify all files employed as data input. It permits up to 11 data transformations on any data file, including reciprocals, exponential and linear transformations, plus the ability to augment, rank order, sort and log variables in the data file. It features 8 probability distributions, 11 nonparametric tests, Chi-square, one and two way ANOVA, hypothesis tests (mean and proportions), simple and multiple regression, and data plots. Used with North Star and BASIC. \$200. ECOSOFT, P.O. Box 68602, Indianapolis IN 46260 (Tel: 317-253-6828).

**North Star Assembler.** The ASMB-48 assembler/editor can be used with 8021/8022/8039/8049 microcomputers. Programs developed on the Z80/8080 host must be off-loaded to the target processor for test. The INTEL MCS-48 assembly language is supported as well as pseudo-operations for conditional assembly, data and string definition, and multiple location counter program development. On diskette, \$75. Allen Ashley, 395 Sierra Madre Villa, Pasadena, CA 91107 (Tel: 213-793-5748).

**TRS-80 FORTH.** TinyFORTH 2.1 is a unique version of FORTH tailored to the TRS-80. Programs run faster since this language includes a compiler as well as an interpreter. TinyFORTH is based on a memory-resident dictionary of words with each word a program. The user can define new words, with the size limited by available memory. The 300 words in tF 2.1 occupy 8K of memory. It also includes a Z80 assembler, and graphics package. The text editor can be used to edit TinyFORTH or other text. TinyFORTH for 16K (or larger) Level-II machines is \$29.95 with \$1.50 shipping/handling. The Software Farm, P.O. Box 2304, Reston, VA 22090 (Tel: 703-437-9218). ◇

# FREE

The newest in home computers, fine stereo components, color TV, HAM radio, precision test equipment, innovative electronics for the home—all in easy-to-build, money-saving kits.

Send today for your **FREE Heathkit® Catalog**



If coupon is missing, write Heath Co., Dept. 010-632 Benton Harbor, MI 49022

Send to: Heath Co., Dept. 010-632 Benton Harbor, MI 49022.

Send my free Heathkit Catalog now. I am not currently receiving your catalog.

Name \_\_\_\_\_

Address \_\_\_\_\_

City \_\_\_\_\_ State \_\_\_\_\_

CL-724A Zip \_\_\_\_\_

CIRCLE NO. 30 ON FREE INFORMATION CARD

## PARTS MASTERS STOCKING DISTRIBUTOR



### 10 MHZ DUAL TRACE OSCILLOSCOPE MODEL—302 LEADER

Sensitivity calibrated  
Bandwidth DC or 2Hz to 10MHz  
Time Base Calibrated: 1 $\mu$ S to 0.2S per div.



### 3½ DIGIT LAB DMM MODEL B & K 2830

0.5% DC Accuracy  
Autozeroing  
100 $\mu$ V, 100 nA, .01 ohm resolution

PARTS MASTERS, INC.  
P.O. Box 684 Pinebrook, N.J. 07058  
(201) 227-7797

Send for full catalog

CIRCLE NO. 49 ON FREE INFORMATION CARD

## CB, AMATEUR or COMMERCIAL COMMUNICATIONS

Hustler has  
the antenna you're  
looking for!

Mobile or base station. Whatever your needs, Hustler has the quality for exceptional mechanical and electrical performance. The result of unique engineering expertise and innovation, respected throughout the industry. For outstanding antenna quality, look to Hustler! See your dealer or write:



3275 North B. Ave.  
Kissimmee, Florida 32741

Clearly the choice of those  
who know quality.



CIRCLE NO. 31 ON FREE INFORMATION CARD

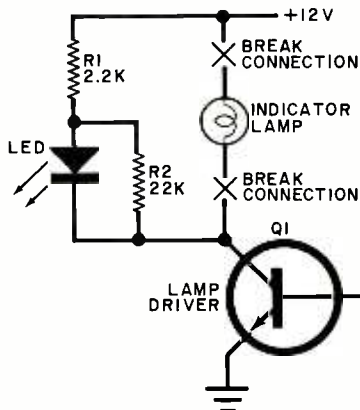
## Tips & Techniques

### INHIBITING PC BOARD OXIDATION

If you've ever made your own pc board, you know that the foil on a freshly etched board quickly takes on an oxide layer when exposed to the air. This oxide makes soldering difficult because more heat than normal is required for a good solder connection. This excess heat can damage delicate semiconductors and even the board itself. The problem can be avoided by applying a thin film of high-viscosity lubricating oil on the foil with a wad of cotton or a cotton swab. The oil will not interfere with soldering but will prevent oxidation of the copper foil. —Harry J. Miller, Sarasota, FL.

### LED REPLACES "ODDBALL" INCANDESCENT

The situation occasionally arises in which a replacement for an uncommon incandescent lamp is hard to find. In such a case, minor circuit changes and the addition of a readily available LED can solve the problem. The circuit shown here was employed when the stereo indicator



lamp in an FM receiver burned out and no suitable replacement could be found in Tehran, Iran. This circuit can be adapted for use in a great many similar situations.

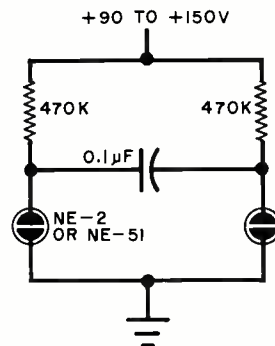
Shunt resistor  $R_2$  was required to prevent collector leakage current through  $Q_1$  from illuminating the LED in the absence of base drive. This resistor might not be needed in other applications. The value of  $R_1$  can be changed to permit substitution of the LED for an incandescent lamp requiring some other supply voltage. —J. Smolski, S. Plainfield, N.J.

### SPAGHETTI FROM BALLPOINT PENS

When your ballpoint pen runs out of ink, disassemble it and snip off the plastic tube which formerly held the ink. Thread a string through the tube and then pull the string back and forth through it to remove any residual ink. You now have a length of "spaghetti" wire insulation for your latest electronic project. —Frank Shore, New York, N.Y.


### NEON BLINKER

The circuit shown here is an astable multivibrator employing two neon bulbs that alternately blink on and off. It will delight children when used as the blinking eyes of a Santa Claus, jack-o-lantern or similar toy and can be used to create eye-catching window displays. Type NE-2 or NE-51 neon bulbs can be employed, and the operating voltage (190 to 1150 volts) can be derived from a high voltage photographic battery, a line powered



supply, or a small dc-to-dc converter and a low-voltage battery. Current drain is very low, so long battery life can be expected. The flash rate can be changed by varying the values of resistance (don't reduce below 100,000 ohms) and or capacitance. Use a non-polarized capacitor with an adequate voltage rating. —H. Muller, Danboro, PA.

## Put Professional Knowledge and a COLLEGE DEGREE in your Electronics Career through HOME STUDY



### Earn Your DEGREE

No commuting to class. Study at your own pace, while continuing your present job. The Grantham home-study program leads first to the A.S.E.T. and then to the B.S.E.T. degree. Our free bulletin gives full details. Write for *Bulletin ET-80*.

**Grantham College of Engineering**  
2500 So. LaCienega Blvd.  
Los Angeles, California 90034

**GRANTHAM'S FCC LICENSE STUDY GUIDE**  
—377 pages, 16 FCC-type practice tests, 1465 questions with answers and discussions—covering third, second, and first class radiotelephone license exams. Preparation for each separate class of license is presented in a separate section of the book. \$15.75 postpaid. Order from:

GSE Publications  
P. O. Box 35499, Los Angeles, Calif. 90035



# PROJECT OF THE MONTH

## Pocket Color Organ

BY FORREST M. MIMS

**T**HIS LITTLE color organ has only a thousandth of the light power of its conventional counterparts, but it's ideal for solo viewing. I've also found it to be an effective attention-getting device at small gatherings.

As shown in Fig. 1, the circuit consists of three active filters which separate the audio input signal into low, medium and high frequencies. Each filter drives three series-connected LEDs. I chose red for the low frequencies, yellow for the middle range and green for the high frequencies.

The red and yellow LEDs are driven by bandpass filters. With the component values I chose, the red filter peaks at 20 Hz and has a total passband of 1 to 70 Hz. The yellow filter peaks at 80 Hz and has a total passband of 25 to 85 Hz. The green LED is driven by a high-pass filter with a response which extends from about 75 Hz to beyond the limits of audibility.

Figure 2 shows the frequency response of the three filters superimposed on the same graph. The overlap of filter responses can be eliminated by altering the frequency responses of the filters. I intentionally included the overlap, however, to prevent the possibility of all the LEDs going dark simultaneously.

As clearly indicated in Fig. 2, the circuit favors the low end of the audio spectrum. While I've found this gives an excellent visual representation of most music, you might want to alter the frequency response of one or more filters for other effects.

For best results, assemble the circuit in a light-tight enclosure. Make a window for the LEDs from a thin sheet of translucent plastic or ground glass, materials sold at many camera stores.

Figure 3 shows the enclosure I selected, a French bicycle light sold under the trade name "Wonder." It or a similar bike light of domestic manufacture can be purchased from most bicycle stores.

I removed the light's reflector and switch assembly and installed a circuit board cut with a nibbling tool to fit the interior of the case. The LEDs were grouped in three red-yellow-green triangles as shown in Fig. 4. You can, of course, select your own color and pattern arrangements. The visual impact of the LEDs is much greater if they are viewed through a translucent screen. You can transform the plastic flashlight lens from transparent to translucent by lightly buffing it with fine emery paper.

I used point-to-point wiring to interconnect the various components. The flash-

light case didn't have sufficient space for batteries, so I taped two 9-volt batteries to the back of the case and connected them to the circuit via a short cable and a couple of battery clips. The circuit will work when powered by a 9-volt supply, but 18 volts gives more light and provides better response at low volume settings.

A two-conductor cable with two miniature phone plugs soldered in parallel at

one end and connected to the input transformer's 8-ohm primary is used to route audio signals to the color organ. Insert one plug in the phone jack of a transistor radio. The other plug should go to a jack connected to a small monitor speaker box so you can hear the music while you're viewing it. Alternatively, you can defeat the radio's speaker cutoff by rewiring its ear-phone jack.

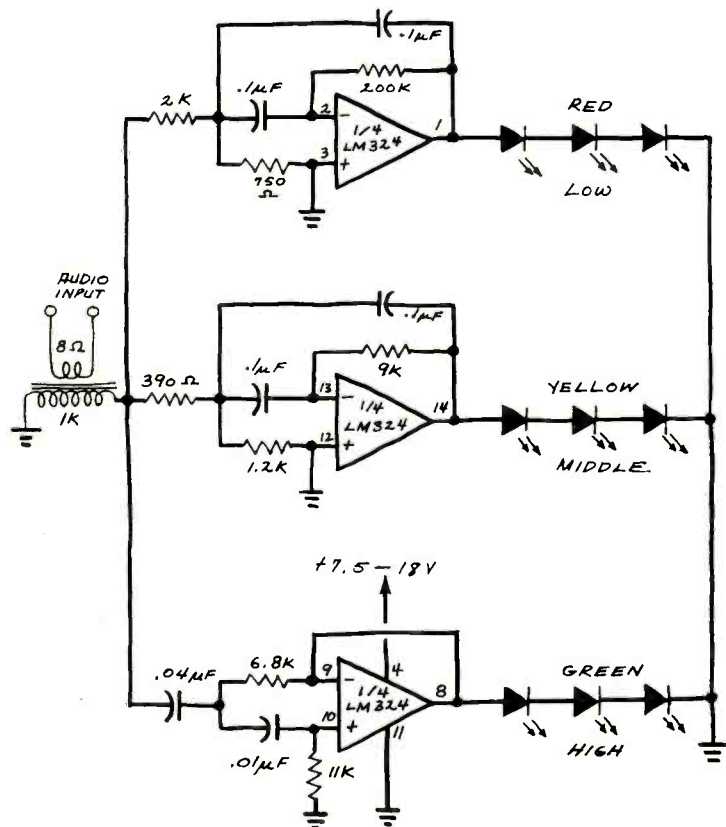


Fig. 1. Schematic diagram for a miniature color organ.

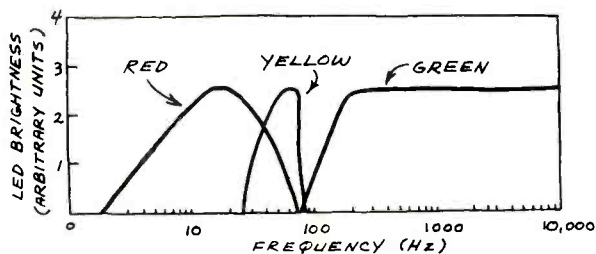


Fig. 2. Frequency response of LED color organ.

Next, dim the room lights, tune in some good music and enjoy the show. You can adjust the radio's volume and tone controls to alter the visual effects. And don't worry about power consumption. The circuit draws only 3 to 5 mA from a single 9-volt battery or 5 to 12 mA from two series-connected 9-volt batteries.



Fig. 3. Prototype assembled in a bicycle light.




Fig. 4. Prototype internal assembly. Transformer is cemented to circuit board.

**Correction:** Byte magazine's advertisement in January 1980 POPULAR ELECTRONICS featured incorrect prices. Subscription rates are: for one year, \$18; two years, \$32; and three years, \$46.



## Get the inside story...

on software, hardware, simulations, computer games, robotics, computers and calculators, languages and compilers, custom systems design and scores of applications.

# Read BYTE.

**BYTE**, the leading magazine in the personal computer field, will keep you aware of fast-paced changes in the ever growing world of microprocessors. You'll find **BYTE** tutorials invaluable, reports on home computer applications instructive, and the reviews of computer products stimulating.

Tutorial information in **BYTE** is of interest to both the beginner and experienced computer user. **BYTE**'s editorial content explores the fun of using and applying computers for personal satisfaction in activities from electronic music to electronic mail,

from games to pragmatic personal business. In **BYTE** is found authoritative yet easily read coverage of principles of computer hardware and software design, approaches to novel applications, and essentials of proven interest to personal computer enthusiasts.

Each month serious computer users read **BYTE**. They're rewarded with timely articles by professionals, computer scientists and competent amateurs. Isn't it time you got the inside story? Subscribe now to **BYTE**, the Small Systems Journal.

Fill in and mail the coupon today. Read your first copy of **BYTE**. If it is everything you expected, honor our invoice. If it isn't, just write "Cancel" on the invoice and mail it back. You won't be billed and the first issue is yours at no charge.

Allow 6 to 8 weeks for processing. If you have any questions, dial toll free 800-258-5485. This is the number of the **BYTE** Subscription Department.

© **BYTE** Publications, Inc. 1979

**BYTE Subscription Dept. P.O. Box 590 Martinsville, NJ 08836**  
Please enter my subscription for

One year \$18 (12 issues)     Two years \$32     Three years \$46

Check enclosed entitles me to 13 issues for price of 12 (North America only)

Bill Visa     Bill Master Charge     Bill me (North America only)

Card Number \_\_\_\_\_ Expiration Date \_\_\_\_\_

Signature \_\_\_\_\_ Name (please print) \_\_\_\_\_

Address \_\_\_\_\_

City \_\_\_\_\_ State/Province/Country \_\_\_\_\_ Code \_\_\_\_\_

Foreign Rates (To expedite service, please remit in U.S. Funds)

Canada or Mexico     One year \$20     Two years \$36     Three years \$52

Europe, one year (air delivered) \$32

All other countries, one year (surface delivered) \$32. Air delivery available on request.

**7330**

CIRCLE NO. 11 ON FREE INFORMATION CARD

DIGI-KEY CORPORATION Quality Electronic Components

800-346-6443 MN., AK., HI. RESIDENTS 218-687-6674

DON'T FORGET OUR DISCOUNTS WHEN COMPARING PRICES

I.C.'S • RESISTORS • TRANSISTORS • CAPACITORS • DIODES • I.C. SOCKETS & PINS • SWITCHES • CLOCK MODULES • OPTOELECTRONICS • BREADBOARD & TESTING DEVICES • DRAFTING SUPPLIES • DATA BOOKS • HEAT SINKS • WIRE • TOOLS ... AND MORE ... WRITE FOR FREE CATALOG ...

TEXAS INSTRUMENTS I.C. SOCKETS

SOLDER TAIL DIP SOCKETS

Table with 3 columns: Part No., Description, Price. Lists various DIP socket models like 2508, 2514, 2518, etc.

WIRE WRAP DIP SOCKETS

Table with 3 columns: Part No., Description, Price. Lists wire wrap socket models like 2516, 2518, 2522, etc.

GOLD INLAY WIRE WRAP

Table with 3 columns: Part No., Description, Price. Lists gold inlay wire wrap socket models like 2516, 2518, 2522, etc.

MOLEX I.C. SOCKET PINS

Table with 3 columns: Part No., Description, Price. Lists Molex pin models like 2516, 2518, 2522, etc.

TEXAS INSTRUMENTS GOLD EDGEBOARD CONNECTORS

Table with 3 columns: Part No., Description, Price. Lists gold edgeboard connector models like HA1000, HA1002, etc.

HA SERIES 100'S, 200'S EDGEBOARD CONNECTORS

Table with 3 columns: Part No., Description, Price. Lists HA series connector models like HA1000, HA1002, etc.

HA SERIES 125'S, 225'S EDGEBOARD CONNECTORS

Table with 3 columns: Part No., Description, Price. Lists HA series connector models like HA1000, HA1002, etc.

HA SERIES 134'S, 234'S EDGEBOARD CONNECTORS

Table with 3 columns: Part No., Description, Price. Lists HA series connector models like HA1000, HA1002, etc.

NATIONAL SEMICONDUCTOR DATA BOOKS

Table with 3 columns: Part No., Description, Price. Lists National Semiconductor data books like SCIP, 1978 Linear Data Book, etc.

TIME-TEMPERATURE PROGRAMMABLE MODULE USER PROGRAMMABLE FOR:



12 or 24 hour display. Fixed or floating calendar format. 50 I/O lines for frequency operation.

Features: 6 digit 7-segment LED display with red and blue. Prec. clock, degree and error. Low LED currents. Power down mode.

THE "PROGRAMMABLE" CLOCK MODULE USER PROGRAMMABLE FOR:



12 or 24 hour display. Fixed or floating calendar format. 50 I/O lines for frequency operation.

Features: 6 digit 7-segment LED display with red and blue. Prec. clock, degree and error. Low LED currents. Power down mode.

DIGI-CLOCK Kit



12 VDC - Ideal for Car, Van or Boat.

5% CARBON FILM RESISTORS

1/4 WATT RESISTOR ASSORTMENTS

RES125, RES225, RES150, RES250

DIGI-KEY ACCEPTS CHECKS, MASTERCARD, VISA, MONEY ORDERS

DIGI-KEY CORPORATION - BOOKSELLER

FREE CATALOG

Digi-Key Stocks The Entire AP Products Line

STRANDED HOOK UP WIRE

Hardware: 2-56 I.D. SCREW, 2-56 I.D. NUT, etc.

INTEGRATED CIRCUITS

Table with 3 columns: Part No., Description, Price. Lists various IC models like 7400, 7401, 7402, etc.

Table with 3 columns: Part No., Description, Price. Lists various IC models like 7403, 7404, 7405, etc.

Table with 3 columns: Part No., Description, Price. Lists various IC models like 7406, 7407, 7408, etc.

Table with 3 columns: Part No., Description, Price. Lists various IC models like 7409, 7410, 7411, etc.

Table with 3 columns: Part No., Description, Price. Lists various IC models like 7412, 7413, 7414, etc.

Table with 3 columns: Part No., Description, Price. Lists various IC models like 7415, 7416, 7417, etc.

Table with 3 columns: Part No., Description, Price. Lists various IC models like 7418, 7419, 7420, etc.

Table with 3 columns: Part No., Description, Price. Lists various IC models like 7421, 7422, 7423, etc.

Table with 3 columns: Part No., Description, Price. Lists various IC models like 7424, 7425, 7426, etc.

SILICON TRANSISTORS

Table with 3 columns: Part No., Description, Price. Lists various transistor models like 2N3055, 2N3069, etc.

Table with 3 columns: Part No., Description, Price. Lists various transistor models like 2N3070, 2N3078, etc.

Table with 3 columns: Part No., Description, Price. Lists various transistor models like 2N3090, 2N3095, etc.

Table with 3 columns: Part No., Description, Price. Lists various transistor models like 2N3098, 2N3106, etc.

Table with 3 columns: Part No., Description, Price. Lists various transistor models like 2N3109, 2N3115, etc.

Table with 3 columns: Part No., Description, Price. Lists various transistor models like 2N3117, 2N3126, etc.

Table with 3 columns: Part No., Description, Price. Lists various transistor models like 2N3128, 2N3134, etc.

Table with 3 columns: Part No., Description, Price. Lists various transistor models like 2N3136, 2N3138, etc.

Table with 3 columns: Part No., Description, Price. Lists various transistor models like 2N3140, 2N3142, etc.

PANASONIC ELECTROLYTIC CAPACITORS

Table with 3 columns: Part No., Description, Price. Lists various electrolytic capacitor models like ECW, ECE, etc.

Table with 3 columns: Part No., Description, Price. Lists various electrolytic capacitor models like ECW, ECE, etc.

Table with 3 columns: Part No., Description, Price. Lists various electrolytic capacitor models like ECW, ECE, etc.

Table with 3 columns: Part No., Description, Price. Lists various electrolytic capacitor models like ECW, ECE, etc.

Table with 3 columns: Part No., Description, Price. Lists various electrolytic capacitor models like ECW, ECE, etc.

Table with 3 columns: Part No., Description, Price. Lists various electrolytic capacitor models like ECW, ECE, etc.

Table with 3 columns: Part No., Description, Price. Lists various electrolytic capacitor models like ECW, ECE, etc.

Table with 3 columns: Part No., Description, Price. Lists various electrolytic capacitor models like ECW, ECE, etc.

Table with 3 columns: Part No., Description, Price. Lists various electrolytic capacitor models like ECW, ECE, etc.

DIGI-KEY CORPORATION Quality Electronic Components

P.O. Box 677 Thief River Falls, MN 56701 (218) 687-6674



# Radio Shack — Your No. 1 Parts Place™

## Low Prices and New Items Every Day!

### Low-Power Schottky ICs

Low As **49¢**



- 100% Prime
- Guaranteed Specs

Improved 5-volt logic devices use Schottky diode technology for minimum propagation delay and high speed at minimum power.

Type	Cat. No.	ONLY
74LS00	276-1900	.49
74LS02	276-1902	.59
74LS04	276-1904	.59
74LS08	276-1908	.49
74LS10	276-1910	.59
74LS13	276-1911	.99
74LS20	276-1912	.59
74LS27	276-1913	.69
74LS30	276-1914	.59
74LS32	276-1915	.69
74LS47	276-1916	1.29
74LS51	276-1917	.59
74LS73	276-1918	.69
74LS74	276-1919	.69
74LS75	276-1920	.99
74LS76	276-1921	.79
74LS85	276-1922	1.29
74LS90	276-1923	.99
74LS92	276-1924	.99
74LS93	276-1925	.99
74LS123	276-1926	1.19
74LS132	276-1927	.99
74LS151	276-1929	.99
74LS157	276-1930	1.19
74LS161	276-1931	1.49
74LS164	276-1932	1.49
74LS175	276-1934	1.19
74LS192	276-1935	1.49
74LS193	276-1936	1.49
74LS194	276-1937	1.49
74LS196	276-1938	1.59
74LS367	276-1835	1.19
74LS368	276-1836	1.19
74LS373	276-1943	2.39
74LS374	276-1944	2.39

### 4000-Series CMOS ICs

Type	Cat. No.	EACH
4001	276-2401	.69
4011	276-2411	.69
4012	276-2412	.79
4013	276-2413	.99
4017	276-2417	1.69
4020	276-2420	1.69
4021	276-2421	1.69
4023	276-2423	.69
4027	276-2427	.99
4029	276-2429	1.29
4046	276-2446	1.89
4511	276-2447	1.69
4049	276-2449	.79
4050	276-2450	.79
4051	276-2451	1.49
4066	276-2466	1.39
4070	276-2470	.79
4518	276-2490	1.49
4543	276-2491	1.99

All Prime from Major Semiconductor Manufacturers. Specs and Pin Out Diagram Included with Each Device.

### MC14553 3-Digit BCD Counter IC **2.99**

CMOS chip replaces over 8 separate ICs in a digital display circuit. Input pulse shaping. Master reset pin. 16-pin DIP. 276-2498 ..... 2.99

### RAM Memory ICs **2.49**

Low As

2102 1024 x 1 Array. Low-cost static memory chip. 16-pin DIP. Buy 8 and save! 276-2501 ..... 2.49 Ea. or 8-14.95  
 2114L 1024 x 4 Array. NMOS static RAM. 18-pin DIP. 276-2504 ..... 10.99




### Semiconductor Applications Handbook

**1.99**

Engineer's Notebook of IC Circuits

Become your own design engineer! Handy reference gives applications and circuit examples for most popular linear and digital ICs. Basic building block circuits for digital logic includes truth tables and helpful tips. All circuits have been built and tested. 128 pages. 276-5001 ..... 1.99

### Universal PC Boards and Connectors




Low As **3.49**

**A** Epoxy glass. All 4 1/2 x 4" with 1/16" grid. Fit 22-pin dual edge connector. Reg. 4.99.

- 1-Voltage.** 1295 holes. For most applications. 276-155 ..... Sale 3.99
- 2-Voltage.** 1368 holes. For digital circuits. 276-156 ..... Sale 3.99
- 3-Voltage.** 1368 holes. For OP amps. 276-157 ..... Sale 3.99
- B** 22-Pin Dual Edge-Card Socket. Wire wrapping. 276-1550 ..... 3.49

### NEW LED Clock Module



- Selectable Time/Temp Display
- Large Bright 0.7" LED's
- Remote Temperature Sensing

**24.95**

Complete 12/24 hour-clock features temperature display in degrees C or F. Beeping 24-hour alarm drives an 8-ohm speaker directly. 50-60 Hz operation. 277-1006 ..... 24.95  
 Power Transformer. 273-1530 ..... 4.99

### Dual Analog Delay IC

**10.95**

Continuously Variable — Many Audio Applications



SAD1024A. "Bucket Brigade" device has 2 separate 512-stage shift registers which can be used independently or in combination. Provides continuously variable electronic delay for complex audio signals to create reverb, echo, phase shift, chorus and vibrato effects. Reliable NMOS design operates from single supply. With applications circuits and data. 16-pin DIP. 276-1761 ..... 10.95

### NEW No-Strip Wire Wrapping Tool & Replacement Wire




**12.95**




**1.99**

- A** Quick-Wrap Tool.™ For 0.025" square posts. No stripping required. Daisy chain or point-to-point. Cuts wire from spool. Easy wire loading. 276-1572 ..... 12.95
- B** Red Kynar Wire. 50' 278-501 ..... 1.99
- White Kynar Wire. 50' 278-502 ..... 1.99
- Blue Kynar Wire. 50' 278-503 ..... 1.99

### DIP Header & Wrapping Sockets



Low As **1.29**



- A** DIP header. Mounts resistors, capacitors, etc., for use with 16-pin DIP sockets. 276-1980 ..... 1.29
- Low-profile. 3 level pin length.
- B** 14-Pin Wrapping Sockets. 276-1993 ..... Pkg. 2/1.29
- C** 16-Pin Wrapping Sockets. 276-1996 ..... Pkg. 2/1.39

### 12/24-Hr. LCD Clock Module

**19.95**



24-Hour Alarm Shows Time/Day/Date

Actual Size

Complete clock module — just add switches and battery! 0.25" LCD display has built-in backlight, alarm set, PM and snooze indicators. Piezo buzzer 273-064 is ideal for alarm. Operates up to a year on single 1.5V battery. Accuracy: ± 13 seconds per month. 277-1005 ..... 19.95

### Miniature Piezo Buzzer Element

Penetrating 6.5 kHz electronic tone. Can be driven by external signal or self-oscillating circuit. 273-064 ..... 1.99

### 4" Cooling Fan

**12.95**

Super Quiet Operation



Ideal for cooling power supplies, microcomputers, hi-fi and Ham gear. Delivers up to 70 CFM. Diecast venturi. U.L. recognized motor. For 120VAC, 60 Hz. 273-241 ..... 12.95

WHY WAIT FOR MAIL ORDER DELIVERY?  
 IN STOCK NOW AT OUR STORE NEAR YOU!




# Radio Shack®

A DIVISION OF TANDY CORPORATION • FORT WORTH, TEXAS 76102  
 OVER 7000 LOCATIONS IN 40 COUNTRIES

\*Retail prices may vary at individual stores and dealers.

# Now get OHIO SCIENTIFIC personal computer products with guaranteed, quick, mail order delivery.



**ONLY \$279**

## Ohio Scientific Superboard II

The first complete computer system on a board. Includes keyboard, video display and audio cassette interface. 8K BASIC-in-ROM; 4K RAM. Requires power supply +5V at 3 Amp.

**"We heartily recommend Superboard II for the beginner who wants to get into microcomputers with a minimum cost. A real computer with full expandability."**  
POPULAR ELECTRONICS, MARCH, 1979

**"The Superboard II is an excellent choice for the personal computer enthusiast on a budget."**  
BYTE, MAY, 1979


## Ohio Scientific C4P Series.



**The Challenger 4P.** A 4-slot computer with one open slot. Highly sophisticated 16 color video display. 32 rows x 64 columns, upper and lower case. 8K BASIC-in-ROM 8K RAM. 200-20KHz programmable tone generator. AC remote interface. Expandable to 32K RAM and two mini-floppy drives. **\$698.**

**The Challenger 4P MF.** Mini Floppy version of the 4P. Two to three times faster than competitors. More I/O built-in than any other in its class. 24K RAM. Real time clock. Modem interface. Printer interface. Foreground/Background operation and much, much more. **\$1695.**

## Ohio Scientific C1P Series.



**The Challenger 1P.** The best bargain in personal computer anywhere! 8K BASIC-in-ROM. 4K RAM. Cassette based with 53-key keyboard. B&W video display, 30 rows x 30 columns. Upper and lower case. **\$349.** C1P with 8K RAM \$399.

**Ohio Scientific C1P MF.** Mini-floppy version of the C1P. 8K BASIC-in-ROM, 12K RAM. Fully expandable. **\$995.** C1P MF with 20K RAM and DS-65D software \$1198.

## Accessories

- AC-3P** 12" B/W monitor, TV \$ 125
- AC-15P** 12" Color monitor \$ 450
- AC-16P** 2-8 Axis Joysticks with cable \$ 39
- AC-11P** Answer/Originate 300 baud modem with cable \$ 199
- AC-17P** Home Security Starter Set. 1 fire detector, 2 window alarms, 1 door unit. \$ 249
- AC-18P** 8 1/2" aluminized paper printer. Upper/lower case. \$ 695
- AC-9TP** Centronics 799 110cps tractor feed, business printer with interface \$ 1250
- AC-12P** AC-Remote starter set. Console. 2 lamp modules, 2 appliance modules, OS 65D home control operating system \$ 175
- Disk Drives**
- CD 3P** Single 5" mini floppy \$ 499
- CD 2P** Dual 8" Disk with interface and OS-65D DOS \$ 1599
- Power Supplies**
- PS 1.** 5-volt @ 3 amps regulated. For use with Superboard II \$ 29

## Boards (Assembled and tested)

- CM 9P.** 24K Static. \$ 399
- 610.** 8K Static. Expandable to 24K and dual mini-floppy controller. \$ 298
- CA-14A.** Votrax® voice synthesizer. \$ 399
- CA-15** Universal Telephone Interface, rotary or touch tone \$ 499
- CA-15V** UTI with Votrax® \$ 799
- CM-6** 48K Dynamic memory board. \$ 499
- 4KP.** 4K static RAM kit \$ 69
- CA12.** 96 line parallel I/O \$ 175
- Books:**
- How to Program Microcomputers, By William Barden \$ 8.95
- Basic and Personal Computer By Dwyer & Critchfield \$ 12.95
- Howard Sams C1P Service Manual \$ 7.95
- Howard Sams C4P Service Manual \$ 15.95

## Freight Policies

All orders of \$100 or more are shipped freight prepaid. Orders of less than \$100 please add \$4.00 to cover shipping costs. Ohio Residents add 5.5% Sales Tax.

## Guaranteed Shipment

Cleveland Consumer Computers & Components guarantees shipment of computer systems within 48 hours upon receipt of your order. **Our failure to ship within 48 hours entitles you to \$35 of software, FREE.**

## Ohio Scientific 8P Series.



**Challenger 8P.** Ohio Scientific's mainframe-class. Personal computer. 8 slots with 6 open. Cassette based with 8K BASIC-in-ROM. 8K static RAM, expandable to 32K RAM, and dual 8-inch floppy disk drive. **\$895.**

**Challenger 8P DF.** A top of the line personal and small business computer. 32K RAM, expandable to 48K. Features dual 8" floppy disk drives. Audio output 200 20KHz. DAC for voice generation. Keypad interfaces. Joystick (2) interfaces. AC Remote. Real Time Clock. Printer & Modem interfaces. And more. **\$2597.**

## SOFTWARE

- |   |   |  |
|---|---|--|
| <b>Cassettes</b>                          | MDMS Personal Calendar/Address Book \$29.00                                   | Home Control II \$29.00                        |
| Add Game \$ 6.00                          | Function Grapher \$ 6.00  |  |
| BASIC Tutor Series \$29.00                | Address Book \$ 8.00  |  |
| Programmer \$ 12.00                       | Programmable Calculator \$12.00   |  |
| Savings Account \$ 6.00                   | Baseball I \$ 6.00  |  |
| Battleship \$ 6.00                        | Bowling \$ 6.00   |  |
| Destroyer \$ 6.00                         | Space War \$ 6.00   |  |
| Star Trek \$ 6.00                         | Tiger Tank \$12.00  |  |
| <b>Disks</b>                              | Monster, Kite, Three Little Pigs, Humpty Dumpty and more (2 Disk Set) \$29.00 | When ordering, specify Challenger 1P, 4P or 8P |
| MDMS Education System \$29.00             | MDMS Aux File Systems \$29.00   |  |
| MDMS Checking and Savings Account \$29.00 |   |  |

Many, many more software systems are available to you. See our catalog for complete listings.

## To Order:

Or to get our free catalog  
**CALL 1-800-321-5805 TOLL FREE.**

Charge your order to your **VISA** or **MASTER CHARGE** ACCOUNT  
Ohio Residents Call: (216) 464-8047  
Or write, including your check or money order, to the address listed below.

**Hours:**  
Call Monday thru Friday  
8:00 AM to 5:00 PM E.S.T.



**CLEVELAND CONSUMER COMPUTERS & COMPONENTS**  
P.O. Box 46431  
Cleveland, Ohio 44146

**TO ORDER: CALL**  
**1-800-321-5805**  
**TOLL FREE**

# PET 2001 professional computer



- PET 2001-8N Computer 8K bytes, large keyboard w/separate numeric pad and graphics. \$795.00
- PET 2001-16N Computer 16K bytes, large keyboard with separate numeric pad and graphics. \$995.00
- CBM 2001-16B Computer AS above but has standard typewriter keyboard. No graphic keys. \$595.00
- PET 2001-32N Computer identical to PET 2001-16N except with 32K bytes of memory. \$1295.00
- CBM 2001-32B Computer identical to CBM 2001-16B except with 32K bytes of memory. \$1295.00
- CBM 2022 Printer 80 column dot matrix printer with plain paper or forms handling tractor feed. Full graphics. \$795.00
- CBM 2023 Printer 80 column dot matrix printer. Plain paper printer with full graphics. \$695.00
- CBM 2040 Dual Floppy Dual drive intelligent mini floppy system. 341K net user storage capacity. \$1295.00
- C2N External Cassette Cassette player/recorder to use with PET 2001/6/16/32. \$95.00
- PET to IEEE Cable Use this cable to connect your floppy or printer to any CBM Computer. \$59.95
- IEEE to IEEE Cable Use this cable when connecting more than one peripheral to any CBM Computer. \$49.95
- User Manual 160 pages covering all facets of user operation, programming and I/O for PET Computers. \$9.95

CD4000	CD4026	\$1.90	CD4069	\$ 32	CD4512	\$ 90
<b>CMOS</b>	CD4027	.65	CD4070	40	CD4514	2.70
CD4000	CD4028	.85	CD4071	35	CD4515	2.70
CD4001	CD4029	1.20	CD4072	35	CD4516	2.70
CD4002	CD4030	1.80	CD4073	35	CD4518	1.30
CD4003	CD4033	1.80	CD4075	35	CD4520	1.20
CD4004	CD4034	3.50	CD4076	1.15	CD4522	1.35
CD4006	CD4035	1.50	CD4077	50	CD4526	1.35
CD4007	CD4040	1.30	CD4078	35	CD4527	1.80
CD4008	CD4041	90	CD4081	36	CD4528	1.10
CD4009	CD4042	90	CD4082	40	CD4531	1.10
CD4010	CD4043	90	CD4083	80	CD4532	1.80
CD4011	CD4044	90	CD4085	1.60	CD4543	1.80
CD4012	CD4046	1.70	CD4088	1.30	CD4555	1.10
CD4013	CD4047	1.40	CD4089	3.30	CD4556	1.10
CD4014	CD4048	1.40	CD4092	1.10	CD4581	3.40
CD4015	CD4049	60	CD4097	1.10	CD4582	1.20
CD4016	CD4050	60	CD4098	2.40	CD4584	.80
CD4017	CD4051	1.10	CD4010	1.25	CD4585	1.20
CD4018	CD4052	1.10	CD4511	1.30	CD4901	.90
CD4019	CD4053	1.10				
CD4020	CD4054	1.40				
CD4021	CD4056	1.40				
CD4022	CD4059	1.40				
CD4023	CD4063	2.90				
CD4024	CD4066	.70				
CD4025	CD4068	32				

### Sanken HYBRID AUDIO POWER AMPLIFIERS

P/N	Transformer
SI-1010G(10W)	\$ 6.95 TR10 \$ 7.90
SI-1020G(20W)	\$13.95 TR20 \$10.90
A-SI-8(Socket for above)	.95
SI-1030G(30W)	\$19.00 TR30 \$12.90
SI-1050G(50W)	\$27.80 TR50 \$17.90
A-SI-10(Socket for above)	.95

\* Note: One Transformer can power two audio amplifiers.

### FULL LEAD • HIGH QUALITY • 5% TOL CARBON FILM RESISTORS

1/4 Watt	\$1.69 per M	1/2 Watt	\$1.79 per M
10 33	100 330 1.0K 3.3K 10K 33K 100K 330K 1.0M 3.3M		
11 36	110 360 1.1K 3.6K 11K 36K 110K 360K 1.1M 3.6M		
12 39	120 390 1.2K 3.9K 12K 39K 120K 390K 1.2M 3.9M		
13 43	130 430 1.3K 4.3K 13K 43K 130K 430K 1.3M 4.3M		
15 47	150 470 1.5K 4.7K 15K 47K 150K 470K 1.5M 4.7M		
16 51	160 510 1.6K 5.1K 16K 51K 160K 510K 1.6M 5.1M		
18 56	180 560 1.8K 5.6K 18K 56K 180K 560K 1.8M 5.6M		
20 62	200 620 2.0K 6.2K 20K 62K 200K 620K 2.0M 6.2M		
22 68	220 680 2.2K 6.8K 22K 68K 220K 680K 2.2M 6.8M		
24 75	240 750 2.4K 7.5K 24K 75K 240K 750K 2.4M 7.5M		
27 82	270 820 2.7K 8.2K 27K 82K 270K 820K 2.7M 8.2M		
30 91	300 910 3.0K 9.1K 30K 91K 300K 910K 3.0M 10.0M		

ORDER ONLY IN MULTIPLES OF 100 PIECES PER VALUE

### Professional Keyboard Kits!

Models 753 & 756 ASCII Keyboard Kits For Hobby or OEM Microprocessor Users

- Full 128 Character ASCII (768) • 53 Keys, popular ASR-33 format (753) • Rugged Go-10 P.C. Board • Tri-modal MOS encoding • Two-Key Roll-over • MOS/TTL/DTL Compatible auto-coding • Shift and Alpha Lock (756) • Level and Pulse Steep (756) • Custom Keycaps • 3 User Definable Keys (753) • Selectable Parity • Low Noise Keyswitches • And Much More!!!

753K	53 Key phone style keyboard kit	\$65.95
753A	Same as above assembled	\$79.95
756K	56 Key Full ASCII keyboard kit	\$69.95
756A	Same as above assembled	\$82.95
701	Plastic enclosure for 753/756	\$15.00
702	Steel enclosure for 753/756	\$29.95
753MF	Mounting Frame for 753	\$6.95
756MF	Mounting Frame for 756	\$6.95

### The Instructor 50

Desktop Computer from SIGNETICS Complete, Ready-To-Use Microprocessor Learning Package

Includes everything you need to write, run and debug machine-language programs. Housed in one compact package.

\$3500

### SORCERER COMPUTER

FEATURES: 280 - 4K ROM - 18K RAM - Dual Cassette I/O - 30 Lines of 64 Character - 40 Edge Card Connections to S-100 Bus - Serial and Parallel I/O

DP1002 2 1/2K Saver	\$1150.00	DP4002 Video Display Cable	\$ 4.95
DP1005 Video Display	280.00	DP5002 Standard Basic Manual	11.95
DP2001 EPROM Pac	48.00	DP5003 Technical Manual	13.95
DP2002 Standard Basic Pac	98.00	DP5004 S-100 Expansion Unit Manual	9.95
DP2003 Development Pac	99.00	DP5005 Word Processing Manual	11.95
DP2004 Word Processing Pac	99.00	DP5007 Word Processing Manual	11.95
DP4001 Cassette Recorder Pac	4.95		

### SYM-1 NEW LOW PRICE

KIM-1 MICROCOMPUTER Fully Assembled & Tested \$17900

Including Documentation

KTM-2 CRT/TV Kybd Term \$349

### Power Supplies from ADTECH POWER

Model	Vdc	Amps	Model	Vdc	Amps
APS 5-3	5	3.0	APS 5-6	5	6.0
APS 12-1.6	12	1.6	APS 12-4	12	4.0
APS 15-1.5	15	1.5	APS 15-3	15	3.0
APS 24-1	24	1.0	APS 24-2.2	24	2.2
1-9	10 up	25 up	1-9	10 up	25 up
\$37.25	\$35.55	\$34.05	\$59.75	\$57.10	\$54.65

### Intersil LED or LCD 3 1/2 DIGIT PANEL METER KITS

BUILD A WORKING DPM IN 1/2 HOUR WITH THESE COMPLETE EVALUATION KITS

Test these new parts for yourself with Intersil's low cost prototyping kits, complete with A/D converter and LCD display (for the 7105) or LED display (for the 7107) kit provide all materials, including PC board, for a functioning panel meter.

ICL7106EV (LCD) \$29.95 ICL7107 (LED) \$24.95

### Other INTERSIL EVALUATION KITS available from ANCRONA

Part #	Description	Price	Part #	Description	Price
IC85101EV	Kit Power Amplifier	\$32.25	ICM7205EV	Kit Touch Tone Encoder	\$ 8.85
IC85201EV	Kit Power Amplifier	34.45	ICM7226EV	Kit Digi Counter	\$9.95
IC85301EV	Kit Power Amplifier	52.00	ICM1207EV	Kit Oscillator Controller	\$ 8.50
ICM7045EV	Kit 8 Digit Stopwatch	22.95	8801SAMPLR	Microprocessor Kit	49.90
ICM7215EV	Kit 8 Digi Stopwatch	19.25	8860SAMPLR	PC Board above	32.50

Send your check or money order to: P.O. Box 2208P, Culver City, CA 90230. California residents add 6% sales tax. Minimum Order: \$10.00. Add \$1.00 to cover postage and handling. Master Charge and Visa welcomed. Please include your charge card number, Interbank number and expiration date. PHONE ORDERS (213) 641-4064

<b>TUCSON</b> 4518 E. Broadway Tucson, AZ 85711 (602) 881-2348	<b>CULVER CITY</b> 11080 Jefferson Blvd Culver City, CA 90230 (213) 380-3585	<b>SANTA ANA</b> 1300 E. Edinger Ave Santa Ana, CA 92705 (714) 547-8424	<b>PORTLAND</b> 1125 N.E. 82nd Ave Portland, OR 97220 (503) 254-5641
<b>CANADA: B.C.</b> ANCRONA 5436 Upper St Vancouver, B.C. (604) 324-0707	<b>SUNNYVALE</b> 1034 E. El Camino Real Sunnyvale, CA 94087 (408) 243-4121	<b>ATLANTA</b> 3330 Piedmont Rd. N.E. Atlanta, GA 30305 (404) 261-7100	<b>HOUSTON</b> 3549 Richmond Houston, TX 77098 (713) 529-3489

CIRCLE NO. 3 ON FREE INFORMATION CARD

### DIGITAL MULTIMETERS

Hickok LX303 \$69.50

Sinclair PDM35 Reg. \$69.95 \$49.95

BK PRECISION Model 2800 3 1/2-Digit Portable DMM Reg. \$169.95 \$149.95

Overhead Protected • Battery or AC operation • 3" high LED Display • Auto zeroing

### MURAPHONE Cordless Telephone System

Reg. \$89.95 \$74.95

### Portable VOM Multitester

Model MS200 \$199.95

20 Kl VDC • 10 Kl VAC

### 100 MHz 8-Digit Counter

20 Hz to 100 MHz range • LED display • Fully automatic

Model MAX100 Reg. \$150.00 \$127.50

### 6" x 9" 3-Way Speaker

20 oz ceramic magnet

Model BP2000-69TR \$149.95 ea.

### HICKOK Digital CB In-Line Tester

Model 388 Reg. \$399.00 \$169.95

### ESLogic Monitor

Automatically displays static and dynamic logic

Model LM-1 Works with DTL, HTL, TTL and CMOS • 16 LED display

Reg. \$59.95 \$59.95

### ESLogic Telephone Answering

Model 1500 \$249.95

Call Control Reg. \$349.95

Model 1400 \$199.95

### CODE-A-PHONE Beckman TECH 310

\$130.

### BK PRECISION Portable Digital Capacitance Meter

Model 820

Measures capacitance from 0.1pF to 1 Farad • Resolves to 0.1pF • 10 ranges for accuracy and resolution • 4 digit easy-to-read LED display • 0.5% accuracy

Reg. \$199.00 \$170

### Wahl 60 Cordless Soldering Iron

Model 7800 \$29.95

Thermal-Spot Model 5800 Circuit Tester \$29.95

### Weller Xcelite Attache Style Tool Case

Model TC100 ST Reg. \$471 \$279.95

### Service Master Tool Kit

Model 99-SM Reg. \$69.95 \$47.50

### ESLogic Proto Board with Built-in Power Supplies

Model PB-104 \$49.95

Regulated • Short-proof

Model PB-203A \$129.95

### BSR X-10 Remote Control for Lights & Appliances

4 Pc Standard Starter Kit • One (1) Standard Command Console Reg. \$37.95 \$35.00

5 Pc Ultrasonic Starter Kit • One (1) Deluxe Ultrasonic Reg. \$112.95 \$99.95

Command Console • One (1) Hand Held Remote Unit • Two (2) Lamp Modules • One (1) Appliance Unit

Lamp Modules \$14.50 Standard Command Console \$36.00 Appliance Modules \$14.50 Ultrasonic Command Console \$59.95

### Wahl Miniature High Fidelity 3-Way Stereo Speakers

Model HF-9 Reg. \$149.95 \$69.50 PR

### ESLogic 15 MHz Dual Trace Triggered Miniscope

Model MS-215 Reg. \$435.00 \$369.95

### ESLogic 15 MHz Triggered Miniscope

Model MS-15 Reg. \$319.00 \$269.95

### ESLogic 30 MHz Dual Trace Triggered Miniscope

Model MS-230 Reg. \$559.00 \$479.95

### ESLogic Logic Probe

Compact circuit powered • Detects pulses as short as 50 µsec • DTL TTL HTL CMOS compatibility

Model LP-1 \$44.95

### ESLogic Proto Board with Built-in Power Supplies

Model PB-104 \$49.95

Regulated • Short-proof

Model PB-203A \$129.95

### ESLogic 30 MHz Dual Trace with Delay Line

Model L80-520 Reg. \$77.50 \$89.95

### ESLogic Weller Controlled Output Soldering Station

Model WTCPN Reg. \$77.50 \$49.95

### ESLogic RC Circuit Box

36 resistors (15 of 10 MΩ) • 18 capacitors (100 of 0.22 µF)

Reg. \$49.95 \$42. Includes test leads

Model WC 412A

### ESLogic Magnifier Lamp

Precision ground and polished magnification lens

Model MG10A \$49.95

### ESLogic Chess Challenger 7

Reg. \$99.95 Model 88C \$74.90

### ESLogic Simpson 461

Complete with nickel-cadmium batteries, AC charger/adaptor, test leads

Reg. \$149.95

### ESLogic ESLogic 3 1/2-Digit 0.1% Digital Capacitance Meter

Model 3001

9 ranges from 1999 pF to 199.9 µF • 0.1% of reading accuracy

Reg. \$190.00 \$170

### ESLogic Stereo Power Booster

Model POW-40 \$24.95

40W stereo

### ESLogic Free 8 pc. Tool Set (value \$14.95) with \$200.00 purchase from this ad.

# FORDHAM

855 Conkin St. Farmingdale, N.Y. 11735

Master Charge • BankAmericard • VISA • COD • Check • Money Order • C.O.D.s • Shipping and insurance extra

N.Y. State residents add appropriate sales tax

TOLL (800) 645-9518

in N.Y. State call (516) 752-0050



**7400 TTL**

SN7400N	.16	SN7470N	.20	SN74160N	.89
SN7401N	.16	SN7471N	.35	SN74161N	.89
SN7402N	.16	SN7472N	.35	SN74162N	1.95
SN7403N	.18	SN7473N	.35	SN74163N	.89
SN7404N	.16	SN7474N	5.00	SN74164N	.89
SN7405N	.20	SN7475N	5.00	SN74165N	.89
SN7406N	.29	SN7476N	.35	SN74166N	1.25
SN7407N	.29	SN7477N	.35	SN74167N	1.95
SN7408N	.20	SN7478N	.35	SN74168N	1.58
SN7409N	.20	SN7479N	5.00	SN74169N	6.00
SN7410N	.18	SN7480N	1.75	SN74170N	1.25
SN7411N	.25	SN7481N	.45	SN74171N	.89
SN7412N	.25	SN7482N	.45	SN74172N	6.00
SN7413N	.40	SN7483N	1.75	SN74173N	1.25
SN7414N	.70	SN7484N	.45	SN74174N	.89
SN7415N	.25	SN7485N	.35	SN74175N	.79
SN7416N	.25	SN7486N	.35	SN74176N	.79
SN7417N	.20	SN7487N	3.00	SN74177N	.79
SN7418N	.29	SN7488N	3.00	SN74178N	1.95
SN7419N	.29	SN7489N	3.00	SN74179N	1.95
SN7420N	.29	SN7490N	3.00	SN74180N	.79
SN7421N	.29	SN7491N	3.00	SN74181N	.79
SN7422N	.39	SN7492N	3.00	SN74182N	.79
SN7423N	.25	SN7493N	3.00	SN74183N	1.95
SN7424N	.25	SN7494N	3.00	SN74184N	1.95
SN7425N	.25	SN7495N	3.00	SN74185N	1.95
SN7426N	.29	SN7496N	3.00	SN74186N	1.95
SN7427N	.25	SN7497N	3.00	SN74187N	1.95
SN7428N	.39	SN7498N	3.00	SN74188N	1.95
SN7429N	.25	SN7499N	3.00	SN74189N	1.25
SN7430N	.25	SN7500N	3.00	SN74190N	1.25
SN7431N	.25	SN7501N	3.00	SN74191N	.79
SN7432N	.25	SN7502N	3.00	SN74192N	.79
SN7433N	.25	SN7503N	3.00	SN74193N	.79
SN7434N	.25	SN7504N	3.00	SN74194N	.79
SN7435N	.25	SN7505N	3.00	SN74195N	.79
SN7436N	.25	SN7506N	3.00	SN74196N	.79
SN7437N	.25	SN7507N	3.00	SN74197N	.79
SN7438N	.25	SN7508N	3.00	SN74198N	1.49
SN7439N	.25	SN7509N	3.00	SN74199N	1.49
SN7440N	.25	SN7510N	3.00	SN74200N	1.49
SN7441N	.25	SN7511N	3.00	SN74201N	1.49
SN7442N	.25	SN7512N	3.00	SN74202N	1.49
SN7443N	.25	SN7513N	3.00	SN74203N	1.49
SN7444N	.25	SN7514N	3.00	SN74204N	1.49
SN7445N	.25	SN7515N	3.00	SN74205N	1.49
SN7446N	.25	SN7516N	3.00	SN74206N	1.49
SN7447N	.25	SN7517N	3.00	SN74207N	1.49
SN7448N	.25	SN7518N	3.00	SN74208N	1.49
SN7449N	.25	SN7519N	3.00	SN74209N	1.49
SN7450N	.25	SN7520N	3.00	SN74210N	1.49
SN7451N	.25	SN7521N	3.00	SN74211N	1.49
SN7452N	.25	SN7522N	3.00	SN74212N	1.49
SN7453N	.25	SN7523N	3.00	SN74213N	1.49
SN7454N	.25	SN7524N	3.00	SN74214N	1.49
SN7455N	.25	SN7525N	3.00	SN74215N	1.49
SN7456N	.25	SN7526N	3.00	SN74216N	1.49
SN7457N	.25	SN7527N	3.00	SN74217N	1.49
SN7458N	.25	SN7528N	3.00	SN74218N	1.49
SN7459N	.25	SN7529N	3.00	SN74219N	1.49
SN7460N	.25	SN7530N	3.00	SN74220N	1.49

**Cromemco Incorporated**

**8K Bytesaver II**

Memory Capacity: 8K bytes  
Memory Type: 2708 PROM or equivalent  
Memory Access Times: 450 nanoseconds  
Wait States at 2MHz: none required  
Wait States at 4MHz: one per machine cycle  
Bus: S-100  
Power Requirements: +5V @ 0.8A  
                                  +18V @ 0.4A  
                                  -18V @ 0.2A  
Operating Environment: 0-55°C

Cromemco's 8K BYTESAVER® card provides a built-in programmer for the popular 2708 PROM and has the capacity for a full 8K bytes of PROM memory storage. The BYTESAVER® II also offers a number of new features including convenient switch selection of board address and Cromemco's powerful memory bank selection. The BYTESAVER® II is assembled and tested (Model 8KBS-W) for \$245.

**8KBS-W . . . \$245.00**

**DISCRETE LEADS**

KC556R	red	5/81	KC209R	red	5/81
KC556G	green	4/51	KC209G	green	4/51
KC556Y	yellow	4/51	KC209Y	yellow	4/51
KC556C	clear	4/51			

**TIME X T1001 LIQUID CRYSTAL DISPLAY CLASS II**

FIELD EFFECT

4 DIGIT 5 1/2 CHARACTERS  
THREE ENUNCIATORS  
2.00" X 1.20" PACKAGE  
INCLUDES CONNECTOR

T1001-Transmissive \$7.95  
T1001A-Reflective 8.25

**DISPLAY LEADS**

TYPE	POLARITY	HT	PRICE	TYPE	POLARITY	HT	PRICE	
MAN 1	Common Anode-red	270	2.95	MAN 6730	Common Anode-red ± 1	560	99	
MAN 2	5 x 7 Dot Matrix-red	300	4.95	MAN 6750	Common Cathode-red-D	560	99	
MAN 3	Common Cathode-red	125	25	MAN 6750	Common Cathode-red ± 1	560	99	
MAN 4	Common Cathode-red	187	1.95	MAN 6760	Common Cathode-red	560	99	
MAN 7G	Common Anode-green	300	1.25	MAN 6760	Common Cathode-red	560	99	
MAN 7Y	Common Anode-yellow	300	99	DL701	Common Anode-red ± 1	300	99	
MAN 7C	Common Anode-clear	300	75	DL704	Common Anode-red	300	99	
MAN 74	Common Cathode-red	300	125	DL707	Common Anode-red	300	99	
MAN 82	Common Anode-yellow	300	49	DL728	Common Cathode-red	500	1.49	
MAN 84	Common Cathode-yellow	300	99	DL741	Common Anode-red	600	1.25	
MAN 4840	Common Anode-orange	400	99	DL746	Common Anode-red ± 1	600	1.49	
MAN 3630	Common Anode-orange ± 1	300	99	DL747	Common Anode-red	600	1.49	
MAN 3640	Common Cathode-orange	300	99	DL749	Common Cathode-red ± 1	630	1.49	
MAN 4510	Common Anode-orange	400	99	DL750	Common Cathode-red	600	1.49	
MAN 4520	Common Anode-orange	400	99	FD338	Common Cathode-red	110	35	
MAN 4730	Common Anode-red	1	400	99	FD370	Common Cathode	250	99
MAN 4740	Common Anode-red	1	400	99	FND358	Common Cathode ± 1	357	99
MAN 4750	Common Cathode-red	400	99	FND359	Common Cathode	357	75	
MAN 4810	Common Anode-yellow	400	99	FND503	Common Cathode(FND500)	500	99	
MAN 4840	Common Cathode-yellow	400	99	FND507	Common Anode (FND510)	500	99	
MAN 5610	Common Anode-orange-D	560	99	HDS3-7300	Common Anode-red	800	1.50	
MAN 6630	Common Anode-orange ± 1	560	99	HDS3-3403	Common Anode-red	800	1.50	
MAN 6640	Common Cathode-orange-D	560	99	S082-7300	4 x 7 Sgl. Digit-Red/DP	600	19.95	
MAN 6650	Common Cathode-orange ± 1	560	99	S082-7302	4 x 7 Sgl. Digit-LHD/DP	600	19.95	
MAN 6660	Common Cathode-orange	560	99	S082-7304	Overrange character (-1)	600	15.00	
MAN 6670	Common Cathode-orange	560	99	S082-7340	4 x 7 Sgl. Digit-Header/Head	600	22.50	
MAN 6680	Common Anode-red-D	560	99					

**RCA LINEAR**

CA3013T	2.15	CA3028	2.00	MM5309	\$4.95	MC1408L7	\$4.95
LA2023T	2.56	CA3038A	1.60	MM5311	4.95	MC1408L8	5.75
CA3035T	2.46	CA3038B	95	MM5312	4.95	MC1493L	2.95
CA3038T	1.35	CA3038C	95	MM5314	4.95	MC3022P	2.95
CA3039A	3.00	CA3130T	1.39	MM5316	4.95	MC3061P	2.95
CA3039B	3.25	CA3140T	1.25	MM5318	9.95	MC4016(74418)	7.50
CA3039C	3.25	CA3160T	1.25	MM5320	9.95	MC4024P	3.95
CA3039T	85	CA3410N	59	MM5328	4.95	MC4040P	12.95
CA3039V	3.50	CA3410V	59	CT7001	6.95	MC4044P	4.50

**IC SOLDSHEET - LOW PROFILE (TIN) SOCKETS**

8 pin LP	1.24	25-49	50-100	22 pin LP	1.24	25-49	50-100
14 pin LP	1.17	16	15	24 pin LP	1.37	36	35
16 pin LP	20	19	18	24 pin LP	1.38	37	36
18 pin LP	22	21	20	28 pin LP	1.45	44	43
20 pin LP	28	27	27	28 pin LP	1.47	46	45
24 pin LP	34	32	30	40 pin LP	1.63	59	58
10 pin ST	5.27	25	24	28 pin ST	5.99	90	81
16 pin ST	30	27	25	36 pin ST	1.39	1.26	1.15
18 pin ST	35	32	30	40 pin ST	1.59	1.45	1.30
24 pin ST	49	45	42				
8 pin SG	3.00	27	24	24 pin SG	5.70	83	57
14 pin SG	35	32	32	28 pin SG	1.10	1.00	.90
16 pin SG	35	32	32	36 pin SG	1.15	1.40	1.26
18 pin SG	52	47	43	40 pin SG	1.75	1.59	1.45

**WIRE WRAP SOCKETS (GOLD) LEVEL #3**

8 pin WW	5.39	38	31	22 pin WW	5.95	.85	.75
10 pin WW	45	41	37	24 pin WW	1.05	.95	.85
14 pin WW	39	38	37	28 pin WW	1.40	1.25	1.10
16 pin WW	43	42	41	36 pin WW	1.59	1.45	1.30
18 pin WW	75	68	62	40 pin WW	1.75	1.55	1.40
20 pin WW	85	79	72				

**1/4 WATT RESISTOR ASSORTMENTS - 5%**

ASST. 1	5 ea	10 OHM	12 OHM	15 OHM	16 OHM	22 OHM	50 PCS	\$1.75
ASST. 2	5 ea	68 OHM	82 OHM	100 OHM	120 OHM	150 OHM	50 PCS	1.75
ASST. 3	5 ea	470 OHM	560 OHM	680 OHM	820 OHM	1k	50 PCS	1.75
ASST. 4	5 ea	3.3k	3.9k	4.7k	5.6k	6.8k	50 PCS	1.75
ASST. 5	5 ea	22k	27k	33k	39k	47k	50 PCS	1.75
ASST. 6	5 ea	390k	470k	560k	680k	820k	50 PCS	1.75
ASST. 7	5 ea	1.2M	1.5M	1.8M	2.2M	2.7M	50 PCS	1.75

**ASST. 8R Includes Resistor Assortments 1-7 (350 PCS.) \$9.95 ea.**

\$10.00 Min. Order - U.S. Funds Only  
Calif. Residents Add 6% Sales Tax  
Postage - Add 5% plus \$1 Insurance (if desired)

Spec Sheets - 25¢  
1980 Catalog Available - Send 41¢ stamp

**Jameco ELECTRONICS**

PHONE ORDERS WELCOME (415) 592-8097

MAIL ORDER ELECTRONICS - WORLDWIDE  
1355 SHOREWAY ROAD, BELMONT, CA 94002  
ADVERTISED PRICES GOOD THRU MARCH

**TELEPHONE/KEYBOARD CHIPS**

AY-5-9100	Push Button Telephone Dialer	\$14.95
AY-5-9200	Retortory Dialer	14.95
AY-5-9500	CMOS Clock Generator	4.95
AY-5-2376	Keyboard Encoder (88 keys)	14.95
HD0165	Keyboard Encoder (16 keys)	7.95
74C22	Keyboard Encoder (20 keys)	7.95
74C23	Keyboard Encoder (20 keys)	6.25

**ICM CHIPS**

ICM7045	CMOS Precision Timer	24.95
ICM7205	CMOS LED Stopwatch/Timer	19.95
ICM7207	Oscillator Controller	7.95
ICM7208	Seven Decade Counter	19.95
ICM7209	Clock Generator	6.95

**NMOS READ ONLY MEMORIES**

MCM6571	128 X 9 X 7 ASCII Symbit with Greek	13.50
MCM6574	128 X 9 X 7 Math Symbol & Pictures	13.50
MCM6575	128 X 9 X 7 Alpha Control Char Gen	13.50

**MISCELLANEOUS**

TL074CN	Quad Low Noise Bi-Inf Op Amp	2.49
TL494CN	Switching Regulator	4.49
TL496CP	Single Switching Regulator	1.75
11C90	Divide 10/11 Prescaler	11.95
9590	Hi-Speed Divide 10/11 Prescaler	19.95
4N33	Photo-Darlington Opto-Isolator	3.95
MM5224H	Top Gate CMOS Generator	17.50
500212C	5MHz 2-phase MOS clock driver	3.75
TLM306	27° red. num. display w/integ. logic chip	10.95
MM5320	TV Camera Sync. Generator	14.95
MM5350	4 1/2 Digit DPM Logic (Special)	3.75
LD110/111	3 1/2 Digit A/D Converter Set	25.00/set
MC1443CP	3 1/2 Digit A/D Converter	13.95

**LITRONIX ISO-LIT 1**

Photo Transistor Opto-Isolator  
(Same as MCT 2 or 4N25)

**49¢ each**

**SN 76477 SOUND GENERATOR**  
Generates Complex Sounds  
Low Power - Programmable

**\$3.95 each**

**TV GAME CHIP AND CRYSTAL**  
AY-3-8500-1 and 2.01 MHz Crystal (Chip & Crystal includes score display, 6 games and select angles, etc.)

**7.95/set**


**EXAR**

XR205	\$8.40	XR2242CP	1.50
XR210	4.40	XR2243	4.25
XR215	4.40	XR2256	3.20
XR320	1.55	XR2267	2.99
XR-L555	1.50	JE2208B	19.95
XR1900	3.20	XR4136	1.25
XR555	9.00	XR4151	3.95
XR567CP	1.25	XR4194	3.95
XR1310P	1.95	XR4202	3.60
XR1488	1.95	XR2212	4.35
XR1489	1.95	XR2240	3.45
		XR4741	1.47

**DIODES**

TYPE	VOLTS	W	PRICE	1N4002	100 PIV 1 AMP	12/1.00
1N4746	3.3	400m	41.00	1N4003	200 PIV 1 AMP	12/1.00
1N751	5.1	400m	41.00	1N4004	400 PIV 1 AMP	12/1.00
1N752	5.6	400m	41.00	1N4005	600 PIV 1 AMP	10/1.00
1N753	6.2	400m	41.00	1N4006	800 PIV 1 AMP	10/1.00
1N4001	5.0	500m	28.00			

# Active Electronic Sales Corp.



**Z8001** \$195.00 16 Bit CPU with segmented address space to 8 Megabytes.

**Z8002** \$150.00 16 Bit CPU with non segmented address space to 64K bytes.

**Z8000DB** \$1500.00 A complete single board Z8000 microcomputer system. Contains the Z8002 microprocessor, 16K words of dynamic RAM, 2K word monitor PROM, dual serial interfaces, four counter/timers and 32 programmable parallel I/O lines.

**All Products Stocked in Depth  
Largest Zilog Inventory**

Z80-CPU	2.5 MHz	\$ 9.95	Z80-DMA	2.5 MHz	\$26.85
Z80A-CPU	4.0 MHz	11.95	Z80A-DMA	4.0 MHz	33.60
Z80-PIO	2.5 MHz	7.20	Z80-SIO/O	2.5 MHz	36.00
Z80A-PIO	4.0 MHz	8.40	Z80-SIO/O	4.0 MHz	39.50
Z80-CTC	2.5 MHz	7.20	Z80-SIO/1	2.5 MHz	36.00
Z80A-CTC	4.0 MHz	8.40	Z80-SIO/1	4.0 MHz	39.50
			Z80-SIO/2	2.5 MHz	36.00
			Z80-SIO/2	4.0 MHz	39.50

### MICROPROCESSOR CHIP SETS

Part No.	Price	Part No.	Price	Part No.	Price
8080A	\$5.95	6800	\$6.95	6502	\$9.95
8085	12.95	6802	11.95	6504	9.95
				6505	9.95
8212	2.95	6810	3.95		
8214	3.95	6820	3.95	6520	6.95
8216	2.95	6821	3.95	6522	9.95
8224	3.45	6850	4.25	6532	13.95
8226	2.25	6852	3.95	6551	13.95
8228	4.98				
8238	4.98				
8251	6.95				
8253	14.95				
8255	5.75				
8257	10.95				
8259	14.95				

**16K MOS DYNAMIC RAM's (16 PIN)**

416-5 (300ns)	9.95
416-4 (250ns)	10.95
416-3 (200ns)	11.95

Over 200K pieces in stock

### METAL POWER TRANSISTORS


Homotaxial — Best Quality

2N3054	.65	60V	NPN	TO-66
2N3055	.69	70V	NPN	TO-3
2N3442	1.50	160V	NPN	TO-3
2N3771	1.95	50V	NPN	TO-3
2N3772	1.95	100V	NPN	TO-3
2N3773	2.50	160V	NPN	TO-3

**Universal SCR**

C106D	.34	400V	5.0 AMP	TO-220
-------	-----	------	---------	--------

### EPROM'S

**C2708**  
1K x 8 450 ns  \$ 9.95

**TMS2716**  
16K (2K x 8) 450 ns (3 power supplies) T.I. Version \$24.95

**C2716/TMS2516**  
16K (2K x 8) 450 ns (Single 5V supply — Intel version) \$29.95

### MOS MEMORIES

**MOS Static RAM's**

Part No.		Price
2101	1K (256 x 4) 350ns 22 PIN	\$1.95
2102LFPC	1K (1K x 1) Low Power 350ns 16 PIN	1.19
2102LHPC	1K (1K x 1) Low Power High Performance 250ns 16 PIN	1.29
2102-1PC	1K (1K x 1) 450ns 16 PIN	0.94
2102-2PC	1K (1K x 1) 650ns 16 PIN	0.89
P2111-25	1K (256 x 4) 250ns 18 PIN	2.25
P2112-35	1K (256 x 4) 350ns 18 PIN	2.25
2114L	Low Power 4K (1024 x 4) 300 ns	\$4.95

**MOS Dynamic RAM's**

TMS4060-30	4K (4K x 1) 300ns 22 PIN	2.95
TMS4060-20	4K (4K x 1) 200ns 22 PIN	3.95

**UART's**

AY5-1013A	0 to 40K BAUD 40 PIN	4.50
AY3-1015	0 to 30K BAUD 40 PIN Single 5V supply	5.50

### LINEAR I.C.'s

LM301N-8	.34	LM739CN-14	1.29
LM307N-8	.29	LM741CN-8	.49
LM308CH	.95	LM747CN-14	.59
LM311N-8	.59	LM748CN-8	.39
LM324N	.59	TBA810DAS	1.28
LM339N	.99	LM1458N-8	.49
LM348N-14	.55	LM1488N-14	.69
LM358N-8	.99	LM1489N-14	.29
LM555N-8	.59	LM3403N-14	.99
LM558N-14	.49	LM3900N	.59
LM723CN-14	.49	LM4136N-14	.99
LM725CN-8	1.25		

### Special of the Month

**EPROM C2708-65/4708-6 \$6.90**

1K (1K x 8) 650 ns




### 1980 IC MASTER

JUST RELEASED over 2700 PAGES

Complete integrated circuit data selector. Master guide to the latest I.C.'s including microprocessors and consumer circuits. 45,000 device types listed. 5,000 new device types added. Complete new section on MPU boards & Systems.

Free Quarterly Updates ~~\$75.00~~ **Special \$59.95**



**1K CMOS RAM**

5101	1K (256 x 4) 450ns 22 PIN Low Power	3.95
------	-------------------------------------	------

**4K CMOS RAM**

P4315-45L	4K (4K x 1) 450ns 18 PIN	14.95
-----------	--------------------------	-------

**SHIFT REGISTERS**

3341PC	FIFO 700 KHz	4.95
3341APC	FIFO 1 MHz	5.50
3342PC	64 Bit Shift Register	4.95
3347PC	80 Bit Shift Register	4.95

**ECL RAM**

10410ADC/HM2106	256 x 1 Bit Fully Decoded 15ns 16 PIN	<b>Special</b> 1.95
-----------------	---------------------------------------	---------------------

### SOUND & MUSIC GENERATOR I.C.

Creates almost any type of sound, from music to gunshots and explosions. High level op amp output. 28 pin DIP. Operates from one 9V battery. With data.

**"Lowest Price Offered Anywhere"**

SN76477N (.600" centers)	\$2.49
SN76477NF (.400" centers)	\$2.29

\*New small package\*

### MICROCOMPUTER BOARDS

**NEC MICROCOMPUTERS**

**TK80A \$299.00**

Based on the 8080A the board has both 1K RAM and 1K electrically erasable PROM expandable to 4K x 8 and 8K x 8 on board. Complete with keypad with 25 real keys and 8 bright .500" digits for display.

**Rockwell International**

**AIM65 \$375.00**

As a learning aid AIM65 gives you an assembled, tested and warranted R6502 based microcomputer system with a full sized keyboard, an alphanumeric 20 character display and uniquely, an alphanumeric 20 column thermal printer. An on board Advanced Interface Monitor program provides extensive control and program development functions. 1K RAM.

### L.E.D. LAMPS

LED209	T-1 3 mm Red	.09
LED211	T-1 3 mm Green	.19
LED212	T-1 3 mm Yellow	.14
LED220	T-1 5 mm Red	.11
LED222	T-1 5 mm Green	.24
LED224	T-1 5 mm Yellow	.16

**DISPLAYS**

FND357	375' Common Cathode	1.09
FND367	360' Common Cathode (high brightness)	1.29
FND500	500' Common Cathode	1.09
FND507	500' Common Anode	1.08
FND560	500' Common Cathode (high brightness)	1.29
FND567	500' Common Anode (high brightness)	1.29
DL704	300' Common Cathode	1.29
DL707	300' Common Anode	1.29
DL747	630' Common Anode	2.29


**ISOLATORS**

ILD74	Dual Opto Isolator	1500V	1.29
ILQ74	Quad Opto Isolator	1500V	3.95
MCT6	Dual Opto Isolator	1500V	1.29
TIL111	Opto Coupler	1500V	69
4N26	Opto Isolator	2500V	.59
4N28	Opto Isolator	500V	.59
4N29	Opto Isolator	2500V	.69
4N32	Opto Isolator	2500V	.69

### TEXAS INSTRUMENTS Low Profile Sockets

Lowest prices anywhere for the highest quality, an unbeatable combination. Over one million pieces in stock.

Contacts	Price	Contacts	Price
8 PIN	.08	22 PIN	.22
14 PIN	.12	24 PIN	.24
16 PIN	.14	28 PIN	.28
18 PIN	.18	40 PIN	.40
20 PIN	.20		



### Synertek® SYM-1 \$239.00

Fully assembled, tested, documented and expandable. Powerful 6502 8-bit microprocessor. 6-digit hex LED display. KIM-1 hardware compatibility. Single plus 5V power requirements.

**Texas Instruments TM990/189 \$333.00**

A complete learning aid that in conjunction with the Tutorial Text offers hands on experience with microprocessors, I/O memory and assembly language programming. Offers advanced features such as 45 key alphanumeric keyboard, a powerful instruction set, multiply and divide, vectored interrupts, single bit I/O manipulation parallel I/O and 7 addressing modes.

## Active Electronic Sales Corp.


P.O. BOX 1035 FRAMINGHAM, MASSACHUSETTS 01701

Over-the-counter sales.  
12 Mercer Rd., Natick, Mass 01760  
Behind Zayres on Rte. 9  
Telephone Orders & Enquiries (617) 879-0077

IN CANADA  
5551 FERRIER ST. 4800 DUFFERIN ST. BAXTER CENTRE 3070 KINGSWAY  
MONTREAL, QUEBEC MONTREAL, ONTARIO VANCOUVER, B.C.  
H4P 2K5 M3H 5S9 OTTAWA, ONTARIO V5R 5J7  
Tel.: (514) 731-7441 Tel.: (416) 661-1115 Tel.: (613) 820-9471 Tel.: (604) 438-3321

MINIMUM ORDER \$10.00 + ADD \$2.00 TO COVER POSTAGE & HANDLING

Foreign customers please remit payment on an international bank draft or international postal money order in American dollars.



## FREE WIRE WRAPPING GUN

Get O.K. Model BW-630 Battery Wire Wrapping Tool described below FREE with your purchase of \$100.00 worth of pre-cut prestripped wrapping wire at listed prices. Our standard Volume Discount Schedule is, of course, also applicable to your purchase. Please specify CATALOG NO. 99-00630 for your free wire wrapping tool. THIS OFFER EXPIRES MARCH 31, 1980.

## WIRE WRAPPING TOOLS

O.K.'s Model BW-630 battery operated wrapping tool, uses two size "C" batteries (not included) for making "Modified" wrap of No. 30 wire around .025" square post. This unit is lightweight, and has positive indexing and anti-overwrapping device.  
**CATALOG NO. 25-00630** ..... \$34.95

O.K.'s Model BW-2628 tool is same as above, but is for wrapping Nos. 26 to 28 wires.  
**CATALOG NO. 25-02628** ..... \$39.95

O.K.'s Model WSU-30M Manual wire wrapping tool is a three in one hand tool that strips No. 30 wire, makes "Modified" wrap and even unwraps previously wrapped posts.  
**CATALOG NO. 25-16000** ..... \$7.95

O.K.'s Model WSU-30 is the same as above, but makes "Regular" instead of "Modified" wraps.  
**CATALOG NO. 25-15000** ..... \$6.95

VECTOR's Model P187-B Wiring Pencil guides and wraps insulated wire onto circuit leads from replaceable bottom. Connections are made by soldering with a 750°F iron. When heat is applied, wire coating melts, permitting solder that is under the coating to bond the junction.  
**CATALOG NO. 23-81781** ..... \$7.95

VECTOR's Model 55X Kit includes above mentioned wiring pencil, plus a Vectorboard and host of other useful accessories.  
**CATALOG NO. 23-55090** ..... \$13.90

VECTOR's Model P180 Silt-N-Wrap hand tool uses 130°C fused Polyethylene wire for wrapping tight wraps around .025" square posts. The tool splits the wire before wrapping and can make a "Daisy-Chain" connection, no need for prestripping is required. It comes complete with 100 spools of wire and a P183 Knife Tool.  
**CATALOG NO. 23-81800** ..... \$25.00

VECTOR's Model P160-4T is a battery powered high speed wrapping unit that incorporates Model P180 Silt-N-Wrap tool above to high speed wrapping applications. With built-in Ni-Cad and sector unit.  
**CATALOG NO. 23-86490** ..... \$99.50

VECTOR's Model P160-4T1 is same as above but it operates from 120V AC for continuous operation.  
**CATALOG NO. 23-86491** ..... \$99.50

VECTOR's Model P184 Silt-N-Wrap hand tool is the same as Model P180. Tool described above, however it uses 150°C rated Teflon wire for ultimate in equality.  
**CATALOG NO. 23-81840** ..... \$30.00

VECTOR's Model P184-AT is a battery powered, high speed wrapping unit that incorporates Model P184 Silt-N-Wrap tool for high volume production. Complete with Ni-Cad and recharge unit.  
**CATALOG NO. 23-88490** ..... \$105.00

VECTOR's Model P184-AT1 is AC powered version of above for non-stop continuous operation.  
**CATALOG NO. 23-88491** ..... \$105.00

## PRESTRIPPED WRAPPING WIRE

This month I.C.E. offers the widest selection of pre-cut and prestripped AWG 30 wrapping wire available anywhere. The Kynar insulated wire has a rating of 105°C and is available in ten contrasting colors for ease of tracing. There are four package sizes, so you may buy only the quantities that you need. Each piece is stripped 1.0" from each end and is packaged in an air-tight reusable plastic tube to prevent corrosion of the stripped ends.

In order to specify the color of insulation, please refer to the "X" in price table below with the proper color number from the following table:

BLACK	0	GREEN	5
BROWN	1	BLUE	6
RED	2	VIOLET	7
ORANGE	3	GRAY	8
YELLOW	4	WHITE	9

INSULATED LENGTH	PACKAGE OF 50		PACKAGE OF 100		PACKAGE OF 500		PACKAGE OF 1000	
	CATALOG NO.	PRICE	CATALOG NO.	PRICE	CATALOG NO.	PRICE	CATALOG NO.	PRICE
1.0"	30-1002X	\$0.90	30-1003X	\$1.60	30-1004X	\$4.80	30-1005X	\$5.80
1.5"	30-1502X	0.94	30-1503X	1.68	30-1504X	5.04	30-1505X	6.24
2.0"	30-2002X	0.98	30-2003X	1.95	30-2004X	5.95	30-2005X	6.63
2.5"	30-2502X	1.02	30-2503X	1.91	30-2504X	5.49	30-2505X	10.06
3.0"	30-3002X	1.05	30-3003X	1.90	30-3004X	5.70	30-3005X	10.45
3.5"	30-3502X	1.14	30-3503X	1.98	30-3504X	5.94	30-3505X	10.89
4.0"	30-4002X	1.18	30-4003X	2.05	30-4004X	6.15	30-4005X	11.29
4.5"	30-4502X	1.22	30-4503X	2.13	30-4504X	6.39	30-4505X	11.72
5.0"	30-5002X	1.25	30-5003X	2.20	30-5004X	6.39	30-5005X	12.10
6.0"	30-6002X	1.33	30-6003X	2.35	30-6004X	7.05	30-6005X	12.93
7.0"	30-7002X	1.46	30-7003X	2.58	30-7004X	7.60	30-7005X	13.75
8.0"	30-8002X	1.52	30-8003X	2.65	30-8004X	7.95	30-8005X	14.38
9.0"	30-9002X	1.60	30-9003X	2.80	30-9004X	8.40	30-9005X	15.40
10.0"	30-1012X	1.68	30-1013X	2.95	30-1014X	8.65	30-1015X	16.23
15.0"	30-1512X	2.05	30-1513X	3.70	30-1514X	11.10	30-1515X	20.35

## ORDER DESK: 800-325-0101

IN ORDER TO SERVE YOU BETTER, WE HAVE INSTALLED NATIONAL WATS SERVICE WHICH ARE ATTENDED 7:00 AM TO 9:00 PM (CENTRAL TIME) MONDAY THROUGH FRIDAY, AND FROM 8:00 AM TO 5:00 PM ON SATURDAYS. WE INVITE YOU TO CALL AND CHECK STOCK BEFORE PLACING YOUR ORDER. FOR CASH CUSTOMERS WE HOLD THE ORDER PENDING ARRIVAL OF CONFIRMATION AND PAYMENT.

74xx	7490	50.43	74195	50.87	74LS114	50.38	74502	50.35	74C42	50.94	4010	50.43	4512	50.98	
	7491	0.58	74197	0.87	74LS123	0.98	74503	0.35	74C48	1.27	4011	0.22	4516	1.22	
	7492	0.43	74198	1.45	74LS125	0.48	74504	0.36	74C73	0.71	4012	0.22	4518	1.13	
7400	50.15	74199	0.58	74202	0.89	74LS126	0.49	74505	0.35	74C200	1.49	4013	0.39	4521	0.82
7401	0.17	74204	0.65	74251	1.09	74LS132	0.80	74509	0.38	74C76	0.71	4014	0.35	4520	1.13
7402	0.17	74205	0.65	74283	2.20	74LS136	0.38	74510	0.35	74C83	1.37	4015	0.35	4527	1.67
7403	0.17	74206	0.65	74290	0.89	74LS138	0.93	74511	0.38	74C85	1.37	4016	0.35	4528	0.86
7404	0.17	74207	0.65	74292	0.89	74LS139	0.93	74512	0.38	74C86	1.37	4017	0.35	4529	1.10
7405	0.18	74207	0.29	74298	0.92	74LS151	0.74	74520	0.35	74C89	0.97	4018	1.04	4555	0.67
7406	0.24	74209	0.32	74365	0.62	74LS152	0.74	74522	0.36	74C90	0.97	4019	0.39	4556	0.88
7407	0.24	74211	0.34	74366	0.62	74LS153	0.84	74530	0.35	74C93	0.97	4020	1.13	4582	0.80
7408	0.20	74212	0.49	74368	0.62	74LS154	0.84	74531	0.35	74C95	0.97	4021	1.13	4584	0.74
7410	0.17	74225	0.39			74LS155	0.74	74564	0.38	74C107	0.69	4022	0.35	4702	1.10
7411	0.20	74226	0.39			74LS156	0.74	74565	0.38	74C151	1.89	4023	0.72	4703	8.25
7412	0.24	74232	0.65			74LS158	0.74	74576	0.58	74C157	1.89	4025	0.27	4705	9.25
7413	0.26	74241	0.79	74LS00	50.27	74LS160	0.81	74578	0.58	74C160	1.17	4027	0.39	4706	9.75
7414	0.70	74245	0.69	74LS01	50.27	74LS161	1.01	74586	0.58	74C161	1.17	4028	0.88	4720	6.95
7416	0.24	74247	1.60	74LS02	50.27	74LS162	1.01	74512	0.58	74C162	1.17	4029	1.13	4723	0.93
7417	0.24	74248	1.29	74LS03	50.27	74LS163	1.01	74513	0.58	74C163	1.17	4030	0.29	4724	1.29
7420	0.19	74250	0.89	74LS04	50.27	74LS164	1.01	74514	0.58	74C164	1.17	4031	2.57	4725	3.95
7423	0.25	74251	0.59	74LS05	50.28	74LS168	1.13	74513	0.38	74C165	1.09	4034	2.75	4001A	0.90
7425	0.25	74252	0.58	74LS08	50.28	74LS169	1.13	74514	0.38	74C173	1.29	4035	0.99	40085	1.37
7426	0.24	74253	0.59	74LS09	50.28	74LS170	1.27	74515	0.49	74C174	1.15	4040	0.39	40094	0.54
7427	0.25	74254	0.59	74LS20	50.28	74LS171	1.03	74516	0.47	74C175	1.15	4041	0.78	40106	1.37
7430	0.19	74255	0.69	74LS15	50.27	74LS174	1.05	74515	0.69	74C192	0.37	4042	0.18	40160	1.17
7432	0.24	74256	0.64	74LS20	50.27	74LS175	0.83	74515	0.75	74C193	0.37	4043	0.69	40161	1.17
7433	0.24	74257	0.64	74LS21	50.27	74LS181	2.50	74516	0.75	74C196	1.08	4044	0.69	40162	1.17
7434	0.24	74258	0.64	74LS22	50.27	74LS190	1.17	74516	0.75	74C200	7.50	4046	1.75	40163	1.17
7439	0.29	74260	0.87	74LS26	50.32	74LS191	1.17	74520	3.75	74C221	1.89	4047	1.99	40174	1.15
7440	0.19	74261	0.87	74LS27	50.32	74LS192	0.97	74528	1.15	74C291	0.48	4048	0.48	40175	1.15
7441	0.88	74262	0.87	74LS30	50.32	74LS193	0.97	74529	2.25	74C292	0.48	4049	0.39	40192	1.37
7442	0.45	74263	0.87	74LS32	50.32	74LS194	0.97	74530	3.20	74C293	0.35	4050	0.69	40193	1.37
7443	0.69	74264	0.87	74LS37	50.32	74LS196	0.85	74530	1.60	74C294	0.59	4051	1.19	40194	1.08
7444	0.69	74265	0.87	74LS38	50.32	74LS197	0.85	74530	1.90	74C295	0.60	4052	1.19	40195	1.08
7446	0.69	74266	1.20	74LS40	50.27	74LS221	0.90	74531	2.85	74C296	0.59	4053	1.19		
7447	0.67	74270	1.55	74LS47	0.78	74LS227	0.74	74531	2.80	74C298	1.19	4066	0.78		
7448	0.69	74271	1.20	74LS48	0.76	74LS258	0.74	74531	4.10	74C299	1.78	4068	0.38	NE601A	\$6.00
7450	0.19	74274	0.88	74LS55	0.77	74LS266	0.38	74532	1.20	74C310	0.60	4069	0.26	SE540L	6.00
7451	0.19	74275	0.88	74LS56	0.77	74LS279	0.58	74533	4.95	74C314	1.19	4070	0.49	NE560B	2.50
7453	0.19	74278	0.78	74LS55	0.77	74LS283	0.99	74534	1.25	74C318	1.49	4071	0.22		
7454	0.19	74277	0.78	74LS73	0.38	74LS290	0.64	74532	2.15	74C325	2.80	4073	0.22	NE565A	1.20
7459	0.19	74279	0.80	74LS74	0.38	74LS295	0.99	74537	4.70	74C326	2.80	4075	0.22	UA709V	0.28
7460	0.19	74280	0.80	74LS76	0.38	74LS295	0.66			74C327	2.80	4076	1.23	UA701A	0.28
7470	0.29	74281	1.95	74LS78	0.38	74LS366	0.65			74C328	2.80	4077	0.59	UA711A	0.39
7472	0.29	74282	1.95	74LS83	0.38	74LS367	0.66			74C329	2.80	4078	0.39	UA723A	0.49
7473	0.29	74284	1.95	74LS85	0.38	74LS368	0.66	74C00	50.24			4081	0.22	UA733A	0.66
7475	0.48	74288	1.95	74LS90	0.38	74LS368	0.38	74C02	0.24			4082	0.69	UA741A	0.25
7476	0.31	74290	0.95	74LS93	0.56	74LS390	1.69	74C04	0.26	4000	50.72	4089	2.25	UA748V	0.35
7480	0.49	74291	0.95	74LS96											





# Operation Assist

If you need information on outdated or rare equipment—a schematic, parts list, etc.—another reader might be able to assist. Simply send a postcard to Operation Assist, POPULAR ELECTRONICS, 1 Park Ave., New York, NY 10016. For those who can help readers, please respond directly to them. They'll appreciate it. (Only those items regarding equipment not available from normal sources are published.)

Crown model SCP-71FW 3 band radio-cassette. Need schematic. John E. Beray, Box 201011, Dallas, TX 75220.

Symphonic model TPS-505 mini TV. Need service manual or schematic diagram. A. Rozbicki, 4341 Lakeshore Rd., Kelowna B.C., Can. V1W 1W2.

RCA model AR8507 radiomarine receiver. Need schematic and parts list. Bruce Myers, 9915 Oleander Ave., Vienna, VA 22180.

B & K model 1075 television analyst. Need schematic and manual. Jack Ingwersen, 1709 Frederick Dr., Sioux Falls, SD 57105.

Collins CV-157/URR converter. Need schematic and manual. Bob Hughes, 2302 Briar Grove Ct., Richmond, VA 23233.

Measurements model 62 VTVM and Ballantine model 314 VTVM. Need schematics and service manuals. P. Young, 16W761 White Pines, Bensenville, IL 60106.

Precision Radiation Instruments model 111 scintillation counter. Need operating manual, schematic and battery connections. Steve Rimmer, 9 Sir Kay Dr., Markham, Ontario Canada L3P 2Y9.

Belair model CDH-401 8-track FM stereo. Need schematic and service manual. Tom Houlihan, 2 Willow Road, Saugerties, NY 12477.

Akal model X-1800SD cross field recorder. Need service manual and schematic. C. A. Howlett, 3 Hickory Nut, Clover, SC 29710.

Hartman Electronics Manufacturing Co., serial No. 6965 radio receiver. Need schematic. W. R. Sherman, 4023 Justine Dr., Annandale, VA. 22003.

Heathkit W-5M power audio amplifier. Need power transformer. Charles Schmitz, 30 Thompson Ave., Croton-on-Hudson, NY 10520.

Precision model ES550B oscilloscope. Need schematic and operation manual. Thomas O. Harris, 18 Fabyan Place, Newark, NJ 07108.

Hy-Gain model 2716 mobile AM CB transceiver. Need schematic. Tom Gioitta, Box 4353, Patrick AFB, FL 32925.

Philco model 46-1209 radio phonograph (1948). Need schematic, operation manual, and information about short wave antenna requirements. Relph Hesson, 903-A Simpson Rd., Victoria, TX 77901.

Dumont No. 702 oscilloscope. Need schematic and alignment information. T. Peterick, 4430 NW 2nd Ave., Boca Raton, FL 33432.

Grundig model SO-191-CA stereo. Need schematic diagram and tube numbers. B. B. Tingley, 210 Habitat 87, Montreal, H3C 3R6, Can.

RCA model K80 radio chassis. Need schematic and service information. Paul E. Goley, 133 Cedar Ave., Woodlynne, NJ 08107.

Toshiba model 19L-825F radio. Need owners manual. Scott Markarian, 1730 W. Dovewood, Fresno, CA 93711.

Heintz and Kaufman type 900 and type 930 receivers. Schematic diagrams needed. H. L. Chadbourne, 530 Midway St. La Jolla, CA 92037.

Hoch Manufacturing Co. earadio. Need schematic. Chuck Ermatinger, 3185 S. Grand, Apt. 206, St. Louis, MO 63116.

Estey model 101 travelorgan. Need schematic or any other information. S. Meadow, 26 Concord Rd., Danbury, CT 06810.

Dumont model 3044 oscilloscope. Need schematic and tube layout. Levi Usher, Box 313, Markham, Ontario, Can. L3P 3J8.

Harman-Kardon model 930 stereo receiver. Need schematic and any information available. Philip Dion, 5251 Taylor St., N.E., Fridley, MN 55421.

Philco model 40-216 shortwave radio. Need service manual and schematic. Patrick Malone, Yawgoo Valley Rd., Apt. 10, Slucom, RI 02877.

Heathkit model 0-4 oscilloscope. Need grid screen, part No. 082. David Tunbo, 747 N. Nebiell, Stephenville, TX 76401.

Hallcrafters SX 62A receiver. Need operation manual and schematic. Carl Backman, 845 Central Park Ave., Paradise, CA 95969.

Hallcrafters model SX 122 receiver. Need schematic and manual. Douglas Graves, Rt. 4 103 Lee Lane, Georgetown, KY 40324.

Grundig model 2099 radio. Need schematic and parts list. Hector Gillis, 2672 So. 298th St. Federal Way, WA 98003.

Browning Drake model 5R receiver, serial No. P3375. Need schematic, original tube types or substitute tubes and available source. CDR R. A. Morin, MSC, USN, Naval Medical Research Inst., Bethesda, MD 20014.

# GIANT 1¢ SALE

- 50-PRECISION RESISTORS, 1/2, 1, & 2 watts, 1%, assorted types, (#363) ..... 1.29 100 for 1.30
- 60-CERAMIC CAPS, ass'd val. & styles, incl. tubulars, NPO's, etc., (#590) ..... 1.29 120 for 1.30
- 30-MOLEX CONNECTORS, nylon, ass'd styles, colors, & # of cond., (#5835) ..... 1.29 60 for 1.30
- 4-ROCKER SWITCHES, DPDT, solder eyelet terminals, (#3302) ..... 1.29 8 for 1.30
- 1-RELAY, BABCOCK 6VDC, SPST, plastic case (#5807) ..... 1.29 2 for 1.30
- 1-25 AMP BRIDGE RECTIFIER, 50 volts, 100% (#5948) ..... 1.29 2 for 1.30
- 50-1N4000 RECTIFIERS, epoxy, axial leads, untested, (#2594) ..... 1.29 100 for 1.30
- 30pc.-HEAT SHRINK, Thermo-fit, useful ass't. of sizes, shrinks 50%, (#5248) ..... 1.29 60 for 1.30
- 10-SLIDE SWITCHES, SPST, SPDT, etc. all shapes and sizes, (#5927) ..... 1.29 20 for 1.30
- 25-DTL's, 100% prime, ass'd flip flops, etc., marked, (#3709) ..... 1.29 50 for 1.30
- 10-MAN-3's, 7 segment, w/bubble magnifier, 100% material, (#3842) ..... 1.29 20 for 1.30
- 4-PL-259 COAX PLUG, mates to SO-239, Amphenol, (#5221) ..... 1.29 8 for 1.30
- 1-LITE SENSITIVE UNILUNCTION TRANSISTOR, programmable, (#5719) ..... 1.29 2 for 1.30
- 100-PRE-FORMED 1/2 WATTERS, popular values, some 5 & 10 %ers, (#1060) ..... 1.29 200 for 1.30
- 4-PHOTO ELECTRIC DARLINGTON TRANSISTORS, (#3276) ..... 1.29 8 for 1.30
- 40-POWER RESISTORS, assorted types, includes 2 to 10 watters, (#228) ..... 1.29 80 for 1.30
- 15-NE-2 LAMPS, neon red, for 110VAC, less resistor, (#1435) ..... 1.29 40 for 1.30
- 30-"CRIMP-ON" TERMINALS, rings and spades, for # 12-20 wire, (#3955) ..... 1.29 60 for 1.30
- 50-ONE-WATT RESISTORS, popular assort, some 5%ers, 100's of uses, (#3844) ..... 1.29 100 for 1.30
- 30-FT. WIRE-WRAP WIRE, 30 gauge, insulated, continuous length, (#3803) ..... 1.29 60 for 1.30
- 6-SPDT MICRO SLIDE SWITCH, 100% 3/7" cube, for PC mount, (#3429) ..... 1.29 12 for 1.30
- 10-PR-RECAPS & JACKS, for audio, speakers, etc., (#402) ..... 1.29 20 for 1.30
- 5-2N3055 MICRO TRANSISTORS, TO-3, (#3771) ..... 1.29 10 for 1.30
- 6-SINGLE PIN MICRO GREEN LEDS, 3V, 10 mils, "pin heads", 100%, (#6126) ..... 1.29 12 for 1.30
- 6-JUMBO RED LEDS, 1.5-3 V @ 10 mA, 100% material, 100's of uses, (#2135) ..... 1.29 12 for 1.30
- 6-MAGNETIC DISCS, shatter-resistant Plastalloy, 13/16" dia, (#6099) ..... 1.29 12 for 1.30
- 5-PHOTO CELLS, Vactec 900, disc type, R: 2k ohm (dark) w/leads, (#6135) ..... 1.29 10 for 1.30
- 1-12VDC SPDT RELAY, 180 ohm coil, 25 mA, 1x1x1/2" sealed (#5937) ..... 1.29 2 for 1.30
- 10-VOLUME CONTROLS, ass't. values, audio, and switch too! (#592) ..... 1.29 20 for 1.30
- 60-PRE-FORMED DISC CAPS, handy assortment of values, marked, (#1181) ..... 1.29 120 for 1.30

## 40 CHANNEL CB BOARD only \$14.99

2 FOR \$15



Poly Pak buys up factory close-out from Hy-Gain so you gain! Boards have Heatsinked 9 Watt Amp Chip, RF and Mod Transistors, and Motorola MC series PLL. May be used for 10 meter conversion. See continuing series "CB to 10" in 72 magazine. These parts alone make it an offer you can't refuse. Wt. 9oz. Cat. No. 92C05554

- 2-DOUBLE-SIDED PC BOARDS, 3"x12" high quality G-10 glass, (#5694) ..... 1.29 4 for 1.30
- 60-TUBULAR CAPACITORS, ass'd 100mmf to 1mf to 600 WVDC, (#35A219) ..... 1.29 120 for 1.30
- 6-MICRO MINI REED SWITCHES, 1" long, for alarms, relays, etc., (#1258) ..... 1.29 12 for 1.30
- 10-TANTALUM ELECTROS, ass'd mini, axial, hermetically sealed, (#5848) ..... 1.29 10 for 1.30
- 50-DISC TYPE CAPS, incl. NPO, hi-Q, mylar, ceramics, ass'd values, (#437) ..... 1.29 100 for 1.30
- 60-COILS & CHOKES, ass'd RF, OSC. IF, parasitic types, (#35A297) ..... 1.29 120 for 1.30
- 6-SWITCHCRAFT PHONO JACKS, hi-Q, chassis mount, telon base, (#5119) ..... 1.29 12 for 1.30
- 30-SUBMINI IF TRANSFORMERS, ass't. slug tuned, shielded, (#35A9) ..... 1.29 60 for 1.30
- 40-ADJUSTABLE FERRITE CORES, center cut for hex adjust, (#5701) ..... 1.29 80 for 1.30
- 10-PC TRIMPOTS, screwdriver adjust, assorted values, (#3346) ..... 1.29 20 for 1.30
- 25-4" CABLE TIES, plastic, like Ty-wrap style, (#5217) ..... 1.29 50 for 1.30
- 5-CRYSTALS, many include: CB, ham various shapes and sizes, (#5716) ..... 1.29 10 for 1.30
- 3-MICRO SWITCHES, SPST, NO contacts, plunger style, solder tabs, (#5785) ..... 1.29 6 for 1.30
- 65-MOLEX SOCKETS, "on-a-strip", for 8-40 pin IC's, (#1609) ..... 1.29 130 for 1.30
- 6-PAIRS 9V BATTERY CLIPS, w/red & black color-coded leads, (#2852) ..... 1.29 12 for 1.30
- 6-1M340T VOLTAGE REGULATORS, 5 to 24 volts, TO-220, (#5897) ..... 1.29 12 for 1.30
- 40-POLYSTYRENE CAPACITORS, ass'd values and voltages, (#1052) ..... 1.29 80 for 1.30
- 15-THERMISTORS, resistors that change with the temperature, (#2048) ..... 1.29 30 for 1.30
- 65-1/2 WATT RESISTORS, ass'd values, metal film, marked, (#5797) ..... 1.29 130 for 1.30
- 10-MODULAR SWITCHES, Centralab "push-on" type, up to 4PDT, (#3150) ..... 1.29 20 for 1.30
- 5-"MOTORS MOTORS", small, high speed, ass'd sizes, (#2551) ..... 1.29 10 for 1.30
- 50-MICAS ass't. sizes-n-shapes, incl. "silvers" too! (#3731) ..... 1.29 100 for 1.30
- 10-TRANSISTOR SOCKETS, for npn and pnp types, (#3845) ..... 1.29 20 for 1.30
- 4-HOBBY VOLTAGE REGULATORS, LM-309, 320, 340's, TO-3, (#3330A) ..... 1.29 8 for 1.30
- 12-PANEL SWITCHES, assorted slides, rotaries, modulars, etc. (#295) ..... 1.29 24 for 1.30
- 60-RESISTOR SPECIAL, 1/2 to 1 watt, carbons, carbon-films, etc. (#35896) ..... 1.29 120 for 1.30
- 65-HALF WATT RESISTORS, ass'd carbons, carbon-films, various values, (#454) ..... 1.29 130 for 1.30
- 15-HUMBUCKER CONTROLS, assorted values, manufacturers dump, (#3807) ..... 1.29 30 for 1.30
- 1-POWER TAB TRIAC, 100% prime, 400V 10A TO-220, (#6216) ..... 1.29 2 for 1.30



## HY-GAIN ONE ARM BANDIT MIKES

Only \$14.99 2 FOR \$15

Take one hand command of your mobile or base rig with Hy-Gain's One Arm Bandit Mike. ON/OFF VOLUME, SQUELCH, CHANNEL SELECTOR, SPEAKER, and DIGITAL DISPLAY are all conveniently located where your fingers can fall. Comes with 6 ft. multi-conductor, color-coded, coiled cable (separate) for easy integration into any type of rig. Size: 4 1/2" x 2 1/4" x 1 1/4". Wt. 9 oz. No. 92C05886

- 40-TWO WATT RESISTORS, carbon-films, carbons, some 5%ers, (#456) ..... 1.29 80 for 1.30
- 50-TERMINAL STRIPS, ass'd solder and screw types, 2 lugs & up, (#334) ..... 1.29 100 for 1.30
- 5-WATCH CRYSTALS, who knows how good, micro-digital bonanza, (#5115) ..... 1.29 2 for 1.30
- 10-1000V 1A RECTIFIERS, 1N4007, epoxy case, axial leads, (#5926) ..... 1.29 10 for 1.30
- 6-25 WATT PLASTIC POWER, 2N6100 series, TO-220, 200bcbco, 3A, (#1786) ..... 1.29 12 for 1.30
- 4-CALCULATOR AC JACKS, 3 terminals, takes mini plug, (#2316) ..... 1.29 8 for 1.30
- 65-PRE-FORM 1/2 WATTERS, popular values, for PC appl., (#2444) ..... 1.29 130 for 1.30
- 200-PC BOARD PARTS, boards loaded w/100% parts, hobby bonanza, (#5946) ..... 1.29 400 for 1.30
- 40-LOW NOISE RESISTORS, 1/8 & 1/2 W, oxide & magnetic film, (#220) ..... 1.29 80 for 1.30
- 40pc-SEMI-CON SURPRISE, ass't. zeners, diodes, etc. untested, (#226) ..... 1.29 80 for 1.30
- 20-TRANSISTOR ELECTROLYTICS, mini dip, (#5700) ..... 1.29 40 for 1.30
- 1-ASCB OPTO COUPLER, type HT1C3, mini dip, (#5700) ..... 1.29 2 for 1.30
- 10-UPRIGHT ELECTROS, 100% ass'd values and voltages, (#5900) ..... 1.29 10 for 1.30
- 2-GE 3W AUDIO AMP, type PA-263 IC, chip, mono, (#1522) ..... 1.29 4 for 1.30
- 1-MERCURY TILT SWITCH, N.C. rated 24VDC @ .05A, w/leads, (#5686) ..... 1.29 2 for 1.30
- 50-CAP SPECIAL, ass't. values in mylar, mica, ceramic, disc, etc. (#3775) ..... 1.29 100 for 1.30
- 40-FEEDTHRU CAPACITORS, used for hams, RF, UHF circuitry, (#5658) ..... 1.29 80 for 1.30
- 40-PLASTIC TRANSISTORS, ass'd untested and hobby, (#2604A) ..... 1.29 80 for 1.30
- 6-6V INDICATORS, w/leads, test lamp manufacturers excess, (#5893) ..... 1.29 12 for 1.30
- 4-12 VOLT LAMPS, w/leads, popular voltage, 100's of uses, (#5942) ..... 1.29 8 for 1.30
- 1-12 VDC SOLENOID, similar to Guardian 16-P, w/plunger, 1/2" stroke, (#6013) ..... 1.29 2 for 1.30
- 10-AXIAL ELECTROS, assorted values and capacitance, (#5901) ..... 1.29 20 for 1.30
- 10-POWER TAB TRANSISTORS, NPN, plastic, TO-220, (#5629) ..... 1.29 20 for 1.30
- 6-PRECISION TRIM POTS, ass'd singles and multi-turns, untested, (#3389) ..... 1.29 12 for 1.30
- 20-1N4148, 4 NANO. SWITCHING DIODE, axial leads 10mA, 100%, (#3000) ..... 1.29 40 for 1.30
- 2-5.1V STUD ZENER, 10W, DO-4, 5% tol. Motorola 10M5 or equiv. (#5287) ..... 1.29 4 for 1.30
- 4-PUSHBUTTON ALARM SWITCH, 125 VAC 1A SPST, NC, (#5289) ..... 1.29 8 for 1.30
- 6-CABLE & PLUG SET, 2 cond. 2.5mm mini plug w/6 polarized cable, (#5737) ..... 1.29 12 for 1.30
- 10-RESISTOR NETWORKS, assorted values in dips and singles, (#5699) ..... 1.29 20 for 1.30
- 4-VARACTOR DIODES, var. tuner capacitance, 20-50 pf. (#5887) ..... 1.29 8 for 1.30


SEND FOR FREE CATALOG HOW TO ORDER

**POLY PAKS®** We honor MASTERCARD, VISA, check, and COD. (25% down). Order by phone or mail. Minimum order \$8. Please state Cat. No. & description, name & month of magazine. Postage: Canadian: add \$5. Foreign: add \$10 (US funds). Excess will be returned. TERMS: add postage. RATED: Net-30. Phone: (617) 245-3824

P.O. BOX 942-E3  
SO. LYNNFIELD, MA 01940

**BULLET ELECTRONICS** PO BOX 401244 GARLAND TEXAS 75040

**SE 01 Sound Effects Kit \$16.95**



The SE-01 is a complete kit that contains all the parts to build a programmable sound effects generator. Designed around the new Texas Instruments SN76477 Sound Chip, the board provides banks of MINI DIP switches and pots to program the various combinations of the SLF Oscillator, VCO, Noise, One Shot and Envelope Controls. A Quad Op Amp IC is used to implement an Adjustable Pulse Generator, Level Comparator and Multiplex Oscillator for even more versatility. The 3" x 5" PC Board features a prototype area to allow for user added circuitry. Easily programmed to duplicate Explosions, Phaser Guns, Steam Trains, or almost an infinite number of other sounds. The unit has a multitude of applications. The low price includes all parts, assembly manual, programming charts, and detailed 76477 chip specifications. It runs on a 9V battery (not included). On board 100W amp will drive a small speaker directly, or the unit can be connected to your stereo with incredible results! (Speaker not included)

- 76477 CHIP IS INCLUDED! EXTRA CHIPS \$2.95 EACH
- \$16.95 LESS SPEAKER & BATTERY

From T.I.: TL490 BAR/DOT DRIVER IC. Drives 10 LED's with adjustable analog steps. Units are cascadable up to 10 (100 steps). Drives LED's directly. Great for voltage, current, or audio displays. Similar in features to LM3914 with specs and circuit notes.

2.95

NEW!



**NEW! ZAP Bang Clang Tweet**

**AY-3-8910**

**AY3-8910 PROGRAMMABLE SOUND GENERATOR**  
The AY3-8910 is a 40 pin LSI chip with three oscillators, three amplitude controls, programmable noise generator, three mixers, an envelope generator, and three D/A converters that are controlled by 8 BIT WORDS. No external pots or caps required. This chip hooked to an 8 bit microprocessor chip or Bus (8080, Z80, 6800 etc.) can be software controlled to produce almost any sound. It will play three note chords, make bangs, whistles, sirens, gunshots, explosions, bleets, whines, or grunts. In addition, it has provisions to control its own memory chips with two IO ports. The chip requires +5V @ 75ma and a standard TTL clock oscillator. A truly incredible circuit.

\$14.95 W/Basic Spec Sheet (4 pages)  
60 page manual with S-100 interface instructions and several programming examples. \$3.00 extra

**POTENTIOMETER ASSORTMENT**

A mix of new, panel mount 3/8" bushing pots in various values. Some dual, some with switches.

10 2.00

**1/2W RESISTOR ASSORTMENT**

A good mix of 5% and 10% values in both full lead and PC lead devices. All new, first quality.

(Asst.) 200 pieces/2.00

**SLIDE SWITCH ASSORTMENT**

An outstanding bargain! Includes miniature and standard sizes and multi-position units. All new first quality, name brand switches. Try one pack and you'll reorder more. SPECIAL -- 12 for \$1.20 (Assortment)

**PARTS**

- 301 OP AMP 8 LEAD CAN 3/1.00
- 723 VOLT REG 10 LEAD CAN .50
- \*15741 FEET INPUT 7A1 MINI DIP 3/1.10
- 30 000 @ .15V COMPUTER GRADE 2.10
- 2K4000 NPN GEN PURPOSE 8/1.00
- 2K4002 PNP COMPLEMENT 8/1.00
- 2M5028 P U T W/SPECS .50
- LM380 2W AUDIO IC W/SPECS 1.09
- LM377 DUAL LM380 W/SPECS 2.50
- \*7815 VOLT REG 1A 15V .89
- IL 1 OPTO ISOLATOR MINI DIP .60
- \*MEM 631 DUAL GATE W/DIODE PROTECTED SIMILAR TO 40673 .50
- MW1624 VARICAP DIODE 10 PFD 49.00
- 1K4003 1A 200V DIODE 15/1.00
- TP130 TAB PNP POWER 3/1.00
- \*MC1351P FM IF DISC IC .50

\*INDICATES ITEM IS "KINDS NUMBERED"

**7 WATT AUDIO AMP KIT**

SMALL SINGLE HYBRID IC AND COMPONENTS FIT ON A 2" x 3" PC BOARD (INCLUDED). RUNS ON 12 VDC GREAT FOR ANY PROJECT THAT NEEDS AN INEXPENSIVE AMP, LESS THAN 3% THD @ 5 WATTS. COMPATIBLE WITH SE 01 SOUND KIT. **\$5.95**

**6 DIGIT AUTO/VAN CLOCK**

- LARGE CHARACTERS (LED)
- QUARTZ XTAL TIMEBASE
- ALARM & SNOOZE OPTIONS
- NOISE FILTERING
- EASY TO ASSEMBLE
- 4N x 3 1/2"
- DRILLED & PLATED PC BOARDS

**16.95** COMPLETE KIT 12 VDC

**ULTRASONIC RELAY KIT**

INVISIBLE BEAM WORKS LIKE A PHOTO ELECTRIC EYE USE UP TO 10 75 FT APART. COMPLETE KIT ALL PARTS & PC BOARDS. **\$21.50**

- NO C.O.D.'s
- SEND CHECK M.O. OR CHARGE CARD NO
- PHONE ORDERS ACCEPTED ON VISA AND MASTERCARD ONLY (214) 278-3553
- ADD 5% FOR SHIPPING
- TX. RES. ADD 5% STATE SALES TAX
- FOREIGN ORDERS ADD 10% (EXCEPT CANADA) (20% AIRMAIL) U.S. FUNDS ONLY

**CompuPro™ continues to deliver...**

**16K DYNAMIC RAMS**

..... 8/\$87.20! .....

250 ns (4 MHz), 16K dynamic RAMs. Expand memory in TRS-80\* I and II. Eddy, Apple, new PET, Health 89, etc. Add \$3 for 2 dip shunts plus instructions for TRS-80\* expansion. Hurry... quantities are limited at this special price.

\*TRS 80 is a trademark of the Tandy Corporation

**MEMORY!**

Choose from unkit (sockets, bypass caps pre-soldered in place), assembled, or boards qualified under our high reliability Certified System Component (CSC) program (200 hour burn-in, extensive testing, immediate replacement in event of failure within 1 year of invoice date).

Name	Bus & Notes	16Ks	Assm	CSC
8K Econoram** IIA	S-100	\$149	\$179	\$239
16K Econoram IV	S-100	\$289	\$339	\$429
16K Econoram VIIA-16	S-100	\$299	\$349	\$439
24K Econoram VIIA-24	S-100	\$419	\$499	\$605
16K Econoram IX-16	Dig Grp	\$319	\$379	n/a
32K Econoram IX-32	Dig Grp	\$559	\$639	n/a
32K Econoram X	S-100	\$349	\$669	\$789
32K Econoram XI	SBC/BLC	n/a	n/a	\$1050
16K Econoram XIII-16	S-100 (1)	\$349	\$419	\$519
24K Econoram XIII-24	S-100 (1)	\$469	\$539	\$649
32K Econoram XIII-32	S-100 (1)	\$579	\$699	\$849
16K Econoram XIV	S-100 (2)	\$299	\$359	\$459
16K Econoram XV-16	H8 (3)	\$329	\$395	n/a
32K Econoram XV-32	H8 (3)	\$599	\$729	n/a

- \*\*Econoram is a trademark of Godbout Electronics
- (1) Compatible with all bank select systems (Cromemco, Alpha Micro, etc.) addressable on 4K boundaries
- (2) Extended addressing (24 address lines) Single bank addressable on 4K boundaries
- (3) Bank select option for implementing memory systems greater than 64K

TERMS: C.O.D. no add. tax. Allow 5% for shipping, express refunded. VISA/Master charge! Call our 24 hour order desk at (415) 562-0636. C.O.D. OK with street address for UPS. Prices good through cover month of magazine.

**GODBOUT**

GODBOUT ELECTRONICS  
Bldg. 725, Oakland Airport, CA 94614

SEE COMPUPRO™ PRODUCTS AT A COMPUTER STORE NEAR YOU!

**OTHER BOARDS**

**S-100 ACTIVE TERMINATOR KIT** \$34.50

**S-100 2708 EROM BOARD**, less EROMs but with support chips and manual. \$85 unkit, \$135 assm, \$195 CSC

**THE GODBOUT COMPUTER BOX** The perfect home for your homebrew computer — just add power supply, motherboard, and lots of boards. \$299 rack mount (introductory price)

**HIGH-PERFORMANCE S-100 MOTHER-BOARDS** Unkit versions have edge connectors and termination resistors pre-soldered in place for easy assembly. 19 slot: \$174 unkit, \$214 assm. 12 slot: \$129 unkit, \$169 assm. 6 slot: \$89 unkit, \$129 assm

**S-100 MEMORY MANAGER BOARD** Adds bank select and extended addressing to older machines. \$59 unkit, \$85 assm. \$100 CSC

**2S "INTERFACER I" S-100 I/O BOARD** Features dual RS-232 ports with full handshake. \$199 unkit, \$249 assm. \$324 CSC

**3P PLUS S "INTERFACER II" S-100 I/O BOARD** With 1 RS-232 serial I/O and 3 full duplex parallel ports. \$199 unkit, \$249 assm. \$324 CSC


**MULLEN S-100 EXTENDER BOARD** with logic probe. \$49 kit.

**MULLEN H8 EXTENDER BOARD:** \$39 kit

**MULLEN S-100 CONTROLLER BOARD** 8 reed relays close in response to 8 bit word. 8 opto-isolators receive outside world data. \$129 kit, \$179 assm

CIRCLE NO. 27 ON FREE INFORMATION CARD

**Convert Your Car Into A Concert Hall!**



**AM-FM-MULTIPLEX \$100 STEREO AUTO RADIO**

**FACTORY CLOSEOUT!** — One of America's largest independent manufacturers of automobile radios has given up which we announced in Nov. 1979 Radio Electronics & Popular Electronics magazines! We've been fortunate in acquiring more of the last auto radios in production. These are AM-FM-MPX-Stereo sets...designed for new cars. All are tested 100% operational and come with knobs & 5 push buttons (ideal for installing in your auto, van, camper, boat or any other place 12 VDC is available).

- NEWS ITEM!** -- Auto stereo has become as sophisticated as home hi-fi — and nearly as expensive. You can spend \$300 for simple components—which means stereo can be out of reach for many folks and 2nd cars. If you want a stereo sound system, you can start with the purchase of a \$100 radio for only a mere \$19.95 at Delta. The radios are designed for small interior of your car that has the combination of the hard plastic and soft upholstered surfaces. It is the perfect radio for a top-sounding stereo system.
- | Delta No. | Size | Type  | Ohms  | Watts | Magnet     | Mfg. Ctrs.     | Each   |
|-----------|------|-------|-------|-------|------------|----------------|--------|
| 60010P    | 9x6  | Oval  | 8     | 10    | 2-3/4" Rd. | 6 1/2 x 4 3/4" | \$7.95 |
| 60011P    | 6    | Round | 8     | 3     | 2-3/8"     | 5-5/8"         | 5.95   |
| 60013P    | 5    | Round | 4 & 8 | 12    | 3" Rd.     | 3-7/8"         | 7.95   |
| 60014P    | 5    | Round | 4 & 8 | 12    | 3-1/2" Rd. | 3-7/8"         | 9.95   |
| 60011P    | 4x6  | Oval  | 8     | 10    | 2-5/8" Sq. | 5 1/4 x 3"     | 5.95   |
| 60026P    | 4x6  | Oval  | 8     | 10    | 2-3/8" Rd  | 5 1/4 x 3"     | 5.95   |

**Quality Speakers** For Above Radios — Surplus Prices

Be sure to include postage

**14.95 AM-FM** \$2 SHIP. BUY OF A LIFETIME

**FREE 'SURPLUS' CATALOG** 120-PG.

**DELTA ELECTRONICS**

176 SECOND AVE. WALTHAM, MASS 02151

Minimum Order \$8.00

**TEL. (617) 388-4705**



# Electronics Classified

**REGULAR CLASSIFIED: COMMERCIAL RATE:** For firms or individuals offering commercial products or services, \$2.75 per word. Minimum order \$41.25. **EXPAND-AD® CLASSIFIED RATE:** \$4.10 per word. Minimum order \$61.50. Frequency discount: 5% for 6 months; 10% for 12 months paid in advance. **PERSONAL RATE:** For individuals with a personal item to buy or sell, \$1.60 per word. No minimum! **DISPLAY CLASSIFIED:** 1" by 1 column (2-1/4" wide), \$330. 2" by 1 column, \$660.00. 3" by 1 column, \$990.00. Advertiser to supply film positives. For frequency rates, please inquire. **GENERAL INFORMATION:** Ad copy must be typewritten or clearly printed. Payment must accompany copy except when ads are to be billed on credit cards — American Express, Diners Club, Master Charge, VISA (supply expiration date) — or when ads are placed by accredited advertising agencies. First word in all ads set in caps. All copy subject to publisher's approval. All advertisers using Post Office Boxes in their addresses **MUST** supply publisher with permanent address and telephone number before ad can be run. Advertisements will not be published which advertise or promote the use of devices for the surreptitious interception of communications. Ads are not acknowledged. They will appear in first issue to go to press after closing date. Closing Date: 1st of the 2nd month preceding cover date (for example, March issue closes January 1st). Send order and remittance to Classified Advertising, **POPULAR ELECTRONICS**, One Park Avenue, New York, N.Y. 10016. For inquiries, contact Linda Lemberg at (212) 725-7686.

## FOR SALE

**FREE!** Bargain Catalog — I.C.'s, LED's, readouts, fiber optics, calculators parts & kits, semiconductors, parts. Poly Paks, Box 942PE, Lynnfield, Mass. 01940.

**GOVERNMENT** and industrial surplus receivers, transmitters, sniperscopes, electronic parts. Picture Catalog 25 cents. Meshna, Nahant, Mass. 01908.

**LOWEST Prices Electronic Parts.** Confidential Catalog Free. KNAPP, 4750 96th St N., St. Petersburg, FL 33708.

**ELECTRONIC PARTS,** semiconductors, kits. **FREE FLYER.** Large catalog \$1.00 deposit. **BIGELOW ELECTRONICS,** Bluffton, Ohio 45817.

**RADIO** — T.V. Tubes — 36 cents each. Send for free catalog. Cornell, 4213 University, San Diego, Calif. 92105.

**AMATEUR SCIENTISTS,** Electronics Experimenters, Science Fair Students... Construction plans — Complete, including drawings, schematics, parts list with prices and sources... Robot Man — Psychedelic shows — Lasers — Emotion/Lie Detector — Touch Tone Dial — Quadrasonic Adapter — Transistorized Ignition — Burglar Alarm — Sound Meter... over 60 items. Send \$1.00 (no stamps) for complete catalog. Technical Writers Group, Box 5994, University Station, Raleigh, N.C. 27650.

**SOUND SYNTHESIZER KITS** — Surf \$16.95, Wind \$16.95, Wind Chimes \$22.95, Musical Accessories, many more. Catalog free. PAIA Electronics, Box J14359, Oklahoma City, OK 73114.

**TELETYPE EQUIPMENT:** Copy Military, Press, Weather, Amateur, Commercial Transmissions. Catalog \$1.00. **WEATHER MAP RECORDERS:** Copy Satellite Photographs, National-Local Weather Maps. Learn How! \$1.00. Atlantic Sales, 3730 Nautilus Ave., Brooklyn, NY 11224. Phone: (212) 372-0349.

**WHOLESALE C.B.,** Scanners, Antennas, Crystals; Special cut, \$4.95. Monitor \$3.95. Send make, model, frequency. G. Enterprises, Box 461P, Clearfield, UT 84015.

**BUILD AND SAVE TELEPHONES, TELEVISION, DETECTIVE, BROADCAST** Electronics. We sell construction plans with an Engineering Service, Speakerphones, Answering Machines, Carphones, Phonevision, Dialers, Color TV Converters, VTR, Games, \$25 TV Camera, Electron Microscope, Special Effects Generator, Time Base Corrector, Chroma Key, Engineering Courses in Telephone, Integrated Circuits, Detective Electronics. **PLUS MUCH MORE.** NEW Super Hobby Catalog PLUS year's subscription to Electronic News Letter, \$1.00. Don Britton Enterprises, 6200 Wilshire Blvd., Los Angeles, Calif. 90048.

**NAME BRAND** Test Equipment. Up to 50% discount. Free catalog. Salen Electronics, Box 82, Skokie, Illinois 60077.

## SpeakerGuts.



The absolute latest in advanced speaker technology. **Wave Aperature™ Drivers, the Patented Netrovic Woofer System.** Low speaker components selected for their excellence. Horns, crossovers, subwoofers, woofers, midranges, horn and dome tweeters. Over 30 in all. Build your own speaker system and we'll provide top quality speakers and design information. Send for **FREE** 48 page color catalog from the largest, most experienced speaker kit manufacturer in the world. **DON'T DELAY. Write today!**

**Speakerlab®**  
Dept. 173, 735 N. Northlake Way  
Seattle, Washington 98103

**UNSCRAMBLE CODED MESSAGES** from Police, Fire and Medical Channels. Same day service. Satisfaction guaranteed. Don Nobles Electronics, Inc., Rt. 7, Box 610, Hot Springs, Arkansas 71901. (501) 623-6027.

**UNSCRAMBLERS** for any scanner. Several models available. Free literature. Capri Electronics, 8753T Windom, St. Louis, MO 63114.

**POLICE/FIRE SCANNERS,** crystals, antennas, CBs, Radar Detectors. HPR, Box 19224, Denver, CO 80219.

**CB RADIOS, VHF-UHF Scanners,** Crystal, Antennas, Radar Detectors. Wholesale. Southland, Box 3591, Baytown, TX 77520.

**PRINTED CIRCUIT** supplies, chemicals, tools, artwork, plating solutions. Major credit cards. Catalog \$2.00, refundable. CIRCOLEX, Box 198, Marcy, NY 13403.

**RECONDITIONED TEST EQUIPMENT** \$1.00 for catalog. WALTER'S TEST EQUIPMENT, 2697 Nickel, San Pablo, CA 94806, (415) 758-1050.

**NEGATIVE ION GENERATORS** AND ACCESSORIES. (Kits). Fascinating details — \$1.00. Golden Enterprises, Box 1282-PE, Glendale, Arizona 85311.

### Telephone Listening Device

Record telephone conversations in your office or home. Connects between any cassette or tape recorder and your telephone or telephone LINE. Starts automatically when phone is answered. Records both sides of phone conversation. Stops recorder when phone is hung up. This device is not an answering service.

SIZE 1CU

SIZE 2 X3 K

**Each \$18.95**  
Qty. Disc Avail.

**Super Powerful Wireless Mic**

10 times more powerful than other mics. Transmits up to 1/4 mile to any FM radio. Easy to assemble kit. 15V battery (not incl.)

Call (305) 725-1000 or send \$18.95 + \$1.00 shipping per item to USI Corp., P.O. Box PE-2052, Melbourne, FL 32901. **COD's except.** For catalog of transmitters, voice scramblers and other specialty items, enclose \$2.00 to USI Corp.

**EXQUISITE ELECTRONICS KITS** for beginners and pros. Free brochure. LOGICAL SYSTEMS, 3314 'H' St., Vancouver, Washington 98663.

### TREMENDOUS BUYS In New And Gov't Surplus Equipment

**Dial Telephone "SUPER BUY"**

\* Save us the labor costs of cleaning and polishing and save \$555 on standard dial telephones. Work on any commercial system. Complete (no parts missing) in good working order. Your choice of desk or wall models. These are take-outs from commercial service (not toys). Instructions furnished.

DESK MODEL

WALL PHONE

**\$7.95** PREPARED IN U.S.A. Does not include HAWAII ALASKA P.H.

**FREE CATALOG** Shows BIG SAVINGS On

- ELECTRONICS • JEWELRY • ALARM SYSTEMS • SURVEYING • PUMPS
- BINOCULARS • CAR MOTORS • WINCHES • JEEEPING INSTRUMENTS
- GENERATORS • COMPRESSORS • HYDRAULICS • POWER TOOLS • WELDERS
- POWER PLANTS • CHEMICAL SPRAYING • TARPAILINGS • MANY OTHERS

**Surplus Center** Box 82209-PE Lincoln, Ne. 68501

**NEW ELECTRONIC PARTS.** Continuously stocked. Stamp brings catalog. Daytappo Electronics, 3029 N. Wilshire Ln. Arlington Hts., IL 60004.

**BARGAINS GALORE!** Monthly swap sheet for radio collectors, hams, experimenters, etc. Send long SASE for sample. Electronics Trader, Box 2377, Argus, CA 93562.

**FREE SAMPLE** of optical fiber if you send for our catalog of fiber optic and electronic supplies. FIBERTRONICS, Box 322, Primos, PA 19018.

## SATELLITE TV FOR THE HOME

**Our receiver lets you get over 75 channels of television directly from earth-orbiting cable TV satellites! HBO, Showtime, super stations, sports and movies from around the world.**

**Sick of Network TV? Buy Complete or Build our kit and save!**

Our 24-channel receiver provides "studio quality" TV reception. Easy to install! Ultra low power consumption! Brilliant color! Works anywhere! FCC licensing no longer required. **Order today!** Complete details covered in our Home Earth Station manual. Send \$7.95 today (refundable against any purchase), or call:

**24-hour C.O.D. Hotline**  
**(305) 869-4283**  
**SPACECOAST RESEARCH**  
Dept. H, P.O. Box 442, Altamonte Springs, FL 32701

**ELECTRONICS COMPLETED KITS.** No wiring. FM mic, VU meter. Touch control switch programmable music block. Wheel fortune game, etc. Save up to 50%. Write for free catalog today. Postcard will do. Supertronics Inc., 39 Bowery, Box 88, New York, NY 10002.

**SATELLITE TELEVISION — MOVIES, SPORTS,** etc. Build or buy earth station. Send \$3.00 for information. Satellite T.V., Box 140, Oxford, NY 13830.

**B&K Test Equipment** 18% discount. Free catalog. Free Shipping. Spacetrone-AE, 948 Prospect, Elmhurst, IL 60126.

**HOW TO BUILD CROSSOVERS.** Design and construction book, \$5.00. Book of tables showing component values for 2590 discreet impedance-frequency points, 6 dB/oct \$8.00. 12 dB/oct \$8.00. Mesalab, 3942 Mesa Ave., Sarasota, FL 33583.

**NEW CATALOG** of low cost electronic parts. Send for FREE copy. ALL ELECTRONICS CORP., Dept. F, 905 S. Vermont Ave., Los Angeles, CA 90006.

**FIX CB RADIOS** for yourself, friends or profit. Complete manual now \$10.95 from A.P. SYSTEMS, P.O. Box 488 PE, Milford, PA 18337. (717) 686-5900.

### New Morse-A-Word Code Reader

**IDEAL FOR BEGINNERS SWL'S AND AMATEURS** CONNECTS TO YOUR RECEIVER SPEAKER FULL EIGHT CHARACTER READOUT ORDER MARK# S249-95 KIT \$169.95 SEND CHECK OR MONEY ORDER USE YOUR VISA OR MASTER CHARGE ADD \$3.50 FOR SHIPPING

Microcraft Corporation Tel. 814-241-8144  
P.O. Box 513 PE, Thioneville, Wisconsin 53692

**SCANNER CRYSTALS** \$2.85. PLL conversion crystals \$4.00. 50c P&H. Diversified Marketing, 2010 So. 139th Cir., Omaha, NE 68144.

RF POWER TRANSISTORS — MRF 455A — \$17.95, MRF 454A — \$24.95, 2N 5591 — \$8.90, 2N 6084 — \$14.50, mo.e. TV, audio, radio, VTR transistors, IC's, diodes, SG 613 — \$5.90, STK 013 — \$8.40, AN 239 — \$4.90, more. Send for free catalog. B & D Enterprises, P.O. Box 32, Mt. Jewett, PA 16740. (814) 837-6820. 24 hours.

**LOUD AND CLEAR.**  
 Read all about the K—the amazing speaker that has the power to reproduce even the lowest bass notes—loud and clear. Features the brilliant cornerhorn design with Speakerlab innovations like Magnar™ damped horn drivers. One of the only kits available for this unique loudspeaker. Read about it's and all the other great Speakerlab speakers and parts in our free catalog.

**Speakerlab**  
 To get yours, write SPEAKERLAB, Dept. 174 735 N. Northlake Way Seattle, WA 98103

OSI CHALLENGER 1P — Superboard II. 90 page step-by-step programming manual, \$5.95 + \$1.00 P&H. TIS, Box 921, Los Alamos, NM 87544.

DISCOUNT C.B., SCANNERS, ACCESSORIES. Free Catalog Crystals: CB, Ham, Scanner. All freqs. Same day service. XTALS, Box 42-E, Prospect Hts., IL 60056.

TRS-80™ USERS: We have hardware and software. Write for current list. HARTMANN-LANG, Box 693, Chatham, NJ 07928.

NEW FALL 1980 TEST EQUIPMENT CATALOG AVAILABLE. 108 pages of quality used equipment. Write for free copy. Tucker Electronics Co., Box 401060, Garland, TX 75040.

PRINTED CIRCUIT BOARDS, your artwork. Quick delivery. Reasonable. Atlas Circuits, Box 974, Waynesville, NC 28786. (704) 456-3739.

FREE CA3140 OpAmp with every order. All top quality merchandise. Send for bargain catalog. KEY ELECTRONICS, Box 3506P, Schenectady, NY 12303.

100 ELECTRONIC PARTS with 9 drawer parts organizer only \$5.00 plus \$1.50 shipping. Parts are 100% usable. Includes prime semiconductors. Cunningham, POB 123, Leetonia, Ohio 44431.

TEST EQUIPMENT, new and used. Catalog \$1.00. PTI, Box 8756, White Bear Lake, MN 55110.

NEGATIVE ION GENERATOR plans, kits, parts. SASE for list. Starwind, Box 712, Goleta, CA 93017.

ELECTRONIC CATALOG Free Over 300 pages. Parts, schematics, etc. Everything needed by the hobbyist or technician. T & M Electronics, 472 East Main St., Patchogue, NY 11772. (516) 289-2520.

UNSCRAMBLERS, seven models available to decode police, ambulance, and fire coded transmissions. Other scanner devices. Tone encoders/decoders. Telephone accessories, etc. Free Catalog. KRYSTAL KITS, Box 445, Bentonville, AR 72712. (501) 273-5340.

SECRET TELEVISION CHANNELS IN YOUR HOME without set modifications. Latest movies, sports, night club acts, religion, it's all in your neighborhood, but kept secret from most people. Complete detailed plans on how you can start receiving these SECRET channels for \$100.00 or less. Send \$25.00 cash, check, or moneyorder . . . or \$4.50 for more information. to: TELE-TEC, Dept. SATT., 8688 Royal Drive, Noblesville, IN 46060.

SPECTRUM ANALYZER — ASL model 8622 RF Spectrum Analyzer, 10 to 1000 MHz, 3-inch CRT, manual and application notes, weight 22 lbs. Excellent condition. \$895. M. W. Roberts, 3694 East Tompkins, Las Vegas, NV 89121. (702) 451-3517.

**New Subsonic Filter** is required for optimum bass response in your system.

**ACE AUDIO CO.,**  
 532 5th St., East N'hp't, NY 11731

**FREE CATALOG**

CHART PAPER SURPLUS, send SASE for list. J. Droppo, 3621 W. Sylvester, Pasco, WA 99301.

SENSITIVE CONVERTER 1600 — 2400 megahertz \$99.95 Details for stamp. GW Electronics, POB 688, Greenwood, Indiana 46142.

CB TUNEUP MODIFICATION REPORTS. \$6 each, specify model. Free catalog: plans, books, kits. CB City, Box 1030PE, Woodland Hills, CA 91365.

RECORDS — TAPES! Discounts to 73%. All labels: no purchase obligations: newsletter: discount dividend certificates. 100% guarantees. Free details. Discount Music Club, 650 Main St., Dept. 5-03 80, New Rochelle, NY 10801.

**FREE 32-PAGE CATALOG**

Save up to 40% on **Marine Electronics**

Save on top-brand Radiotelephones, Depth Recorders, Fish Finders, RDF, Radar, Loran C and much more. For your free copy of our 1980 Catalog, call day or night—  
**Toll-Free: 800-845-5927**  
 (S.C., Hawaii, Alaska, call collect 803-394-5132) Or write:  
**NATIONAL MARINE ELECTRONIC DISTRIBUTORS, Inc.**  
 Dept. PE-03, 263 Kelly St., Lake City, S.C. 29560

SHORTWAVE RADIOS! We carry the best equipment for BCB or SW listening! Special modifications, and antenna systems! FREE CATALOG & Advice! RADIO WEST, 3417 Purer Rd., Escondido, CA 92025. (714) 741-2891. VISA MC.

SWL's. FREE CATALOG! 'Hot', selective receivers-digital frequency displays-antennas-advise. Radio West, 3417 Purer Road, Escondido, CA 92025. (714) 741-2891. VISA-MC.

**PLANS AND KITS**

**AMAZING ELECTRONIC PRODUCTS**

LASERS SUPER POWERED. RIFLE, PISTOL, POCKET - SEE IN DARK - PYRO TECHNICAL DE-BUGGING UNSCRAMBLERS - GIANT TESLA - STUNWAND IV DISRUPTER - ENERGY PRODUCING SCIENTIFIC DETECTION ELECTRIFYING CHEMICAL ULTRASONIC CS. AERO. AUTO AND MECH DEVICES, HUNDREDS MORE - ALL NEW PLUS INFO UNLTD PARTS SERVICE

**INFORMATION unlimited**  
 CATALOG \$1 Dept. EB, Box 716, Amherst, NH 03031

FREE KIT Catalog contains Test and Experimenter's Equipment. Dage Scientific Instruments, Box 1054P, Livermore, CA 94550.

**TIGER 500 SIMPLI-KIT**

**FOR THE DO-IT-YOURSELFER**

**NOW! a high quality CD ELECTRONIC IGNITION SYSTEM in kit form.**

Contains all components and solder to build complete Solid-State Electronic CD Ignition System for your car. Assembly requires less than 3 hours.

- Increases MPG 15%
- Increases horsepower 15%
- Plugs and Points last 50,000 miles
- Eliminates 4 or 5 tune-ups
- Instant starting, any weather
- Dual system switch

Fits only 12 volt neg. ground  
 Only \$26.95 postpaid

**Tri-Star Corporation**  
 P.O. Box 1727 Grand Junction, Colorado 81501

ELECTRONICS KITS: For information, send 50c. GI Kits, Box 2329, Garland, TX 75041.

Hi Fi STEREO AMPLIFIER. Build your own, at half market price! Info \$1.00. Otech, P.O. Box 1245, Des Plaines, IL 60018.

DOLBY DECODER now assembled for \$100. Also Kit encode/decode. Reviews. PEM INTEGREX, Box 747, Havertown, PA 19083.

SPEAKERPLANS — Build ANY size speakers without special tools, experience. FOOLPROOF, illustrated instructions, parts sources. 80% SAVINGS! Rush \$4. SPEAKERPLANS, 334 Pursel, Phillipsburg, NJ 08865.

PRINTED CIRCUIT Boards from sketch or artwork. Kit projects. Free details. DANOCINTHS Inc., Box 261, Westland, MI 48185.

PROJECTION TV . . . Convert your TV to project 7 Foot picture. Results equal to \$2,500 projector. Total cost less than \$20.00. PLANS & LENS \$16.00. Illustrated info. FREE: Macrocomf. Washington Crossing, PA 18977.

\$20 OSCILLOSCOPE! Adaptor externally converts TV to large screen oscilloscope. Components cost approx. \$20. Easily changed for U.K. or USA TV standards. Circuits & plans \$8. Airmail return. Bobker, 29 Chadderton Drive, Unsworth, Bury, Lancs, England.

LASER LIGHT SHOW! Hallucinogenic, psychedelic, sensual. Stereo controlled. Complete plans: \$10.00. RDA, Box 873, Concord, NC 28025.

NEW—PLANS TO BUILD UNSCRAMBLER. Totally integrated circuit design based on available IC's. Complete plans fit all scanners. \$3.95. Unscrambler, P.O. Box 7577, Huntington, West Virginia 25777.

**TELEPHONES & PARTS**

TELEPHONES UNLIMITED, EQUIPMENT SUPPLIES, ALL TYPES, REGULAR, KEYED, MODULAR. Catalog call (714) 563-5555 or mail \$1.00 refundable. Box 1147E, San Diego, CA 92112.

**ALARMS**

**Burglar-Fire Protection**

Protect Your Life, Home, Business, Auto, etc.

• Our catalog shows how. Install your own alarm systems and devices and save \$\$\$\$ . We offer FREE write-in engineering service

**FREE CATALOG** Lowest Prices on Reliable, High-Quality Alarm Systems and Devices

**Burdex Security Co., Box 82802-PE Lincoln, Ne. 68501**

POLICE DIALER \$29.95. Free burglar alarm equipment catalog. Sasco, 5619P St. John, Kansas City, MO 64123. (816) 483-4612.

ULTRASONIC—WIRELESS—PERIMETER. Free Warning Decal with catalog—\$1. EAC, Box 7881E, Colorado Springs, CO 80933.

**HIGH FIDELITY**

DIAMOND NEEDLES and Stereo Cartridges at Discount prices for Shure, Pickering, Stanton, Empire, Grado, Audio Technica, Osawa, Satin and ADC. Send for free catalog. LYLE CARTRIDGES, Dept. P, Box 69, Kensington Station, Brooklyn, New York 11218. Toll Free 800-221-0906 9AM -8PM except Sunday.

**MICROCOMPUTERS**

ANY, repeat ANY, businessman who owns a Level II, 16K TRS-80 can increase profits with this program, which costs only \$18.50. Free information: OMNI SYSTEMS CO., Dept. 3E, Box 29347, Minneapolis, MN 55430.

\$150 VALUE BASIC PROGRAMS \$10. Introductory offer. Send order or SASE (for more information) to: ZARK Inc., 44 Country Club Road, Willingboro, NJ 08046.

TRS-80 DEMO and INSTRUCTION TAPE introduces assembly and machine programming for Level II. \$8.50 postpaid. Hamilton Programs, Box 1621, Hyattsville, Md 20788.

**HOBBIES**

\*\*\*\*\* GREAT OUTDOOR FUN \*\*\*\*\*

SEARCH ELECTRONICALLY FOR gold, silver, coins and relics with White's Electronics mineral/metal detectors Pays for itself. U.S. Patented.

For your nearest dealer and free catalog  
**CALL TOLL FREE**  
 1-800-547-6911

White's Electronics, Inc. Dept. PE-0  
 \*\*\*\*\* Sweet Home, OR 97386 \*\*\*\*\*

**TUBES**

RADIO & T.V. Tubes — 36 cents each. Send for free Catalog. Cornell, 4213 University, San Diego, Calif. 92105.

TUBES: "Oldies", Latest, Supplies, components, schematics. Catalog Free (stamp appreciated). Steinmetz, 7519-PE Maplewood, Hammond, Ind. 46324.

TUBES-RECEIVING, Industrial and Semiconductors Factory Boxes. Free price sheet including TV, Radio and audio parts list. Transletronic, Inc., 1365 39th St., Brooklyn, New York 11218. Telephone: (212) 633-2800. Toll free: 800-221-5802.

RADIO AND TV TUBES 1938 to 1978 \$1.00 ea. PRELLER TV, Augusta, AR 72006. (501) 347-2281.

## GOVERNMENT SURPLUS

MANUALS for Govt Surplus radios, test sets, scopes. List \$1.00 (cash). Books, 7218 Roanne Drive. Washington, D.C. 20021.

SURPLUS JEEPS — \$19.30!! — CARS — \$13.50!! — 650,000 ITEMS!! — GOVERNMENT SURPLUS!! — Most COMPREHENSIVE DIRECTORY AVAILABLE tells how, where to buy!! — YOUR AREA — \$2. — MONEYBACK GUARANTEE!! — "Government Information Services", Department GE-11, Box 99249, San Francisco, California 94109.

GOVERNMENT SURPLUS. Buy your Area. How, Where, Send \$2.00. Surplus, 615-PE Headquarters Building, Washington, D.C. 20036.

"GOVERNMENT SURPLUS DIRECTORY" Buy 500,000 items (including Jeeps) . . . low as 2c on dollar! Most complete information available — \$2.00. Surplus Disposal, Box 19107-HC, Washington, DC 20036.

## WANTED

GOLD, Silver, Platinum, Mercury, Tantalum wanted. Highest prices paid by refinery. Ores assayed. Free circular. Mercury Terminal, Norwood, MA 02062.

GAME DESIGN. Leading Coin-op Amusement Game Company will consider use of YOUR pinball, video or other game idea on royalty, commission or other basis. WRITE FOR DISCLOSURE FORM BEFORE SUBMITTING GAME IDEA. Dept. PEM, P.O. Box 236, Bensenville, IL 60106.

## PERSONALS

MAKE FRIENDS WORLDWIDE through international correspondence, illustrated brochure free. Hermes-Verlag, Box 110660/Z, D-1000 Berlin 11, W. Germany.

MAILORDER SUCCESS! Interested? Free exposé. TWP-V, Box 6226, Toledo, Ohio 43614.

LOFTINESS MUSIC? Connoisseur's recommendations—\$2. Box 5600, Jacksonville, FL 32207.

PENFRIENDS — ENGLAND — USA, through correspondence. Send age, interests. Free reply. Harmony, Box IPE, Brooklyn, New York 11223.

## INSTRUCTION

UNIVERSITY DEGREES BY MAIL! Bachelors, Masters, Ph.D.'s. Free revealing details. Counseling, Box 317-PE03, Tustin, California 92680.

# Be an ELECTRONICS SPECIALIST

Train at home in spare time No previous experience needed



Manufacturing, aviation, computer technology, communications, TV and radio broadcasting... even sales and marketing all depend on electronics specialists for many of their basic requirements. And now you can get the same home-study training system used by some of the country's biggest corporations for their own employees. Everything explained in easy-to-understand lessons with plenty of pictures and drawings. Get free facts without obligation. No salesman will call.

Send for FREE Information!

ICS Electronics School, Dept PD020  
ICS Center, Scranton, PA 18515

MAIL THIS COUPON FOR FREE FACTS how I can learn electronics at home in my spare time.

NAME \_\_\_\_\_ AGE \_\_\_\_\_  
ADDRESS \_\_\_\_\_  
CITY \_\_\_\_\_ STATE \_\_\_\_\_ ZIP \_\_\_\_\_

RADIO BROADCASTING: Become DJ, engineer. Start your own station — investment/experience unnecessary! Receive free equipment, records. Free details. Broadcasting, Box 130-A3, Paradise, CA 95969.

LEARN WHILE ASLEEP! HYPNOTIZE! Astonishing details, strange catalog free! Autosuggestion, Box 24-ZD, Olympia, Washington 98507.


LEARN ELECTRONIC ORGAN SERVICING at home. Completely revised course covers latest models including digital, LSI's, synthesizers, etc. NILES BRYANT SCHOOL, PO Box 20153, Sacramento, CA 95820.

FIX CB RADIOS for yourself, friends or profit. Complete manual now \$10.95 from A.P. SYSTEMS, Box 488P, Milford, PA 18337. (717) 680-5900.

## PASS FCC EXAMS

The Original FCC Tests-Answers exam manual that prepares you at home for FCC First and Second class Radiotelephone licenses. Newly revised multiple-choice exams cover all areas tested on the actual FCC exam Plus "Self-Study Ability Test" Proven! \$9.95 postpaid. Moneyback Guarantee

**COMMAND PRODUCTIONS**  
Radio Engineering Division



TESTS-ANSWERS FOR FCC FIRST AND SECOND CLASS COMMERCIAL LICENSE

P.O. Box 26348 P  
San Francisco, CA 94126

## FOR INVENTORS

PATENT AND DEVELOP Your invention. Registered Patent Agent and Licensed Professional Engineer, Send for FREE PATENT INFORMATION every inventor should have. Richard L. Miller, P.E., 3612 Woolworth Building, New York, NY 10007. (212) 267-5252.

## INVENTIONS WANTED

FREE CONSULTATION • NO IDEA TOO SMALL

Disclosure registration Potential cash or royalties from manufacturers seeking new ideas For free information on how to register your ideas Call or write

### AMERICAN INVENTORS CORP.

59 Interstate Dr. Dept PE  
West Springfield, MA 01089 (413) 737-5376  
A Fee Based Service Company

INVENTORS: Free information on offering your invention for sale. Kessler Sales Corp., C-253, Fremont, OH 43420.

NEW! "Patenting Your Invention Yourself!", \$29.95. Registered Patent Attorney, 7400 ZD Benjamin Franklin Sta., Washington, DC 20044.

INVENTORS Patent your invention. Free initial consultation. We are registered by the U.S. Government. VICTOR J. EVANS & CO., 4637 Eastern Ave. N.E., Washington, DC 20018. Since 1898.

## BUSINESS OPPORTUNITIES

I MADE \$40,000.00 Year by Mailorder! Helped others make money! Details 25c. Torrey, Box 318-NN, Ypsilanti, Michigan 48197.

FREE CATALOGS. Repair air conditioning, refrigeration. Tools, supplies, full instructions. Doolin, 2016 Canton, Dallas, Texas 75201.

NEW LUXURY CAR WITHOUT COST! Free Report. Codex-ZZ, Box 6073, Toledo, Ohio 43614. (419) 865-5657.

MECHANICALLY INCLINED individuals desiring ownership of Small Electronics Manufacturing Business — without investment. Write: BUSINESSSES, 92-K2 Brighton 11th, Brooklyn, New York 11235.

MILLIONS in Mail!!! Free Secrets. Transworld-17, Box 6226, Toledo, OH 43614.

ERASE DEBTS with little-known law — create wealth!! Details FREE — Blueprints. No. EE3, Box 100, LaGrangeville, NY 12540.

BORROW \$25,000 "OVERNIGHT." Any purpose. Keep indefinitely! Free Report! Success Research, Box 29263-GC, Indianapolis, Indiana 46229.

BIG MONEY! Interested? Free disclosure. Febre-V, Box 6073, Toledo, Ohio 43614. (419) 865-5657.

MAKE MONEY AT HOME building electronic circuits. Over 45 different projects including burglar alarms, telephone hold button, color organs, digital clocks, etc. You buy parts wholesale. Send \$1.00 for catalog or send \$9.95 for complete book of schematics and layouts of all our projects. PPG, 14725 Oxnard, Van Nuys, CA 91411.

SPARE TIME FORTUNE in Vinyl Repair. Huge demand creates exceptional profits. We supply everything. Details free. VIP, 2012 Montrose, Chicago, IL 61618.

EARN \$1000 STUFFING 1000 ENVELOPES! Money back guaranteed. Details. \$1.00. D. Fraser, 208 S. 4th, DeSoto, MO 63020.

FREE Inflation-Beater Book "2042 Unique, Proven Enterprises." Fabulous "Little Knowns." Work home! Haylings-S, Carlsbad, CA 92008.

## MECHANICALLY INCLINED INDIVIDUALS

Assemble electronic devices in your home. Knowledge, or experience not necessary. Get started in spare time. Above average profits. \$300 - \$600/Wk possible. Sales handled by others. No investment — Write for free details

## ELECTRONIC DEVELOPMENT LAB Box 1560PE, Pinellas Park, FL 33565

EARN EXTRA MONEY - Homeworkers Needed Stuffing Envelopes. Free Details. Write: Jadeway, Box 186-ZD, Gaines, MI 48436.

\$500.00 THOUSAND mailing our circulars. Details free. Essex House, 7011B Lennox, Van Nuys, CA 91405.

## EMPLOYMENT OPPORTUNITIES

ELECTRONICS/AVIONICS EMPLOYMENT OPPORTUNITIES. Report on jobs now open. Details FREE. Aviation Employment Information Service, Box 240E, Northport, New York 11768.

THINKING About RELOCATING? CHECK the JOB MARKET Before You Move. TEXAS Has The LOWEST UNEMPLOYMENT RATE in the NATION. Send \$2.00 for Classified Section of Sunday Newspaper. Specify DALLAS, HOUSTON, FORT WORTH, SAN ANTONIO. AAXTON, Dept. 401, Drawer 28439, Dallas, TX 75228.

INSTANT CASH COMMISSIONS Full or part time. Free sales kit features America's largest line low-priced Business, Printing, Advertising Specialties, Signs, Calendars and other necessities used daily by business people. Profitable repeat order. No experience. No investment. No collections or deliveries. Write today. National Press, Dept. 029, North Chicago, IL 60064.

BECOME A SEMICONDUCTOR DISTRIBUTOR. FULL OR PART TIME. Here is a rare opportunity to engage yourself with one of America's leading suppliers of original JAPANESE SEMICONDUCTORS and EXACT REPLACEMENT PARTS. Sell directly to retail outlets, repair shops, service technicians and manufacturers. Complete product line, backed up by a 40 million dollar inventory, priced to sell up to 50% lower than the leading replacement line. All product guaranteed. No investment required. Live wires only! Write to: New-Tone Electronics International, P.O. Box 1739, Bloomfield, NJ 07003.

PARTIME PIECE WORK. Webster, America's foremost dictionary company needs home workers to update local mailing lists. All ages, experience unnecessary. Send name, address, phone number to: Webster, 175 5th Ave., Suite 1101-137P, New York, NY 10010.

## DO-IT-YOURSELF

AUDIO/ANALOG/SYNTHESIS. Plans, parts, kits, etc. for the most exciting sound projects ever. Get on our mailing list, send 25c to: CFR Associates Inc., Newton, N.H. 03858.

125 WAYS TO IMPROVE YOUR GAS MILEAGE! Latest tips & techniques on how to increase gas mileage 15% to 25%. Instructions \$9.95-Money Back Guarantee. Fuel Expanders, P.O. Box 17711, Irvine, CA 92715.

## BOOKS AND MAGAZINES

POPULAR ELECTRONICS INDEXES For 1977 now available. Prepared in cooperation with the Editors of "P/E," this index contains hundreds of references to product tests, construction projects, circuit tips and theory and is an essential companion to your magazine collection. 1977 Edition, \$1.50 per copy. All editions from 1972 onward still available at the same price. Add \$.25 per order for postage and handling. \$50 per copy, foreign orders. INDEX, 6195 Deer Path, Manassas, Va. 22110.

ELECTRONIC MUSIC and home recording in Polyphony magazine. Advanced applications, interviews, projects, computer music. Sample \$1.50. Subscription (6 issues), \$8.00 US/\$10.00 foreign. POLYPHONY, Box P20305, Okla. City, OK 73156.

CB TECH'S — Get ready for the new band! Tune in with SSB Engineering Practice Manual. Latest info on conversions and mods. Both vol. 1 and vol. 2 in stock. Write for free fact sheet, or send \$14.95 per vol. to: SSB Publications, Box 960, Hyanis, MA 02601.

INFLATION AND RECESSION ARE HERE. Learn how to financially protect your family. "Gain Control of Your Money" - a new manual that shows how to analyze finances and gain power over inflation. Moneyback guarantee. \$4.95 to East Enterprises, Dept. E1, 10030 N. Blaney, Cupertino, CA 95014.

**Linda Aays**  
*Check it out!*

**Leader LB0-507A 20 MHz**  
Reg. 580.00/499.00

**Hickok 15 MHz Triggered**  
Reg. 565.00/399.00

**Hickok 15 MHz Dual Trace**  
Reg. 795.00/599.00

**Hickok 30 MHz Dual Trace**  
Reg. 1,149.00/869.00

**NLS Mini Scope 15 MHz**  
Reg. 318.00/259.95

**NLS Mini Scope 15 MHz Dual Trace**  
Reg. 435.00/359.95

**NLS Mini Scope 30 MHz Dual Trace**  
Reg. 559.00/425.00

**Leader LB0508**  
20 MHz Dual Trace  
Reg. 770.00/599.00

**Hickok Model LX303**  
Meter 66.95

**CSC Logic Monitor**  
Model LM-1 49.95

**Hickok Function Generator**  
Reg. 225.00/159.95

**Beckman LCD Meter**  
Model 300 99.95  
Model 310 129.95

**Weller Xcelite Service Master**  
Model 99SM 39.95  
Roll Kit Model 99PR 15.95

**Weller Elect. Soldering Station EC2000**  
Reg. 125.00/99.95  
EC1000  
Reg. 99.95/75.95

**CSC Logic Probe LP-1** 39.95

**Platt Tool Case**  
Reg. 89.95/59.95

**Hickok Model 440**  
Semiconductor Curve Tracer  
Reg. 235.00/179.95

**Leader LB0520**  
30 MHz Dual Trace  
Reg. 1,050.00/799.00

**B&K Scope 1432P**  
15 MHz Dual Trace  
Reg. 840.00/599.00

**CSC PS-500 Prescaler** 49.95  
**CSC 100 MHz Counter** 99.95  
**CSC Max 50 Counter** 59.95  
**CSC Max 550 Counter** 99.95

Frequency counters, oscilloscopes, signal generators, multimeters, tools, and probes are among hundreds of products available. Large inventory of Tektronix, Hewlett-Packard, General Radio, Fluke, and Boonton available with replacement parts as well. Master Charge — Visa Cards accepted. Come in, call or write for free brochures 9AM - 9PM Monday through Friday. Export inquiries invited.

**CTG** Communications Technology Group, Incorporated

448 Merrick Road, Oceanside, N. Y. 11572 U.S.A. (516) 536-5724  
Communications for Worldwide Use Telex 640-488/TWX 510-225-7536

CIRCLE NO. 15 ON FREE INFORMATION CARD

**VIDEO SOURCE BOOK** - Your guide to 15,000 prerecorded video programs — 700 pages — easy-to-use, \$19.95. Money-back guarantee. Check or money order to: NVC, P.O. Box 3, Dept. 10PE, Syosset, NY 11791. Master Charge and VISA only CALL NOW TOLL-FREE, 800-824-7888. Calif. 800-652-7777, ask for op. 909.

**REAL ESTATE**

**BIG ... FREE ... CATALOG!** Over 2,700 top values coast to coast!!! UNITED FARM AGENCY, 612-EP, West 47th, Kansas City, MO 64112

**MOVE TO FLORIDA!** Complete list of Central Florida homes for sale. \$2.00 and S.A.S.E. Rt. 1, Box 390, Apopka, FL 32703.

**MAGNETS**

**MAGNETS.** All types. Specials-20 disc or 10 bar, or 2 stick or 8 assorted magnets. \$1.00. Magnets, Box 192-H, Randallstown, Maryland 21133.

**MOTION PICTURE/VIDEO FILMS**

RECEIVE A S-8 SND PROJECTOR FOR CHRISTMAS? Sportlite will price protect any S-8 Snd films you need on purchases thru 4/15/80 (a current list) \$55. 400' S-8 Color/Snd; \$43.95 400' B&W/Snd. And, you save 10% off list if you order by 3/20/80. Start your collection with 400' S-8 B&W/Sd features: A. Quinn "Requiem for a Heavyweight," "Mr. Smith Goes to Washington," "Straitjacket," "Creature with the Atom Brain," only \$34.95 ea.; Lou Gehrig or Bobby Jones sports portraits 300' + B&W Sd \$29.95 ea.; Marion Brandt "On The Waterfront," Dan O'Herlihy "Fail Safe," \$33.95 ea.; S. Pollier Bellefante "Buck & The Preacher," & Universal's "Sweet Charity" & "Thoroughly Modern Millie" 400' S-8 Col. Sd musicals, \$38.95 ea\* (\$55. list), 16mm B&W/Sd comedy classics, W.C. Fields, "Much Ado About Golf," Don Knotts "Reluctant Astronaut" \$27.75 ea\* (\$40. list), Penny Pinchers: Munich Olym. '72 St 8 200' Col/Sil. Aquatics, Track & Field, Comp. Sports, \$5.95 ea (set of 3, \$16.50 PPD), Ali-Frazier II St 8 col/sil 2 reels, only \$9.95 ea (runs almost 17"). \*Add \$1.50 per film ship. Ill. res. + 6% tax. Hollywood Gold Video Movie Cat. 50 pg. \$1.50; Univ. S-8 cat. \$1.25; Columbia cat. \$1.50. Asst brochures, Sportlite, Ring Classics, Univ. 8 Video Cassettes, Paramount, 40c ea. SPORTLITE FILMS, ElecF3, Box 24-500, Speedway, IN 46224.

**VIDEO CASSETTE MOVIES**—send \$1.00 for giant illustrated catalog. V. Stasiunaitis, 7223 So. Campbell, Chicago, IL 60629.

**RUBBER STAMPS**

**RUBBER STAMPS, BUSINESS CARDS.** Many new products. Catalog, Jackson's, E-100, Brownsville Rd., Mt. Vernon, Ill. 62864.

**HYPNOTISM**

**FREE Hypnotism.** Self-Hypnosis, Sleep Learning Catalog! Drawer H400, Ruidoso, New Mexico 88345.

**MISCELLANEOUS**

**MPG INCREASED!** Bypass Pollution Devices easily, REVERSIBLY!! Free details — Posco GEE3, Box 300, La-Grangeville, NY 12540.

**GASOLINE MILEAGE INCREASED DRAMATICALLY!!** Details FREE!! Techneering, Box 12191 ZD, Norfolk, VA 23502. Toll-free recording, 1-800-446-8289.

**FREE!** World's Leading Novelty Catalog, 1800 Jokes, Tricks, Science, Sports, Hobbies, Johnson-Smith, C-24, Mt. Clemens, MI 48043.

**GAS GADGETS DO THEY WORK OR NOT?** Receive copy "GASAVERS Newsletter". Send \$2.00. Fuelexpanders, P.O. Box 17711, Irvine, Ca 92715.

**SAVE MONEY - Economy driving techniques** yield greater savings when the proper gasoline is used. Fuel and Driving Facts \$1.00. Ecology, Box 262, Avenel, NJ 07001.

**psychology today CASSETTES**

**PSYCHOLOGY TODAY** offers a free catalog which includes a complete up-to-date listing of cassettes available. These tapes feature leading authorities who share their ideas and findings on a wide range of important topics in all areas of the behavioral and social sciences. To obtain the Psychology Today Cassette catalog, FREE-OF-CHARGE, write to: CASSETTE CATALOG, P.O. Box 278, Pratt Station, Brooklyn, N.Y. 11205.

**SOUND EFFECTS GENERATOR BASIC KIT**  
Now CHANEY ELECTRONICS MAKES IT POSSIBLE TO BUILD YOUR OWN SOUND EFFECTS GENERATOR WITHOUT SPENDING A FORTUNE. WE SUPPLY YOU WITH THE 117677 SOUND CHIP PLUS AN ETCHED AND DRILLED CLASS EPOXY PC BOARD WITH SCHEMATIC AND LAYOUT INSTRUCTIONS. THIS BOARD MAKES IT SO SIMPLE TO BUILD A GENERATOR CAPABLE OF PHASED SOUNDS, LOCOMOTIVE, SIRENS, AIRPLANES, CLOCKS, ETC. DOES NOT REQUIRE DIP SWITCHES OR OTHER EXPENSIVE/UNUSUAL COMPONENTS. YOU SUPPLY ONLY A FEW STANDARD RESISTORS, CAPACITORS, SWITCHES, POTS, SPEAKER, 2N2222 TRANSISTOR AND 9V BATTERY. BASIC KIT CONTAINING 117677, PC BOARD AND INSTRUCTIONS ONLY \$5.95

2N2222 TRANSISTOR FOR ABOVE \$23880 .39 EACH  
IF YOU HAVE ALREADY PURCHASED THE 117677 CHIP YOU MAY BUY THE PC BOARD AND INSTRUCTIONS ONLY. C23885 \$4.00

**LAZCA SLAVE TRIGGER KIT**  
WE SUPPLY ALL THE COMPONENTS PLUS SCHEMATIC TO MAKE A SENSITIVE SLAVE TRIGGER WHICH WILL FIRE YOUR SLAVE STROBE WHEN YOU TRIGGER YOUR MASTER STROBE. C23888 \$1.50

**LED Flasher Kit**  
Simple to build kit using the popular 555 timer IC. Transistors flash a red and green LED. Comes complete with all parts including the PC board. (9V battery not included) C23891 \$2.49

**6VDC Xenon Flasher Kit**  
Batteries operated. Xenon flasher. Complete kit with all components. Includes light or strobe unit and 1/2 watt 100 ohm resistor. Comes with all parts & PC board. (Use 9V battery) C23892 \$8.00

**120 VAC Xenon Strobe Kit**  
Complete kit with variable strobe light & 1/2 watt 100 ohm resistor. Includes all parts & PC board. (Use 9V battery) C23911 \$7.50

**LED Panel Mounting Kit**  
12 sets for \$1.00

**OPTO ISOLATORS**  
C23919 12 sets for \$1.00

**RO170 Rectifier**  
Popular 1000V @ 2.5 amp. C23916 \$5 for \$1.00  
100 for \$15.00

**GE Sub-C Nivad**  
1/2 watt 1000V @ 2.5 amp. C23916 \$2.00

**Tube Specials**  
1A4Z 12A0Z 12A1Z C23917 Your choice 2 for \$1.00

**Alco Knob**  
Strawbeer aluminum. 100 ohm potentiometer. 100 ohm potentiometer. C23918 2 for \$1.00

**MINIATURE ADJUSTABLE CAPACITOR**  
C24083 50¢

**Horse-shoe Tube**  
C23905 \$3.95

**WHEEL OF FORTUNE**  
C23906 \$8.99

**CHANEY electronics inc.**  
P.O. BOX 27038, DENVER, CO. 80227 (303) 781-5750  
Send for our free giant catalog of unique items!!!

CIRCLE NO. 13 ON FREE INFORMATION CARD

**SOFTWARE PERSONNEL** are desperately needed to integrate computers with digital telecommunications equipment. This critical problem is the subject of a study called for by ITT president and chief executive Rand V. Araskog. The object is to determine the "human problems" causing the shortage. Mr. Araskog stated that this personnel shortage will grow more severe and is the most important factor limiting growth rate in the telecommunications industry. He further stated that industry must find, train, and develop personnel for the future. (Sounds like a good career opportunity.)

**THE FIFTH WEST COAST COMPUTER FAIRE** will be held in San Francisco's Civic Auditorium and Brooks Hall on March 14, 15, 16. More than 250 exhibitors are expected and more than 60 conference sessions are promised. University credit for a tutorial course about computers will also be offered through the University of California at Berkeley in conjunction with the Faire. Admission is \$8 for preregistration through local computer stores, \$10 at the door for all three days.

**ULTRAMINIATURE ALUMINUM ELECTROLYTICS**, comparable in size to tantalum capacitors of the same capacity, have been developed by Panasonic. The K series capacitors come in 17 values ranging from 0.1 to 100  $\mu$ F and have dc ratings from 6.3 to 63 volts. Maximum length is only 7 mm (0.28"), while diameters are 4, 5, and 6.3 mm (0.157", 0.177", and 0.248"). Currently available with radial leads only, the new capacitors are priced to start at less than 10¢ in production lots.



**A \$500 VIDEO-DISK PLAYER** from RCA can successfully compete with existing players and video recorders, according to some of RCA's largest dealers, but a higher-priced player could not. Opinion is divided, however, on just how successful a \$500 player can be. Some dealers see it as a "hot" item, while others feel it will receive a lukewarm reception from the buying public. Cost of disks to play on the RCA system is also seen to be a major factor in determining the company's product success. The feeling is that the disks should sell for \$6 to \$15. If they should sell for much more than \$15, the price might undermine the system's success.

**NEW COMPUTER NOISE STANDARDS** may force some home computer manufacturers to redesign their products. The new FCC standards, which go into effect July 1, specify a maximum of 100 microvolts/meter radiation at a 3-meter distance. So far, Apple, Radio Shack, and Heath have indicated that their personal computers would have to be modified to meet the interference potential standards. Texas Instruments' 99/4 and Commodore's Pet 2000 computers already met the new specs. Atari did not submit its computers to the FCC because its Models 400 and 800 had both met Class I TV device type-approval standards. Note, though, that a petition of reconsideration could possibly **cause** the rule adoption to be suspended.

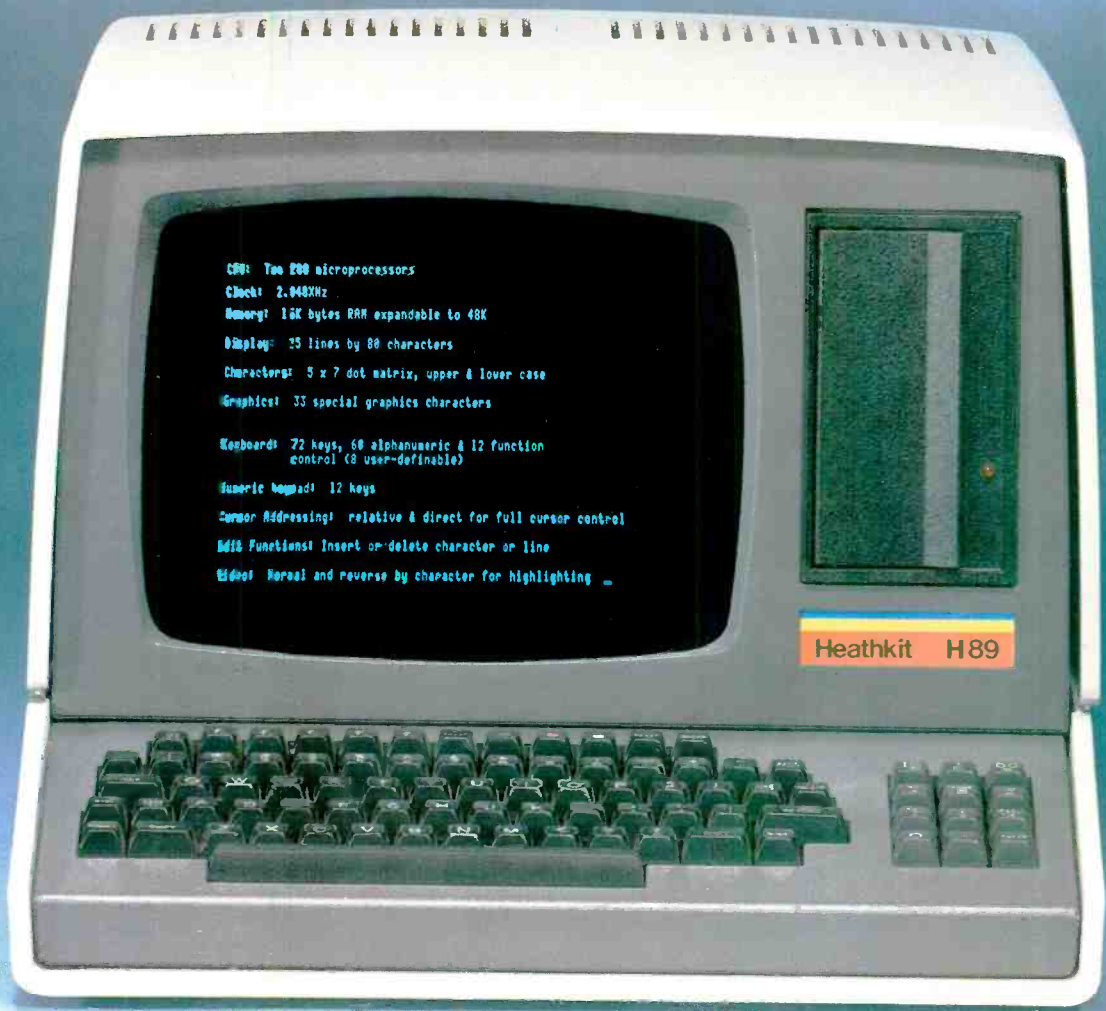
**NEW-STYLE AUTO RADIOS** are highly popular with motorists, according to research sponsored by Ford Motor Co. The study sampled owner reaction to Ford's electronic search AM/FM-stereo radio with 8-track tape player introduced in the 1979 model year. Queried were 300 Continental Mark V and Lincoln Continental owners, half with the new radios and half with traditional equipment. Satisfaction with the new radio and its features was high, with 84% of the owners completely or very satisfied, compared to 79% satisfied with traditional radios. Strong preference was shown for digital frequency display, slide controls, and rocker switches in the new models; among best-liked features were seek-and-scan functions and touch control. Ninety-one percent of owners of the new radio said they would buy it again.

**"TALKING" MICROWAVE OVEN** from Quasar contains a voice synthesizer that "speaks" to the user during various cooking operations. Typical synthesized announcements include food temperature, remaining cooking time, and a call to enjoy a hearty repast when ready.



# no loose ends

Computer, floppy, smart terminal, 16K RAM. \$1595\*



## H89 All-In-One Computer

Heath takes the risk out of selecting a balanced computer system. Now, video terminal, floppy, keyboard and 8-bit computer are brought together in one self-contained, compact unit. Nothing hangs out.

## Two Z80's

The personal computer has never been simpler. Or smarter. Two Z80 microprocessors mean terminal never shares power with computer, as do most desk-top units. So this terminal is capable of a multitude of high-speed functions, all controllable by keyboard or software.

## 100K bytes storage

Built-in floppy disk system gives you fast access to programs and data. Each 5¼-inch diskette has 100K bytes of storage area, enough to hold entire files. The All-In-One comes with 16K RAM, expandable to 48K.

## Innovative software

The All-In-One Computer runs programs written in MICROSOFT™ BASIC™ and Assembly Languages. And it accepts all current software written for the popular Heathkit H8 Computer, including scores of practical programs for home and business.

## Learn by building

What better way to learn about computers than to build one yourself? Like all Heath electronic kits, it comes to you with its own easy-to-follow assembly manual and a nationwide network of service centers to assure smooth sailing.

## FREE CATALOG



Complete details on Heathkit Computers and nearly 400 other Heath electronic kits for your home, work or pleasure are in the new Heathkit Catalog. Send for yours today or pick one up at your Heathkit Electronic Center.

\*\$1195 without floppy. Mail order kit price, F.O.B. Benton Harbor, MI. Heathkit Products are also sold and serviced at Heathkit Electronic Centers (Units of Veritechnology Electronics Corporation) in major cities throughout the U.S. See your white pages. Prices subject to change without notice.

# Heathkit®

HEATH COMPANY, DEPT. 010-634, BENTON HARBOR, MI 49022

CIRCLE NO. 29 ON FREE INFORMATION CARD

[www.americanradiohistory.com](http://www.americanradiohistory.com)

# In one year our **K40**™ antenna has become the largest selling CB antenna in the world!

**1. It's the most expensive ...**

**\$42.50** suggested retail

**And when you pay more, you expect more!**

**MORE PERFORMANCE:**

The K40 is guaranteed to transmit further or receive clearer than any antenna it replaces. We know it will. We've tested it with 771 CB'ers just like you for one year.

**MORE FLEXIBILITY:**

You can fit your K40 to any mounting surface. It will fit any vehicle you'll ever own! That includes choppers, dune buggies, gutters, mirror mounts, luggage racks, trunks, hatchbacks, through roofs, semis, pick ups and RV's.

**MORE QUALITY:**

It's not imported. It's not made in Taiwan, Korea or Japan. It's American made in an American town. It's made with better materials that cost more and by professional people we pay more. And we designed it right here in the U.S.A.

\*Including optional mounts at extra cost.

**... This Antenna is so DYNAMITE you receive a ...**

**DOUBLE GUARANTEE**

**GUARANTEE I:** The K40 will transmit farther and receive more clearly than the antenna it replaces or the customer or will receive a prompt and full refund from the Registered K40 Dealer who installed and tuned it.

**GUARANTEE II:** Unconditionally guaranteed for 12 months. Guaranteed against cracking, chipping, or rusting. Guaranteed against mechanical failure. Guaranteed against electrical failure. Guaranteed against accidental breakage. No exclusions. No gimmicks. For a full 12 months.

**2. It's made better...**



**3. It's proven best!**

**...Here's what the leading CB publications said.**

**CB TIMES:** "...it's not often that a product bursts onto the market scene, dominates and improves CB'ing for everyone. American Antenna and the K40 are doing it—repeated tests showed the K40 could out-perform the major competitive brands."

**RADIO ELECTRONICS:** "The results of our tests showed that, in three different positions of the monitoring receiver, the model K40 equaled or out-performed the competitive antenna. Apparently, American Antenna's advertising is not merely Madison Avenue showmanship."

**PERSONAL COMMUNICATIONS:** "... an impressive 95% of the trials, the K40 out-performed the existing mobile antennas. We had to try one for ourselves. "... in every case, the K40 either equaled or out-performed its competitor.

"No ifs, ands, or buts! The K40 Antenna from American Antenna would have to be just about the best antenna around."

**CB MAGAZINE:** "Introduced in October, 1977, the K40 quickly became the top seller and in mid 1978, became the number one selling antenna in the nation."

**...Here's what CB'ers all across the country said.**

**ANTENNA SPECIALISTS:** "... truck driver and CB'er for 10 years ... 50% further than my M410 'Big Momma' "

—J.H. Collett, 207 McFee, Bastrop, LA

**AVANTI:** "I'm an electronic technician with a Second Class FCC license ... I was able to transmit 70% further and tune the SWR 75% lower than my Avanti."

—H.R. Castro, VRB, Monserrate D-67, Salinas, Puerto Rico

**PAL:** "... 20% better in transmission and reception than my 5/8 wave Pal Firestick."

—John A. Blum, Box 446, Zelenople, PA

**SHAKESPEARE:** "... I've been a CB'er for three years and the K40 is the best I've ever had. Better in reception and transmission than my Shakespeare."

—H. Bachert, Jr., 15 King Rd., Park Ridge, NJ

**HUSTLER:** "Compared to my Hustler XBLT-4, the K40 can consistently transmit 40% further and the reception was better. The K40 is the perfect way to complete a CB system."

—Jerome R. Brown, 7800 S. Linder, Burbank, IL



GOOD STUFF FOR PROS ONLY!



**(SPECIAL NOTE) IF YOU'RE A BEGINNER:**

Our K40 Dealers will be happy to sell you any of the oldest style and less expensive antennas that are great bargains for any beginning CB'er.

**AMERICAN ANTENNA**  
ELGIN, IL 60120

© COPYRIGHT AMERICAN ANTENNA 1979

**K40**  
**POWER!**

**... Sold exclusively by 3500 American K40 Dealers throughout the U.S. & Canada.**  
CIRCLE NO. 4 ON FREE INFORMATION CARD