

Popular Electronics®

WORLD'S LARGEST-SELLING ELECTRONICS MAGAZINE

DECEMBER 1978/\$1

AM Stereo — Soon On The Air?
Security Systems to Protect Property
Electronic Gifts to Buy and Build

Build a Computer-vs-You Chess Game

PLUS:
1978
ARTICLE
INDEX



Retailers:
Notice of
display-allowance
plan is within
last three pages.



12

Test
In
Issue

601532 CMP 88790A94 P410 JUL79
MR ALAN G CAMPBELL
PO BOX 8790
KNOXVILLE TN 37916

AM/Stereo FM Receiver
Deck
Control Center

FOR THOSE OF YOU WHO ARE HAVING SECOND THOUGHTS ABOUT YOUR FIRST CB.

Move up to the all-new Cobra 29GTL. It's the third generation of the trucker-proven Cobra 29. And like the 29 and the 29XLR before it, it advances the state of the art.

Transmitter circuitry has been refined and updated to improve performance.

Receiver circuits have been redesigned to include dual FET mixers, a monolithic crystal filter and a ceramic filter to reduce interference and improve reception.

By improving the transmitter circuitry the 29GTL keeps you punching through loud and clear. By incorporating new features for better reception everything you copy comes back loud and clear.

So if you're having second thoughts about your first CB, make your next CB the Cobra 29GTL.

We back it with a guaranteed warranty and a nationwide network of Authorized Service Centers where factory-trained technicians are available to help you with installation, service and advice.

But more important than that, we sell it at a price you won't have second thoughts about.



Punches through loud and clear.

Cobra Communications Products
DYNASCAN CORPORATION

6460 W. Cortland St., Chicago, Illinois 60635


Write for color brochure

EXPORTERS: Empire • Plainview, N.Y. • CANADA: Atlas Electronics • Ontario

CIRCLE NO. 11 ON FREE INFORMATION CARD



The JS&A Mini Travel Alarm will fit in your briefcase, pocket or purse and is no larger than four quarters.



The new JS&A Chess Computer plays six levels of chess and costs only \$99.95.

The Winners

These two products continue to be our best sellers. Can you figure out why?

The two products shown above are our best selling new products. The Chess Computer compares with similar computers selling for up to \$400. The JS&A Mini Travel Alarm compares to the \$100 Seiko alarm but is smaller and less than half the price.

Is there more to these products than value? Let's take a closer look. The following are descriptions of these two new items with our conclusions at the end.

THE MINI TRAVEL ALARM

It's small. And because it's small, it fits anywhere. In your briefcase or in your pocket.

The new JS&A Mini Travel Alarm measures only 3/8" x 1 1/4" x 2 1/2" and has a small easel support on the back. Just set the alarm, and the electronic beep will wake you up. The clock movement is totally solid-state, and a built-in night light lets you view the time in the dark.

But the JS&A Mini Travel Alarm does more. First, it makes a great pocket watch. The small imitation black leatherette carrying case that comes with the unit has a window so you can view the time even when the unit is in its case. Secondly, it tells accurate time—within fifteen seconds accuracy per month. And finally, it's inexpensive—only \$29.95 complete with carrying case and two readily-available hearing aid batteries. It makes a perfect gift for everyone on your gift list.

There is also a deluxe version with a built-in timer and dual time zone capability. You can now display one time while keeping the second time in memory.

The Mini Travel Alarm can be ordered by

calling our toll-free number below or sending your check for \$29.95 for the regular version or \$39.95 for the deluxe version. Please add \$2.50 postage and handling and Illinois residents add 5% sales tax.

THE JS&A CHESS COMPUTER

It's a chess-playing robot. The new JS&A Chess Computer is not only programmed with the rules of international chess, but it has a brain that thinks for itself.

You enter your move and the computer examines all the probabilities and makes its move. There are six levels of play—from beginner to professional—so the game increases in difficulty as you become more proficient. And you can change levels right in the middle of a game if the robot starts to beat you.

The computer is small, easy to store, and is played with your own board and chess pieces. The JS&A Chess Computer has been programmed to handle all the international chess rules including castling, *en passant*, and pawn promotion. The entire unit is housed in a handsome case only 4" x 7" x 2 1/2" high, weighs 14 ounces and comes with an AC adapter.

One of the major breakthroughs has been its price. The JS&A Chess Computer is available for only \$99.95 complete with AC adapter and complete instructions. (Add \$2.50 for postage and handling and Illinois residents please add 5% sales tax.) If you play chess, you already own half of the system—your board and chess pieces. With JS&A's Chess Computer, you'll own the other half plus a very clever opponent.

OUR CONCLUSIONS

Why are the above two products so successful? Value would seem the most obvious reason. These products easily represent 50% lower prices than popular brand name products. Or is it features? Each product has real advantages over the competition. Or is it simply our 30 day trial period? It's the most consumer-oriented way to use and experience a product before you buy.

Why do people buy these products from JS&A? Value? Certainly. Features? Yes. But most importantly, we give you the assurance that if you are not satisfied with any JS&A product, you may return it within 30 days for a prompt and courteous refund. There's no stuffy sales clerk to ask you embarrassing questions, no parking problems, and no long lines. And we'll even refund our \$2.50 postage and handling charge.

Why not join the space-age revolution with one or both of our most exciting new products. Order any one of our two winners at no obligation, today.

JS&A NATIONAL
SALES
GROUP

Dept. PE One JS&A Plaza
Northbrook, Ill. 60062 (312) 564-7000
Call TOLL-FREE 800 323-6400
In Illinois Call (312) 564-7000

©JS&A Group, Inc., 1978

Bearcat® 250 Features:

- **50 Channels/5 banks**—Program 50 frequencies from infinite frequency combinations. Designate certain banks for specific types of activity, for example, use bank 1-10 for Police, 11-20 for Secret Service, 21-30 for Drug Enforcement Agencies, etc.
- **5-Band Coverage**—Includes Low and High VHF bands, UHF and 2 meter plus ¾ meter amateur bands. With special programming techniques, this unit can monitor additional frequencies not published in factory specifications.
- **Self-Destruct**—In case your scanner falls into enemy hands, you can electronically erase up to 64 frequencies in storage memory with only two key strokes.
- **Search/Store**—"Hands-off" automatic search operation that locates and "remembers" active frequencies.
- **Search/Recall**—Used in conjunction with search, displays frequencies found in search/store sequence.
- **Communications Electronics**—quality control approval rating #1. Our highest quality grade for technologically sophisticated equipment.
- **Crystalless**—Without ever buying a crystal, you can select from all local frequencies by simply pushing a few buttons.
- **Priority**—Samples programmed priority frequency on channel 1 every 2 seconds regardless of other scanner operations—important for professionals who must monitor a certain frequency.
- **Time**—Brilliant digital LED clock—will display hours, minutes and seconds. Extremely accurate!
- **Count**—Frequency "traffic analysis" may be easily recorded to keep track of potentially hostile forces. Automatically counts numbers of transmissions on each channel to determine the most active frequencies.
- **Non-Volatile Memory**—No batteries required to retain memory, even when scanner is unplugged. MNOS integrated circuit utilized for memory.
- **Scrambler/Tape Audio Output**—Top secret cryptographic messages may be received and decoded by connecting the Bearcat 250's audio output jack to a correctly keyworded decrypting device, even if it utilizes the National Bureau of Standards, Data Encryption Standard.
- **Small Size**—The Bearcat 250's small physical size lends itself to government monitoring applications. When used with a battery power supply and a tape recorder the Bearcat 250 may be easily concealed in an attache case for unattended, unobtrusive surveillance.
- **Auxiliary**—On/Off control of auxiliary equipment (tape deck, alarm, light, motor) when transmissions occur on programmed channels. Now, law enforcement agents can activate a tape recorder by remote control when a "body mike" transmission is received.
- **Speed**—Choice of either 15 or 5 channels per second scan speed for closer monitoring of desired frequencies.
- **Limit**—Sets the upper and lower frequencies of the user controlled search range.
- **Birdie-Lockout**—Avoid annoying scanner "lockup" during search mode. Scanner will skip over any programmed birdies!
- **Search Direction**—Determines in which direction search goes for faster return to desired frequencies.
- **Direct Channel Access**—Move directly to desired channel without stepping through all channels.
- **Automatic Squelch**—Factory-set squelch automatically blocks out unwanted noise.
- **Decimal Display**—Shows frequency and channel number as well as programmed function.
- **Deluxe Keyboard**—Makes frequency and feature selection easy for simple programming.
- **Patented Track Tuning**—Receive frequencies across the full band without adjustment. Circuitry is automatically aligned to each frequency monitored.
- **Selective Scan Delay**—Adds a two-second delay to prevent missing transmissions when "calls" and "answers" are on the same frequency.
- **Extended Frequency Coverage**—With special programming techniques, the Bearcat 250 can monitor 125-146 MHz and 399-420 MHz in addition to the normal frequencies, without special modifications.
- **Simple Programming**—Simply punch in on the keyboard the frequency you wish to monitor.
- **Space Age Circuitry**—Custom integrated circuits a Bearcat tradition in scanning radios.
- **Rolling Zeros**—This Bearcat exclusive tells you which channels your scanner is monitoring.
- **UL Listed/FCC Certified**—In addition to the #1 rating from Communications Electronics, the UL and FCC certification assures you of quality design and manufacture.

The new Communications Electronics Bearcat® 250 is an incredible scanning radio offering the scanning professional and the knowledgeable scanning enthusiast more monitoring capabilities, more frequency versatility, than any other scanning monitor available today.

It uses patented Bearcat integrated circuitry, so there's never a crystal to buy. With pushbutton ease, up to 50 channels can be programmed in five banks of ten channels each. The keyboard is easy to comprehend, simple to use. All functions are instantly displayed in bright LED numbers and letters.

All programmed frequencies and pertinent scan instructions are memorized in an electronic memory that operates even when the unit is unplugged from wall power—there is no need for batteries.

Not only will the Bearcat 250 capture more scanning action, it will "remember" where and how often it heard that action. Now it's easy to identify which frequency is used most often. It will search automatically through a selected frequency range and memorize in its search memory up to 64 active frequencies. To determine what frequencies were found during the search store mode, simply push the recall button and they will be displayed one at a time. Press the enter key and any of these frequencies is entered automatically into the scan memory.



As low as **\$259.00**
in quantities below

Bearcat® 250 Specifications

Frequency Reception Range

Low Band	32-50 MHz
VHF Band	146-174 MHz
UHF Band	420-512 MHz

Extended frequency range

With special programming techniques the Bearcat 250 will also cover the following frequencies with a reduction in sensitivity:	
VHF Band	125-146 MHz
UHF Band	399-420 MHz

Scanner Dimensions

27.0 cm Wide x 7.6 cm High x 19.4 cm Deep
(10 1/4" Wide x 3" High x 7 3/4" Deep)

Scanner Weight

2.27 Kilograms
(5 pounds)

Shipping Weight

3.18 Kilograms
(7 pounds)

Power Requirements

(Note: 220 Volt AC Export model may be available April 1979)
110-130 V ac, 60 Hz 15 Watts
12-15 V dc, 8 Watts

Audio Output

At least 2.0 Watts rms

Antenna

Telescoping (supplied)

Scan Rate

15 or 5 channels per second

Sensitivity

0.4 microvolts for 12dB SINAD on VHF bands. UHF band slightly less.

Selectivity

Better than:
-60dB @ ±25 KHz

Audio Quality

The BC-250's audio is more noise-free and suffers less distortion than the Bearcat 210 by a margin of 10 dB or more.

Image Rejection

The Bearcat 250 rejects image frequencies by at least 8 dB better in all bands than the Bearcat 210.

Connectors

External antenna and speaker, AC & DC Power, Auxiliary control output, tape audio output.

Accessories

Vehicle mounting bracket and hardware
AC & DC power cords

THE INCREDIBLE, NEW BEARCAT 250 SCANNER.

LEADING THE WAY TO REAL EXCITEMENT

The Bearcat 250 has an auxiliary output feature which can be programmed to actuate external devices such as a light, alarm, motor, etc.

ONE-YEAR LIMITED WARRANTY

With your Bearcat 250, we will send all accessories, a complete set of simple operating instructions and a one-year limited warranty. If service is ever required, just send your receiver to one of our approved national service centers. When you purchase your scanner from Communications Electronics, you're buying from the world's leader in no-crystal scanners. We've sold more synthesized scanners than any other company.

NO OBLIGATION 31 DAY TRIAL

Test our Bearcat 250 for 31 days before you decide to keep it. If you do, you'll own the most sophisticated and technologically advanced scanner in the world. If for any reason you are not completely satisfied, return it in new condition with all accessories in 31 days, for a courteous and prompt refund (less shipping charges).

ADVANCED YET UNCOMPLICATED

Besides all the advanced features that put the Communications Electronics® Bearcat 250 light years ahead of any other scanning radio, it has the superior engineering and "standard" features that have made Bearcat the greatest selling scanner in America. Bearcat's patented track tuning insures full band coverage for maximum reception. And a single electronically switched antenna eliminates the need for an additional low band antenna. A detailed service manual is also available for \$15.00 postpaid.

BUY WITH CONFIDENCE

The Communications Electronics® Bearcat 250 is an extraordinary scanning instrument. It provides virtually any scanning function that the most professional monitor could require. The Bearcat 250 lets those who need to know, know more. To get the fastest delivery of your super synthesized Bearcat 250, send or phone your order directly to our Bearcat Scanner Distribution Center. Mail orders to: Communications Electronics, Box 1002 - Department PE12, Ann Arbor, Michigan 48106 U.S.A. Send \$319.00 plus \$5.00 for U.P.S. shipping or \$9.00 for U.P.S. air shipping (Michigan residents please add 4% sales tax). Foreign orders invited at a slightly higher cost. International customers please read special shipping information (in our catalog) before ordering. Further price discounts are available to quantity buyers. Suggested list price is \$399.95 but you can get 6 Bearcat 250's @ \$309.00, 12 units @ \$299.00, 24 units @ \$289.00, 48 units @ \$279.00, 96 units @ \$269.00, 252 units and up @ \$259.00. Add \$15.00 for each 6 scanners ordered for U.P.S. U.S. ground shipping. Add \$195.00 shipping charge for each 6 scanners, on international shipments, or write for a pro-forma invoice. If you have a Master Charge or Visa card you may call and order toll free 800-521-4414 to place a credit card order. If you are outside the U.S. or in Michigan dial 313-994-4444. All order lines at Communications Electronics® are staffed 24 hours.

Since this Bearcat scanner is the most popular unit ordered through our Scanner Distribution Center, you must order your Bearcat 250 today at no obligation, to assure prompt delivery.

Autoprogramming, Scanner Distribution Center and CE logos are trademarks of Communications Electronics®. Bearcat® is a registered trademark of Masco Corporation of Indiana. Copyright ©1978 Communications Electronics®.

COMMUNICATIONS ELECTRONICS™

Box 1002, Ann Arbor, Michigan 48106 U.S.A.



ORDER YOUR BEARCAT 250 TODAY!

FOR YOUR FREE COMMUNICATIONS ELECTRONICS BEARCAT® SCANNER CATALOG, CIRCLE 1 ON FREE INFORMATION CARD

DECEMBER 1978

VOLUME 14, NUMBER 6

Popular Electronics®

WORLD'S LARGEST-SELLING ELECTRONICS MAGAZINE

Coming Next Month

● A GUIDE TO PROJECTION TV RECEIVERS

● BUILD A UNIVERSAL ELECTRONIC TIMER

● FREQUENCY CONTROL METHODS FOR FM TUNERS/RECEIVERS

NOTE: PART 3 of THE MINI-WAVE, SCHEDULED FOR DECEMBER, WILL BE PUBLISHED IN JANUARY. WATCH FOR IT THEN!

Cover Art by George Kelvin

POPULAR ELECTRONICS, December 1978, Volume 14, Number 6. Published monthly at One Park Avenue, New York, NY 10016. One year subscription rate for U.S. and Possessions, \$13.00; Canada, \$16.00; all other countries, \$18.00 (cash orders only, payable in U.S. currency). Second Class postage paid at New York, NY and at additional mailing offices. Authorized as second class mail by the Post Office Department, Ottawa, Canada, and for payment of postage in cash.

POPULAR ELECTRONICS including ELECTRONICS WORLD, Trade Mark Registered. Indexed in the Reader's Guide to Periodical Literature.

COPYRIGHT © 1978 BY ZIFF-DAVIS PUBLISHING COMPANY. ALL RIGHTS RESERVED.

Ziff-Davis also publishes Boating, Car and Driver, Cycle, Flying, Popular Photography, Skiing, Stereo Review, Electronic Experimenter's Handbook, Tape Recording & Buying Guide, Stereo Directory & Buying Guide, and Communications Handbook.

Material in this publication may not be reproduced in any form without permission. Requests for permission should be directed to Jerry Schneider, Rights and Permissions, Ziff-Davis Publishing Co., One Park Ave., New York, NY 10016.

Editorial correspondence: POPULAR ELECTRONICS, 1 Park Ave., New York, NY 10016. Editorial contributions must be accompanied by return postage and will be handled with reasonable care; however, publisher assumes no responsibility for return or safety of manuscripts, art work, or models.

Forms 3579 and all subscription correspondence: POPULAR ELECTRONICS, Circulation Dept., P.O. Box 2774, Boulder, CO 80302. Please allow at least eight weeks for change of address. Include your old address, enclosing, if possible, an address label from a recent issue.

The publisher has no knowledge of any proprietary rights which will be violated by the making or using of any items disclosed in this issue.



Member Audit Bureau of Circulations



Feature Articles

- 24 **DOLBY FM BROADCASTING** / Julian Hirsch
- 59 **AM STEREO—SOON ON THE AIR?** / Joe DeAngelo
Five proposals have been made to the FCC. One may be on the air in 1979
- 74 **HOLIDAY SEASON ELECTRONIC GIFTS PE EDITORS WISH THEY'D RECEIVE**
- 94 **SHORTWAVE BROADCASTS IN ENGLISH TO NORTH AMERICA, NOV. 1978 to MARCH 1979** / Glenn Hauser
- 99 **POPULAR ELECTRONICS INDEX, VOLUMES 13 & 14, 1978.**

Construction Articles

- 49 **BUILD A COMPUTER-VS-YOU CHESS GAME** / Bill Green
Microprocessor-based game has three player levels.
- 66 **SECURITY FOCUS: TWO ELECTRONIC SYSTEMS TO PROTECT YOU AND YOUR PROPERTY**
- 66 **AN INFRARED INTRUSION SYSTEM** / Hank Olson
- 69 **A PORTABLE ALARM FOR SINGLE ENTRIES** / John Hollabaugh

Columns

- 14 **STEREO SCENE** / Ralph Hodges
So You Want to Build . . . A Speaker?
- 78 **SOLID STATE** / Lou Garner
Holiday Projects.
- 83 **HOBBY SCENE Q&A** / John McVeigh
- 84 **EXPERIMENTER'S CORNER** / Forrest M. Mims
The 74154 Multiplexer.
- 90 **COMPUTER BITS** / Leslie Solomon
Enhanced Graphics.

Julian Hirsch Audio Reports

- 32 **LAFAYETTE MODEL LR-120Db AM/FM STEREO RECEIVER**
- 38 **DUAL MODEL C 819 CASSETTE DECK**
- 42 **CROWN MODEL DL2 DIGILOGIC CONTROL CENTER**

Departments

- 4 **EDITORIAL** / Art Salsberg
FCC Stomps on R-F Modulators.
- 6 **LETTERS**
- 8 **NEW PRODUCTS**
- 93 **SOFTWARE SOURCES**
- 98 **OPERATION ASSIST**
- 121 **ADVERTISERS INDEX**
- 122 **NEWS HIGHLIGHTS IN BRIEF**

JOSEPH E. MESICS
Publisher

ARTHUR P. SALSBERG
Editorial Director

LESLIE SOLOMON
Technical Director

JOHN R. RIGGS
Managing Editor

IVAN BERGER
Senior Editor

ALEXANDER W. BURAWA
Features Editor

EDWARD I. BUXBAUM
Art Director

JOHN McVEIGH
Assistant Technical Editor

ANDRE DUZANT
Technical Illustrator

CARMEN VELAZQUEZ
Production Editor

RUTH POLSKY
Editorial Assistant

Contributing Editors
Hal Chamberlin, Lou Garner, Glenn Hauser
Julian Hirsch, Ralph Hodges, Forrest Mims

JEFF NEWMAN
Assistant to the Editor

LINDA BLUM
Advertising Service Manager

KATHERINE REINHARDSEN
Executive Assistant

EDGAR W. HOPPER
Publishing Director

ZIFF-DAVIS PUBLISHING COMPANY
Philip B. Korsant, President
Furman Hebb, Executive Vice President
John R. Emery, Sr. Vice President, Finance
Phillip T. Heffernan, Sr. Vice President
Edward D. Muhlfeld, Sr. Vice President
Philip Sine, Sr. Vice President, Secretary
Lawrence Sporn, Sr. Vice President, Circulation and Marketing
Arthur W. Butzow, Vice President, Production
George Morrissey, Vice President
Sydney H. Rogers, Vice President
Sidney Holtz, Vice President
Albert S. Traina, Vice President
Paul H. Chook, Vice President
Edgar W. Hopper, Vice President
Robert N. Bavier, Jr., Vice President
Selwyn Taubman, Treasurer
W. Bradford Briggs, Vice Chairman

ZIFF CORPORATION
William Ziff, Chairman
I. Martin Pompadur, President
Hershel B. Sarbin, Executive Vice President

ZIFF-DAVIS PUBLISHING COMPANY
Editorial and Executive Offices
One Park Avenue, New York, New York 10016
212-725-3500
Joseph E. Mesics (725-3568)
John J. Corton (725-3578)
Bonnie B. Kaiser (725-3580)

Midwestern Office
Suite 1400, 180 N. Michigan Ave.,
Chicago, IL 60601 (312-346-2600)
Midwest Representative: Buzz Vincent
Western Office
9025 Wilshire Boulevard, Beverly Hills, CA 90211
213-273-8050; BRadshaw 2-1161
Western Advertising Manager: Bud Dean
Western Representative: Norm Schindler
Suite 205, 20121 Ventura Blvd.
Woodland Hills, CA 91364 (213-999-1414)
Japan: James Yagi, Oji Palace Aoyama,
6-25, Minami Aoyama, 6 Chome, Minato-Ku,
Tokyo, 407-1930/6821, 582-2851

Editorial

FCC STOMPS ON R-F MODULATORS

I felt it was just a matter of time before the FCC turned its attention to the widespread use of r-f modulators for equipment other than video games. It finally did, advising that it plans to notify makers of r-f modulators that sales of the devices are illegal!

The FCC is pointedly talking about adding separate r-f modulators to personal computers, though the principle could well be carried over to security systems. Most personal computers are not supplied with r-f modulators and TV antenna isolation switches, as are TV video games. A modulator and computer combined, however, are considered to be class I TV devices; separately, they do not fall into this classification. Together, then, they must be approved by the FCC.

One does not require an r-f modulator to obtain video, of course. Simply use a video monitor or connect the computer directly to the video amplifier circuit of a conventional TV receiver. The former route is costlier, but you'll get the sharpest pictures. This is especially important when viewing the small characters generated by some computer systems. Home-brewing a video input jack on a TV receiver requires circuit modification. It's less expensive than buying a monitor, could be dangerous if modifying a "hot" chassis, and falls short in resolution as compared to a video monitor since its video bandpass is, at best, 4.2 MHz. Both approaches provide better video quality than using a vhf oscillator at the antenna terminals of a TV receiver.

But using an r-f modulator has its advantages: no muss, no fuss. The obvious objection is that the modulator and/or isolation switch could cause interference to other equipment, such as your neighbors' TV reception.

There are a host of problems that arise as a result of the FCC's starting a drive for such Class I devices to be approved by the agency. Firstly, how does one compel present end users of r-f modulators/personal computers to submit the package to the FCC for type acceptance—especially when the four-figure evaluation charge is sometimes more than the end user paid for his entire system.

If the personal computer maker were to incorporate an r-f modulator into its equipment, the same up-front monies would have to be paid. Many of the smaller manufacturers would find this to be prohibitively high. Moreover, governmental delays in finalizing type acceptance (a not uncommon occurrence, judging from video game and CB transceiver experiences with the FCC) or notification of failure might be the kiss of death to a new, promising model; maybe even to the company itself.

Interestingly, there is no prohibition on the sale of r-f modulators in kit form, according to an FCC spokesman. So though it is illegal to sell these devices separate from the video source in assembled form, one can still sell a kit version with impunity.

What continues to distress me and others is the lack of foresight on the part of the FCC. The agency has ignored this problem and similar ones for what seems interminable periods of time when it could have acted with dispatch as soon as it became evident that Class I FCC rules, among others, were being violated.

Just imagine the penalties that would be extracted if private industry operated in this manner. Ignore illegal use of one's trademark, for example, and it can be lost forever. That's why Xerox's legal staff jumps on anyone using the name generically, such as in the incorrect expression, "I'm going to Xerox this page."

I'm surprised, too, that television receiver manufacturers haven't grasped an opportunity to meet growing needs of consumers by incorporating video input jacks and audio output jacks into their better models. I suggested this to a TV manufacturer some three years ago. If the company had followed this counsel, it would have made life easier for computer and audio enthusiasts (hi-fi audio is now available on network and public broadcast channels) as well as the FCC. It would have given the manufacturer a leg up on competition, too.



**Best Wishes for a Joyous Holiday Season
and a Happy New Year**

The Age of Affordable Personal Computing Has Finally Arrived.


Ohio Scientific has made a major breakthrough in small computer technology which dramatically reduces the cost of personal computers. By use of custom LSI micro circuits, we have managed to put a complete ultra high performance computer and all necessary interfaces, including the keyboard and power supply, on a single printed circuit board. This new computer actually has more features and higher performance than some home or personal computers that are selling today for up to \$2000. It is more powerful than computer systems which cost over \$20,000 in the early 1970's.

This new machine can entertain your whole family with spectacular video games and cartoons, made possible by its ultra high resolution graphics and super fast BASIC. It can help you with your personal finances and budget planning, made possible by its decimal arithmetic ability and cassette data storage capabilities. It can assist you in school or industry as an ultra powerful scientific calculator, made possible by its advanced scientific

math functions and built-in "immediate" mode which allows complex problem solving without programming! This computer can actually entertain your children while it educates them in topics ranging from naming the Presidents of the United States to tutoring trigonometry all possible by its fast extended BASIC, graphics and data storage ability.

The machine can be economically expanded to assist in your business, remotely control your home, communicate with other computers and perform many other tasks via the broadest line of expansion accessories in the microcomputer industry.

This machine is super easy to use because it communicates naturally in BASIC, an English-like programming language. So you can easily instruct it or program it to do whatever you want, *but you don't have to*. You don't because it comes with a complete software library on cassette including programs for each application stated above. Ohio Scientific also offers you hundreds of inexpensive programs on ready-to-run cassettes. Program it yourself or just enjoy it; the choice is yours.



Ohio Scientific offers you this remarkable new computer two ways.

Challenger 1P \$349

Fully packaged with power supply. Just plug in a video monitor or TV through an RF converter to be up and running.



Superboard II \$279

For electronic buffs. Fully assembled and tested. Requires +5V. at 3 Amps and a video monitor or TV with RF converter to be up and running.

Standard Features

- Uses the ultra powerful 6502 microprocessor
- 8K Microsoft BASIC-in-ROM
Full feature BASIC runs faster than currently available personal computers and all 8080-based business computers.
- 4K static RAM on board expandable to 8K
- Full 53-key keyboard with upper/lower case and user programmability
- Kansas City standard audio cassette interface for high reliability
- Full machine code monitor and I/O utilities in ROM
- Direct access video display has 1K of dedicated memory (besides 4K user memory). features upper case, lower case, graphics and gaming characters for an effective screen resolution of up to 256 by 256 points. Normal TV's with overscan display about 24 rows of 24 characters; without overscan up to 30 X 30 characters.

Extras

- Available expander board features 24K static RAM (additional), dual mini-floppy interface, port adapter for printer and modem and an OSI 48 line expansion interface.
- Assembler/editor and extended machine code monitor available.

ORDER FORM

Order direct or from your local Ohio Scientific dealer.

- ☐ I'm interested. Send me information on your
- ☐ Personal Computers ☐ Business Systems
- ☐ Send me a Superboard II \$279 enclosed
- ☐ Send me a Challenger 1P \$349 enclosed
- ☐ Include 4 more K of RAM (8K Total) \$69 more enclosed

Name

Address

City State Zip

Payment by: BAC (VISA) ☐ Master Charge ☐ Money Order ☐

Credit Card Account #

Expires Interbank # (Master Charge)
Ohio Residents add 4% Sales Tax

TOTAL CHARGED OR ENCLOSED

All orders shipped insured UPS unless otherwise requested FOB Aurora, OH

Interested in a bigger system? Ohio Scientific offers 15 other models of microcomputer systems ranging from single board units to 74 million byte hard disk systems.

DECEMBER 1978

CIRCLE NO 39 ON FREE INFORMATION CARD

OHIO SCIENTIFIC
America's Largest Full Line Microcomputer Company
1333 S. Chillicothe Road • Aurora, Ohio 44202 (216) 562-3101



Letters

FILTER DOES THE JOB

I had been trying to eliminate a loud, high-pitched alternator whine coming through my

automobile FM tape deck for over a year and a half. I tried every commercial and homebrew filter I could think of without reducing the level at all. Then I built the "Super Audio Filter" featured in your September 1978 issue, and have been listening to whine-free stereo sound ever since. —John D. McCormick, Laurel, MS.

UPGRADE KEYPAD DESIGN

"The Versatile Keypad" (August 1978) was a fine article on keypads. I have a suggestion to add, however. One should consider using a 74C922 IC in the design. This chip decodes the switch matrix without diodes and features internal scanning and debouncing. It can also

latch the most recent entry from the pad onto the output lines. The 74C922 is available from many mail-order sources for less than \$6.00. A typical setup for this chip is shown in the diagram.—Philip Thompson, Princeton, NJ.

SMOKE DETECTOR SOURCES

In the September 1978 "Solid State" column, you mentioned only Motorola and National as suppliers of ICs for smoke detectors. The largest two IC manufacturers are in fact Siliconix and Supertex. Also, you mentioned ionization chamber detectors but did not mention where the chambers themselves can be purchased. The Amersham Corp. is the largest supplier of radioactive products in the world and the leading supplier of both radiation sources and ionization chambers for smoke detectors.—G. W. Dunbar, Jr., Amersham Corp., Arlington Heights, IL.

HI-FI TV SOUND

The article "Now You Can Enjoy Hi-Fi Television Sound" (September 1978) presents some misconceptions regarding the development of diplexing for television audio. Work on the new diplexing system, which went into service on January 13, 1978 (prior to the Super Bowl), began at the recommendation of a joint TV industry/Bell System committee. Bell Laboratories provided the overall system engineering and Western Electric awarded the contract for the diplexer to Farinon.

Bell System and independent telephone companies installed the diplexers at TV stations. Pools of portable diplexers have been established under the management of the A. T. & T. Long Lines Dept. to be used in the provision of part-time (occasional) service to network and non-network customers. The new method does indeed deliver high-fidelity FM sound and has resulted in substantial cost saving to A. T. & T. Present plans call for offering the second audio channel in the near future, leaving open the option of stereophonic sound for TV.—H. J. Cohan, A. T. & T.

ADD A ZENER DIODE

After building the "Compressor Guard" (June 1978), I encountered a problem. The red LED can draw enough current to prevent the relay from dropping out. The LEDs would change, but the relay would remain energized. I solved the problem by installing an 8.2-volt zener diode (1N756 or similar) in series with LED1. The cathode end of the zener diode goes to the LED2/D3 relay junction, while the anode end goes to the anode terminal of LED1.—James P. Donovan, Louisville, KY.

SOURCE FOR DUAL OP AMP

The address of the supplier in the U. S. A., of the TBA231 dual op amp (IC1 in my article "Listen to a New World of Sounds with Ultrasonic Detector," July 1978) has been changed to SG-ATES Semiconductor Corp., 79 Massasoit St., Waltham, MA 02154; Tel: 617-891-3710. Note also that the Fairchild μ A739 can be used. —Brian Dance.



Design of Digital Systems - six volumes

The products of digital electronics technology will play an important role in your future. Calculators, digital watches and TV games are already commonplace. Now, microprocessors are generating a whole new range of products. Personal computers will be in widespread use very soon. Your TV, telephone and computer will combine to change your children's education, your job—your entire way of life.

WRITTEN BY EXPERTS

These courses were written by experts in electronics and learning systems so that you could teach yourself the theory and application of digital logic. Learning by self-instruction has the advantages of being faster and more thorough than classroom learning. You work at your own pace and respond by answering questions on each new piece of information before proceeding.

After completing these courses you will have broadened your career prospects as well as your understanding of the rapidly changing technological world around you.

The courses are designed as much for the professional engineer as for the amateur enthusiast. You'll learn about microprocessing as well as personal computing—not to mention all the other aspects of digital electronics design.

ADVANCED COURSE DESIGN OF DIGITAL SYSTEMS

Design of Digital Systems is written for the engineer and serious hobbyist who wants to learn more about digital electronics. Its six large-format volumes—each 11 1/4" x 8 1/4"—are packed with information, diagrams and questions designed to lead you step by step through number systems and Boolean algebra to memories, counters and simple arithmetic circuits, and finally to a complete understanding of the design and operation of microprocessors and computers.

CONTENTS

The contents of Design of Digital Systems include:

- Book 1: Octal, hexadecimal and binary number systems; representation of negative numbers; complementary systems, binary multiplication and division.
- Book 2: OR and AND functions; logic gates: NOT, exclusive-OR, NAND, NOR and exclusive-NOR functions; multiple input gates; truth tables; DeMorgan's Laws; canonical forms; logic conventions; Karnaugh mapping; three-state and wired logic.

Book 3: Half adders and full adders; subtractors; serial and parallel adders; processors and arithmetic logic units (ALUs), multiplication and division systems.

Book 4: Flip-flops; shift registers; asynchronous counters; ring, Johnson and exclusive-OR feedback counters; random access memories (RAMs); read-only memories (ROMs).

Book 5: Structure of calculators; keyboard encoding; decoding display data; register systems; control unit; program ROM; address decoding; instruction sets; instruction decoding; control program structure.

Book 6: Central processing unit (CPU); memory organization; character representation; program storage; address modes; input/output systems; program interrupts; interrupt priorities; programming; assemblers; executive programs, operating systems, and time-sharing.

BASIC COURSE



Digital Computer Logic & Electronics

CONTENTS

Digital Computer Logic and Electronics is designed for the beginner. No mathematical knowledge other than simple arithmetic is assumed, though you should have an aptitude for logical thought. It consists of 4 volumes—each 11 1/4" x 8 1/4"—and serves as an introduction to the subject of digital electronics.

Contents include: Binary, octal and decimal number systems; conversion between number systems; AND, OR, NOR and NAND gates and inverters; Boolean algebra and truth tables; DeMorgan's Laws; design of logical circuits using NOR gates; R-S and J-K flip-flops; binary counters, shift registers and half-adders.

Personal Computers & Microprocessing

Here are two inexpensive programmed learning courses designed to keep you up-to-date in digital electronics.

NO RISK GUARANTEE

There's absolutely no risk to you. If you're not completely satisfied with your courses, simply return them to GFN within 30 days. We'll send you a prompt, full refund, plus return postage.

TAX DEDUCTIBLE

In most cases, the full cost of GFN's courses can be a tax deductible expense.

HOW TO ORDER

To order by credit card, call GFN's toll-free number — (800)331-1000; or send your check or money order (payable to GFN Industries, Inc.) to the address below.

Prices include overseas surface mail postage. Air Mail: additional costs (10 volumes); Caribbean \$10; Europe \$15; Africa, South America \$20; Australia, Asia \$25; or write for exact quote.

Write for educational discounts, quantity discounts and dealer costs.

LOW PRICES - SAVE \$5

We ship promptly from stock. There are no extras—we pay all shipping costs, we even pay your sales tax where required. And if you order both courses, you save \$5. Order at no obligation today.

Design of Digital Systems	\$19.95
- 6 volumes	
Digital Computer Logic	\$14.95
& Electronics - 4 volumes	
Both courses - 10 volumes	\$29.90



GFN Industries, Inc.
Suite 400-U
988 Seventh Ave.
New York
N.Y. 10019

Call TOLL-FREE (800)331-1000
(orders only)

Also available at leading computer stores:
Computer Mart of New York, 118 Madison Ave., New York, NY
Eric Computer Co., 1253 West 8th St., Erie, PA
Interactive Computers, 76405 Deepwood Houston, TX
Interactive Computers, 16400 E. Camino Real Houston, TX
Interactive Computers, 217 W. San Francisco, Santa Fe, NM
Residual Computer Stores & Monitor, Buffalo, NY
Imperial Computer Systems, Inc., 2105, 23rd Ave., Rockford, IL
Home Computer Center, 6101 Young St., Woodbridge, Ontario, Canada
and many others. Ask your dealer.



MOST MUSIC IS RECORDED UNDER IDEAL CONDITIONS. UNFORTUNATELY, IT USUALLY ISN'T PLAYED BACK THAT WAY.

Recording studios are designed for perfect sound reproduction.

Your living room wasn't.

So even if you own the world's best hi fi system, you may not be hearing your music at its fullest potential.

Your rugs may be soaking up the highs.

Your high ceilings or blank walls can make every singer sound as if he's singing in an echo chamber.

And if your room is stuffed with overstuffed furniture, even live recordings can sound lifeless.

At Pioneer, we've developed a simple, and inexpensive way to avoid redecorating with an audio consultant: the Pioneer SG9500 graphic equalizer.

In brief, the SG9500 plugs into the back of your receiver or amplifier and acts as a massive

tone control. It then divides the musical spectrum up into ten different frequency bands, and gives you a separate level control that lets you add or subtract up to ten decibels to each frequency.

So you can cut the exact frequencies that are rattling the windows.

Or boost the bass your bookcases are soaking up.

Or simply remix the music to compensate for your own musical tastes, or bad speaker placement.

Of course, if you're not lucky enough to be blessed with components that are all of Pioneer quality, you can also use the SG9500 to overcome deficiencies in the rest of your audio equipment. Like tape hiss in your cassette deck. Or audible rumble in your turntable.


You can hear the difference the SG9500 can make at almost any Pioneer dealer.

Your living room may not have been built like a recording studio.

But with an SG9500, at least it can sound like one.

PIONEER®
We bring it back alive.

©1978, U.S. Pioneer Electronics Corp.
85 Oxford Drive, Moonachie, New Jersey 07074



THE PIONEER SG9500.

CIRCLE NO 61 ON FREE INFORMATION CARD



New Products

Additional information on new products covered in this section is available from the manufacturers. Either circle the item's code number on the Free Information Card or write to the manufacturer at the address given.

SAE Preamp/Amps

SAE's Model 2922 amplifier (a combination of the Model 2900 preamp and the Model 2200 power amp) is rated to deliver 100 watts/channel into 8 ohms at no more



than 0.05% THD and features a parametric equalizer for creating virtually any sonic effect. The preamp and amplifier are actually separate sections including a power supply. The only parts in common are the chassis and the power switch. Other features include tape/line equalization for tape recording flexibility, tape/line filters to protect tape recordings, a two-stage phono circuit that is said to eliminate TIM characteristics, and separate bass, treble and midrange controls for each channel. Address: Scientific Audio Electronics, Inc., 701 E. Macy St., Los Angeles, CA 90012.

CIRCLE NO. 92 ON READER SERVICE CARD

Multicore Solder Sampler Kit

A kit of five types of solder, each for a particular application, is available from Multicore Solders. Packaged in feed-out metal dispenser packs, the kit includes solders for stainless steel and jewelry, plumbing,



sheet metal and general metal joining, electrical wiring, electronic assemblies and pc boards, and aluminum. The kit is intended to give the user a good idea of the purposes for which the various alloys and flux combinations were formulated. Included with each Sampler Kit is a "Solder User's Guide." \$8.95. Address: Multicore Solders, Westbury, NY 11590.

CIRCLE NO. 93 ON READER SERVICE CARD

One-Hand Keyboard

A one-handed keyboard for computers, terminals, displays, and other 128-character ASCII- or ISO-coded devices is available from NewO in both right- and left-hand models. It features snap-action



switches, key-pressed signals, and strobe pulses to signal that data is available. The small keyboard is for touch typing and data entry where a free hand is needed. The Writehandler™ keyboard can be interfaced with any computer, terminal, printer, or other device that accepts 7-bit code signals and provides the nominal power required. Keys are mounted on a 5" (12.7-cm) diameter hemisphere that conveniently accommodates the human hand. The shape and key locations have been designed so that the fingers and thumb naturally fall on the appropriate switches. There are four models: right-hand, left-hand, large (thumb to little-finger span 8½" or more), and small. Power required is 5 volts at 52 mA dc. Address: NewO Company, 246 Walter Hays Dr., Palo Alto, CA 94303.

CIRCLE NO. 94 ON READER SERVICE CARD

Pioneer AM/FM Stereo Receiver

The Model SX-880 AM/FM stereo receiver from Pioneer is rated at 60 watts/channel into 8 ohms, over 20 to 20,000 Hz at no more than 0.05% total harmonic distortion.



The power amplifier section features a direct-coupled OCL output and two discrete power transistors in each channel. A dual-gate MOSFET in the FM front end is said to provide a sensitivity of 10.3 dBf (1.8 microvolts) mono. Two meters provide signal-strength and center tuning indications, while two other meters indicate output power from 0.01 to 120 watts, without sensitivity switching. Other claimed ratings for the amplifier: phono frequency response, 20 to 20,000 Hz ± 0.2 dB; IM distortion (50:7000 Hz = 4:1, from AUX), less than 0.03% for 30 W/Channel at 8 ohms; and phono input sensitivity, 2.5 mV/50,000 ohms. The FM tuner section has a 50-dB quieting sensitivity rating of 16.2 dBf (3.6 microvolts); capture ratio of 1.0 dB; and alternate channel selectivity of 75 dB. Dimensions are 18.875"W x 5.5"H x 12.625"D (48 x 14 x 32 cm). \$425. Address: U.S. Pioneer Electronics Corp., 85 Oxford Dr., Moonachie, NJ 07074.

CIRCLE NO. 95 ON READER SERVICE CARD

Portable Dual-Trace Oscilloscope

Ancrona Corp. has announced availability of its new Model TTM 303 dual-trace, triggered-sweep portable oscilloscope with three power modes. The scope has a 15-MHz vertical bandwidth and can be oper-



ated from the ac line (90 to 260 volts at 48 to 440 Hz), internal NiCd battery, or external dc (11 to 30 volts) source. It features a 3" (7.7-cm) CRT, 5 \times magnifier, X-Y operation, and compact size. Overall size is less than 11¾" x 8¾" x 4" (29.8 x 22.2 x 10.2 cm) and weight is 10 lb (4.5 kg). \$895. Address: Ancrona Corp., P.O. Box 2208, Culver City, CA 90230.

CIRCLE NO. 96 ON READER SERVICE CARD

PAL Firesticks CB Antennas

The latest models of the PAL Firestick top-
(Continued on page 10)

Measure resistance to $.01\Omega$ at a price that has no resistance at all.



The new B&K-PRECISION Model 2810 may well be the highest resolution $3\frac{1}{2}$ -digit DMM available. It is certainly the lowest cost DMM to provide $.01\Omega$ resolution. With ohms resolution ten times greater than most DMM's, the 2810 allows you to detect shorted windings in coils, transformers or motors.

You'll also be able to accurately check the low contact resistance of switches, relays, breaker points or connectors. Many poor solder connections or PC board imperfections can also be located.

The 2810 is a full-feature DMM providing selectable high-/low-power ohms, auto-zeroing and 100% overrange reading. Twenty-nine ranges provide maximum readings to 1500 volts DC, 2

amps, and 20 megohms. All ranges are fully overload protected. Typical DC accuracy is 0.5% with resolution to $100\mu V$. And unlike many electronic voltmeters, the 2810 is RFI shielded and can be accurately used in high R-F energy fields.

B&K-PRECISION also has a full complement of optional accessories for the 2810. Accessories include a carrying case, wire tilt stand, AC adapter/charger, high-voltage probe, direct/isolation probe, NiCad batteries and 10-amp current shunt.

At \$130.00, the 2810 is a standout value in today's DMM jungle. Don't resist the temptation... contact your local distributor for immediate delivery.

B&K PRECISION **DYNASCAN CORPORATION**

6460 West Cortland Street, Chicago, Illinois 60635 • 312/889-9087

In Canada: Atlas Electronics, Ontario

International Sales: Empire Exporters, 270 Newtown Rd., Plainview, L.I. N.Y. 11803

CIRCLE NO. 9 ON FREE INFORMATION CARD

You have your own calculator. Why not a DMM?



Finally, a digital multimeter that's yours, just like your pocket calculator, and more useful. Only \$169.

You pack only 13 ozs. in your pocket or service kit, but size is deceptive. The 8020A has more useful features than any other multimeter available—at any price! Features like 26 ranges and seven functions, including *conductance*. 2000-count resolution. Hi/lo power ohms.

And it's rugged. The high-impact case protects a minimum number of component parts (47 in all), and they're all readily available from any of the worldwide Fluke service centers. Your 8020A is factory calibrated by NBS traceable equipment. And we guaran-

tee it'll live up to published specs for a full year.

The 8020A is a true field instrument, designed with a highly readable LCD display, and inexpensive 9V transistor battery power for continuous use up to 200 hours. Reliability, quality and value: *that's* Fluke tradition.

To get your hands on one, call (800) 426-0361*, toll free. We'll tell you the location of the closest Fluke office or distributor for a personal hands-on feel for the best value in DMMs going.

Price U.S. only.

*Alaska, Hawaii and Washington residents — please call (206) 774-2481.

The DMM for Home Electronics Experts.



.2507-7304

CIRCLE NO. 16 ON FREE INFORMATION CARD

loaded fiberglass antennas are available in four lengths, three color schemes, and three basic mounts. The antennas are rated by the manufacturer for frequencies from 26.900 to over 27.700 MHz with no tuning necessary, and an average SWR of 1.5:1. According to the company, a noise-limiting cover reduces static up to 50%. The antennas themselves are available in lengths of 3, 4, 5 and 7 feet, at prices of \$14, \$15, \$16 and \$18, respectively. Colors available are red with white tip, or red tip with black or white shaft. The mounting kit options, which range from \$13.50 to \$18 for single mounts and \$25 to \$32 for twin mounts, include a no-hole trunk-clip mount and single or twin mirror mounts with terminal lug or coax connector base terminations. Address: PAL Firestick Antenna Corp., 2614 E. Adams, Phoenix, AZ 85034.

CIRCLE NO. 97 ON READER SERVICE CARD

Wrist Static Strap

This new wrist grounding strap to eliminate static discharges that could damage MOS devices is 48" long, with a built-in, encapsulated 270,000 ohm or 1 megohm resistor. The wrist contact section is an adjustable bead chain, with a swivel to prevent tangling and twisting. Address: Controlled Static Co., 9846 Jersey Ave., Santa Fe Springs, CA 90670

Akai Open-Reel Tape Deck

The GX-267D open-reel tape deck from Akai has an ac-servo, direct-drive capstan motor and two reel motors. Tape speed is 3¾ or 7½ ips and the deck can be oper-



ated either vertically or horizontally. Function controls are solenoid operated for record/playback in both directions. Other features include the use of GX glass and crystal ferrite heads; dual VU meters; 4-digit tape counter; pause and timer-set rec-
(Continued on page 12)

Spend less. Test more.

Faster, easier and more economical digital testing. That's what CSC's Logic Probes are all about. And that's what engineers, technicians and hobbyists need, to deal with the increased use and complexity of digital circuits.

Unlike oscilloscopes, meters and other conventional test equipment, CSC probes are *logic-state oriented*: Just touch the probe to a circuit node and *instantly* read logic state, detect level transitions, check duty cycles. And store high-speed, low-rep-rate events that even fast scopes miss.

By accurately detecting the state of individual logic elements without removing ICs or cutting copper paths, CSC's circuit-powered,



multi-family Logic Probes locate over 95% of circuit problems in minutes instead of hours. And they're easy to use. Simply connect two clip leads across the power supply, touch the probe tip to a node and watch the LEDs.

LP-1 LOGIC PROBE. \$44.95*

LP-1 has a minimum detectable pulse width of 50 nanoseconds and maximum input frequency of 10 MHz. This 100 K ohm probe is an inexpensive workhorse for any shop, lab or field service tool kit. It detects high-speed pulse trains or one-shot events and stores pulse or level transitions, replacing separate level detectors, pulse detectors, pulse stretchers and pulse memory devices. All, for less than the price of a DVM.

LP-2 LOGIC PROBE. \$24.95*

LP-2 performs the same basic functions as the LP-1, but for slower-speed circuits and

without pulse memory capability. Handling a minimum pulse width of 300 nanoseconds, this 300 K ohm probe is the economical way to test



circuits up to 1.5 MHz. It detects pulse trains or single-shot events in TTL, DTL, HTL and CMOS circuits, replacing separate pulse detectors, pulse stretchers and node state analyzers.

LP-3 LOGIC PROBE. \$69.95*

Our LP-3 has all the features of the LP-1 plus extra high speed. It captures pulses as narrow as 10 nanoseconds, and monitors pulse trains to over 50 MHz. Giving you the essential capabilities of a high-quality memory scope at *about 1/100th the cost*. LP-3 captures one-shot or low-rep-rate-events all-but-impossible to detect any other way. All without the weight, bulk, inconvenience and power consumption of conventional methods.



Use CSC's highly versatile logic probes for testing, debugging or servicing any type of digital circuit. They give you a lot of information about IC circuit conditions . . . and help you do more in less time. For less money.

NEED MORE INFORMATION? CALL 203-624-3103 to order, or for the name of your local distributor. Prices slightly higher outside U.S.A.

© 1978, Continental Specialties Corporation. Prices, specifications, subject to change without notice.

* Manufacturer's suggested retail.

Corporate Headquarters:
Continental Specialties Corporation
70 Fulton Terr., Box 1942, New Haven, CT 06509
351 California St., San Francisco, CA 94104
(415) 421-8872, TWX 910-372-7992

CONTINENTAL SPECIALTIES CORPORATION



Europe, Africa, Mid-East: CSC UK LTD.
Shire Hill Industrial Estate, Units 1 and 2
Saffron Walden, Essex CB 11 3AQ
Telephone Number: SAFFRON WALDEN 21682
TLX 817477

ord mute controls; and single-direction, auto, or continuous auto-reverse play. Wow and flutter are claimed to be less than 0.06% rms at 7½ ips, with S/N better than 56 dB, distortion less than 0.5% and frequency response 30 to 25,000 Hz ± 3 dB at 7½ ips. Dimensions are: 18.5"H x 17.3"W x 9.8"D (47 x 44 x 25 cm). Weight is 45.5 lb (21 kg). Approximate price is \$800. Address: Akai America, Ltd., 2139 E. Del Amo Blvd., Box 6010, Compton, CA 90224.

CIRCLE NO. 98 ON READER SERVICE CARD

Sylvania Cables For TV Repairs

Sylvania's "Chek-A-Board" extension cable kits enable technicians to service solid-



state TV receiver modules without removing the chassis. Designed for use with RCA and Zenith modular TV receivers, the

kits contain cables with female connectors for modules on one end and mating chassis connectors on the other end. Using the cables, an operating module can be brought out onto the workbench for testing and repairs. The extension cables feature plated-alloy conductors on heavy-gauge fiberglass printed circuit boards and consist of stranded multilead ribbon cable. Each side of the cable is color-coded differently to assure proper orientation. The cables are 24" (61 cm) long. Address: General Telephone & Electronics Corp., Public Affairs Dept., 1 Stamford Forum, Stamford, CT 06904.

Osawa Tonearm

The Osawa Model AC-300MKII tonearm features a single needle-point support, adjustable oil-damping system, and interchangeable plug-in arm stems to optimize performance for a wide variety of phono cartridges. The arm support system is designed to eliminate resonance effects associated with conventional gimbal, knife-edge, and ball-bearing mountings. A knob atop the arm permits the user to adjust the oil damping system to flatten out the



low-frequency resonant peak created by the stylus/tonerarm combination. Elimination of the headshell concentrates the arm's mass at the base of the arm to reduce effective mass. It also permits interchanging the standard straight arm stem with a selection of S-shaped, other straight-line, and straight carbon graphite arm stems. An adjustable antiskating control, oil-damped cueing lever, and locking rest-stop are provided. \$325 for tonearm, \$60 arm stem. Address: Osawa & Co., 521 Fifth Ave., N.Y., NY

CIRCLE NO. 99 ON READER SERVICE CARD

EICO 3-Digit Digital Multimeter

The EICO Model 272 portable digital multimeter has a claimed accuracy of 0.5% on dc volts and 1.0% on all other functions. It measures to 1000 volts dc, 600 volts ac, 1000 mA (1 A) dc and ac, and 1 megohm resistance. Its 0.3" (7.6-mm) LED numeric display flashes when an overrange condition exists and automatically displays polarity on dc. Input impedance is 10 megohms. The DMM is powered by four AA cells (supplied), and a testpoint for checking battery condition is built in. Dimensions are 6"L x 3.75"W x 3.75"D (15.2 x 9.5 x 4.4 cm). \$69.95. Address: EICO Electronic Instrument Co., Inc., 108 New South Rd., Hicksville, NY 11801.

CIRCLE NO. 100 ON READER SERVICE CARD

Suburban Personal Security Alarm

The "Protector" is the name of a solid-state, battery-powered personal security and safety alarm from Suburban Electronics Co. It is totally self-contained, can be used on doors, medicine cabinets, in vehicles, in the office, and even on luggage, camera bags, handbags, and briefcases. The Protector can be armed simply by setting a "secret" code on two combination wheels. Then the slightest movement will trigger it to emit a piercing alarm sound. \$29.95. Address: Suburban Electronics Co., 1250 W. Dorothy Ln., Dayton, OH 45409.

SEE YOUR DEALER TODAY

**DON'T TAKE NO
FOR AN ANSWER
WHEN YOU WANT THE BEST!**

'Firestik'®

**CB — AMATEUR — MARINE
FIBERGLASS ANTENNAS**

Our 16th Year Serving
the CB and
Communications Market

LOOK FOR THIS LOGO →

**U
S
A**

FRANK BAGGY SACKS — PRES


**THE "JOHNNY CARSON"
OF THE ANTENNA WORLD!**

SEND FOR FREE CATALOG

2614 E. ADAMS • PHOENIX, ARIZONA 85034

5-YEAR REPLACEMENT WARRANTY

CIRCLE NO. 44 ON FREE INFORMATION CARD



The priceless gift of learning now has a price: \$599. And a name: the Radio Shack TRS-80[™] Microcomputer. And now, at last, your child has a chance to discover Tomorrow on Christmas morning.

"Tomorrow" is an electronic world, based on computers — and it's already here. In it your child can be a number in a machine, like a robot. Because he or she does not understand either the number or the machine. Or your child can be pleasurably elevated into this brave new world with a gift that has only become affordable in recent months.

Quotes from Fascinated Customers

The Radio Shack personal computer surely ought to be on the gift list of every concerned parent, despite that \$599 — though less than a moped — is costlier than an electric train. A father writes to tell us "this investment is one of the most significant in value to our family and to the future education of our child that we have ever seen."

A Californian, aged 12, writes to tell us that he's "too young to go to work for Radio Shack . . . but maybe we could work a deal where I could write some programs for you." An educator thanks us for "making possible the tapping of human innovation and creativity on an unprecedented scale."

Advice for Parents Who Care

In your lifetime the possibility of owning or giving a computer — up to now — was unthinkable. A computer? That can teach? Remember? Display on its own screen? Play games? Complete with a standard typewriter keyboard? Unthinkable — up to now.

But now the Tomorrow Machine is not only thinkable but practical, affordable and available at every Radio Shack store and participating dealer. The TRS-80 personal computer system? For the kids? For Christmas? Crazy? Like a fox!

Radio Shack[®]
The biggest name in little computers[™]

A Division of Tandy Corporation
Fort Worth, Texas 76102



Plain-English 232-page manual makes it easy to start programming with no computer experience.



Includes 12" video screen, 53-key keyboard, compact cassette recorder and 2 game cassettes.



TRS-80 is expandable and can grow in power and utility. Everyone in the family becomes involved, entertained, informed.



Stereo Scene

By Ralph Hodges

SO YOU WANT TO BUILD... A SPEAKER!?

FROM ALL indications, there are some audio enthusiasts who like to build speakers, though they are in the minority. Let's assume that you are one. What's your motive? Is it: (1) A plan to utilize that expensive table cutting saw you incautiously bought last year? (2) A wish to get more creatively involved with your high-fidelity interest? (3) A desire to assemble a real killer that will make the neighbors wish you had never been born? (4) Part of an interior decorating scheme. (5) An economy measure? (6) An irresistible compulsion to challenge the "state of the art"?

None of the above is really a bad idea; even (6) has its possibilities (rank amateurs have come up with some astonishingly good speaker systems), although they are remote. And it is certainly true that anything you create yourself that actually works is likely to give more satisfaction than a store-bought item. (My last speaker-system design, which provided several years of genuine listening pleasure, was finally sold to a composer living somewhere in the north woods. He immediately altered the crossover network and disconnected the mid-range driver—a move that, much as I loved that loudspeaker, I have to admit was an excellent idea.) But when it comes to sheer practicalities, there are certainly some factors to give one pause.

Take economy, for example. If you start from scratch, you face the problem of acquiring raw drivers and crossover-network components at the quantity-discount prices a mass producer can command—if he doesn't actually make his own drivers and crossovers. And what about enclosures? You will pay rather more than he does for veneered particle board, but it is true that you can beat him

out if you construct your cabinets out of concrete (a time-honored and effective technique) or some other material next to impossible for him to ship. In the end, however, he has probably got you.

Then again, you can avoid starting from scratch. Loudspeaker kits are sold by Altec, Audionics, Electro-Voice, Heath, I. M. Fried, JBL, Speakerlab, and no doubt a host of others. A kit is either a set of raw drivers, a crossover network, and comprehensive instructions for building an enclosure, or all of the aforementioned plus a knocked-down enclosure that you put together and finish yourself. Of course, in either case, you

abandon the creative role of designer and become instead a loudspeaker assembler. But on the positive side, you cannot go wrong. The instructions you are given—at least in the case of the suppliers listed previously—will infallibly result in a pre-proven design with distinguished performance credentials.

Going Wrong. Carrying things beyond the kit stage takes us into the land of unpredictables. For example, say you have found some unused space around the house—a dispensable closet or simply the empty area behind the walls—that seems appropriate for a built-in speaker system. Proceeding methodically, you calculate the volume of this space, alter it if necessary, and go about selecting a woofer designed to work into such a volume. (Probably you would be thinking in terms of an air-suspension design, but a ported configuration is also a possibility.) You duly consult the woofer's manufacturer about the type and amount of damping material the space should contain (in most cases you can expect excellent cooperation from the woofer's manufacturer as far as such advice goes; some of the larger manufacturers even keep a staff on hand to answer customer questions), and you throw the whole thing together in a weekend, having chosen a midrange and/or tweeter and the necessary crossover compo-

(Continued on page 20)




PROFESSIONAL

**Nashville, the Center of Country Music,
is Stanton Country, too!**



Kitty Fucelli checks out 45 rpm stamper, while auditioning one at 33 1/3 rpm.



Scanning Electron Beam Microscope photo of Stereo-hedron® stylus. 2000 times magnification; brackets point out wider contact area.

© STANTON 1978



STANTON!

The choice of the professionals™

DECEMBER 1978

CIRCLE NO. 56 ON FREE INFORMATION CARD

www.americanradiohistory.com

**NRI training in TV
and Audio Servicing
keeps up with the
state of the art.
Now you can learn to
service video cassette
and disc systems.**





You build color TV, hi-fi, professional instruments.

Now, in addition to learning color TV and audio systems servicing, you get state-of-the-art lessons in maintaining and repairing video cassette recorders, playbacks and the amazing new video disc players, both mechanical and laser-beam types.

Learn at Home in Your Spare Time

And you learn right at home, at your own convenience, without quitting your job or going to night school. NRI "bite-size" lessons make learning easier...NRI "hands-on" training gives you practical bench experience as you progress. You not only get theory, you actually build and test electronic circuits, a complete audio system, even a color TV.

Build Color TV, 4-Channel Audio

As part of your training in NRI's Master Course in TV and Audio Servicing, you actually assemble and keep NRI's exclusive,

designed-for-learning 25" diagonal color TV. As you build it, you introduce and correct electronic faults, study circuits to gain a better understanding of what they're for and how they interface with others.

Likewise, as part of your audio training, you construct a 4-channel stereo amplifier and tuner, complete with cabinet and speakers. You even assemble professional-grade test instruments, so you know what makes them tick, too. Then you use them in your course, keep them for actual TV and audio servicing work.

NRI Includes the Instruments You Need

You start by building a transistorized volt-ohm meter which you use for basic training in electronic theory. Then you assemble a digital CMOS frequency counter for use with lessons in analog and digital circuitry, FM principles. You also get an integrated circuit TV pattern generator, and an advanced design solid-state 5" triggered-sweep oscilloscope. Use them for learning, then use them for earning.

NRI Training Works... Choice of the Pros

More than 60 years and a million students later, NRI is still first choice in home study schools. A national survey of successful TV repairmen shows that more than half have had home study training, and among them, it's NRI 3 to 1 over any other school. (Summary of survey on request.)

That's because you can't beat the training and you can't beat the value! For hundreds of dollars less than competing schools, NRI gives you both color TV and audio...and now includes training in video cassette and disc systems. Send for our free catalog and see for yourself why NRI works for you.



Other NRI training includes Computer Technology, Complete Communications Electronics.

Free Catalog... No Salesman Will Call

Our free 100-page catalog completely describes all the equipment and every lesson. You can choose from five different TV and audio courses. Or explore the opportunities in other NRI home study courses like Computer Technology, CB and Mobile Radio, Aircraft and Marine Radio, or Complete Communications. Send the postage-paid card today and get a head start on the state of the art.

If card has been removed, write to:



NRI-Schools
McGraw Hill Continuing
Education Center
3939 Wisconsin Ave.
Washington, D.C. 20016

Learn at home at your convenience



nents by similarly methodical means. Great? Well, maybe.

Times have changed since this form of installation was considered the last word in speaker-system sophistication. Panel resonances have been discovered, and some of them have been reported to exceed the output of the actual driver by several decibels—in a conventionally designed and executed speaker-system enclosure! A wall or a closet door is not a speaker enclosure. In most cases it is not nearly as stiff and physically inert as it needs to be for this application. I can recall one pathetic instance of a poor chap trying to make part of the crawl space under his eaves serve as an enclosure. After doing everything he could to keep the wall from "taking off" at its own particular set of resonance frequencies he finally bought a pair of already-enclosed speaker systems and built them into the crawl-space areas. Evidently he built them in too solidly because the wall *still* took off in much the same way. The only reasonable solution was to dig the systems out and use them free-standing in the room, just as almost everybody else does.

But this is not necessarily meant as discouragement. There would seem to be some very persuasive advantages to built-in systems of this type. However, there are also unpredictables.

Walking the Wild Side. You can't readily buy a speaker system incorporating something like Electro-Voice's 30-inch woofer designed for the discontinued Patrician II, but according to last report you *can* still buy the woofer itself. This is about the heaviest artillery available for sound reproduction, and it enjoys considerable popularity in overseas markets as a subwoofer. Sometimes it is installed in the ceiling so that it can use the entire room above as an enclosure. Since most recordings do not incorporate much information below about 40 Hz (and most music doesn't, either), the capabilities of such an enormous device are not going to be realized very often, except in the reproduction of noise from record warps and faulty disc electroforming. Still, for those who make their own master tapes or listen to material of comparable quality, an almost unlimited low-frequency response has proved useful in recapturing the full sense of the reality of the original event. There are even those who say that it's very essential.

You'll wind up paying many hundreds of dollars to buy the Electro-Voice behe-

moth (or its 24-inch Hartley counterpart), enclose it, and work out a crossover network that will properly interface it with the rest of your system. It's not a bad idea if you can afford it, and if the most arresting sense of sonic reality is what you're after. But be warned that typical recorded material is going to be a limiting factor, and that anything found below 40 Hz on most records is going to be something you'd probably rather not hear anyway.

As regards other do-it-yourself monster speaker systems, it strikes me that most of them are best left undone. A discotheque in the Roppongi district of Tokyo is about as far as you can go in this direction. Internally it has been plaster-formed in a cave-like shape, and embedded in virtually every available surface is a mid-range or tweeter, usually of the compression type and fitted with a flared horn. It is truly a junkyard of speakers, and it sounds like it.

If you pay over—to be on the conservative side—\$300 apiece for a pair of good loudspeakers today, and fit them with an amplifier of suitable (high) power, you are going to be able to generate sound levels you won't be able to stay in the room with, provided you don't live in a cathedral. And the sound will be—or should be—good.

State of the art? There are two ways of designing a state-of-the-art speaker system: listening or measuring. The former has generally been the better up to now, but the latter shows signs of catching up.

Some years ago a friend of mine decided to try this approach; and since he was a not-very-distant neighbor, I had an occasional chance to look in and see how he was going about it. First he bought or otherwise laid hands on just about every driver in existence—surely an investment of several thousands of dollars. Then he started testing these drivers, mostly by setting them up in various configurations and inviting people in to listen, but also by playing them to a microphone and examining the results on an oscilloscope. All of this was immensely time-consuming and requiring of the closest concentration. Occasionally, this chap could be seen carrying a battered set of LPs, most of them remarkable for their bad sound, to the home of a friend who had just acquired some exotic new speaker he hadn't had a chance to hear. (His deliberate choice of bad-sounding records is interesting in itself. A good record sounds like music,

and one tends to listen to it as music and overlook any deficiencies in the reproduced sound. But a really bad record—one that has been over-equalized and/or grotesquely miked and mixed—sounds like a parody of music. Then provided one is sufficiently familiar with the record, it is possible to be very objective about just how accurately that badness is reproduced.)

Ultimately the speaker got built, and today it is generally considered to be among the best sound-reproduction devices that any reasonable amount of money can buy. Could any of us mere mortals hope to duplicate this design feat? I think so, given enough time. My friend's engineering credentials, practical experience, and highly developed intuition for this sort of work surely speeded up the process considerably, but all he really did was listen to his speakers *and* listen to the opinions of others he played them for. The applied engineering that went into the project could be duplicated by anyone who read the appropriate books and technical journals with an alert mind. However, the basic engineering seems to be a great deal less than the whole story, as is eloquently demonstrated by the great horde of available speakers that do not really give much pleasure to some people but were created by first-rate engineers in first-rate laboratories.

However, this designer had something else going for him as well: a "master plan." He had an idea in mind that had been overlooked or underemphasized by other speaker designers. If you're looking for a similar plan, here are some ideas that are up for grabs.

(1) Speaker systems are not necessarily designed from the bottom up these days. Dealing with the woofer and its enclosure requirements has now become more of a science than an art, and there are numerous computers that will come up with the magic numbers in no time. Matching the low-frequency part of the system to your listening room remains the greatest impediment to optimum results.

(2) As you consider what drivers you're going to use for the midrange and tweeter portions of the system (we'll assume you're aiming for a three-way system, that being somewhat easier to control in the critical midrange area than a two-way), consider dispersion and resonance characteristics of the individual drivers. Unless you have instruments above and beyond those at the disposal of the typical home constructor, you're




“ More kids wish for Koss stereophones than any other headphone. ”

*Santa Claus
Audio Expert North Pole*

“ Nearly every letter I receive at the North Pole wishes for Koss stereophones. ”

May all their wishes come true! And, they can. Because they're wishing for the world's most asked for stereophones. Indeed ever since Koss invented the stereophone, Koss has led the way as the innovator and developer of the state of the art in personal and private listening. Today, that leadership continues as strong and vibrant as ever ... producing a full line of stereophones you truly have to hear to believe.

“ Fulfilling wishes is never very easy, but the superior quality and diversity of models makes any wish for Koss a



pleasure to fulfill. ”

We believe in Santa Claus. Don't you?

“ Of course, I read all the test reports, but never have I read such glowing reports as I have on the Koss Pro/4 Triple A. And when I heard them they really brought a twinkle to my eyes. ”

The world famous Pro/4 Double A was a tough act to follow but the Pro/4 Triple A's extra

large voice coil and oversized diaphragm offer an incredibly beautiful, full-bandwidth, dynamic response over the entire frequency range of 10 Hz to 22 kHz.

“ The Triple A's are so comfortable and seal out ambient noise so well that even I drift off with visions of sugar plums dancing in my head. ”

The Triple A's special, human-engineered,

direct-contoured Pneumalite® ear cushions create a gentle yet perfect seal for flat, low bass response to below audibility as well as sealing out ambient noise. And the unique Koss dual suspension headband makes wearing the Triple A's as much of a pleasure as listening to them.

“ Dash away, dash away, dash away all! ”

Dash away to your audio dealer and ask for a live demonstration of the Sound of Koss. Or write, c/o Santa Claus, for our free full-color catalog. We think you'll agree with Santa Claus that when it comes to Koss stereophones and loudspeakers: "hearing is believing."

© 1978 Koss Corp

KOSS® stereophones/loudspeakers
hearing is believing™

KOSS CORPORATION, 4129 N. Port Washington Ave., Milwaukee, Wisconsin 53212 International Headquarters Milwaukee/facilities Canada · France · Germany · Ireland · Japan
CIRCLE NO. 31 ON FREE INFORMATION CARD



SNAP

**Build. Rebuild.
Stack. Rack.
Solderless breadboarding
is all so easy
with A P Super-Strips.**

Build a circuit almost as fast as you dream it up. Pull it apart and do another—everything's as good as new. Any solid hookup wire up to #20 plugs right in to connect DIPs, discretes and other compon-

entry. Our Super-Strip solderless breadboards give you 840 solderless plug-in tie points—both 5-point terminal and distribution capability—enough capacity to build circuits with as many as nine 14-pin DIPs. And the price is right. Nearest dealer? We'll tell you. Phone (toll-free) 800-321-9668 right now. And ask for our complete A P catalog, The Faster and Easier Book.



**A P PRODUCTS
INCORPORATED**

Box 110 A • 72 Corwin Drive
Painesville, Ohio 44077
Tel. 216/354-2101
TWX: 810-425-2250

Faster and Easier is what we're all about.

going to have to rely on guesswork and manufacturer's advice here. But the essential idea is to limit each driver's operating range to frequencies no higher than an octave below the point at which a major diaphragm-breakup mode sets in, and to wavelengths no shorter than those that can be adequately dispersed by the effective radiating area of the driver's diaphragm. According to many experts, strict attention to these rules will result in a "seamless" transition between midrange and tweeter. And, of course, the farther you can keep away from the problematic higher frequencies the better.

Also, naturally, you'll have to consider the driver's low-frequency limitations, essentially dictated by its excursion capabilities as translated into acoustic output. (You didn't think this business was going to be easy, did you?)

(3) The simplest possible crossover network is likely to be the best, according to many authorities, because it will keep the acoustic phase angle between drivers relatively smooth in transition. The trouble is that the simplest crossover network will give you a mere 6-dB-per-octave rolloff, which means you'll pay a price in various types of distortion unless you can keep well away from the troublesome higher frequencies mentioned above. Here it becomes necessary to make certain difficult design decisions. The best decision should, in theory, result in the best loudspeaker.

And, oh yes, don't make the mistake of believing that any two drivers of the same make and model will perform identically. They often won't.

(4) Once you have decided on which enclosure principle you're going to use for the woofer, you should be able to get adequate guidance on its construction from the manufacturer. The rest is carpentry. But two factors are critical. The first is to make the box just as stiff and inert as possible. The second is to make it virtually disappear as far as the midrange and tweeter are concerned. Many experts now agree that acoustic diffraction effects are one of the major causes of loudspeaker coloration. You can combat these by eliminating all edges, moldings, and other sharp transitions in the cabinetry, and by generally keeping the whole thing out of the radiation pattern of the higher-frequency drivers.

There are other matters to be considered as well, but their acoustic significance is not so well established. If you can master just the above you'll be off to a very good start. Good luck! ◇



Introducing Electroscan. A quiet CB radio!

We finally built a CB so complete, there's only one popular feature it doesn't have.

Radio Hash. You know, the irritating noise you hear every time your squelch is wide open.

Because Motorola's exclusive VariCom® noise elimination system combines RF and IF gain to selectively reduce noise on the channels. It trims away radio hash for cleaner operation, especially when the squelch is wide open and you're listening really hard.

The Electroscan's microprocessor also has the convenient programmable memory which allows you to set, in the sequence you desire, any 10 channels you enjoy listening to everyday.

The Electroscan also offers a scanner

which lets you search quickly for either an available, open channel to continue your conversation... or the nearest occupied channel to locate other CB'ers.

Besides these features, Electroscan also offers the Extender® noise blanker and fully variable noise limiter. Plus variable control/dynamic gain microphone that adjusts mic gain over a 20 db range to make your voice sound better.

So stop in today at a Motorola® Dealer and take a look at the Electroscan, the first CB that virtually eliminates radio hash.



MOTOROLA
CB

To find the dealer nearest you, write: Market Relations Manager, Motorola, Inc., Automotive Products Division, 1299 East Algonquin Road, Schaumburg, Illinois 60196.
©, Motorola, VariCom, and Extender are registered trademarks of Motorola Inc.



Julian Hirsch

Audio Report

Dolby FM Broadcasting

IT HAS been more than five years since Dolby-B processing was first used in FM-stereo broadcasting. Unlike the case with cassette recording, where Dolby-B noise reduction has been almost universally accepted, relatively few FM stations have opted for the Dolby system, and correspondingly few stereo receivers have the built-in Dolby processors needed to realize its benefits. Although most audio hobbyists have some understanding of the purpose of Dolby-B processing in tape recording and playback, there is still widespread confusion about its role in FM broadcasting. The problem is aggravated by some genuine differences between the two situations.

In the case of tape recorders, the problem is the degradation of signal-to-noise ratio (S/N) in the recording and playback process, resulting from the hiss inherent in the tape medium itself. The Dolby-B system boosts the high frequencies during recording and attenuates them in a complementary manner during playback. The net result is an unchanged frequency response, insofar as the program itself is concerned, with a net reduction of the hiss added during the record/playback process.

The amount of boost and cut (and to some extent, the frequencies affected) are a constantly varying function of signal level. The strong signals are unmodified, and progressively larger amounts of boost and cut are introduced as the level decreases. The total effective noise reduction at high frequencies beyond about 5000 Hz is typically 10 dB in a properly adjusted Dolby-B system. (The Dolby-A system, used in professional recording, is similar in principle but operates over the entire audio range in several frequency bands.) The operating time constants, signal levels, and other circuit operat-

ing details are rigorously defined in Dolby patents and licensing agreements, so that a Dolbyized tape made on one recorder can be played back correctly on any other Dolby-equipped machine.

The FM broadcaster faces a somewhat similar, yet different, problem. Noise, of course, is introduced in the transmission/reception process, and in the fringe areas of reception the background hiss can ultimately limit the public's enjoyment of a program. Traditionally, FM broadcasters tend to modulate their transmitters at the highest possible level consistent with distortion and the creation of interference on nearby channels. Since the highest audio frequencies in a program are usually at a much lower level than the middle and low frequencies, the FM transmission is preemphasized, or boosted, at high frequencies with a 75- μ s time constant (a 6-dB/octave boost above 2120 Hz).

In an FM receiver, there is a complementary 75- μ s deemphasis, rolling off the response of the detected program at 6 dB/octave above 2120 Hz. The reduction in noise, compared to "flat" transmission and reception, is about 11 dB. At the time when these standards were established, there was little problem with excessive high-frequency program material. Today, the situation is different, and the amount of high-frequency energy present in the recorded program material could easily overmodulate a transmitter, causing distortion and interference.

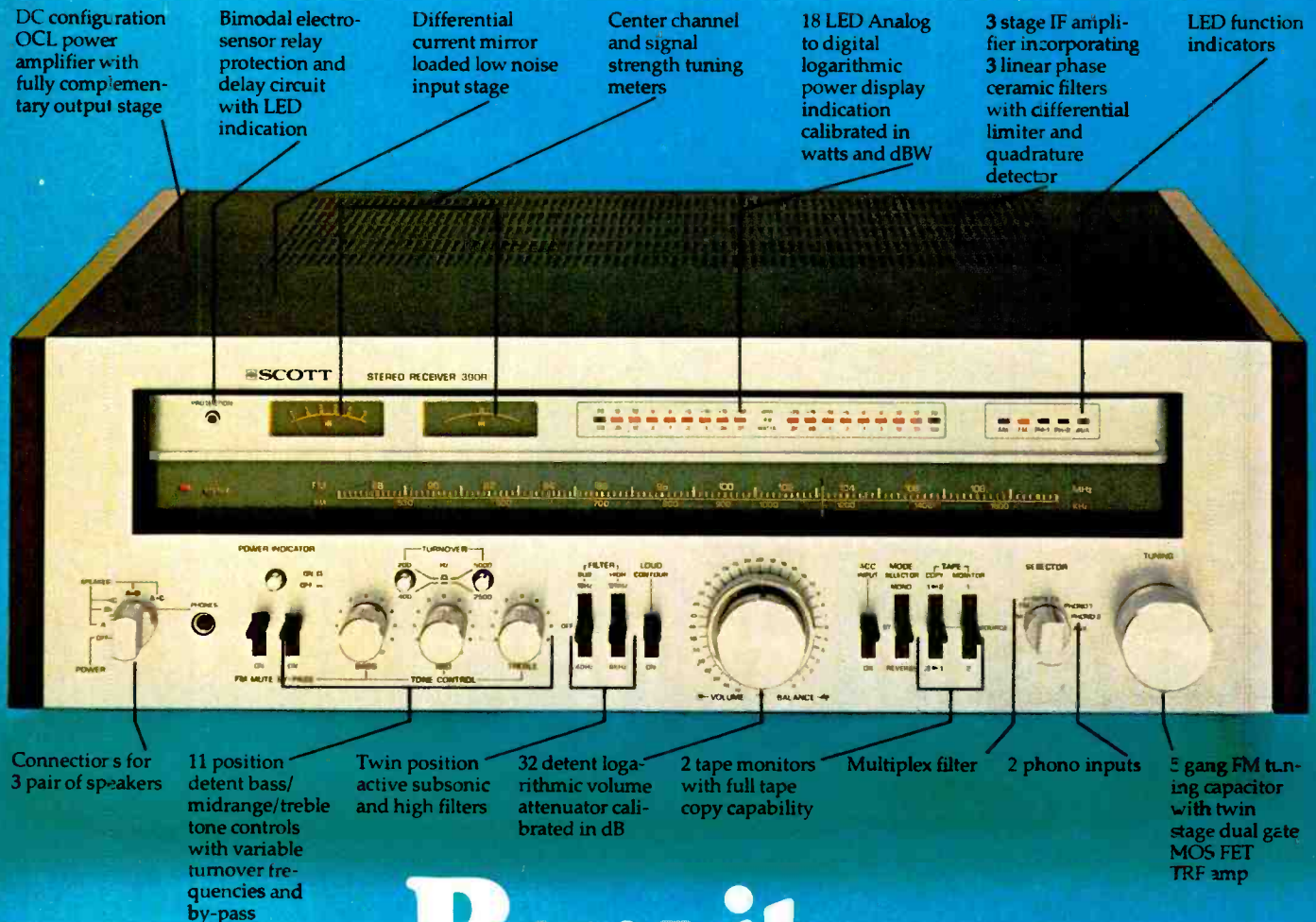
Reducing average program levels by about 5 dB could eliminate much of this problem. However, no FM broadcaster wishes to sound weaker than his competition, and this would also reduce the overall S/N ratio by the same amount. The most common solution is

"The benefits of Dolby FM are rarely as dramatic as those in cassette recording . . . because the system is so compatible with existing FM practice."

(Continued on page 30)

POPULAR ELECTRONICS

If you can find a receiver that does more.



Buy it.

Scott's new 390R is perhaps the most complete receiver ever made.

A professional control center for your entire sound system, the 390R delivers a full 120 watts per channel min. RMS, at 8 ohms from 20-20,000 Hz with no more than 0.03% THD. And it offers more options, features and flexibility than you'll find on most separates.

Compare the Scott 390R with any other receiver on the market today. If you can find one that does more... buy it.

Scott's unique, gold warranty card. Individualized with your warranty, model and serial numbers, and expiration date. Scott's fully transferable, three-year parts and labor-limited

warranty is your assurance of lasting pleasure.

For specifications on our complete line of audio components, contact your nearest Scott dealer, or write H.H. Scott, Inc. Corporate Headquarters, 20 Commerce Way, Dept. KR, Woburn, MA 01801. In Canada: Paco Electronics, Ltd., Quebec, Canada.


SCOTT Warranty Identification Card

Warranty Number: 101102
Model: 390R Receiver
Serial Number: 304 7832/662 1745
Expiration Date: September 15, 1981

SCOTT
The Name to listen to.
Makers of high quality high fidelity equipment since 1947.

CIRCLE NO. 53 ON FREE INFORMATION CARD

“If you’re going to learn electronics, you might as well learn it right!”



*“Don’t settle for less.
Especially when it comes
to career training...because
everything else in your life
may depend on it. That’s
why you ought to pick CIE!”*

You've probably seen advertisements from other electronics schools. Maybe you think they're all the same. They're not!

CIE is the largest independent home study school in the world that specializes exclusively in electronics.

...

Meet the Electronics Specialists.

When you pick an electronics school, you're getting ready to invest some time and money. And your whole future depends on the education you get in return.

That's why it makes so much sense to go with number one...with the specialists...with CIE!

There's no such thing as bargain education.

If you talked with some of our graduates, chances are you'd find a lot of them shopped around for their training. Not for the lowest priced but for the best. They pretty much knew what was available when they picked CIE as number one.

We don't promise you the moon. We do promise you a proven way to build valuable career skills. The CIE faculty and staff are dedicated to that. When you graduate, your diploma shows employers you know what you're about. Today, it's pretty hard to put a price on that.

Because we're specialists, we have to stay ahead.

At CIE, we've got a position of leadership to maintain. Here are some of the ways we hang onto it...

Our step-by-step learning includes "hands-on" training.

At CIE, we believe theory is important. And our famous Auto-Programmed® Lessons teach you the principles in logical steps.

But professionals need more than theory. That's why some of our courses train you to use tools of the trade like a 5 MHz triggered-sweep, solid-state oscilloscope you build yourself—and use to practice troubleshooting. Or a beauty of a 19-inch diagonal Zenith solid-state color TV you use to perform actual service operations.

Our specialists offer you personal attention.

Sometimes, you may even have a question about a specific lesson. Fine. Write it down and mail it in. Our experts will answer you promptly in writing. You may even get the specialized knowledge of all the CIE specialists. And the answer you get becomes a part of your permanent reference file. You may find this even better than having a classroom teacher.

Pick the pace that's right for you.

CIE understands people need to learn at their own pace. There's no pressure to keep up...no slow learners hold you back. If you're a beginner, you start with the basics. If you already know some electronics, you move ahead to your own level.

Enjoy the promptness of CIE's "same day" grading cycle.

When we receive your lesson before noon Monday through Saturday, we grade it and mail it back—the same day. You find out quickly how well you're doing!

CIE can prepare you for your FCC License.

For some electronics jobs, you must have your FCC License. For others, employers often consider it a mark in your favor. Either way, it's government-certified proof of your specific knowledge and skills!

More than half of CIE's courses prepare you to pass the government-administered exam. In continuing surveys, nearly 4 out of 5 CIE graduates who take the exam get their Licenses!

For professionals only.

CIE training is not for the hobbyist. It's for people who are willing to roll up their sleeves and go to work...to build a career. The work can be hard, sure. But the benefits are worth it.

Send for more details and a FREE school catalog.

Mail the card today. If it's gone, cut out and mail the coupon. You'll get a FREE school catalog plus complete information on independent home study. For your convenience, we'll try to have a CIE representative contact you to answer any questions you may have.

Mail the card or the coupon or write CIE (mentioning name and date of this magazine) at: 1776 East 17th Street, Cleveland, Ohio 44114.



Patterns shown on TV and oscilloscope screens are simulated.

CIE

Cleveland Institute of Electronics, Inc.

1776 East 17th Street, Cleveland, Ohio 44114

Accredited Member National Home Study Council

☐ **YES...** I want the best of everything! Send me my FREE CIE school catalog—including details about troubleshooting courses—plus my FREE package of home study information. PE 79

Print Name _____

Address _____ Apt. _____

City _____

State _____ Zip _____

Age _____ Phone (area code) _____

Check box for G.I. Bill information: ☐ Veteran ☐ Active Duty

MAIL TODAY!

City _____ State _____ Zip _____
Continental U.S. only AK, HI, or PR, \$5.00 Canada \$6.50 Foreign, \$19.00 Airmail

PE-12

CIRCLE NO 49 ON FREE INFORMATION CARD

to use some form of dynamic high-frequency peak limiting to

that the combination was satisfactory. In extensive trials, most lis-

cuits on or alert the user to the presence of a Dolby transmission.

lar music are not likely to make the investment in Dolby encoding equipment, nor would their listeners appreciate such a move. Clearly, if one lives in an area not served by a Dolby station, or if one has no

interest in the programming of such a station, it would be difficult to justify a substantial additional investment for the Dolby circuitry in a receiver. Fortunately, the availability of Dolby-B integrated

circuits has made it possible to include this feature without an unreasonable cost penalty, as illustrated by the Model LR-120Db and a number of other receivers recently introduced. ◇

audio test reports:

the finest
receiver
ever to bear
the company's name




The Model LR-120Db stands at the top of Lafayette's line of AM/FM stereo

receivers and is the finest receiver ever to bear the Lafayette name. It is rated in accordance with FTC regulations to deliver 120 watts/channel into 8 ohms from 20 to 20,000 Hz with no more than 0.09% THD. Among its many features are built-in Dolby noise-reduction FM decoding circuits, triple tone controls with selectable turnover frequencies, adjustable FM muting threshold, and mixing microphone input.

The receiver measures 21"W × 17"D × 7"H (53.3 × 43.2 × 17.8 cm) and weighs 60 lb (27.3 kg). The receiver is catalog priced at \$649.99.

General Description. Most of the upper two-thirds of the receiver's front panel is dominated by a glass window behind which are AM and FM tuning scales. Also behind the window are separate center-channel and relative-signal-strength tuning meters and two output power meters calibrated from 0.1 to 120 watts into 8-ohm loads. The dial scales are tilted back slightly for maximum visibility.

To the left of the dial window is a vertical column of small pushbutton switches and a red FM STEREO indicator. One button is used to engage and disengage the Dolby system. The next is for blending the high frequencies to reduce noise on weak stereo signals with no loss in high-frequency response. The next button permits the receiver to be switched between the



an impressive combination of features and performance in the Lafayette Model LR-120Db AM/FM stereo receiver

automatic mono/stereo and mono-only modes. The FM MUTE button at the bottom must be out to obtain muting action. Near the FM MUTE button is a small rotary control that permits a wide muting threshold range.

To the right of the dial window is another vertical column of pushbutton switches. At the top are the POWER

smooth handling
makes it a
pleasure to operate

switch and its power-on indicator. Below the POWER switch are separate pushbuttons for switching in and out three pairs of speaker systems, only two of which can be in the circuit at any given time. The bottom button allows the sensitivity of the power meters to be increased to indicate power

levels between 0.01 and 24 watts.

Across the bottom of the panel are the main operating controls of the receiver. At the left are a MIC (microphone) jack and a PULL ON/MIC LEVEL control. The control is used for varying the gain of the microphone amplifier, which is turned on by pulling out on the control's knob. The next control, the input SELECTOR, has positions for AM, FM, PHONO 1, PHONO 2, and AUX. The two PHONO positions are for magnetic phono cartridges.

Lever switches for tape monitoring from either of two tape decks are provided for controlling and cross-connecting the decks for dubbing from one deck to the other. To the right of the tape switches are the BALANCE (detented) and VOLUME controls.

Three lever switches control the loudness compensation and two filters. There are two switch-selectable loudness compensation modes. In



Someone you know could be counting on a Hewlett-Packard for Christmas.

What a great idea — HP calculators for Christmas.

They're so affordable, you'll want to surprise everyone. A family member. A business acquaintance. And maybe yourself.

Especially with one of our new Series E — five calculators that cover the full range of needs from student to professional:

- The HP-31E — Scientific. \$60*
- The HP-32E — Advanced Scientific with Statistics. \$80*
- The HP-33E — Programmable Scientific. \$100*
- The HP-37E — Business Management. \$75*

- The HP-38E — Advanced Financial with Programmability. \$120*

What's more, you can choose from a large selection of accessories to go with every Hewlett-Packard. (So if someone already owns an HP, surprise them with an accessory.)

For example, a DC Adapter/Recharger that works in a boat or car as well as at home. A Reserve Power Pack that keeps spare batteries fully charged — ready to go any time. And our many Application Paces and Solutions books that give solutions to thousands of problems — saving hours of time and trouble.

So check your Christmas list. Then

see your nearest Hewlett-Packard dealer. (For the address, call toll-free 800-658-4711 except from Alaska or Hawaii. In Nevada, call 800-992-5710.)

HEWLETT  PACKARD

Dept. 254H 1000 N.E. Circle Blvd., Corvallis, OR 97330

*Suggested retail price excluding applicable state and local taxes — Continental U.S.A., Alaska and Hawaii.

*Displays are photographed separately to simulate typical appearance.

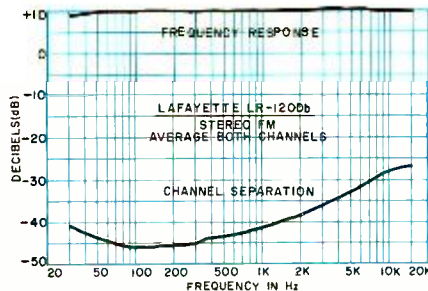
CIRCLE NO. 21 ON FREE INFORMATION CARD

616/81

one, only the low frequencies are boosted as the VOLUME control is turned down; in the other, both low and high frequencies are boosted. Each filter switch has separate positions for OFF and two turnover frequencies. The selectable turnover frequencies for the LOW filter are 15 and 70 Hz and 7000 and 12,000 Hz for the HIGH.

The BASS, MID, and TREBLE TONE controls have 11 detented positions. Adjacent to the BASS and TREBLE controls are lever switches for removing the controls from the circuit or changing their turnover frequencies (250 and 500 Hz bass and 2500 and 5000 Hz treble). The MUTE switch can be used to reduce the audio gain by either 15 or 30 dB. To the right of this switch is the large TUNING knob and two (head) PHONES jacks.

The receiver's rear apron contains the various input, speaker, and antenna connectors and slide switches that provide a choice of 2.5-, 5-, or 10-mV phono sensitivity and attenuate the input signal from the antenna to prevent overloading from strong local stations. Also on the rear apron are a hinged AM ferrite-rod antenna and a pair of



Averaged frequency response and crosstalk for both channels.

accessory ac outlets, one of which is switched. Finally, the output-transistor heat sinks extend about 2" (5.1 cm) from the rear of the receiver and occupy a big portion of the rear apron.

Laboratory Measurements. Following the one-hour preconditioning period, which caused the heat sinks of the output transistors to become uncomfortably hot, the outputs clipped at 156 watts/channel at 1000 Hz into 8 ohms (an IHF clipping headroom rating of 1.13 dB). The dynamic headroom was 1.49 dB, with a maximum short-term output of 169 watts.

The 1000-Hz distortion was un-

measurably low at very low power levels. It rose smoothly with increasing power to 0.028% at 120 watts and 0.04% at 150 watts. The IM distortion was 0.02% at 1 watt, 0.14% at 120 watts, and 0.17% at 150 watts. The THD was a maximum of 0.05% at 20,000 Hz at the rated output power. It was typically between 0.025% and 0.03% at low and middle frequencies. At reduced outputs, the distortion was still lower, typically measuring less than 0.02%.

Input sensitivity for a 1-watt output was 14 mV through the AUX inputs and 0.4 mV through the PHONO inputs with 5-mV sensitivity. The A-weighted noise level was -74.2 dB and -73.5 dB, referred to 1 watt, through the AUX and PHONO inputs. The phono preamplifier overloaded at a very high 400-mV input at 1000 Hz and at 2.4 volts at 20,000 Hz. The latter figure is equivalent to 250 mV at 1000 Hz, which is thus the IHF rated maximum phono input. These figures would be halved with the 2.5-mV phono sensitivity setting and doubled with the 10-mV setting. The phono input resistance was 100,000 ohms, which is higher than the recommended load for

A System with SOCK!


Our special Motorola Microprocessor Evaluation Kit II Christmas "Package" includes the hardware you need to expand your D2 Kit to full system capabilities! Fully tested and assembled!

Send us your check or money order NOW! We can also bill to your Master Charge or Visa if you include the number and expiration date. Enclose total for entire package or any items desired plus applicable state and local taxes (include an additional \$5.00 for shipping and handling). Be sure to include your name and address and print clearly, making checks payable to Motorola Inc.

Mail to:
Motorola Mail Order Sales
P.O. Box 27605, Tempe, AZ 85282.



MOTOROLA
Semiconductor Products Inc.



Motorola Microprocessor Evaluation Kit II

It includes:

MEK68R2 . . . \$199.95

Accessory board for complete interface between D2 Kit, ASCII keyboard and video monitor or TV set. Has custom ROM with video driver.

—Software programmable line and character format:
16 × 32, 16 × 64, 24 × 80—up to 24 lines by 165 characters.
—5 × 7 character format with upper and lower case.

MEK6800AB . . . \$79.95

Motherboard with card guide, two 86-pin slots and five 60-pin slots.

MMS68104 . . . \$395.00

Memory board with 16K × 8 bytes of RAM.

POWER SUPPLY . . . \$99.50

Fully-regulated +12 Volts at 1 Amp and +5 Volts at 6 Amps capable of powering complete system with possible expansion.

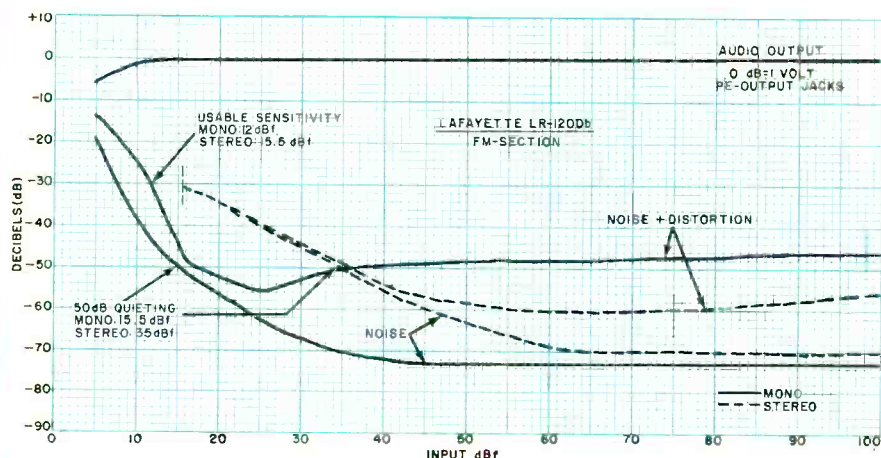
MEK6800D2 . . . \$235.00

The ever popular D2 (in Kit form only) to develop and evaluate M6800 Microprocessors.

most cartridges, and capacitance was 175 pF.

Frequency response was within $\pm 0/-1$ dB from 20 to 20,000 Hz through the AUX inputs. The RIAA phono response was $+0.5/-3.5$ dB from 30 to 15,000 Hz, with the decrease at the low-frequency end. It decreased to -5 dB at 20 Hz. The apparent high-frequency equalization changed appreciably when it was measured through the inductance of a phono cartridge, revealing a 2.5-dB increase in output at 20,000 Hz. Most of this change was caused by the 100,000-ohm input resistance, since our measurement is based on the use of a standard 47,000-ohm input termination. Nevertheless one would expect a magnetic phono cartridge to sound slightly bright, since the extreme high-frequency response of most cartridges is enhanced when they are terminated in a higher-than-normal load resistance.

The tone controls could provide an almost infinite variety of response curves. With the 250- and 5000-Hz turnover frequencies, they were able to correct the system's response at frequency extremes with virtually no



Noise and sensitivity curves for FM section of receiver.

effect in the midrange. Responses of the filters were approximately as rated, with 6 dB/octave slopes in the bass and 12 dB/octave slopes in the treble. The unit's loudness compensation could be used with better-than-average effectiveness, since the audio MUTE switch could be set to permit the VOLUME control to be operated at a reasonably high setting. This avoids the excessive heaviness that mars the sound of most loudness controls. The power meters, like most such indica-

tors, gave only approximate readings. Typical errors were from 10% to 50%, except at very low outputs, where they were several hundred percent.

Performance of the FM tuner section was generally very good. Our test unit had an apparent misalignment that caused its mono distortion to be several times as high as its stereo distortion, but this was the only respect in which the tuner performance fell short of excellence.

In mono, IHF usable sensitivity was

ok® wire wrapping center ok®



WIRE WRAPPING KIT WK-5

CONTAINS:

- Battery Tool BW-630
- Hobby Wrap Tool WSU-30 M
- PC Edge Connector CON-1
- DIP IC Extractor Tool EX-1
- DIP IC Insertion Tool INS-1416
- PC Card Guides & Brackets TRS-2
- Mini-Shear with Safety Clip SP-152
- 14, 16, 24 and 40 DIP Sockets
- Terminals WWT-1
- Tri-Color Wire Dispenser WD-30-TRI
- Hobby Board H-PCB-1

\$74.95

ADD \$2.00 FOR SHIPPING
(N. Y. CITY AND STATE RESIDENTS ADD TAX)

OK MACHINE & TOOL CORPORATION

3455 Conner St., Bronx, N.Y. 10475 (212) 994-6600 / Telex 125091

CIRCLE NO. 40 ON FREE INFORMATION CARD

A major advance in cassette deck design. The new Sansui SC-5100.

If you're looking for a cassette deck that combines the convenience of the traditional cassette deck with the tonal excellence of open reel, you needn't look any further. Because the Sansui SC-5100 gives you both. And more.

Here's why. Performance meets the standards of today's most advanced component systems. All musical signals are reproduced clearly and without distortion because of the wide frequency response (20-17,000Hz, chrom), excellent signal-to-noise ratio (67dB, with Dolby*), and unusually low wow and flutter (0.05%, WRMS).

The SC-5100 is ultra-convenient to use. Solenoid operation permits controls that easily respond to your lightest touch. And with the electronically-controlled tape transport you get automatic play and repeat. The illuminated memory counter is also automatic.

For added convenience the SC-5100, when used with a timer, will record off your tuner or receiver unattended. Or it will wake you gently in the morning with your favorite music.

The SC-5100 offers all the features you'd

expect in a superior cassette deck. Such as large VU meters, a peak level indicator, line input/mic mixing capability, and bias and equalization controls for every tape. We've also added something you didn't expect, Sansui's exclusive Tape Lead-In**. Just touch the control and the tape advances past the leader to the first point suitable for recording. You need never miss or spoil the start of a recording again.

Direct-O-Matic loading is another Sansui exclusive. It makes loading and unloading a snap, gives you access to the tape well for instant insertion and easy cleaning of the heads, and lets you see the direction of the tape and how much is left.

Now you have it, cassette deck convenience with open reel performance. All for less than \$600†. Hear the new SC-5100 at your franchised Sansui dealer. We think you'll agree you've never heard anything like it.



*Trademark of Dolby Laboratories, Inc.
**Patent pending.
†Approximate nationally advertised value. Actual retail price set at the option of the individual dealer.

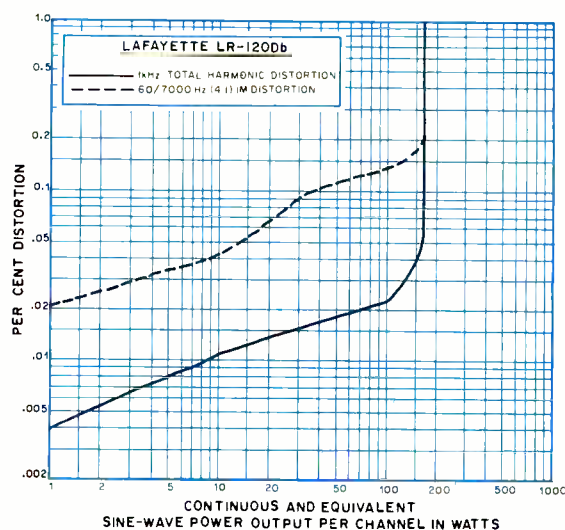
A whole new world of musical pleasure.



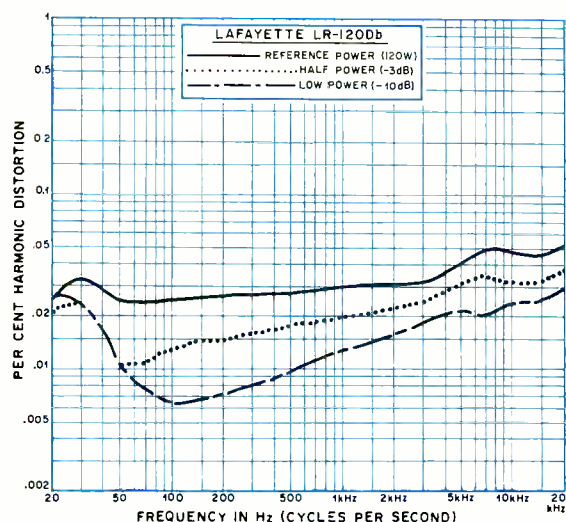
SANSUI ELECTRONICS CORP.
Woodside, New York 11377 • Gardena, California 90247
SANSUI ELECTRIC CO., LTD., Tokyo, Japan
SANSUI AUDIO EUROPE S.A., Antwerp, Belgium — In Canada Electronic Distributors

CIRCLE NO. 51 ON FREE INFORMATION CARD

Sansui



Total harmonic distortion at 1 kHz and 60/7000-Hz distortion.



Harmonic distortion at three power levels.

12 dBf; stereo sensitivity was set by the switching threshold at 15.5 dBf. The more meaningful 50-dB quieting sensitivity was 15.5 dBf in mono and 35 dBf in stereo. The mono THD + N was 0.4% at a 65 dBf input, though it was necessary to detune the receiver considerably to get the distortion down to this level. In stereo, the distortion was a very low 0.1% with the tuning meter set to its center. The respective unweighted S/N readings were 72.5 and 70 dB.

Stereo frequency response was within +0.6/-0.8 dB from 30 to 15,000 Hz. Even with its flat response at the high end, the pilot carrier component in the receiver's audio was suppressed to an almost unmeasurable -80 dB. And the tuner's hum was a very low -75 dB. Stereo channel separation was in the 50-to-56-dB range between 30 and 1500 Hz. It reduced to 37.5 dB at 15,000 Hz.

The capture ratio of 1.25 dB was slightly better than the rated 1.3 dB. AM rejection was 60 dB at a 45-dBf input and 72 dB at a 65-dBf input (it is rated at 55 dB). The image rejection and alternate-channel selectivity, both rated at 80 dB, were respectively 75.6 and 79.4 dB. Adjacent-channel selectivity was 5.8 dB. The muting threshold was adjustable from a minimum of 26 dBf drop-out and 29 dBf turn-on levels to 44 and 49 dBf, respectively.

The AM tuner section's frequency response was very limited at both high and low frequencies, being down 6 dB at 270 and 3400 Hz.

User Comment. The Model LR-120Db offers a most impressive combination of operating features and

Performance Specifications

Specification	Rating	Measured
Audio		
Power output	120 W/ch into 8 ohms, 20-20,000 Hz, less than 0.09% THD	Confirmed
Hum and noise (A weighting)		
Phono	Over 70 dB (re 120 W)	73.5 dB (re 1 W)
Aux.	Over 90 dB	74.2 dB
Input sensitivity		
Phono	2.5, 5.0, 10 mV	Confirmed
Aux.	150 mV	
Phono overload	150 mV at 1000 Hz with 0.1% THD	250 mV (20 kHz, re 1 kHz)
FM Section		
Usable sensitivity		
Mono	10.3 dBf	12.0 dBf
Stereo	17.2 dBf	15.5 dBf
50-dB quieting		
Mono	14.1 dBf	15.5 dBf
Stereo	36.8 dBf	35 dBf
S/N at 65 dBf		
Mono	74 dB	72.5 dB
Stereo	70 dB	70 dB
Frequency response (30-15,000 Hz)	+0.5/-1.5 dB	+0.6/-0.8 dB
Distortion at 65 dBf		
Mono	0.15%	0.40%
Stereo	0.30%	0.10%
Capture ratio at 65 dBf	1.3 dB	1.25 dB
Image response	-80 dB	-75.6 dB
AM suppression	-55 dB	-72 dB
Alt. channel selectivity	80 dB	79.4 dB
Stereo separation		
100 Hz	45 dB	56 dB
1000 Hz	48 dB	51.5 dB
6000 Hz	42 dB	42 dB
Subcarrier product ratio	60 dB	80 dB

electrical performance, especially for a receiver in its price range. Its smooth handling, excellent sound quality, and such niceties as a noiseless, thump-free muting system,

dial calibration
was exact and
tuning was
unambiguous

made the receiver a pleasure to operate. The FM-Dolby decoder worked well on the stations in our locality that

employ the Dolby system.

FM dial calibration was exact on the lower half of the band and within about 100 kHz on the upper half. The tuning was unambiguous, too, for lowest noise and distortion with the meter pointer at its center-channel position. The tone controls were certainly as versatile as anything short of a multi-band equalizer. If the phono sound is too bright (as could happen with some cartridges), it might be desirable to connect a 100,000-ohm resistor across each output of the cartridge to provide a normal 50,000-ohm termination.

Most of our criticisms are minor. Labelling of the pushbutton controls is contrary to normal practice, for example. Whereas pressing a button *in* commonly produces the indicated result, the converse occurs with the FM MUTE button. Muting is *disabled* when it is pressed in. Also, the muting threshold is too high at all settings of the variable control.

These minor observations aside, we feel that the Lafayette Model LR-120Db is just about the "most" receiver for the money that we have seen and tested in the current market.

CIRCLE NO 101 ON FREE INFORMATION CARD



cm) and weighs 17 $\frac{3}{4}$ lb (8.1 kg). Its suggested retail price is \$430.00.

General Description. The tape transport is located at the left of the front panel. Piano-key-type transport-control levers are below the cassette compartment.

Operating the EJECT key causes the viscous-damped, top-hinged cassette door to swing open slowly to provide access to the cassette tray. When the cassette door is manually closed, a window in it gives a clear view of the cassette inside the well. The other transport controls can be operated in any sequence without having to go to STOP. However the tape must be motionless before the RECORD lever can be engaged.

At the right of the front panel are two level meters whose highly visible scales are calibrated from -20 to +3 dB. The fast-responding peak-indicating meters have a long decay time. Below the meters are two pairs of concentric recording-level controls for the MIC and LINE inputs, the two microphone jacks, and a recessed button labelled FADE EDIT. To use the FADE EDIT button, a plastic door covering it must be raised. With the deck operating in the playback mode, the user presses in and holds the button for as long as he wishes to erase the tape. The FADE EDIT function gradually increases the erase current over a period of 3 to 5 seconds to remove the recorded program smoothly. Releasing the button allows the erase current to decrease gradually to zero over a 3-to-5-second period, giving a smooth transition to the following portion of the program.

When a microphone is plugged into only one of the input jacks, its signal

convenient editing functions mark the front-loading Dual Model C 819 cassette deck

accurate recording
with foolproof
level meters and
low flutter



The Dual Model C 819 cassette deck has many of the operating details and per-


formance qualities of the company's higher-priced Model C939. Unlike the Model C939, however, the Model C 819 is a front-loading deck. It has a

FADE EDIT function that allows one to edit out unwanted portions of a recorded program while listening to the tape playback.

Other features in the Model C 819 cassette deck include: peak-indicating level meters that monitor the signal levels *after* the recording equalization; a MEMORY WIND system that stops the tape when the index counter reaches 000 in both fast forward and rewind; microphone inputs that can be mixed with the line inputs; and bias and equalization selectable for ferric-oxide, chromium-dioxide, and ferrichrome tape.

The deck measures 17 $\frac{1}{8}$ "W \times 13 $\frac{1}{4}$ "D \times 5 $\frac{7}{8}$ "H (43.5 \times 33.7 \times 14.9

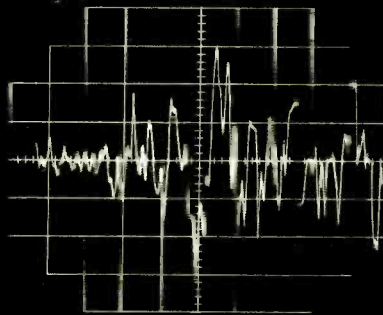
What 0.02% THD doesn't tell you about the SE-9060, waveform fidelity will.



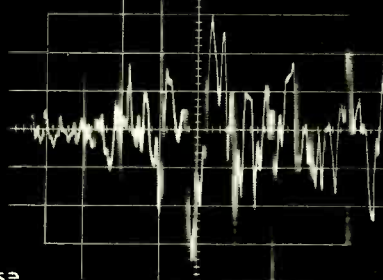
THD as low as 0.02% says a lot about any amplifier. But oscilloscope readings show it all. Look at the waveforms. The output waveform of the SE-9060 is virtually a mirror image of the input.

One way Technics achieved this goal was with dual FETs in the differential amplifier. They give the SE-9060 the DC stability necessary for the highest gain in the crucial first stage. While the constant current load and current feedback used in the voltage amplifier keep distortion to a minimum.

And since the SE-9060 is a DC amplifier, each amplifier section and the NFB loop are directly coupled without the use of any capacitors. So the SE-9060 not only has virtually nonexistent phase shift, it also boasts flat frequency response from DC to 100 kHz. And with completely



Input Waveform.



Output Waveform.

independent power supplies for each channel, Technics eliminated all signs of transient crosstalk distortion.

Compare specifications. And you'll realize there's no comparison.

POWER OUTPUT: 70 watts per channel (stereo), 140 watts (monaural) minimum RMS into 8 ohms from 20 Hz to 20 kHz with no more than 0.02% total harmonic distortion.

POWER BANDWIDTH: 5 Hz-50 kHz, -3 dB. **S/N:** 120 dB (IHF A). **RESIDUAL HUM & NOISE:** 100 μ V. **INPUT SENSITIVITY & IMPEDANCE:** 1 V/47 kilohms. **INTERMODULATION DISTORTION (60 Hz: 7 kHz, 4:1):** 0.02%. **FREQUENCY RESPONSE:** DC ~ 100 kHz, +0 dB, -1 dB.

Technics SE-9060. A rare combination of audio technology. A new standard of audio excellence.

Technics Professional Series
by Panasonic

CIRCLE NO. 58 ON FREE INFORMATION CARD

Product Focus

The FADE EDIT feature of the Dual Model C 819 is a convenient solution to the problem of "editing" a cassette tape electronically. As often happens when a commercial announcement or other unwanted material is recorded together with a desired program, it is customarily removed by playing the tape up to that point, and placing it into the record mode with no input signal for the duration of the unwanted material. The abrupt cessation of the recorded program, and its equally abrupt return, can introduce a jarring note into the final recording.

Dual's FADE EDIT circuit applies a current to the erase head while the machine is in its playback mode, and does so in a smooth and nonjarring manner. The bias/erase oscillator is normally turned on by mechanical switches when the machine is placed into its recording mode. (A red LED across the dc supply line to the oscillator glows when it is powered to show that a recording is in progress.) In the Model C 819, a Darlington transistor pair, in series with a diode, is connected across the mechanical switch contacts in the oscillator's dc supply circuit. Normally, the gate of the input transistor is returned to ground through a parallel combination of a 22- μ F capacitor and a 120,000-ohm resistor. In this condition, the stage is nonconducting and has no effect on the operation of the deck.

When the FADE EDIT button is held in, the input gate is connected to the +24-volt power supply through a parallel combination of 4.7- μ F and 220,000 ohms. As

the capacitor from gate to ground charges, the transistors begin to conduct and an exponentially increasing positive supply voltage is applied to the erase oscillator. The REC LED simultaneously begins to glow faintly, and a gradual erasure of the tape begins.

About five seconds is required for the output of the erase oscillator to reach its maximum amplitude (and the LED its full brightness). Since the tape is being played back while this is happening and the erase head precedes the record/playback head in the tape path, one hears the program smoothly fading away. The time for total erasure depends on the kind of tape being used, but is typically in the range of 3 to 5 seconds.

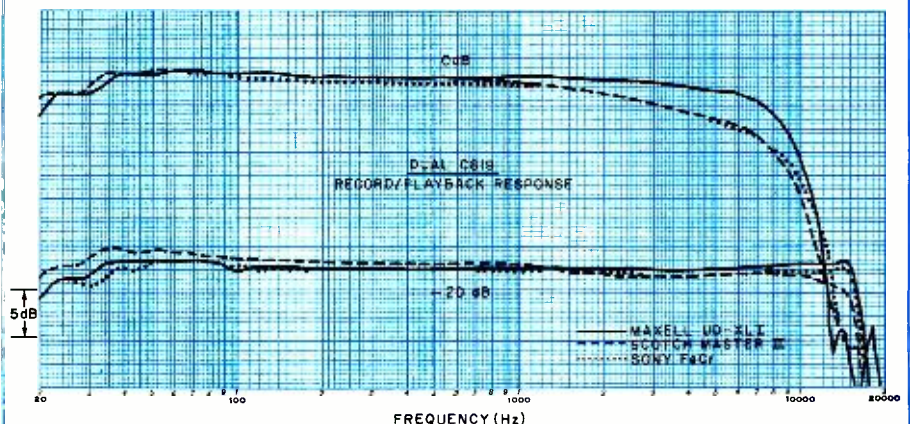
When the FADE EDIT button is released, the transistors are fully conducting. The charge on the 22- μ F capacitor in the gate circuit drains off to ground through the shunting 120,000-ohm resistor and the Darlington stage slowly shuts off. As this happens, the REC LED dims, and the original program on the tape begins to emerge from a silent background. Like the erase process, the fade-in takes a few seconds.

Although this technique still calls for careful timing of the portion of the tape to be erased, it is much smoother and more foolproof than the former method of placing the deck into its recording mode. When used carefully, it makes it possible to assemble an edited tape with a professionally smooth transition from one section to another.

can be routed to either channel, as desired. When both jacks are used, the recording is made in stereo. There are screwdriver-adjustable line-output level controls on the deck's rear apron. (The deck has a limiter that reduces the gain almost instantly when a signal peak exceeds 0 dB to prevent distortion.)

The central portion of the front panel contains the index counter, MEMORY WIND button, phone jack and its level controls (separate for each channel), and four pushbutton switches. Two of the switches are for switching in and out the Dolby noise-reduction system and the recording limiter. The other buttons are for setting the bias and equalization, labelled Fe and Cr for the two most popular tape formulations. For ferrichrome tapes, both buttons must be engaged simultaneously. Green and red LEDs on the front panel indicate when the Dolby is in use and when the recording mode is selected, respectively.

"fade edit" circuit operates smoothly



Record/playback responses at 0 and -20 dB for three types of tape.

Laboratory Measurements. The user's manual for the cassette deck lists a number of tapes suitable for each of the bias and equalization switch settings. Our test deck had been adjusted by United Audio (the importer) for Maxell UD-XL I for Fe, Scotch Master II for Cr, and BASF Professional III for FeCr. We used the first two and Sony Ferrichrome tapes in our tests. (We did not have BASF Professional III tape.)

The flattest overall record/playback frequency response was obtained with Maxell UD-XL I tape, which produced a variation of only ± 0.75 dB from 30 to 15,500 Hz. The low-frequency head contour ripples were relatively small compared to those of most cassette recorders. The response of Scotch Master II tape was not quite as ruler flat, sloping down steadily from 35 to 15,000 Hz. Still, the overall variation, relative to the 1000-Hz level, was a very respectable ± 2.5 dB from 20 to 14,500 Hz. The Sony FeCr yielded a flat response of ± 1 dB from 33 to 15,000 Hz.


The tracking of the Dolby circuits was virtually perfect, measuring less than 0.5 dB of difference between the response curves made with and without the Dolby system switched in, at any frequency up to 12,000 Hz and at any level from -20 to -40 dB.

The 120- μ s playback equalization was measured with a TDK AC-337 test tape. It was within $+0.8/-1.7$ dB from 40 to 12,500 Hz. The 70- μ s equalization (for Cr and FeCr tapes) was measured with a Teac 116SP test tape and was within $+0.5/-1$ dB from 40 to 10,000 Hz.

A line input of 44 mV was needed for a 0-dB recording level. This produced a maximum playback output level of 0.66 volt with Maxell UD-XL I,

The Technics ST-9030 tuner.

Purists would feel better if it cost over \$1,000.



To some, tuners that offer 0.03% THD, 50 dB stereo separation, a capture ratio of 0.8 dB and waveform fidelity should demand a price tag of over \$1,000. But with the ST-9030 this performance can be yours for under \$450.

That's quite a feat for a tuner. But then the ST-9030 is quite a tuner. It has two completely independent IF circuits: A narrow band, for ultra-sharp selectivity. And a wide band, for ultra-high separation and ultra-low distortion. It even selects the right band, depending on reception conditions, automatically.

Both bands give you the same extended flat frequency response. Because, unlike conventional tuners, the ST-9030 utilizes an electronic pilot cancel circuit that cuts the pilot signal, without cutting any of the high end. It's ingenious. And a Technics innovation.

The Technics ST-9030 has one of the quietest, most sensitive front ends of any tuner. With an advanced linear frequency 8-ganged tuning capacitor and 3 double-tuned circuits, plus dual gate MOS

FETs in the 2-stage RF amplifier and balanced mixer circuit. What's more, there's a servo tuning circuit that locks into the tuned frequency, regardless of minor fluctuations. The result: Negligible drift distortion and maximum stereo separation.

Technics ST-9030. Compare specifications. Compare prices. And you'll realize there's really no comparison.

THD (Stereo): Wide—0.08% (1kHz). Narrow—0.3% (1kHz). S/N: 80 dB. FREQUENCY RESPONSE: 20Hz—18 kHz —0.1 —0.5 dB. SELECTIVITY: Wide—25 dB. Narrow—90 dB. CAPTURE RATIO: Wide—0.3 dB. Narrow—2.0 dB. IF, IMAGE and SPURIOUS RESPONSE REJECTIONS (98 mHz): 135 dB. AM SUPPRESSION (wide): 58 dB. STEREO SEPARATION (1 kHz): Wide—50 dB. Narrow—40 dB. CARRIER LEAK: Variable —65 dB (19 kHz). Fixed —70 dB (12 kHz, 38 kHz). SUGGESTED RETAIL PRICE: \$449.95*

Technics ST-9030. A rare combination of audio technology. A new standard of audio excellence.

*Technics recommended price, but actual retail price will be set by dealers.

Technics Professional Series
by Panasonic
CIRCLE 40 ON FREE INFORMATION CARD

0.79 volt with Scotch Master II, and 0.59 volt with Sony FeCr tapes. The mic input sensitivity was 0.285 mV. The microphone preamplifier overloaded gradually instead of clipping. The second-harmonic distortion reached 3% with a microphone input of 57 mV. The limiter attacked rapidly and prevented any significant overload or distortion even when the input signal was +20 dB or greater. When the overload was removed, the gain was gradually restored to normal over a period of perhaps 30 seconds.

The 1000-Hz playback distortion reached the 3% reference level with a recording input of +5 dB (Maxell UD-XL I), +2 dB (Scotch Master II), and +3 dB (Sony FeCr). The respective 0-dB playback distortion levels were 0.63%, 2.0%, and 1.6%. The unweighted S/N for the three tapes was 54.5 dB (UD-XL I), 51 dB (Master II), and 53 dB (FeCr). With A weighting, these figures improved to 59, 60.3, and 58 dB. Finally, with the Dolby system in use, and with CCIR/ARM weighting, the S/N was 65.6 dB with UD-XL I, 70 dB with Master II, and 67.4 dB with FeCr. The noise increased by 10.5 dB through the microphone input at maximum gain.

The meters responded accurately to peak signal levels, indicating 100% of the steady-state value on a 0.3-second tone burst and decaying relatively slowly. The meter calibrations were also highly accurate. (Many tape decks have meter errors of a decibel or more at some points, even near their maximum readings, but the C 819 meters were "on the nose.") Calibration of the Dolby level marks (at 0 dB) on the scale was accurate within 1 dB when playing standard Dolby-level tapes. Crosstalk from right to left

Performance Specifications

Specification	Rating	Measured
Signal-to-noise, w/Dolby		
Ferric oxide	Over 64 dB	65.6 dB (CCIR/ARM)
Chromium dioxide	Over 64 dB	70 dB (CCIR/ARM)
Ferrichrome	Over 67 dB	67.4 dB (CCIR/ARM)
Crosstalk	Over 40 dB	54.5 dB (at 1000 Hz)
Wow and flutter (wrms)	Less than 0.05%	0.035% (JIS)
Harmonic distortion	Less than 0.7%	—
Speed accuracy	Less than $\pm 0.6\%$	—
Fast wind time (C-60)	65 s	60 s

channel at 1000 Hz was -54.5 dB (with a TDK AC-352 test tape.)

The tape transport yielded one of the lowest flutter measurements we have yet seen on a cassette deck (and, for that matter, on most open-reel decks). Using the TDK AC-342 flutter test tape, we measured the weighted peak flutter as $\pm 0.06\%$ (CCIR). The wrms flutter (JIS) was only 0.035%. In a combined record/playback measurement, both figures increased by a mere 0.005%. The transport moved a C60 cassette from end to end in 60 seconds in fast forward, and 65 seconds in rewind. The headphone volume, with 200-ohm phones, was excellent.

User Comment. Many of the characteristics of the Dual Model C 819 invite the use of superlatives. In others, it ranks with some of the better cassette decks tested. We were most impressed with the C 819's low flutter and its foolproof level meters. (If the meters do not exceed 0 dB, one can be certain of a clean, undistorted, and uncompressed recording.) When we recorded FM tuner interstation hiss and compared playback to the origi-

nal, very little difference was found at the highest frequencies, where most cassette decks tend to sound "soft." There were audible differences at the low and middle frequencies, but on the whole the Model C 819 proved to be exceptionally accurate.

Usability of the MEMORY WIND feature in fast forward as well as in rewind is a convenient plus for this machine (most recorders with a similar feature can use it only during rewind). The FADE EDIT system worked perfectly, although it will probably be of interest only to a limited number of recordists. We must caution users of the Model C 819 that the FADE EDIT system functions on *any* cassette, even one whose recording interlock tabs have been removed.

We cannot conclude a review of the Dual Model C 819 without commenting on its unusually clean, uncluttered internal construction. Most circuits are on a single, large board on which are mounted several smaller boards. It presents a highly professional appearance when the top cover is removed, and our tests confirm that its performance fits that image.

CIRCLE NO. 102 ON FREE INFORMATION CARD

Crown Model DL2 Digilogic Control Center can interface with 8080-based computer




To call the new Model DL2 Digilogic Control Center from Crown a stereo

preamplifier is like calling a perfect diamond a "hunk of carbon." The Model DL2 is actually a "system" that consists of the Digilogic Control Center, separate power-supply module,

and outboard phono preamplifier module. The system was designed to have the lowest possible noise and distortion. The rated A-weighted noise is -94 to -101 dB at maximum gain, referred to a 2.5-volt output. Distortion of any order is rated at much less than 0.001% at any usable output level.

uses separate
phono-cartridge
and power-supply
modules



"Enormously Efficient."

The computer-optimized Wharfedale E's. Beautifully designed and crafted. For the sophisticated connoisseur of sound.

Unusually efficient (94dB/W/m), the E's are clean and easy-to-listen-to, with notably good transient response.

Distortion is inordinately — and inaudibly — low.

"Exceptionally flat..."

Response is wide and flat (50-18,000Hz, ± 3 dB for the E-70), with exceptional bass performance.

That's why audio experts acclaim the E's. Why audiophiles adore them.

The Wharfedale E-70's and E-50's come in matched, hand-finished, walnut-veneer pairs. Audition the E's and our complete line of high-quality loudspeakers at your Wharfedale dealer today.


We know you'll be enormously impressed.

W
WHARFEDALE



RANK HIFI Inc., 20 Bushes Lane, Elmwood Park, New Jersey 07407 (201) 791-7388

CIRCLE NO. 68 ON FREE INFORMATION CARD



The true novelty of the Model DL2 is in its basic design. The key operating functions are controlled by digital logic, which can be interfaced with an 8080-based computer. The Model DL2 has a connector for this purpose and is, in fact, routinely checked with such a computer at the factory. (A computer interface module and test and operating programs are planned for the future.)

The basic control center measures 17"W × 14"D × 7½"H (43.2 × 35.6 × 19 cm), while its companion power supply is 17" × 7½"D × 3½"H (43.2 × 19 × 8.9 cm). The respective weights are 20 and 9 lb (9 and 4 kg). Optional items include: 19" (48.3-cm) rack-mounting hardware, wooden cabinets, and a Phono Module A that measures 6⅝" × 3½" × 1⅜" (16.8 × 8.9 × 3.5 cm) and weighs 12 oz (337 g). A similarly packaged Phono Module B for low-output moving-coil cartridges is soon to be available. Prices are \$1495 for the control center, \$250 for the power-supply module, and \$250 each for the phono modules.

General Description. The dominant visual feature of the Model DL2 is a pair of ¾" numeric displays, between which are six pushbutton switches. The displays indicate gain separately for each channel in 0.5-dB steps from 0.0 to 63.5 dB, while the buttons are for controlling the gain of the system. Two buttons vary the gain in both channels simultaneously and the others are for adjusting only one channel at a time in either direction. A momentary touch on a button steps the gain by 0.5 dB. Holding down the button causes the gain to change at an increasing rate to cover the full 63.5-dB range in only 3 seconds. Near the displays are OVERLOAD indicators that are set to flash at the rat-

ed 11-volt maximum input.

A large click-stop LOUDNESS CONTOUR control reduces the volume in 5-dB steps as it is rotated clockwise while simultaneously boosting the low-frequency response. The loudness contours are based on International Standards Organization curves that are considered to be more accurate than Fletcher-Munson curves.

Pushbutton switches to the left of the LOUDNESS CONTOUR control are for switching into and out of the signal

noise and distortion are below measurement levels

path either or both of two EXTERNAL PROCESSOR accessories (equalizer, noise-reduction system, or dynamic-range modifier, for which separate inputs and outputs are provided so that none of the Model DL2's tape recording and monitoring flexibility is sacrificed). A third button is for inserting the selected processor(s) into the signal path *before* the signal goes out to the tape decks. Similar buttons to the right of the LOUDNESS CONTOUR control are for engaging and disengaging the filter and tone controls

The TONE control system consists of two groups of slide-type potentiometers, each of which has a ±15-dB range and is detented at 2- or 3-dB intervals. They control the bass, mid-range, and treble for the two channels independently. A three-position switch below each control permits the frequency of maximum effectiveness for the control to be shifted by one octave above and below a nominal value. The result is an extremely flexible tone-control system.

At the upper left of the control panel are the input-selector, POWER, and MUTE pushbutton switches, each with its own adjacent color status indicator. The preamplifier/control center can be turned off by touching the POWER button. Power is applied by touching any of the source-select buttons, assuming the power in the power-supply module is activated.

There are eight identical high-level program inputs. Three are labelled TAPE, three AUX, and one each PHONO and TUNER. All buttons can be relabelled as desired. Any input used for phono must be preceded with a Phono Module (which goes near the record player to minimize cable problems in sensitive low-level circuits). As a rule, touching any source-select button automatically disengages the last selection.

The remaining controls are arranged in a row across the bottom of the Model DL2's panel. At the left are the tape recorder controls, including a TAPE COPY switch that can be used to dub from any one of the three tape decks the control center can accommodate to one or both of the others or to record the selected program source on any or all three decks. Next come the TAPE 3 IN and OUT phone jacks that parallel connections on the Model DL2's rear apron.

Following the TAPE MONITOR jacks are two four-position controls for the cutoff frequencies of the LOW FILTER and HIGH FILTER systems, both of which have 18-dB/octave slopes. The low filter's cutoff frequencies are at 20, 30, 50, and 100 Hz, while the high filter's are at 4, 7, 12, and 20 kHz.

The next three controls are a unique feature of primary interest to serious recordists, although they can also be useful in a conventional home hi-fi system. Each of these AUDIO IMAGING controls is a concentric pair of 32-position switches that permit independent adjustment of the channels. Arrows above the knobs identify the corresponding input and output circuits. The first control channels the A and B inputs to the A and B outputs. It can be used to independently control the level for each channel. The next control is similar to the first, except that it transposes the routing. The third control is similar to the first, except that it controls an entirely different set of inputs on the rear apron (X and Y) and channels them to the A and B outputs, respectively.

The Look & Sound of SAE



What you see here is the result of twelve years of devotion to the development and production of the most revolutionary and highest quality components in the audio industry. This is not the usual self-seeking statement by a biased manufacturer — to prove it, ask anyone who knows SAE.

But, it is not only uniqueness that sets SAE products so far apart from their competitors. It is a goal that SAE established long ago — a goal which states that it is manufacturing excellence as well as design that makes a product truly great.

The following points out the realization of this goal in our product.

AMPLIFIERS

The complete line of SAE Stereo Power Amplifiers is the product of one heritage in both design and construction. The unique, fully complementary design system provides balanced amplification from input to output. This approach yields lower steady state and transient distortion as well as better overload recovery.

PREAMPLIFIERS

A bold research and development program by our engineering staff has resulted in the introduction of the first integrated circuit (IC) designed specifically for audio applications. Extremely low distortion, low noise characteristics and fast overload recovery have made it ideally suited for preamp applications.

PARAMETRIC EQUALIZERS

The parametric approach stands as a revolutionary advancement in equalizers for consumer products. The unique combination of controls provides for tonal modification never before thought possible.

ASSOCIATED COMPONENTS

These components complement our line of amplifiers, preamps and equalizers. They include a digital readcut FM tuner with linear phase IF filters and phase-lock multiplex; an Electronic Crossover for bi-amplification; an Impulse Noise Reduction System, the system that takes over where every other noise reduction system leaves off, by providing dramatic reduction of the impulse noises (clicks and pops) that occur in common playback of records; and our new Time Delay Ambience System, to recreate the live performance previously beyond reach in the home environment.

CONCLUSION

As you can see, the goal of advanced design and manufacturing excellence has created the finest audio products in the world. With constant supervision of assembly and testing, SAE products offer performance, value and consistency — functional, state-of-the-art, and without question, Components for the Connoisseur.

For Complete Information Write:
CIRCLE NO. 52 ON FREE INFORMATION CARD

SAE

Scientific Audio Electronics, Inc.
P.O. Box 60271 Terminal Annex, Los Angeles, CA 90060

The remaining front-panel controls include two pushbutton switches for separately energizing two sets of main outputs. At the far right of the lower portion of the front panel is a pair of stereo headphone jacks that are always live, driven by a separate amplifier stage that can drive any impedance phones (not electrostatic types) to full listening levels.

The many input and output jacks, all clearly labelled, are located on the Model DL2's rear apron. Standard phono jacks are used for the inputs, but the outputs are through 1/4" phone jacks. In addition to the normal outputs, there is a pair of inverted-phase outputs for MAIN 2 and a MONO summed output for MAIN 1. A pair of buffered outputs is also provided, taken from a point just after the input selector and not affected by any controls but the LOW FILTER. High-reliability connectors are used for connection to the Power Module and computer or a projected wireless remote control system. These connectors can also be used to slave additional Model DL2s to a "master" Model DL2 to increase the system's input-channel capabilities. When so operated, the "master" level and input controls operate the "slaves" as well.

The Power Module has a momentary-contact POWER pushbutton switch and a LED power indicator. It controls the power to the entire system. On its rear apron are two unswitched and seven switched accessory ac receptacles. Three of the switched receptacles are heavy-duty three-contact types. There are also multicontact connectors for powering the Model DL2 control center and a Phono Module.

The Phono Module has a pair of phono-jack inputs at one end and a pair of 1/4" phone-jack outputs at the other end. Slide switches are provided for changing the input termination from 47,000 to 100,000 ohms and removing the RIAA equalization to permit the module to be used as a microphone preamplifier. Two screwdriver-adjustable controls allow the gain of the phono preamp to be varied separately for each channel.

Laboratory Measurements. All our noise and distortion measurements merely reflected the limitations of our test equipment, rather than the performance of the Model DL2. We operated the control center with

outstanding tone and loudness-control versatility

standard IHF input and output terminations and gain settings. Output noise levels were well below our 100- μ V minimum measurement capability, which is better than 90 dB below the 2.5-volt rated output of the DL2.

At maximum sensitivity, the preamp required a 53-mV input to generate a reference 0.5-volt output, and the OVERLOAD indicators came on abruptly at 11 volts. At maximum gain, Phono Module A required a 1.7-mV input for a 0.5-volt output. (For our measurements, the Phono Module A's gain was set to the IHF standard of 40 dB at 1000 Hz.) The phono equaliza-

tion was within ± 0.1 dB of the RIAA characteristic from 30 to 15,000 Hz and within ± 0.2 dB from 20 to 20,000 hertz.

Measured through the inductance of a typical phono cartridge, there was no change in the phono response, although a high-inductance cartridge did produce a rise of almost 1 dB at 20,000 Hz. The input resistance was 46,000 or 93,000 ohms, depending on the Phono Module A's switch setting. The capacitance could not be measured with our instruments.

The frequency response of the Model DL2 itself was within ± 0.1 dB from 10 to 50,000 Hz. It was down 0.2 dB at 5 Hz and 0.5 dB at 90,000 Hz. The filter curves were excellent, with steep slopes that were roughly 10 to 15 dB/octave in the useful portions of their ranges. The LOW filter's response was down about 1 dB at 20 Hz. The -3-dB response frequencies of the other settings were 37, 43, and

Performance Specifications

Specification	Rating	Measured
Frequency response (10,000 ohm load)	± 0.1 dB 10-50,000 Hz	Confirmed
Hum & noise (inputs shorted, 20-20,000 Hz, below rated output 2.5 V)	Max. gain: 101 dB (A-wtd) Unity gain: 107 dB. "	Better than 90 dB down
IM distortion (SMPTE)	Less than 0.0003% at 10 volts or less	0.002% (instrument residual)
THD (20-20,000 Hz): 2.5 V 10 V	Less than 0.0008% Less than 0.0025%	Less than 0.01% (instrument residual)
Maximum gain	20 dB ± 0.2 dB (100,000 ohms)	Confirmed
Output	11 V maximum 2.5 V rated (50 ohm)	Confirmed
Headphone output	17 V rms (1 ohm source)	—
Gain tracking	± 0.2 dB over 63.5-dB range	—
Audio imaging	50-dB range, tracking within 0.2 dB	—
Muting	5-7-s turn-on delay	—
Phono Module A		
Frequency response	± 0.25 dB of RIAA, 20-20,000 Hz	± 0.2 dB
Hum & noise (shorted) below 10-mV input	94 dB (A-wtd)	Less than 90 dB
IMD (as MIC amp)	Less than 0.0005% at 2.5 V	—
THD	Less than 0.002% at 2.5 V	—
Gain	Adjustable 30 to 50 dB	Confirmed
Input impedance	47,000/100,000 ohms less than 5 pF	46,000/93,000 ohms Not measured
Input overload	33-330 mV depending on gain 100 mV at 40-dB gain	95 mV
Output voltage	11 V (600 ohms) into 10,000-ohm load	—



The complete control system, as shown here, includes the control center, power-supply module and separate modules for each phono cartridge input.

140 Hz. The HIGH filter's response was down 3 dB at 4100, 4400, 13,000, and 15,000 Hz.

The tone controls were capable of producing a nearly infinite variety of response curves. We noted that the shape of the curves changed when we switched the frequencies to the X0.5 and X2 conditions. Lower frequencies appeared to have lower Q, which gave a broader response peak or dip at the extreme control settings. Of course, it is of little importance to the user, who will presumably adjust the controls to obtain a desired sound quality.

The LOUDNESS CONTOUR system had its principal compensation effect below 100 Hz. It was free of the unnatural heaviness that mars the sound of most loudness-compensation systems in current use.

User Comment. We judged the Model DL2 solely on its performance as a home hi-fi system control center, under strictly manual control of all its functions. Everything—electronic and mechanical—operated flawlessly. We feel, however, that some of the system's features are not of great import in a home music system. The gain display is intriguing, for example, but its usefulness is diluted by the fact that overall gain is also affected by the AUDIO IMAGING and LOUDNESS CONTOUR controls, whose effects do not show up on the displays.

Tape recording enthusiasts will doubtlessly like the AUDIO IMAGING controls. Others might find that it's less convenient to use for channel

reversal and blending than the conventional switch controls.


The overall tape-recording facilities of the Model DL2 are second to none. Too, the filters, tone controls, and loudness compensation were outstanding. The digital gain-stepping feature is fun to use and, with practice, can be manipulated almost as easily as a standard volume-control knob.

We were puzzled to find only one power socket on the control center's rear apron for a Phono Module. Many serious audiophiles have more than one record player, and it is expected that a deluxe preamplifier such as Crown's would accept more than one phono input. Indeed, Crown points out that all eight of the Model DL2's inputs can be used for phono sources if a Phono Module is added for each. Presumably, Crown plans to have some sort of power socket accessory to permit hookup of more than one Phono Module.

We cannot resolve in our minds whether this product was meant for the home-audio or professional-audio market. It is far too costly and versatile for all but a small percentage of home users. Yet, its home-decor appearance would not be entirely in keeping with strictly professional equipment. On the other hand, whatever one's needs may be,—computer control, staggering control versatility, and the highest possible electrical performance, among them—the Model DL2 Digilogic Control Center is certainly the answer to the need.

CIRCLE NO. 103 ON FREE INFORMATION CARD

The best speaker kit isn't a kit at all!



The best speaker kit is a system designed by Electro-Voice that allows you to choose your own level of performance; from a studio monitor to a modest bookshelf system, from a wide selection of woofers, tweeters, mid-range drivers and crossovers.

Then Electro-Voice provides detailed plans on how to construct the enclosures designed specifically for the drivers you choose.

Only Electro-Voice gives you all the options. But, then, Electro-Voice is known for their superb quality speakers—not for kits.

To get your component speaker catalog and construction plans package, just send \$1.00 to Electro-Voice Component Speaker Systems, 600 Cecil St., Buchanan, MI 49107.



Electro-Voice®
a gulton company

600 Cecil Street, Buchanan, Michigan 49107

Electro-Voice Component Speaker Systems,
600 Cecil St., Buchanan, MI 49107.

Please send me _____
E-V component speaker packages.

I have enclosed \$1.00 for each
package ordered.

Name _____

Address _____

City/State/Zip _____


PE-12-78

The Realistic SCT-30 tells it like it is:

Why 3 heads are better than 2. Why 2 capstans are better than 1. Why double Dolby* is better than single.

3 Heads.

Two independent record and play heads eliminate the compromises of one combined r/p head, and the head assembly is integrated to eliminate azimuth error. The result: cleaner sound. The third head lets you monitor



your recording an instant after it's made, without interrupting the program. SCT-30 has 3 heads!



2 Capstans.

Dual capstans (instead of the usual 1) reduce wow and flutter to an inaudible 0.06% WRMS or less, and extend the audio frequency response. SCT-30 has dual capstans!

Double Dolby.

You know the single Dolby system cuts noise and adds dynamic range. But let's examine double Dolby. You get Dolby on both record and monitor so you know exactly what your tape will sound like.

You get a decoder for recording superb Dolby FM stereo. And you get simultaneous listening enjoyment of the decoded broadcast on receivers with tape monitoring. The Realistic SCT-30 has double Dolby! About \$380.



P.S. - Supertape® Gold.

To go with 3 heads, 2 capstans and double Dolby, you need a cassette tape that will enhance — not degrade — performance. That's why we design and manufac-

ture Supertape Gold in our own Fort Worth factory. Like SCT-30, it's a playmate you can believe in at a price you can afford.

Why Realistic®?

Because Radio Shack has delivered quality audio at sensible prices since 1921, its Realistic tape and recorder line can point to over 5,000,000 customers as living proof of these claims. Add after-sale service that isn't lip service. Add in-house engineering and manufacturing of much of the Realistic line. And add the convenience of neighborhood shopping where you get "sound talk" from a specialist. That's Realistic!

*TM Dolby Laboratories, Inc.

Radio Shack®

The nationwide supermarket of sound™.

Radio Shack is a Division of Tandy Corporation, Fort Worth, TX 76102. Over 7000 locations in nine countries.

POPULAR ELECTRONICS

BUILD A COMPUTER-vs-YOU CHESS GAME

Popular Electronics®

DECEMBER 1978

Microprocessor-based chess game features three player levels and a unique system of switches under board squares to simplify data input of piece moves

BY BILL GREEN

With the development of microprocessors and their dramatically reduced prices over the years, it is not surprising that the delightful and intriguing game of chess became widely available for computer play. A natural follow-up to chess-game software for microcomputers were dedicated-chip chess games, including "Chess Challenger," "Boris," and "CompuChess," among others. The "Computer Chess" game project presented here is a similar type of game that features some outstanding advantages: moderate cost (\$100), battery-power capability for portability, and simplified computer data entry system.

(A pressure-switch system under each board square operates like a calculator-type keypad.)


The Computer Chess project is built around a Signetics 2650 microprocessor chip and 2 kilobytes of memory. The chess program is resident in a programmed ROM, and there are three selectable levels of skill.

Your moves are entered by pressing a chesspiece on a conventional playing "board" made up of 64 pressure-sensitive switches, one for each square on a conventional board. Commands, player moves, and computer moves appear in a two-digit seven-segment LED display.

It can operate on line power only or both line and battery power.

Software. The software used for the Computer Chess game is a modified form of the Claude Shannon algorithm, published in 1950 as the first practical paper on computer chess. The program is written in three sections, which include entry for command and move, move generation, and move evaluation.

In the entry mode, the playing board can be set up in a standard manner, or each piece can be entered in a special manner to play portions of games (such as mate in two moves, ends of games,



etc.). In the move-generation mode, each piece on the board is moved to all possible legal squares, while the move-evaluation mode calculates the result of each iteration through the possible moves and selects the move with the highest value for entry and display. The computer's opening moves are random.

Hardware. The complete circuit of the Computer Chess game is shown in Figs. 1 through 4. The system's 2650 central-processing-unit (CPU) IC1 performs all chess operations. Its operating program is stored in read-only memory IC2. The playing board and other variables are stored in the random-access-memory

PARTS LIST

B1 thru B4—Four 1.5-volt C cells in series (rechargeable Ni-Cd cells optional)
C1—1000-pF disc
C2—20- μ F, 6-volt tantalum electrolytic
DIS1, DIS2—TIL312 (TI) or similar red seven-segment display
IC1—2650 central-processing-unit (Signetics)
IC2—91341 custom-programmed ROM
IC3, IC4—2112 random-access-memory
IC5, IC6—74LS373 octal-latch
IC7—74LS244 octal noninverting tristate buffer
IC8—74LS00 quad 2-input low-power Schottky gate
IC9, IC13—74LS20 dual 4-input low-power Schottky gate
IC10—74LS14 hex low-power Schottky Schmitt trigger
IC11—74LS30 8-input low-power Schottky NAND-gate
IC12—7404 hex inverter
All resistors $\frac{1}{4}$ -watt, 10% tolerance:
R1—1000 ohms
R2, R3—47 ohms
R4—220 ohms
R5 thru R13—10,000 ohms
S1—Normally open spst pushbutton switch

S2—Spst switch

Misc.—Suitable enclosure; printed-circuit boards; IC sockets for IC1 thru IC4; conductive elastomer; Mylar or acetate film; white contact paper; battery holder; red acrylic filter for display; 16-conductor flat ribbon cable; insulated stranded and solid hookup wire; bare wire; machine hardware; solder; etc.

Note: The following items are available from Alpha Electronics, P.O. Box 1005, Merritt Island, FL 32952 (Tel: 305-453-3534): Complete kit, including case but *not* chess pieces, batteries, battery holder, IC sockets charger, and charger jack, for \$100 (\$110 after March 1, 1979) plus \$4.50 postage and handling. (Canada \$6, others \$10). Case supplied with kit includes unfinished wood frame, cut, grooved, and drilled. Keyboard legend is silk-screened with board layout and labelled with numbers and commands. Punched separator and elastomer are supplied. Also available separately are: Both pc boards (Part No. Chess PC) for \$25 ppd; ROM (Part No. 91341) for \$50 ppd in U.S. (add \$2 for Canada, \$6 for other foreign orders). Florida residents, add 4% tax.

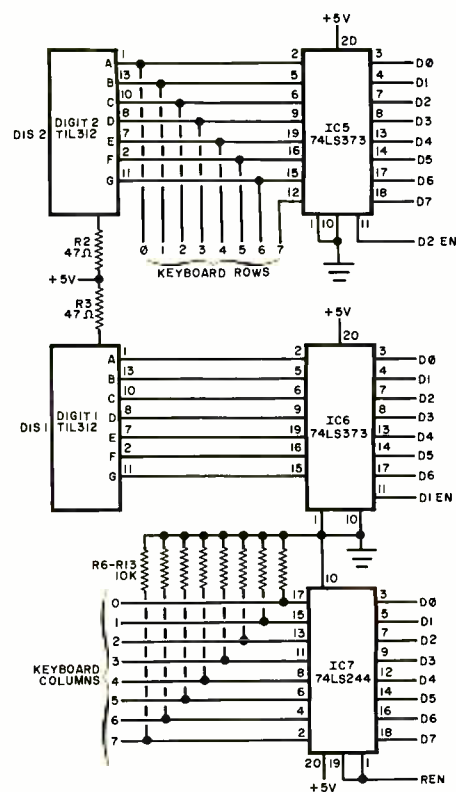


Fig. 2. Data bus latches IC5 and IC6 drive DIS1 and DIS2. IC5 also provides row key scanning. IC7 reads keyboard columns.

system made up of IC3 and IC4, as shown in Fig. 1.

Data on the data bus is latched by IC5 and IC6 (Fig. 2) for display on seven-segment displays DIS1 and DIS2. In addition, IC5 provides a scanned output to the keyboard rows, while IC7 reads data in from the keyboard columns. Integrated circuits IC8 through IC13 shown in Figs. 3 and 4 provide decoding for the memory select and the read/write select for the RAM. A part of IC10 (Fig. 3) is used to generate the power-up reset for the CPU, and a part of IC12 (Fig. 4) generates the system's clock.

With the exception of the memory, CPU and IC12, all ICs in the Computer Chess circuit are low-power devices. Hence the average current drain of the system is about 300 mA.

Construction. The Computer Chess game's circuit is best assembled on two printed-circuit boards. The etching/drilling and components placement guides for the main pc board, which is double-sided with plated-through holes, are shown in Fig. 5. The circuit board for the keyboard is a simple single-sided one as shown in Fig. 6.

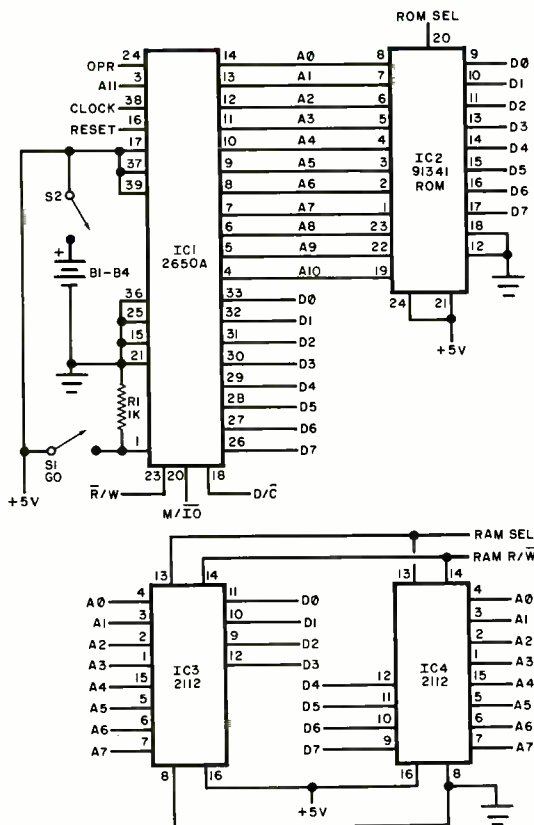


Fig. 1. The program for the CPU (IC1) is contained in ROM IC2. Program variables are stored in RAM IC3 and IC4.

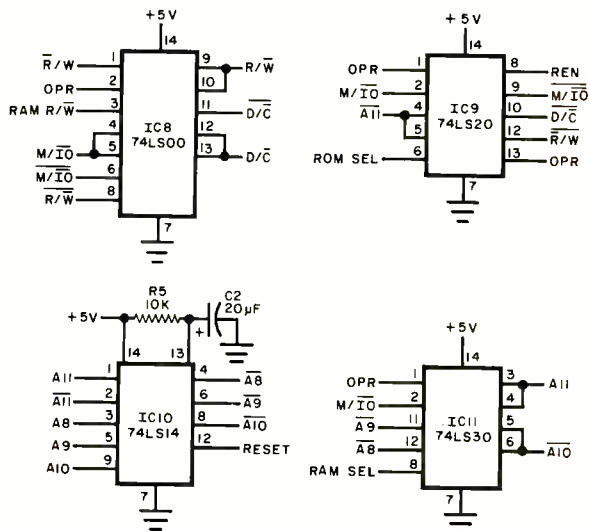
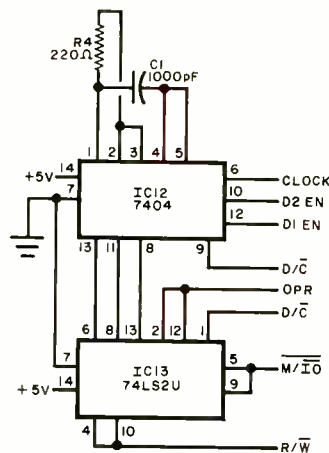


Fig. 3. These IC units provide proper decoding signals for the RAM. Part of IC10 generates system power-up reset.

Fig. 4. Some decoding signals are generated here while part of IC12 is used as the system clock.



Install the eight jumpers on the blank side of the circuit board for the keyboard from end to end, as shown. Use fine bare wire to make the three inside jumpers, for a total of five solder connections per jumper. A minimum amount of solder should be used to make these connections; trim away the excess wire as close as possible to the board. Place a small piece of electrical tape over each solder connection on the foil side.

Connect and solder a 12" (30.5-cm) length of 16-conductor flat ribbon cable (or 16 lengths of insulated hookup wire) to the solder pads on the left side of the keyboard assembly. Feed each conductor to its pad via the blank side of the board.

Divide a 7" x 7" (17.8 x 17.8 cm) sheet of 0.005" (0.13-mm) Mylar or acetate into a grid consisting of 64 (eight horizontal and eight vertical) equal-size squares. Cut a 1/2" (12.7-mm) hole in the center of each square.

Use a 7" x 7" sheet of 0.025" (0.66-mm) conductive elastomer for the common in the keyboard assembly.

Next, lay out an 8 x 8 square chessboard on a 7" x 7" sheet of white contact paper, making each square 3/4" x 3/4" (19.1 x 19.1 mm). Starting with the lower left square, paint each alternate square with red paint. When the paint is completely dry, label each square. Starting at the upper left square and moving to the right, label the squares from 00 to 07. The next row down is labelled from 10 to 17 and so on until the last row is labelled 70 to 77. Computer commands are labelled on the squares as follows: square 40—S, E, and 1; square 44—F and 2; square 42—D and 3; and square 43—L.

Place the Mylar separator sheet over

the board, positioning it so that the holes are centered over the foil contacts. Over this, place the elastomer and then the contact paper, the latter with square 00 at the upper left. Then cover the contact paper with a sheet of matte-finished Mylar and temporarily set the keyboard assembly aside.

On the component side of the main pc board, install suitable sockets at each IC location. Sockets are optional but highly recommended for MOS devices IC1 through IC4.

Install the resistors and capacitors in their respective locations on the board. be sure when you install C2 that you observe the proper polarity.

Connect lengths of black- and red-insulated stranded hookup wire to the - and + pads, respectively. Connect two 3" (7.6-cm) lengths of insulated wire to the pads for S1, located near pin 1 of IC1. Connect and solder the free ends of these wires to S1.

Insert the 16 wires from the keyboard into their respective pads on the main circuit board assembly and solder them into place.

Connect the free end of the red stranded wire to S2. Then connect another length of red stranded wire between S2 and the positive (+) end of the battery holder. If nickel-cadmium cells are used, select an appropriate charger and mount the charging connector. (The battery consists of four C-size cells in series.)

When installing ICs, observe the usual handling procedures for MOS devices (IC1, IC2, IC3, and IC4). Make certain that pin 1 of each IC is aligned with the 1 on the pc board.

Place the keyboard on a flat surface and turn on the power. An A8 should ap-

pear in the display. Then press S on square 40; an S should replace the 8 in digit 1 of the display. (Standard seven-segment displays are used for DIS1 and DIS2, so the S will look like a 5.) Press L on square 43; AL should now appear in the display. Now press 1, 2, or 3 (40, 41, or 42 respectively) to select the level of play; the display should read A1, A2, or A3. Finally press S1 and hold it until the A in digit 2 of the display turns to an 8. Release S1. The board is now set up for playing in the normal manner.

Here's an example of what might transpire as a player and the computer develop their pieces, and it will serve as a final check of your completed project. Press the chesspiece located on square 63 (queen's pawn, white); the display should read 63. After a momentary pause, the 6 should change to an 8. The display should thus read 83. When this occurs, move the pawn two squares to square 43 and press down; the display should now read 43. Briefly press S1. The display should blank and then flash random characters until the computer has made its move. The computer's move is displayed with the "from" and "to" square numbers alternately flashing. You then follow the computer's decision by physically moving the selected piece on the "from" square to the "to" square, without pressing down on the chesspiece.

Note that when playing levels 2 or 3, several seconds may elapse before the display blanks after pressing and releasing S1. The random-character flashes will also continue for a greater period of time than on level 1 before the computer displays its move. Naturally, the highest level (3) takes the longest time.

After the computer has displayed its

ANNOUNCING ... A New CREI Program: Minicomputer & Microprocessor Technology Including A Microprocessor Laboratory

**Now you can learn at home
the new technology that is
revolutionizing electronics**

The microprocessor has ushered in the age of microtechnology and electronics will never again be the same. The microprocessor has made possible the placing of an entire computer on a silicon chip one quarter inch square. The microprocessor "miracle chip" is in the process of changing the world. Soon all technical personnel in electronics will have to understand and work with the microprocessor. It is invading virtually every area of electronics. And it is profoundly affecting your electronics career.

Brand New Program

CREI has a brand new program to help you learn how to work effectively with this revolutionary electronics development. CREI's new program in Minicomputer and Microprocessor Technology is designed to prepare you for this field by giving you the education and practical experience you need.

The program provides solid preparation in electronics engineering technology with a specialization in minicomputers and microprocessors. In addition, it includes a microprocessor laboratory which features a fully programmable microcomputer which utilizes the Motorola 6802 microprocessor chip. This is an extremely important element of your program.

Programming Essential

As you may well know, you must learn how to *program* the microprocessor in order to design, service or troubleshoot microprocessor electronic systems. There is only one effective way to learn this all-important skill of programming, and that is by actually *doing it*. CREI's new program gives you this opportunity as you work with the exciting microprocessor laboratory.

Programming Is Easy

With CREI's new program, learning the skill of programming is simple. Within a few hours you'll be programming the microprocessor and in a short time you'll learn how to program it in three languages: BASIC, assembly and machine languages. In addition, you will learn how to interface the microprocessor with other systems and to test and debug specialized programs.

Preparation at Home

Wide Choice of Programs

Please note, however, that CREI's new program is only one of 16 state-of-the-art programs in advanced electronic technology offered by CREI. So even if you choose not to specialize in microprocessor technology, CREI has an advanced electronics program to meet your needs.

With CREI, you may choose from any of the following areas of specialization in advanced electronics:

- Microprocessor Technology
- Computer Engineering
- Communications Engineering
- Digital Communications
- Electronic Systems
- Automatic Controls
- Industrial Electronics
- Television Engineering
- Microwave Engineering
- Cable Television
- Radar and Sonar
- Nuclear Instrumentation
- Satellite Communications
- Aeronautical and Navigational
- Solid State Theory
- Nuclear Engineering

Unique Lab Program

An exclusive option available with CREI programs in electronic engineering technology is CREI's unique Electronic Design Laboratory program. It gives you actual experience in designing practical electronic circuits. It also helps you to understand the theories of advanced electronics and gives you extensive experience in such areas as tests and measurements, breadboarding, prototype construction, circuit operation and behavior, characteristics of electronics components and how to apply integrated circuits. Only CREI offers this unique Lab Program.

Practical Engineering

CREI programs give you a practical engineering knowledge of electronics. That is, each part of your training is planned for your "use on the job." By using your training, you reinforce the learning process. And by demonstrating your increased knowledge to your employer, you may qualify for faster career advancement.

Free Book

There isn't room here to give you all of the facts about career opportunities in advanced electronics and how CREI prepares you for them. So we invite you to send for our free catalog. This fully illustrated, 56 page book describes in detail the programs, equipment and services of CREI.

Qualifications

You may be eligible to take a CREI college-level program in electronics if you are a high school graduate (or the true equivalent) and have previous training or experience in electronics. Program arrangements are available depending upon whether you have extensive or minimum experience in electronics.



Mail card or write describing qualifications to

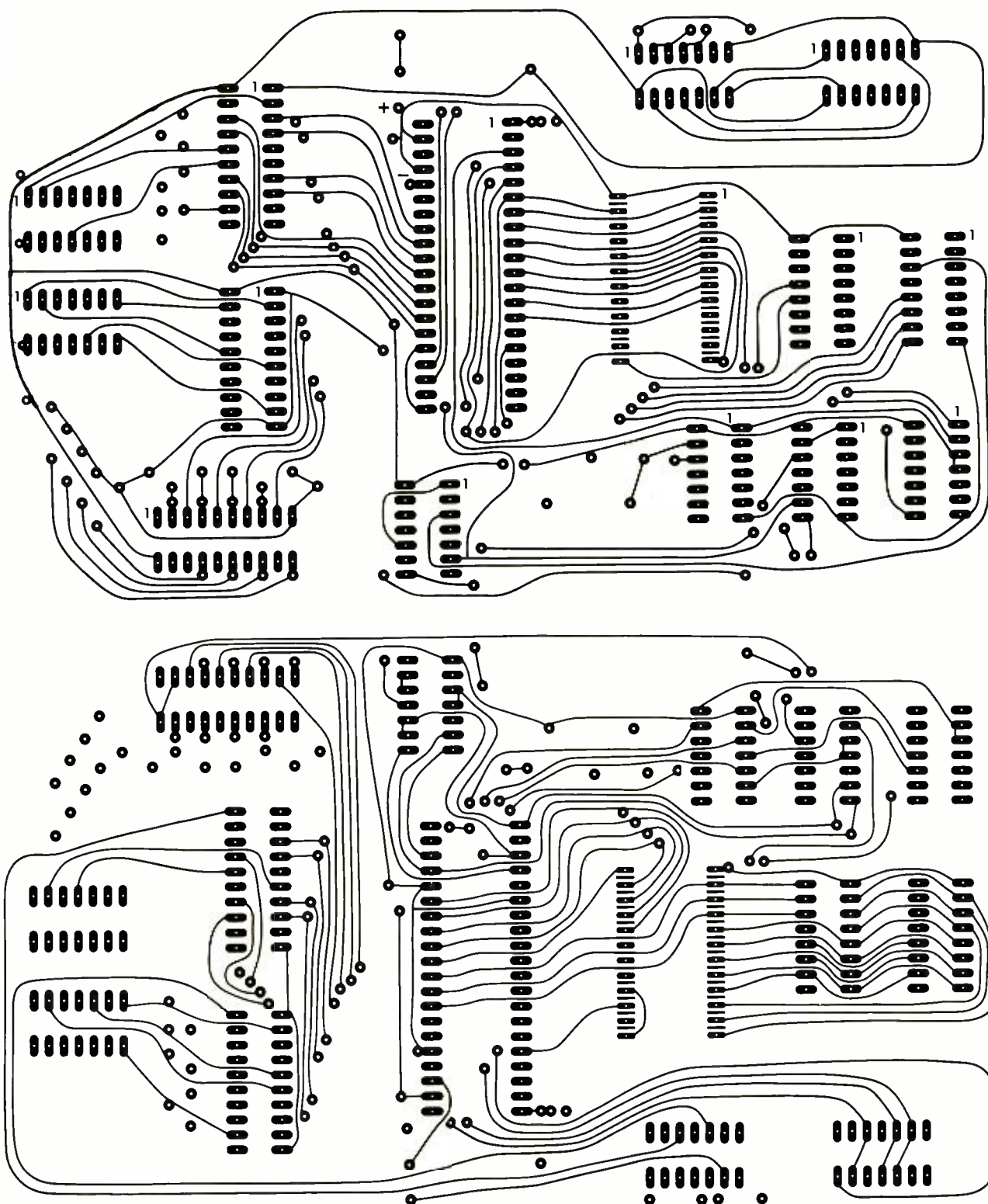
CREI **CAPITOL
RADIO
ENGINEERING
INSTITUTE**

McGraw-Hill Continuing Education Center
3939 Wisconsin Avenue Northwest
Washington, D.C. 20016

Accredited Member National Home Study Council

G.I. Bill

CREI programs are approved for training of veterans and servicemen under the G.I. Bill.



move, press and hold *S1* until an 8 appears in digit 2. This turns the upcoming board move back to you. You can then enter your new move, and continue the game as previously described.

Operation. The computer portion of the Computer Chess game has certain commands built into it. They're accessed as follows. Command "S" on

square 40 operates only after power up; it sets up the board for standard play.

Command "L" on square 43 lets you set the level of play. Pressing this square causes an "L" to appear in digit 1, as previously described. The desired level of play can then be selected by pressing the appropriate square. Level 1 on square 40 is for beginners and for one to develop a game quickly. Level 2

on square 41 is for intermediate play and may take between 10 seconds and more than a minute for the computer to come back with its move. Level 3 on square 42 is for more advanced players. Here, the computer's move may take as long as several minutes if the board is complex.

Pressing Command "E" on square 40 permits a player to enter a piece should

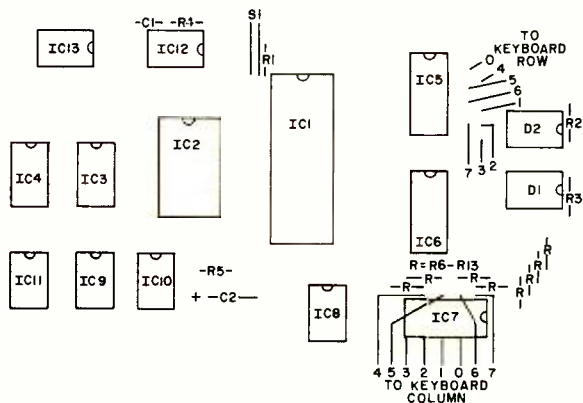


Fig. 5. Actual size etching and drilling guides for main pc board, which is double-sided, are on opposite page. Component placement is at left.

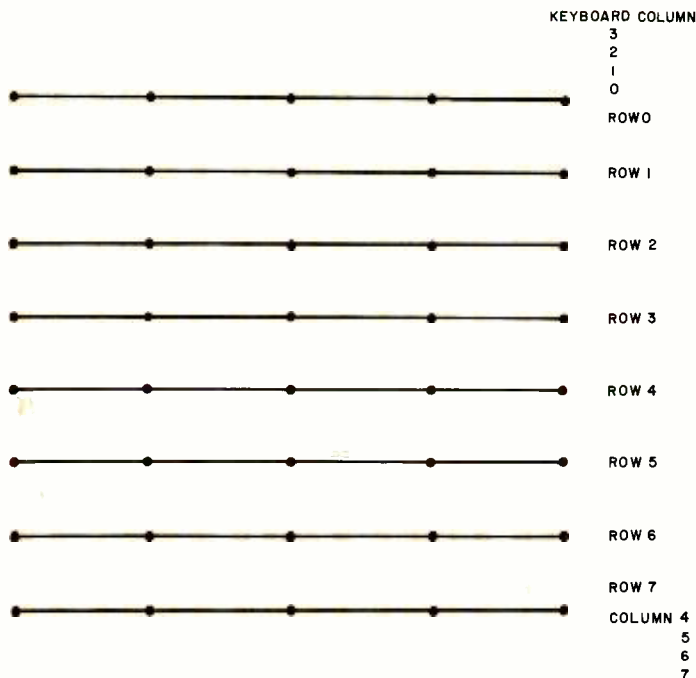
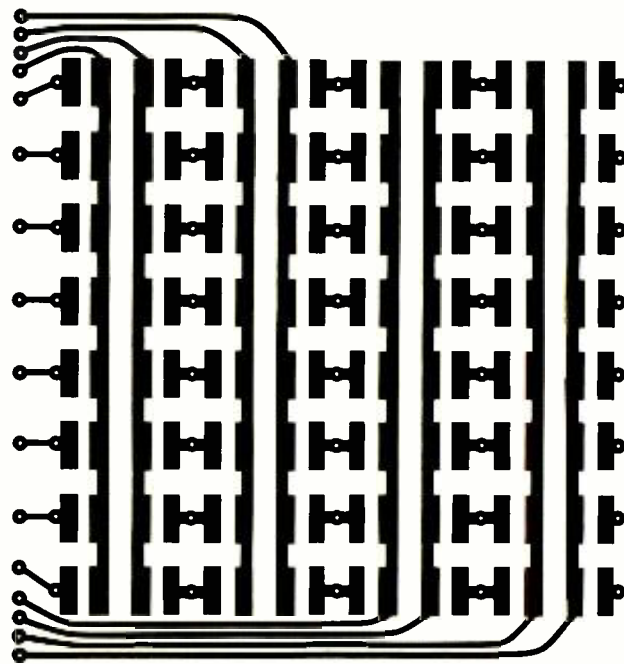


Fig. 6. Foil pattern for the keyboard pc board is shown below half-size. Below-left are connecting wires which must be added.



one wish to do so. This causes an "E" to appear in digit 1. Once the "E" appears, you press the square on which the piece you wish to enter would be in a standard setup and then press the square on which you wish to place the piece. The selected piece is displayed in the same format as in the find-piece mode, which follows.

Command "F" on square 41 finds a piece in the event you wish to check the accuracy of a piece's earlier placement on a square. You press this square until an "F" appears in digit 1 and then press the square you wish to examine. The piece on the latter square will be identified in the display. If the piece is black, a lower-case "b" appears in digit 1, as an example. If white, nothing will appear. (A complete list of the special symbols in the Computer Chess game is given in the Chesspiece Identification Table.)

Pressing Command "D" on square 42 enables you to delete a piece. Press this square and a lower-case "d" appears in

digit 1. Press the square for the piece you wish to delete, and the type of chesspiece and its color are displayed.

A variety of changes can also be made during play. These include changing the level of skill, deletion of a piece, entering a piece, finding a piece. To perform any of these changes once pieces have been developed, you must interrupt play and enter the command mode. There are two ways to enter this mode. If the computer's move is flashing, briefly press S1 when the "to" square number is displayed. (If the display is flashing 14 to 34, press S1 briefly when 34 appears.) If this is done properly, an A should appear in digit 2, which indicates that the computer is in the command mode. Now you can make your change, following which, you press and hold S1 until an 8 appears in the display. You can now resume play.

The second way of entering the command mode is on your own move, either when an 8 is displayed or by pressing

S1 until an 8 appears to avoid the trickier first method. Now you must make a false move from and to any two empty squares and then press S1. This will cause a lower-case "u" to appear in both digits of the display, after which the second digit will automatically change to an "A." Thus, "Au" will be shown in the display. (Each "u" is made up of segments b, f, and g in the display.) This places the computer in the command mode. Again, after making your change, press and hold S1 to obtain an 8 in the display, and resume play.

If you enter a move from an unoccupied square the display will flash "uu" after you press S1. Digit two will then display an "A." You can now use the command keys to locate, enter, or delete a piece or change the level of play. Press S1 until an 8 appears in digit two and reenter your move. If you should make a move and want to change it, press and hold S1 until an 8 appears in digit 2 and reenter your move.

If power is switched off to clear for a new game, wait about five seconds before switching the power back on to allow the reset capacitor to discharge.

The computer will castle whenever it can do so legally if there is no better move available. It moves the rook internally but does not, however, display the move. Instead, it indicates the king's move in the display.

You can castle in two steps. To do so, when it is your turn to move, enter the command mode and delete the rook you wish to use. Then reenter the rook on its new square. Press S1 to obtain an 8 in the display. Then move the king in the normal fashion, as your move. Bear in mind that the computer will accept an illegal move on your part but will not itself make an illegal move. If the computer places you in check, "--" will appear in the display between the "from" and "to" square displays. If you checkmate the computer, the




Fig. 7. Photo shows prototype unit disassembled. Keyboard fits in grooves over batteries. Battery charger plug is in rear panel.

CHESSPiece IDENTIFICATION TABLE

	KING
	QUEEN
	BISHOP/BLACK
	KNIGHT
	ROOK
	PAWN
	INDICATES COMMAND MODE
	LEVEL SELECT MODE
	YOU ARE IN CHECK (APPEARS BETWEEN FROM AND TO)
	NO PIECE ON SQUARE SELECTED
	STANDARD FORMAT
	ENTRY MODE
	FIND MODE
	DELETE MODE
	INDICATES COMPUTER IS READY FOR YOUR NEXT MOVE

display will give you the number of moves made in the game.

If you are able to promote one of your pawns, you must delete it from the board and reenter the new piece before moving it to the last rank. You can select the highest piece captured by the computer but not higher. (You cannot have more than one queen, two rooks, two knights, and two bishops on the board at any one time. If you select a captured bishop, make sure that it is the correct one for the color of the square onto which it is to be placed.)

The desired piece is entered on the square from which the pawn was deleted in the following manner. Press first the square on which the piece to which the pawn is to be promoted was located at the beginning of the game and then the square from which the pawn was deleted. (This will not affect a piece on the square first pressed when the game is resumed.) The symbol of the piece (see table of piece symbols at left) to which the pawn is to be promoted will appear in the display.

If the computer moves one of its pawns into your back rank, and its queen has been captured, it will automatically promote the pawn to a queen. If its queen has *not* been captured, you must promote the pawn to its (computer's) next highest available piece, in the same manner as promoting your own piece.

The Computer Chess game does not automatically perform the rarely used *en passant*. To perform such a pawn capture, you must enter the command mode and make the proper moves.

Final Assembly. After checking out the system, mount it in an enclosure like that shown in Fig. 7. The electronics pc assembly can be covered by a 1/8" (3.2-mm) sheet of red acrylic plastic to allow the red seven-segment LED display to be seen. Switches S2 (power) and S1 (go) also mount on this acrylic panel. Secure the battery holder to the bottom plate under the keyboard assembly. Then drill a hole in the rear panel to accept the selected battery charger's plug, and mount its jack at this location.

Check the nickel-cadmium cells (C or sub-C size) you plan to use to determine their maximum charging rate. Just about any wall-type calculator charger capable of delivering 6 to 12 volts *dc* can be used. Measure the output voltage from the charger and, using the maximum charge rate for the NiCd cells, calculate the value of the required resistor. You can determine the resistor's value by dividing the measured output voltage from the charger (minus about 10% to be on the safe side) by the maximum charge-rate current specified on the cells.

If you prefer to have the Computer Chess game powered from the ac line only, simply substitute a well-regulated 5-volt *dc* supply capable of delivering a minimum of 100 mA.

In Conclusion. The Computer Chess game is an excellent chess-learning tool for the beginner and a challenge for those who already know how to play chess but need an opponent. ◇

AM-BROADCAST stations are about to undergo a massive change. During the summer of 1979, assuming the FCC comes to a final decision by then, many AM stations in your area will begin broadcasting in stereo.

AM stereo is not new. In 1925, WPAY (New Haven, CT) made the first wireless stereo transmissions by broadcasting from two separate AM transmitters on two different frequencies. In the mid-1950s, a small number of stations expressed renewed interest in AM stereo by experimenting with AM and FM simulcasting. Historically, then, two separate receivers were needed to obtain stereo audio. With the new systems proposed to the FCC and detailed here, a single AM-stereo transmitter and a single AM-stereo receiver are needed. The transmitted AM-stereo signal is also mono-compatible.

The Contenders. There are five AM-stereo system designs presently before the FCC, proposed by Belar Laboratories, Harris Corp., Kahn Communications, Magnavox, and Motorola. Each system has its own unique method for generating stereo signals.

The *Belar* system amplitude modulates the carrier with $L + R$ information and frequency modulates the carrier with $L - R$ information, using 320-Hz frequency deviation and 400- μ s preemphasis. The *Harris* system employs quadrature modulation with a reduced $L - R$ component, which is equivalent to L and R modulation of two carriers separated in phase by 30° . The *Kahn* system uses independent-sideband (ISB) modulation to force the modulated envelope to carry L and R information. *Magnavox's* system utilizes simple $L + R$ amplitude modulation with $L - R$ phase modulation of the carrier with 57° phase deviation. Finally, *Motorola's* system, like the *Harris* system, employs quadrature modulation, but it predistorts the entire signal, not just the $L + R$ sidebands, to force the modulated envelope to carry the $L + R$ information.

Each of the proposed AM-stereo systems is compatible with the mono receivers currently in use. Compatibility with present-day mono envelope detectors and good stereo performance have been the major hurdle for the proponents of AM stereo. The challenge has been met with some success.

Some common features and methods appear in each of the proposed AM-stereo systems. All process the audio

AM STEREO

SOON ON THE AIR?

Five proposals for AM stereo systems are being considered by the FCC. One may be on the air in 1979, revitalizing AM broadcasting


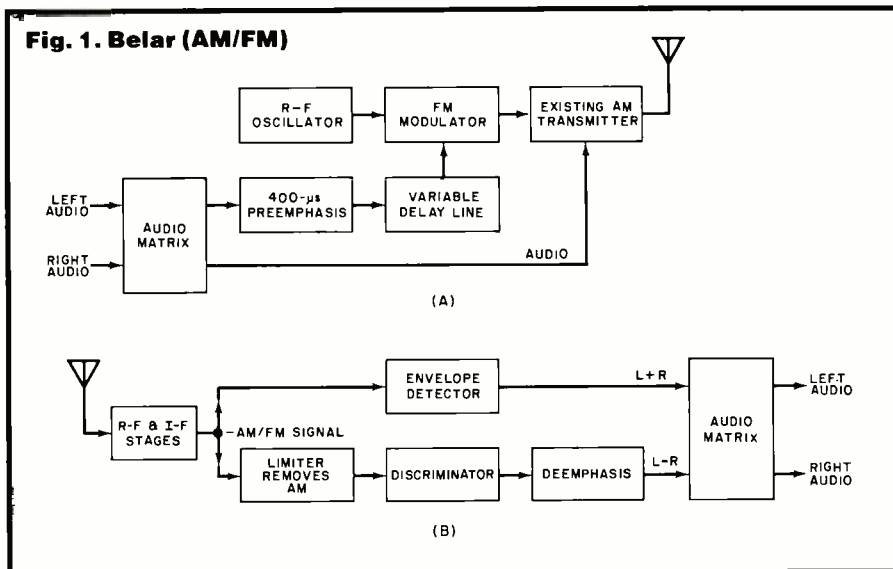
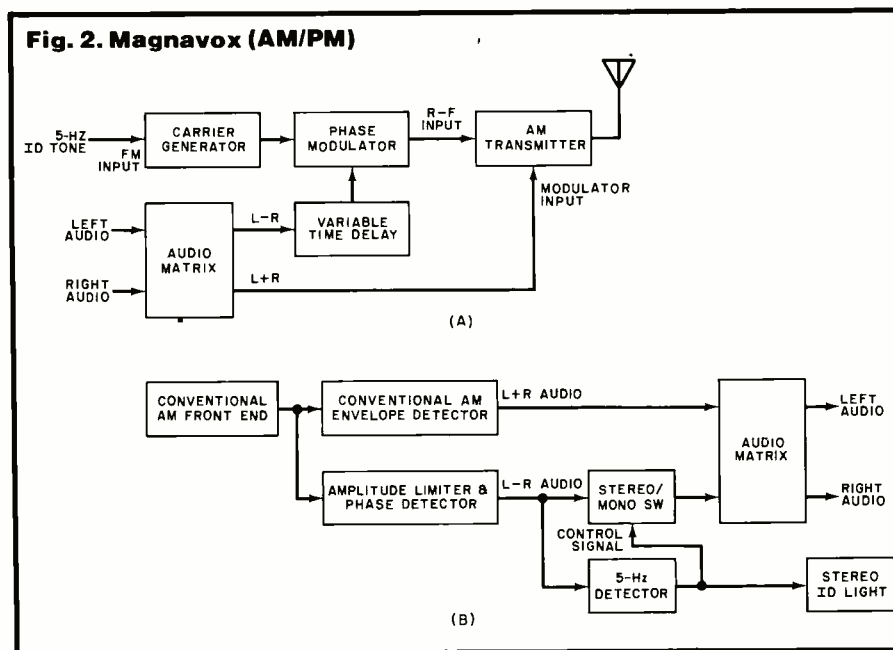


Fig. 1. Belar (AM/FM)**Fig. 2. Magnavox (AM/PM)**

through a matrix for transmission and reception. Each system's stereo generator (similar to those used in FM) combines the two audio channels to give L + R and also subtracts them to obtain L - R signals. The stereo information is transmitted as L + R and L - R information. The AM-stereo receivers then demodulate the carrier and derive the L + R and L - R signals. Once again, the signals are passed through an audio matrix to obtain independent left- and right-channel signals.

Except for the Belar system, all of the proposed AM-stereo systems incorporate a low-frequency stereo-identification tone. The frequency of the tone varies from system to system. Magnavox uses a 5-Hz tone, while the other systems' tones are in the range of 15 to 25 Hz. The tone is placed on the L - R

channel signal and is designed to turn on a stereo indicator in the receiver and possibly to activate an automatic stereo/mono switching system. The ID tone could also be used to carry low-speed digital data, such as station identifications, which could appear on a numeric display in the receiver.

To preserve audio separation, each system employs time-delay networks in the L + R or/and L - R paths. A finite time delay exists between the r-f section and the modulator section of a standard broadcast transmitter. A delay network establishes the correct time relationship between the transmitted L + R and L - R signals for channel separation.

System Details. So far, we have enumerated only the similarities between the various competing AM-stereo

systems. Now let us look at the individual systems in brief detail.

Belar (AM/FM). This system uses AM/FM techniques for modulation. The L + R audio component is applied to the modulator stage of the transmitter and amplitude modulates an FM carrier (Fig. 1A). This allows current mono receivers to detect L + R audio and makes the Belar system mono-compatible.

To generate the stereo part of the signal, the L - R information from an audio matrix is applied to a 400-μs preemphasis network and a time-delay network that, in turn, frequency modulates the carrier. Peak deviation of the carrier is ± 320 Hz. The FM carrier is then amplitude modulated.

Reception of the Belar signal is perhaps the easiest for the five systems. The i-f output of the receiver (Fig. 1B) is split into two paths. One path goes to an envelope detector that recovers L + R information and the other goes to a hard limiter that strips away all AM components. The limited i-f signal then passes through a frequency discriminator that recovers L - R information. The L - R audio must then be deemphasized to cancel out the preemphasis applied at the transmitter. The detected L + R and L - R audio components are then applied to an audio matrix, where discrete left- and right-channel signals are obtained.

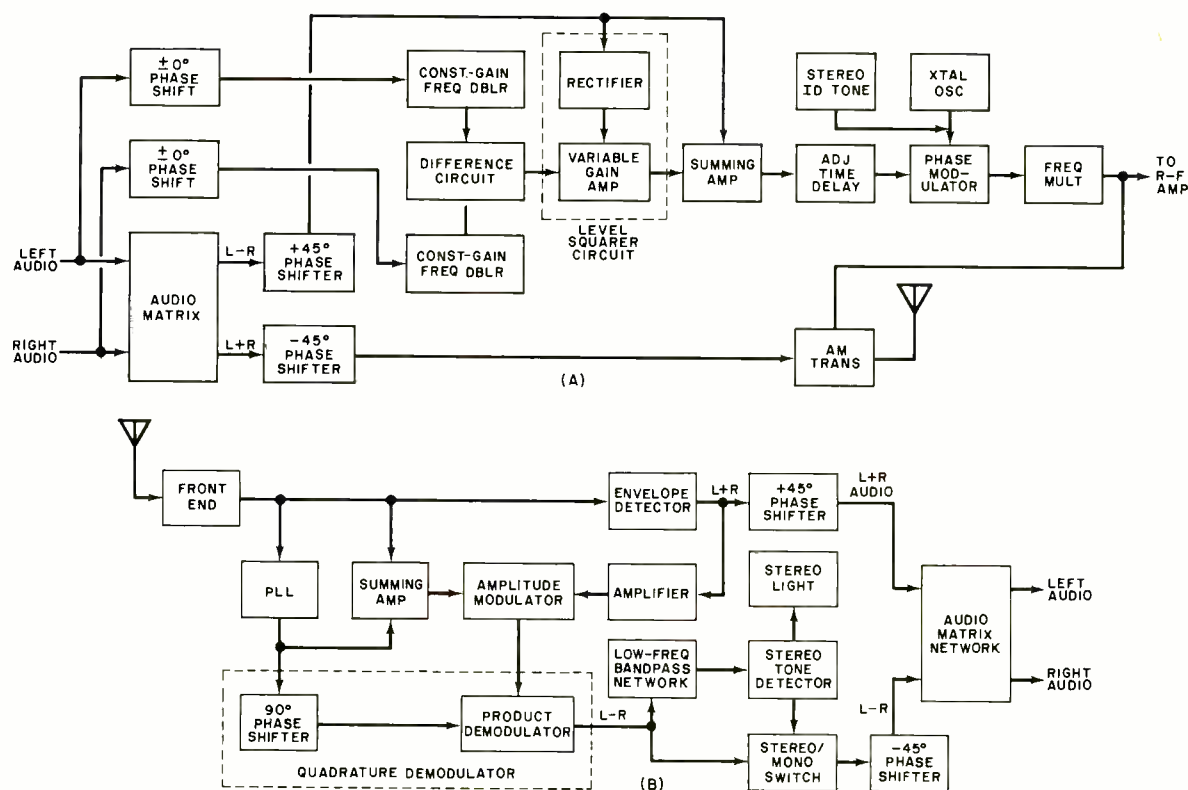
Magnavox (AM/PM). Somewhat similar to that of Belar, in this system, the L + R information amplitude modulates the carrier and the L - R information phase modulates the carrier (Fig. 2A). The phase variation of the carrier is held to a peak of 57° . The FM carrier is then amplitude modulated.

Reception of the AM/PM signal is illustrated in Fig. 2B. The i-f signal is split into two paths, one of which goes to an envelope detector to recover the L + R information and the other goes to a limiter to eliminate AM components. A phase detector is then used to recover the L - R audio. The recovered L + R and L - R signals are combined in an audio matrix to yield independent left- and right-channel stereo signals.

Kahn (ISB). In this independent-sideband (ISB) modulation system, the left-channel information appears on the lower sideband and the right-channel information appears on the upper sideband. This system predistorts the entire signal to force the envelope to carry L + R signals for mono compatibility.

As shown in Fig. 3A, the left and right audio channels are applied to a matrix.

Fig. 3. Kahn (ISB)



The L + R signal goes to a -45° phase-shift network and is applied to the audio inputs of a standard transmitter. The L - R information passes through a $+45^\circ$ phase-shift network. At this point, the L + R and L - R signals are 90° out-of-phase with each other. The L - R component feeds a summation network and controls an agc circuit. A variable time-delay network is inserted in the output of the summation amplifier to equalize the delays between the L - R and L + R signal paths.

The output of an oscillator that operates at a submultiple of the standard broadcast transmitter's frequency is applied to a phase modulator. The L - R audio signal from the time-delay network is then applied. The PM signal is brought up to the carrier frequency by a frequency multiplier. The PM carrier is then routed to the transmitter.

Kahn discovered that a further improvement in channel separation was possible by adding a second-harmonic phase-modulated component. Independent left and right audio signals are routed through differential phase networks with zero relative phase. The second-harmonic component is obtained from constant-amplitude frequency doublers, the outputs of which are applied to a difference network, followed by a level squarer.

The level squarer is essentially an agc

amplifier whose gain is controlled by a sample of the L - R signal. The agc amplifier supplies the proper amount of second-harmonic component to optimize separation. When the audio signals are equal and in-phase, the L - R component is zero and correspondingly reduces the agc's gain to zero. (This would be the case with mono audio.) When both channels are present and in-phase but not equal, the agc amplifier's gain is only partially reduced.

Kahn developed the ISB system with the objective that two ordinary mono AM receivers could be used to receive stereo. One receiver could be used to tune the lower sideband for the left channel and the other to tune the upper sideband for the right channel. Single AM receivers would need only be tuned on-carrier for mono L + R reception.

The ISB signal can also be recovered with a single receiver. Kahn has outlined various ways in which this can be accomplished. One reception scheme incorporates independent i-f stages. Another scheme employs a single i-f section, as shown in Fig. 3B.

Kahn Communications developed one of the first AM-stereo systems. Leonard Kahn petitioned the FCC for adoption of AM stereo as early as 1959. Since then, he has field tested his AM-stereo on WFBZ (Baltimore, MD) and XETRA (Tijuana, Mexico).

Motorola (C-QUAM). Motorola has developed yet another technique for transmitting and receiving AM stereo. Its C-QUAM (Compatible Quadrature Modulation) system is perhaps the most convenient means for transmitting two signals on one carrier. Quadrature modulation is perhaps best known for its application to color television, where two separate color signals are transmitted on a redundant single subcarrier.

To best understand the C-QUAM system, let us first look at an AM-stereo system that uses basic quadrature modulation. (This basic discussion on quadrature modulation also applies to the Harris AM-stereo system, which uses modified quadrature modulation.)

A system for transmitting two signals in quadrature is shown in Fig. 4A. Here, two separate transmitters are fed from a single carrier oscillator, with the phase of one carrier leading the other by 90° . One AM transmitter is modulated with left- and the other with right-channel information. The respective outputs are combined and broadcast by a common antenna. The use of two independent transmitters for generation of quadrature modulation is not necessary for practical applications. At the receiver (Fig. 4B), each carrier is detected to derive the left and right audio channels.

AM-stereo quadrature modulation presents a problem in compatibility with

AM STEREO *Continued*

today's envelope detectors. An envelope detector is a nonlinear device that generates distortion when the quadrature signal contains a significant amount of stereo information. The signal recovered from the mono envelope detector is not the linear sum of L and R and it can also contain a significant amount of distortion (28% maximum). The C-QUAM system attempts to overcome this problem.

In the proposed C-Quam AM-stereo generator (Fig. 5A), the left and right channels are applied to the familiar audio matrix. One carrier is amplitude modulated with $L + R$ audio and another carrier is phase shifted by 90° and amplitude modulated by $L - R$ audio.

The $L + R$ and $L - R$ sidebands from the balanced modulators are combined with the carrier in a summing amplifier. The output of this amplifier is limited to remove AM components. The resultant phase-modulated carrier signal is used in place of the transmitter's crystal oscillator. The $L + R$ information from the matrix is applied to a time-delay network and then to the transmitter.

The C-QUAM system overcomes the mono envelope-detector distortion problems associated with conventional quadrature modulation. The C-QUAM system inherently generates distortion products when it amplitude modulates the PM carrier. These distortion products cancel quadrature distortion in an envelope detector if they are received in the same relative phase and amplitude relationships. This design philosophy has two shortcomings. First, it places critical phase and amplitude requirements on the receiver's i-f section. Secondly, the generated distortion products that cancel the mono envelope detector's distortion appear in the stereo receiver. These distortion terms must be

Fig. 4. Basic Quadrature Modulation

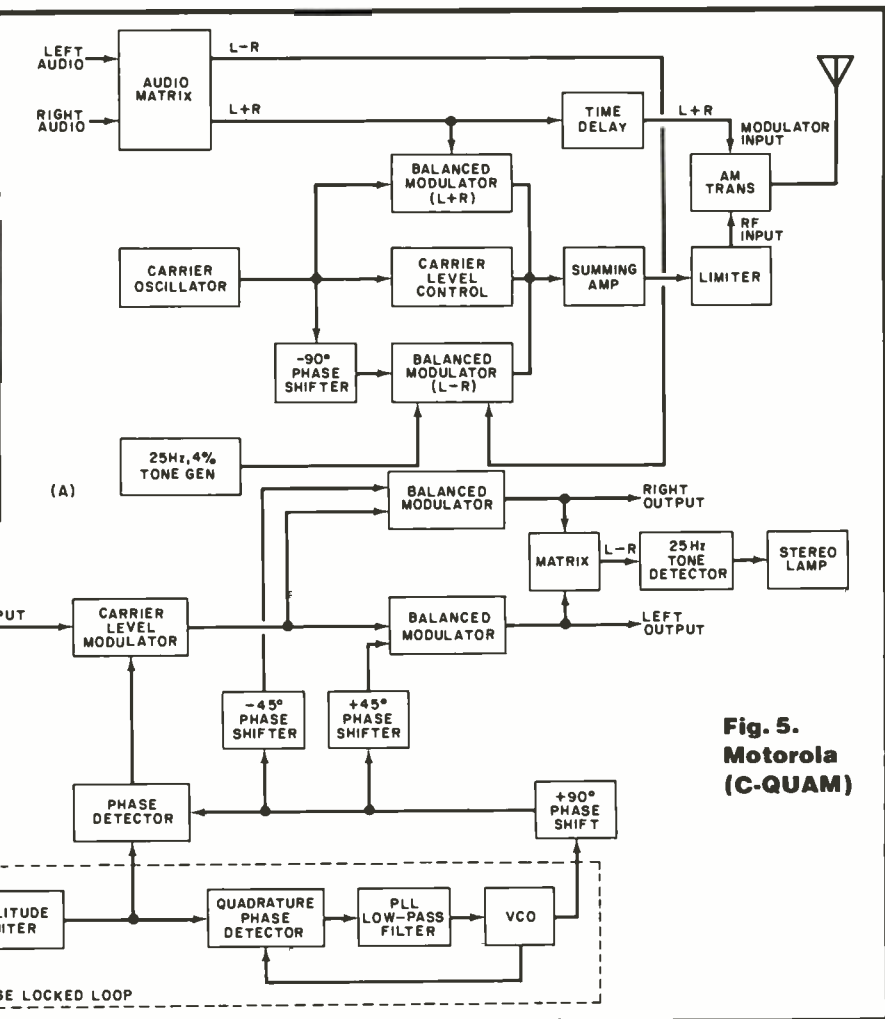
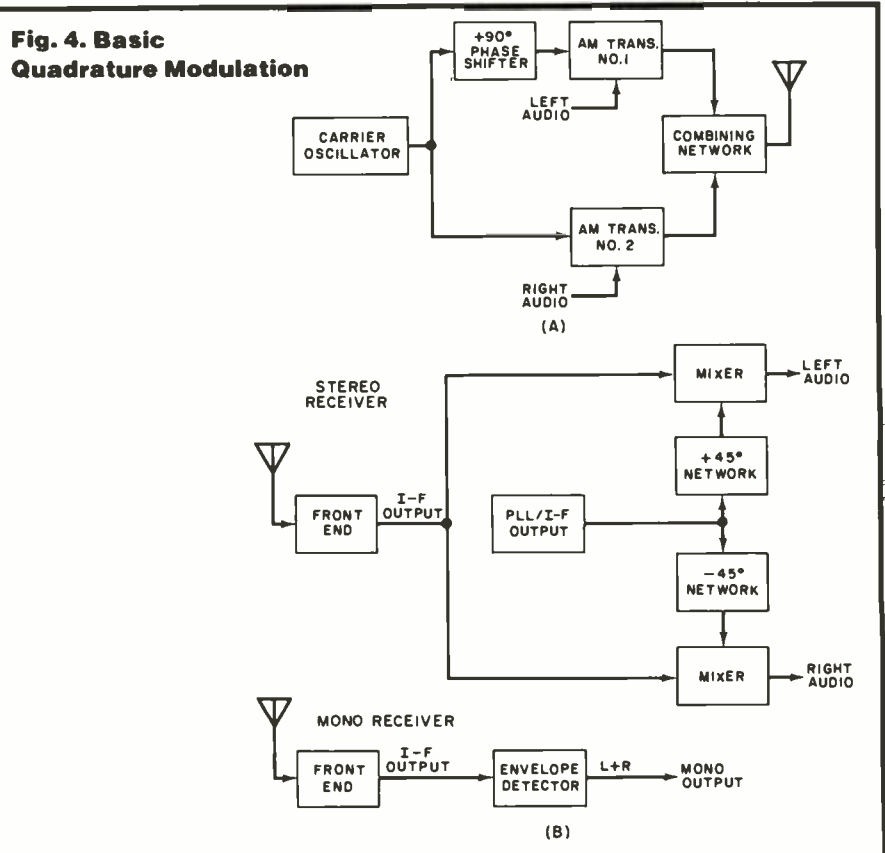


Fig. 5. Motorola (C-QUAM)

corrected, for which processing circuits are required in every C-QUAM receiver.

The C-QUAM AM-stereo signal can be received by using synchronous detectors, as shown in Fig. 5B. The receiver's i-f is applied to a carrier level modulator and an amplitude limiter. A voltage-controlled oscillator (vco) is locked in-phase with the i-f carrier. The outputs of the vco and limiter provide input signals for the phase-detector circuit. The phase detector and the necessary low-pass filter keep the vco locked in phase quadrature with the i-f carrier signal.

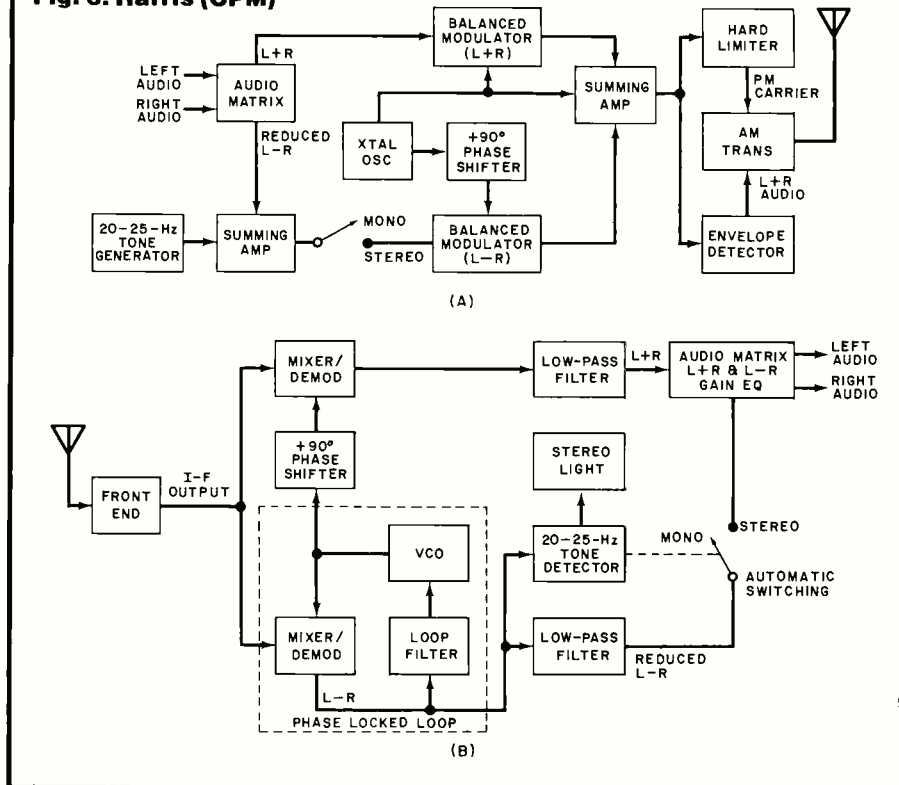
The vco's output is shifted 90° to provide a signal that is in-phase with the receiver's i-f signal. The phase-shifted vco signal is used with a signal from the amplitude limiter to feed the phase detector, which, in turn, drives the carrier level modulator. The carrier level modulator is simply a multiplier that converts the C-QUAM i-f signal to a quadrature i-f signal. The left and right signals can be recovered by synchronous detectors. The synchronous detectors (balanced modulators) are supplied with the quadrature i-f signal and i-f carrier generated by the vco and shifted by $\pm 45^\circ$.

The left and right outputs of the balanced modulators can be routed to the audio amplifier. To recover the stereo identification signal, sample left and right signals are matrixed together. The matrixed L - R signal feeds a 25-Hz tone detector. The stereo ID tone then turns on a stereo indicator in the receiver and would possibly operate a stereo/mono switch in the input to the audio amplifiers.

Harris (CPM). The Harris Compatible Phase Multiplex (CPM) system is a linear-additive quadrature modulation scheme. The CPM system amplitude modulates two carrier signals separated in phase by 30°. The left-channel signal amplitude modulates a carrier that lags the transmitted resultant by 15°, and the right-channel signal modulates a carrier that leads by 15°. These two signals are linearly combined (added) to form the CPM signal. This makes Harris' the only proposed linear system.

One method of generating the CPM signal is illustrated in Fig. 6A. An audio matrix produces L + R and reduced L - R components. A low-level, low-frequency stereo ID tone is inserted in the L - R component in a summation amplifier. The 20-to-25-Hz tone is used only for AM stereo signaling purposes. The tone is not heard in mono receivers because it is in the L - R channel only. It will not be heard with stereo receivers because it appears out-of-phase on the

Fig. 6. Harris (CPM)



two channels and cancels out in the listening environment. Hence, little or no filtering is required in stereo receivers.

The L - R component is applied to a balanced modulator along with a +90° phase-shifted carrier. The L + R information is also applied to a balanced modulator along with a normal carrier. The outputs are summed with the proper amount of carrier to produce the CPM signal. The low-level CPM signal could be transmitted as if it were followed by a linear amplifier. However, the interface requirements with current AM transmitter prohibits this.

To interface with current AM transmitters, the CPM signal is separated into envelope and phase-modulated components. An envelope detector derives L + R information from the CPM signal that is applied to the audio input of the transmitter. The CPM signal is also processed through a hard limiter to remove the AM component and yields a PM carrier signal that is used in place of the crystal oscillator in the transmitter.

The reduction in gain in the L - R quadrature channel is the key to providing compatibility with mono receivers and envelope detectors. When the CPM stereo signal is received on a mono receiver using an envelope detector, some distortion (typically 0.5%) results due to the presence of quadrature sidebands. If the L - R quadrature component were

not reduced in transmission, the distortion would be about 11%.

Stereo receivers for the Harris CPM system will use synchronous detectors, rather than envelope detectors, to obviate any distortion in the stereo and mono modes. Such a stereo receiver is detailed in Fig. 6B, which illustrates one of the several ways to recover the CPM signal. Unlike the case for the four other receivers, the CPM receiver does not require the more costly front ends with equal amplitude and phase characteristics to receive low-distortion stereo.

The receiver's i-f signal is first applied to a synchronous detector. The detector serves two purposes. First, it works as a phase detector for the phase-locked loop made up of the loop filter and vco. The vco is locked to the i-f and oscillates 90° out-of-phase with the incoming i-f signal. Secondly, the balanced modulator directly demodulates the quadrature L - R part of the signal. The vco's output signal is shifted 90° and used to demodulate the in-phase L + R component of the signal. Low-pass filters remove all carrier frequency components from the output of the detectors. The L + R and L - R signals are combined in a simple audio matrix to recover independent left and right channels. Amplitude equalization of the reduced L - R component also occurs in the matrix.

The stereo ID tone can easily be re-

J&R BLANK TAPES & ACCESSORIES
AT WHOLESALE PRICES!

**BLANK TAPES
CASSETTE TAPES**

Ampex Grand Master I C-60	\$2.14
Ampex Grand Master I C-90	\$2.79
BASF Studio C-90	\$2.69
BASF Professional II or III C-90	\$2.29
Maxell UD C-90	\$1.51
Maxell UD C-90	\$2.54
Maxell UDXL I or II C-60	\$2.47
Maxell UDXL I or II C-90	\$3.47
Scotch low noise C-90 / 3 pk	\$4.99 for 3
Scotch Master I C-90	\$2.84
Scotch Master II or III C-90	\$3.29
Sony Ferrichrome C-90	\$3.58
TDK SA C-60	\$3.18
TDK SA C-90	\$3.18

REEL-TO-REEL

Maxell UD 35-90 1800 ft.	\$5.48
Maxell UDXL 35-90 1800 ft.	\$6.62
Maxell UD 35-180 3600 ft.	\$14.70
10% 1	
Scotch 212 1800 ft.	\$4.35
Scotch 207 1800 ft.	\$5.19
TDK L-1800 1800 ft.	\$5.22

Minimum Order 12 Tapes — 100% Guaranteed.

CARTRIDGES
audio-technica

AT 20 SLA	\$119.00
AT 15 SA	\$82.50
AT 14 SA	\$46.50
AT 12 SA	\$34.90
AT 10	\$12.00

SHURE

V15 TYPE IV	\$89.90
V15 TYPE III	\$63.50
M95ED	\$26.50
M91ED	\$21.00
M24H (QUAD)	\$36.50
M70EJ	\$9.90

PICKERING

XUV/4500 (QUAD)	\$66.00
XSV/3000	\$45.95
XV15/750E	\$30.00
XV15/625	\$20.98
XV15/400E	\$17.95

HEADPHONES

PIONEER

SE 200	\$19.95
SE 505	\$46.70
SE 4	\$33.70
SE 600	\$39.95
SE 700	\$59.95

KOSS

PRO 4 AA	\$37.05
PRO 4 AAA	\$45.00
HV/1	\$26.97
HV/1LC	\$35.97
PHASE/2+2	\$93.00
TECHNICIAN/VFR	\$48.00
K/6A	\$14.97

PICKERING

HP-400	\$24.95
HP-414	\$35.97
HP-424	\$59.95

GA-7 \$41.90

HOW TO ORDER: For shipment within 48 hours, send money order or certified check. Two weeks delay on personal checks. Please add \$3.50 per order for shipping & handling. \$5.50 for orders outside U.S.I. N.Y.S. residents add tax. No C.O.D.'s. All merchandise 100% guaranteed, brand new & factory fresh.

J&R MUSIC WORLD

33 Park Row, Dept. PE, N.Y.C. 10038 (212) 732-8600

WRITE FOR FREE CATALOG

CIRCLE NO 28 ON FREE INFORMATION CARD

SPEAKER INFORMATION KIT.



Get 70 pages of speaker facts in three fact-packed publications.

Speakerlab's Speaker Operating Manual covers everything you need to know to get the best performance out of any loudspeaker, including placement, wire gauges and allowable lengths, amp overloads, room acoustics, L-pad adjustments and impedances.

Our 54-page color catalog covers enclosures, designing your own speakers and driver principles as well as our line of nine easy-to-build speaker kits ranging from a miniature two-way system only ten inches high to a massive all-horn corner system.

"How To Hook Up Your System" spends twelve pages of text and diagrams really explaining system hookup. From where to place your electronics for maximum cooling to the intricacies of installing a cartridge, from eliminating hum to proper record care.

Get all three from the folks who take speaker information seriously...

Speakerlab®
Dept. PE-Z, 732 N. Northlake Way
Seattle, WA 98103

For free, I can really use 70 pages of speaker information from the world's largest manufacturer of speaker kits PE-Z

name _____

address _____

city _____

state _____

zip _____

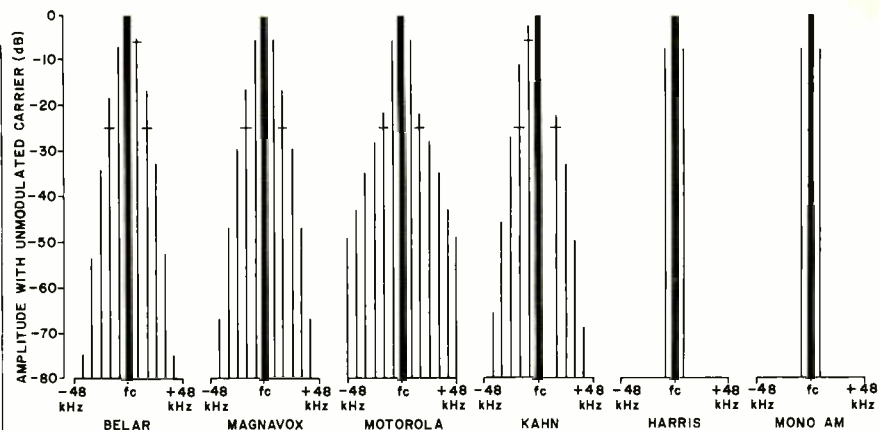


Fig. 7. Transmitted spectra of proposed AM stereo systems. Bar through spectral line indicates point that exceeds existing FCC limits for radiated sideband power.

covered. An L - R sample is applied to a 20-to-25-Hz detector, which turns on a stereo indicator and can activate a stereo/mono mode switch.

Now and the Future. The five AM-stereo systems described here have all been field tested. Each system has its own advantages and disadvantages. In its technical evaluation, the FCC will consider a number of performance factors. Paramount among these will be the amount of increase in occupied channel bandwidth; mono and stereo receiver distortion under skywave, selective fading, narrow bandwidth, and mistuning conditions; and stereo separation, fre-

quency response, and noise under various receiving conditions.

adoption and approval of an AM-stereo system based on these and other criteria could occur as early as the spring of 1979.

While the five contenders have been active in designing, testing, and promoting their systems, receiver manufacturers have not been idle. Several receiver manufacturers, including Pioneer and Sansui, have already recommended to the FCC adoption of the Harris AM-stereo system because of its technical advantages. Most receiver manufacturers, however, are taking few chances and have breadboarded most of the competing systems. The major semiconductor manufacturers are also gearing up for this new market by designing single-chip AM-stereo detector ICs.

AM stereo will do more than just bring to the public a new two-channel sound medium. It will also usher in higher quality of sound than was heretofore generally available with AM, and greater realism through two-dimensional sound reproduction. The new receivers may have a virtually flat audio response out to 10,000 Hz, compared with current AM receivers whose response is often down 20 dB at 5000 Hz.

The automotive market presents the greatest potential for AM-stereo receivers since AM signals now cover areas where FM does not penetrate.

Receiver manufacturers plan to have AM-stereo receivers on the market two to three months after final FCC approval. AM-stereo receiver marketing estimates go as high as \$20-billion to supplement the 425-million mono AM receivers already in use today.

The FCC's decision to adopt AM stereo will undoubtedly have an enormous impact on the radio-listening public. The repercussions are expected to be similar to those at the time the FCC approved color television.

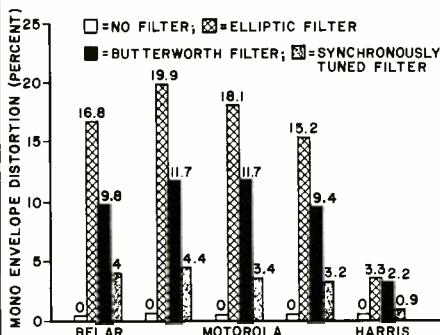


Fig. 8. Monophonic envelope detector distortion through various i-f filters.

quency response, and noise under various receiving conditions.

Other conditions that are certain to come under the FCC's scrutiny include: amount of reduction in mono service area; system implementation into current and future AM receiver designs; and the use of a stereo pilot for indicator lights and/or stereo/mono switching.

System comparison charts and graphs are given in Figs. 7 and 8. Final

Electronics IQ QUIZ

Lamp circuits A and B are electrically identical. Can you determine which lamp in circuit B corresponds with lamp number 5 in circuit A?

1

The lengths of the bars (A-E) represent the resistance values of a group of resistors. If resistors B and D are combined in parallel, which bar would represent the resistance of the combination?

2

Which diode circuit (A-D) does not belong in this group?

3

Can you determine the magnitude of current G leaving the circuit junction?

4

Which of these resistor combinations (A-D) does not belong in this group?

5

If sketch A is the foil side of a pc board, which sketch, B or C, is the reverse, or component, side?

6

What reading is indicated on this kilowatt-hour meter?

7

Match the electronic component symbols (1-3) with their corresponding mechanical analogies (A-C).

8

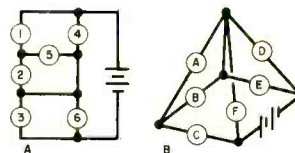
Which electronic component does not belong in this group?

9

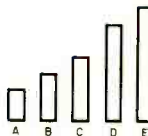
If the first five rows of lamps (A-D) use the binary code (a lighted lamp is a 1) to indicate the numbers in a mathematical series, what number should row E indicate?

10


1



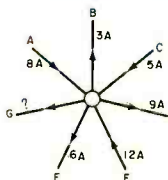
2



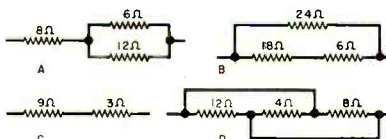
3




4




5




6



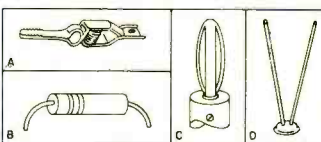
7




8



9




10



(Answers on page 100)

SECURITY FOCUS:

TWO ELECTRONIC SYSTEMS TO PROTECT YOU AND YOUR PROPERTY AN INFRARED INTRUSION SYSTEM

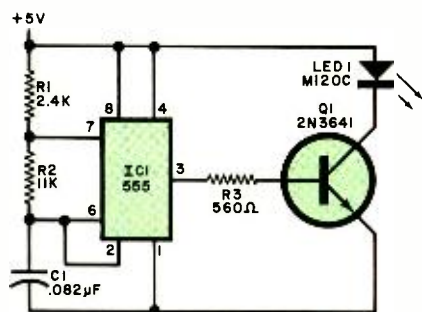


THE INTRUSION system described here uses an invisible infrared-beam design. When aimed across a doorway, window, or other area under surveillance, it is like having an invisible trip wire attached to an alarm system. To prevent intruders from using another infrared light source in an attempt to "fool" the alarm, the system uses a 700-Hz modulation of the invisible surveillance beam. The operating range can be as much as 50' (15.2 m) between transmitter and receiver.

**Modulated invisible light beam...a
protection range up to 50 feet**

Circuit Operation. The infrared transmitter shown in Fig. 1 employs a conventional 555 timer. (IC1) to control Q1, the LED driver, at a frequency of about 700 Hz. Since the waveform is adjusted to be nearly square, the average LED current is about 50 mA. (The LED is on about 0.7 ms and off about 0.7 ms.)

BY HANK OLSON



TRANSMITTER PARTS LIST

C1—0.082-µF disc

IC1—555 timer

LED1—Discrete infrared light-emitting diode (Monsanto MI20C or ME60 or Motorola HEP P2002)

Q1—2N3641 transistor

R1—2400-ohm, 10%, ½-watt resistor

R2—11,000-ohm, 10%, ½-watt resistor

Misc.—Suitable box (LMB 140 or similar); lens; brass tubing; etc.

Note: Four lenses are available for \$5.00 ppd from Hank Olson, P.O. Box 339, Menlo Park, CA 94025.

Fig. 1. Timer drives Q1 to turn on LED in simple transmitter.

The receiver shown in Fig. 2 employs quad operational amplifier IC1, section A of which is used as a high-input-impedance noninverting $\times 31$ voltage-gain amplifier. Phototransistor Q1 is coupled through C1 to the noninverting (+) input of IC1A. Stage IC1B is used as an active bandpass filter whose center frequency is at 700 Hz. This filter has a voltage gain of 10 and a Q of 10 and is tunable to a degree by TUNING control R7 so that its operating frequency can be matched to the frequency of the transmitted signal.

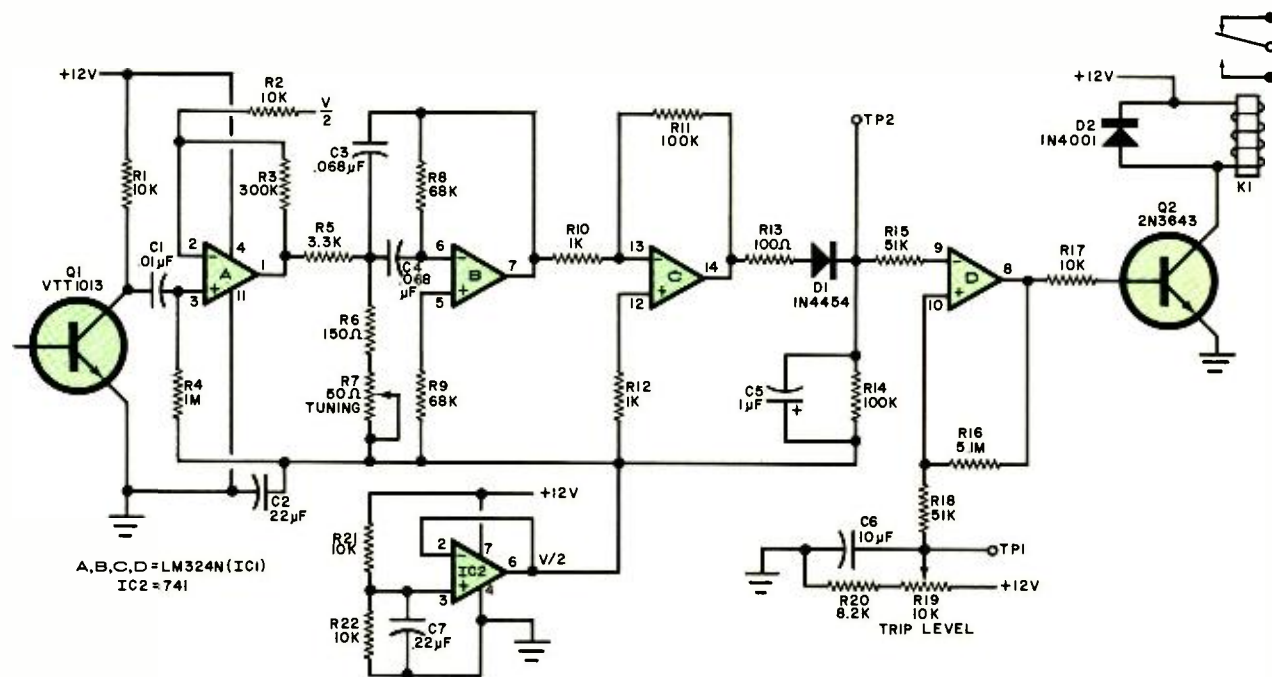
The amplified and filtered signal goes to $\times 100$ amplifier IC1C to produce additional gain. Diode detector D1 and its associated time-constant components convert the 700-Hz ac signal to a dc voltage to drive Schmitt trigger IC1D. The trip level of IC1D can be adjusted via TRIP LEVEL control R19 between +5.5 and almost +12 volts. When the dc voltage at TP2 exceeds the voltage at TP1, the output of IC1D at pin 8 is near zero. When the dc voltage at TP2 is less than the preset voltage at TP1, IC1D's output

is almost +12 volts, at which point, Q2 conducts and energizes K1.

Since IC1 operates with a 12-volt power supply (rather than its normally rated ± 6 -volt supply), IC2 is used to generate V/2 (6 volts) at a low impedance. Note that the output of IC2 is always half the supply voltage, even if that voltage changes slightly. It also supplies V/2 potential at low impedance, without consuming the large amounts of current that would be the case with a resistive voltage divider.

The +5-volt power supply for the transmitter is shown in two versions in Fig. 3. The ac-only version in A employs a simple rectifier/filter and a common three-terminal voltage regulator. The +12-volt ac supply for the receiver is shown in Fig. 4A.

Parts B of Figs. 3 and 4 illustrate an ac plus standby battery supply that automatically switches the transmitter/receiver from line to battery power if the power line should fail or be cut. In the switchover circuits, a simple emitter-follower regulator uses the standby battery



RECEIVER PARTS LIST

C1—0.01-µF disc

C2, C7—0.22-µF disc

C3, C4—0.068-µF disc

C5—1-µF, 15-V electrolytic

C6—10-µF, 15-V electrolytic

D1—1N4454 diode

D2—1N4001 rectifier diode

IC1—LM324 quad op-amp

IC2—741 op-amp

K1—12-volt, 250-ohm relay

Q1—VVT-1013 (Vactec), MRD450 (Motorola), or HEP P0003 (Motorola) phototransistor

Q2—2N3643 or HEP-S30015 transistor

The following resistors are 10%, ½-watt:

R1, R2, R17—10,000 ohms

R3, R11, R14—100,000 ohms

R4—1 megohm

R5—330 ohms

R6—150 ohms

R8, R9—68,000 ohms

R10, R12—1000 ohms

R13—100 ohms

R15, R18—51,000 ohms

R16—5.1 megohms

R20—8200 ohms

R7—50-ohm potentiometer

R19—10,000-ohm potentiometer

R21, R22—10,000-ohm, 1% resistor

Misc.—Sockets for ICs; lens; telescoping tubing; suitable box (Bud AC-429 or similar).

Fig. 2. When the dc voltage at TP2 of IC1D goes low, Q2 conducts to energize K1.





Photo shows author's prototype system with receiver at left. Relay contact ratings will determine type and size of alarm that can be connected. Binding posts are for standby-battery power supplies. Test-point holes are located on top of receiver.

as a voltage reference, which consumes very little current, while the main current is passed through the emitter-follower from collector to emitter. When the ac line fails, the base-emitter junction of the emitter-follower acts as a diode to conduct the required current from the battery to the circuit. In the Fig. 3B power supply for the transmitter, a 5-volt regulator is used after the emitter-follower because of the voltage/frequency sensitivity of the 555 timer. Fuse *F2* and diode *D1* are included in the base circuit to protect against inadvertent battery-polarity reversal.

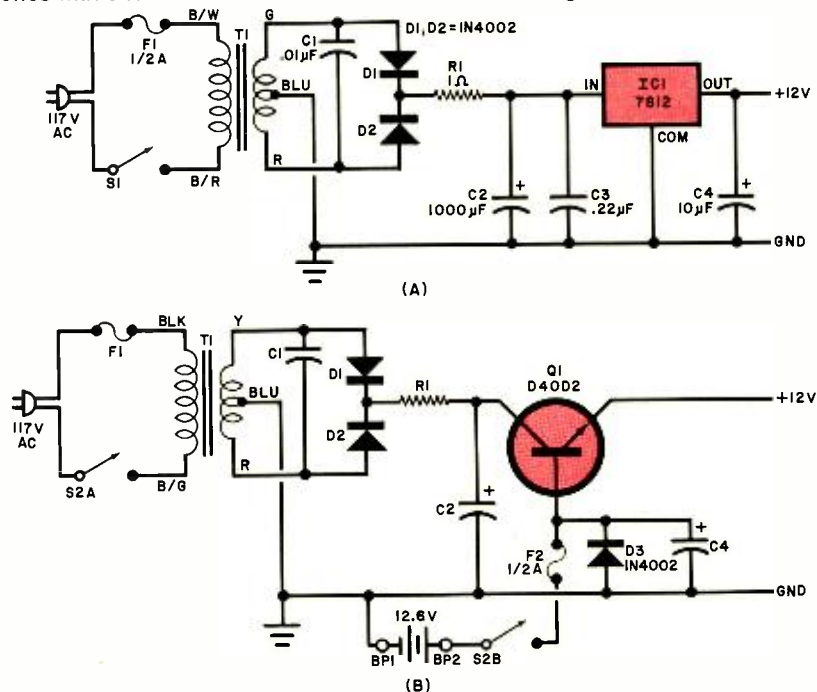
By adding a resistor between the base and collector of the emitter-follower, a float charge can be used by the rechargeable standby battery. The battery manufacturer's charging specifications can be met by varying the voltage of the transformer and the value of the resistor between the collector and base.

Construction. The transmitter and receiver can be assembled as desired on perforated board or small printed-circuit boards of your own design. Mount *LED1* in the transmitter where it can be "beamed" through a lens hole cut into the wall of the box in which the transmitter is housed. Similarly mount *Q1* in the receiver's box so that its sensitive surface "looks" through a lens hole. Details for the lens system to use in both the transmitter and the receiver are shown in Fig. 5. Position a small piece of Kodak Wratten #87 filter between the lens and the phototransistor in the receiver to exclude visible light.

Setting Up. Connect a triggered-

sweep oscilloscope or a frequency counter to pin 3 of capacitor *IC1* in the transmitter. With power applied to the circuit, the measured frequency should be very close to 700 Hz. If it is not, slightly alter the value of capacitor *C1* by adding a low-value capacitor either in shunt or in series with *C1*.

Remove the lenses from the system and aim the LED in the transmitter at the phototransistor in the receiver, spacing the two about a foot apart. Connect a high-impedance multimeter (VTVM, DMM, etc.) to *TP2* in the receiver (Fig. 2) and adjust potentiometer *R7* for a maximum reading on the meter. Connect the

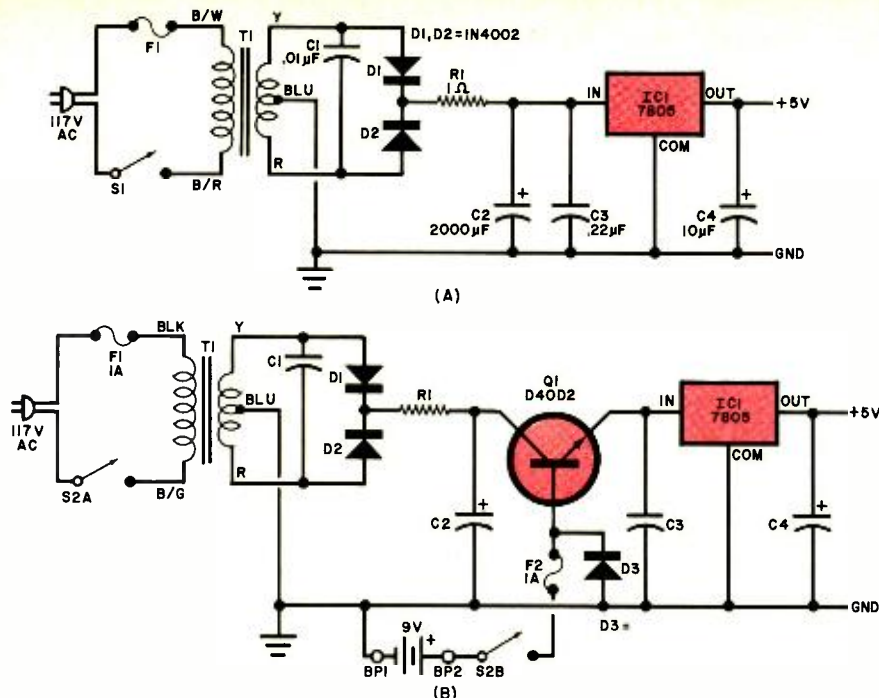


TRANSMITTER POWER SUPPLY PARTS LIST

BP1, BP2—Five-way binding post
C1—0.01-μF, 1-kV disc
C2—2000-μF, 15-V electrolytic
C3—0.22-μF
C4—10-μF, 10-volt tantalum
D1, D2, D3—1N4002 rectifier diode
F1, F2—1-ampere fuse and holder

IC1—7805 5-volt regulator
Q1—HEP S5000 (Motorola) or D40D2 (GE) transistor
R1—1-ohm, 10%, 1/2-watt resistor
S1—Spst switch
S2—Dpst switch
T1—Triad No. F90X transformer.

Fig. 3. Ac-only version of power supply is shown at (A). Circuit (B) has provision for standby battery operation.



RECEIVER POWER SUPPLY PARTS LIST

BP1, BP2—Five way binding post
 C1—0.01-μF, 1-kV disc
 C2—1000-μF, 25-volt electrolytic
 C3—0.22-μF
 C4—10-μF, 15-volt tantalum
 D1, D2, D3—1N4002 rectifier diode
 F1—½-ampere fuse and holder

IC1—7812 12-volt regulator
 Q1—HEP S5000 (Motorola) or D40D2 (GE) transistor
 R1—1-ohm, 10%, ½-watt resistor
 S1—Spst switch
 S2—Dpst switch
 T1—Triad No. F90X transformer

Fig. 4. Ac power supply (A) and battery standby circuit (B).

meter to TP1 and adjust potentiometer R19 for a 6.2-volt meter reading.

Insert the lenses into the transmitter

and receiver and separate the two units by about 10' (3 m). Aim the lensed output of the transmitter at the lensed input

of the receiver and, with the meter connected to TP2, adjust the aiming and lens extension of each unit to maximize the meter reading. Any level at TP2 that is in excess of 6.2 volts set up via R19 should cause K1 to open. You can check this by interrupting the beam with your hand and listening for the click of

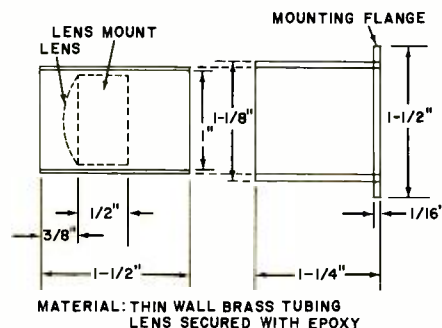


Fig. 5. How to construct the lens systems for receiver and transmitter units.

the relay. This fail-safe approach is used so that an alarm will be powered if the 700-Hz modulated infrared beam is interrupted for any reason.

The system as designed here has been used at distances up to 50' between the transmitter and receiver with the two lenses carefully aligned. This distance should be adequate for most surveillance applications. ◇

BY JOHN HOLLABAUGH

A PORTABLE ALARM FOR SINGLE ENTRIES

Small, battery-operated alarm is sounded by intruder's contact with doorknob.

SILENCE is a primary requirement of a successful burglary. There are many intrusion alarms on the market to break this silence. The one described here is a special-purpose device—a portable door alarm that's especially useful for apartment dwellers or persons

who travel and thus stay frequently at motels or hotels.

The alarm is designed to be hung on the inside doorknob of the entry door. It is tripped by anyone touching the knob or inserting a key. The alarm will sound off even if the would-be intruder wears

rubber gloves. Once tripped, the device cannot be disabled until its reset push-button is pressed.

The advantages of such an alarm are: (1) portability; (2) operation independent of the ac power line; (3) easy construction; and (4) low cost. The alarm can be

SAVE!

MONEY • TIME • FREIGHT

QUALITY STEREO EQUIPMENT
AT LOWEST PRICES

YOUR REQUEST FOR QUOTA-
TION RETURNED SAME DAY

FACTORY SEALED CARTONS—
GUARANTEED AND INSURED

SAVE ON NAME BRANDS LIKE:

PIONEER	SANSUI
KENWOOD	DYNACO
SHURE	SONY
MARANTZ	KOSS

AND MORE THAN 50 OTHERS
BUY THE MODERN WAY
BY MAIL—FROM

illinois audio

12 East Delaware
Chicago, Illinois 60611
312-664-0020

CIRCLE NO. 24 ON FREE INFORMATION CARD

ADVANCED Electronic Music Products....effects devices to

computer controlled modular synthe-
sizers. Select from experimenter's
kits, step-by-step product kits or fully
assembled professional equipment.



FREE
color catalog

RAIA ELECTRONICS, INC.

1020 W. Wilshire Blvd. Oklahoma City, OK 73116

SEND FREE CATALOG TO:

name _____

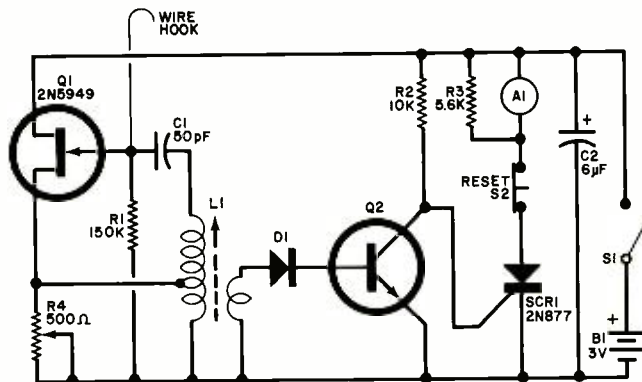
address _____

city _____ state _____ zip _____

RAIA ELECTRONICS, DEPT. P

1020 W. WILSHIRE BLVD., OKLAHOMA CITY, OK 73116

CIRCLE NO. 43 ON FREE INFORMATION CARD



PARTS LIST

- | | |
|--|--|
| A1—1.5-volt buzzer | R2—10,000-ohm, 1/4-watt, 10% resistor |
| B1—Two 1.5-volt cells in series | R3—5600-ohm, 1/4-watt, 10% resistor |
| C1—50-pF disc | R4—500-ohm trimmer potentiometer |
| C2—6-μF, 15-volt electrolytic | SCR1—2N877 or similar 0.5-ampere silicon controlled rectifier |
| D1—Any germanium diode | S1—Spst switch |
| L1—See text | S2—Normally closed pushbutton switch |
| Q1—2N5949 or similar FET | Misc.—Small plastic case; heavy bare copper wire (for hook); machine hardware; hookup wire; solder; etc. |
| Q2—Low-power npn germanium transistor | |
| R1—150,000-ohm, 1/4-watt, 10% resistor | |

Output of Hartley oscillator (Q1) keeps SCR1 from firing until the impedance at R1/C1 is changed by contact with hook and oscillations cease.

powered by two 1.5-V rechargeable batteries, which in the author's experience provide about ten 24-hour days of operation before requiring recharging.

Circuit Operation. As shown in the schematic diagram, the alarm's circuit consists of a Hartley oscillator made up of Q1, L1, R1, and C1. The output of the oscillator is generated across the secondary of L1 and is rectified by D1. The rectified signal is then used to forward bias Q2 so that the transistor's collector-emitter voltage is almost zero. This bias voltage is applied to the gate of SCR1, which, because the gate voltage is very close to the anode voltage, prevents the SCR from firing.

The C1/R1 junction and gate of Q1 represent a high r-f impedance that can easily be changed by the contact of any r-f-absorbing object, such as the human hand. The sensitivity of this reaction is controlled by R4, which is connected across the feedback winding of L1.

When the r-f oscillator is loaded by contact with the "hook" (a short metallic connector to the high-impedance junction), the oscillations cease and remove the positive voltage applied to the base of Q2. When this occurs, Q2's collector goes positive. This voltage is applied to the gate of SCR1 to trigger the SCR into conduction. Current now flows through alarm A1, RESET switch S2, and SCR1. Because SCR1 is powered from a dc

source, it will continue to conduct until the RESET switch is operated to momentarily break the conduction path and turn off SCR1.

Construction. The alarm's circuit can be built on any small perforated board or a printed-circuit board of your own design. Be sure, however, to observe good r-f wiring practice, keeping lead lengths as short as possible. (Almost any AM-broadcast-band transistor-radio coil that has a low-impedance secondary winding can be used for L1.)

The small board, alarm, POWER and RESET switches, and two 1.5-volt cells can be installed in a small plastic box. The hook can be made from a length of heavy bare copper wire, fed through a hole in the box and soldered to the R1/C1-Q1-gate junction.

Checkout. Place the case in a position so that the wire hook is vertical and away from all metal objects. With the power turned on, touch the hook with your hand. This should cause the alarm to sound. When you press the RESET switch (with your hand away from the hook), the alarm should cease sounding. Adjust potentiometer R4 for the desired tripping sensitivity.

The alarm should be used with metal doorknobs on wooden doors. (All-metal doors may present too much of a load for the alarm's pickup.)

POPULAR ELECTRONICS

FREE THE BIG NEW

HEATHKIT[®] CHRISTMAS CATALOG

Over 40 new and unique electronic products in this colorful new catalog plus nearly 400 others — all in easy-to-build, money-saving kit form. Read about all the exciting gifts you can give, OR GET!



NEW! VF-2031 Hand-Held Two-Meter Transceiver. 8-channel simplex with + or -600 kHz offsets giving you a total of 24 transmit and 8 receive channels with only 8 crystals.

NEW! ID-4001 Weather Computer. The first computerized instrument to combine all these important weather instrument functions. Displays time, wind direction and magnitude, indoor/outdoor temperature, barometric pressure, even wind chill factor. Computer memory provides useful storage and recall of data.

NEW! Rack-Mount Stereo Components. A powerful and sophisticated stereo amplifier and an LED output indicator are two new products designed for stylish rack-mounting! Both offer the power, features and value Heathkit hi-fi-equipment is famous for! More to come!

NEW! Digital Readout Car Clock with Trip Timer. Versatile clock/timer shows time in hours and minutes, 24-hour timer that reads to nearest second. Bright, easy-to-read display; low-power circuit that doesn't drain battery.

NEW! Deluxe Dual-Trace Oscilloscope. Low-priced scope features extra-bright traces, selectable triggering, 7-position variable time base, DC to 5 MHz bandwidth.

NEW! RECHARGEABLE Portable Light. Fluorescent light serves as a handy and rugged portable light for outdoor uses. Rechargeable battery power supply for years of dependable, money-saving use!



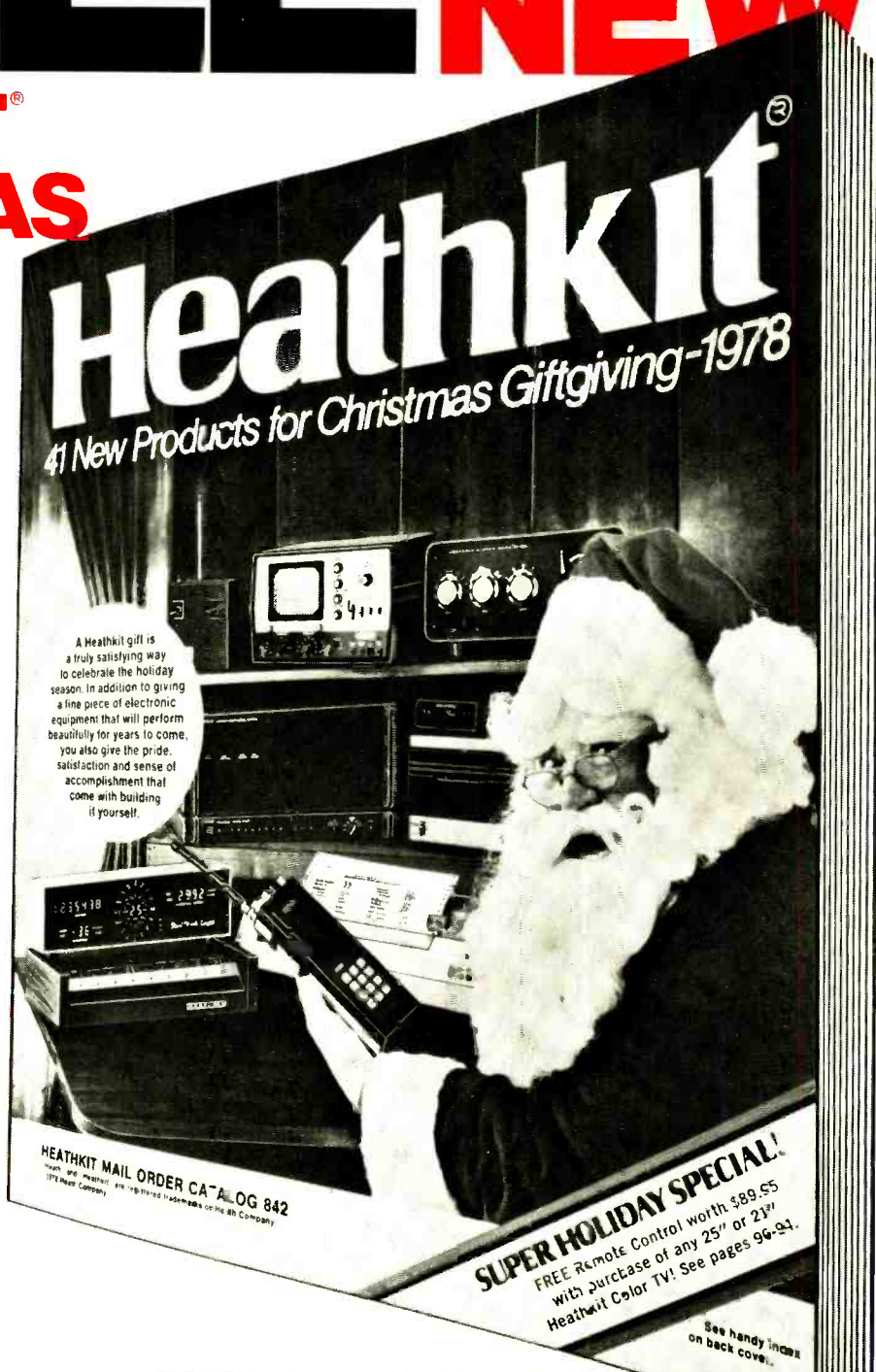
This NEW Heathkit Catalog is yours **FREE!**

**OVER 40 NEW PRODUCTS —
SEND FOR YOUR COPY NOW!**



OR, you can redeem this coupon at your nearest Heathkit Electronic Center where Heathkit products are displayed, sold and serviced. Check the white pages of your phone book for the store nearest you. If coupon is missing, write

Heath Company, Dept. 010-480
Benton Harbor, Michigan 49022



HEATH Schlumberger		Heath Company, Dept. 010-480 Benton Harbor, Michigan 49022		MAIL COUPON TODAY!	
Please send me my FREE Heathkit Catalog. I am not on your mailing list.					
Name _____					
Address _____					
City _____				State _____	
CL-673				Zip _____	



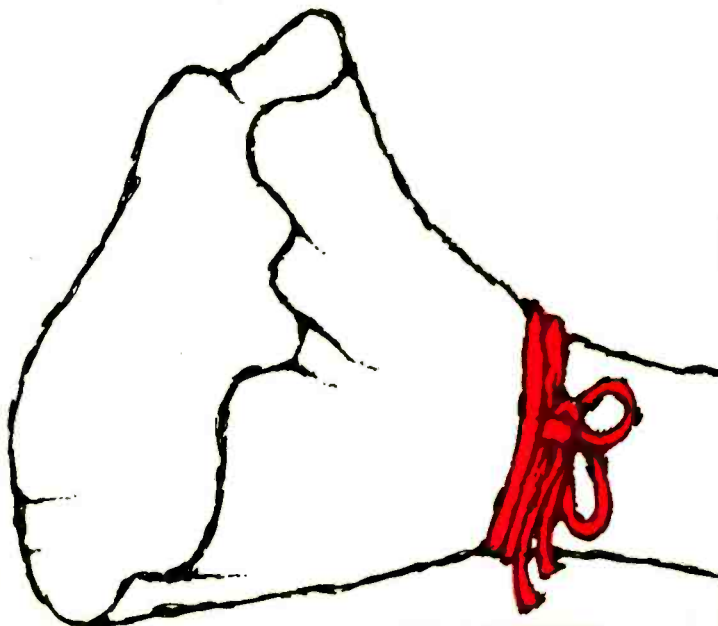
Holiday Season Electronic Gifts PE Editors Wish They'd Receive...

WHAT would you like to receive as Christmas gifts from among the multitudes of electronics products on the market? Posing this question to seven editors and the publisher of POPULAR ELECTRONICS was very revealing.

Like many readers, they own an exceptionally large number of electronics products due to their affinity for all things electronic. So the products they'd like to receive as gifts, whether purchased by a loved one or bestowed upon one's self, were very selective. It was largely influenced by what they already owned, their present activities, and what they would like to get into in the broad field of electronics.

The only condition set down for this informal survey was that their choices be made on the basis of likely monies available to be spent rather than a selection of "dream" products beyond their financial reach. Two choices were permitted for each of the following electronics products categories: Communications, audio, computers, test instruments, miscellaneous (costly), miscellaneous (inexpensive). Duplicated selections are not noted here.

How do your choices compare? To help you drop some pointed, innocent hints to, say, your wife, we've included a sample "What I'd Like As A Gift" form that you can cut out and place in a location that can be seen by your target donor.





Acoustic Research AR-9 Speaker Systems



Yamaha T-2 AM-Stereo FM Tuner



Marantz "Car-420"
In-Dash AM-Stereo
FM-Cassette-Clock



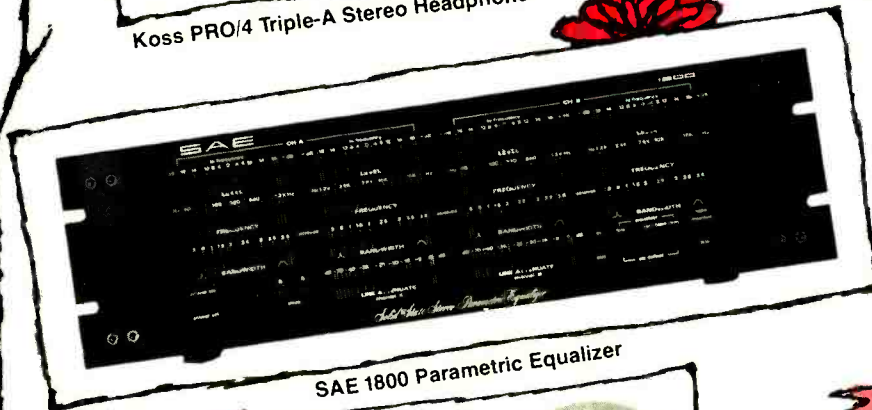
Koss PRO/4 Triple-A Stereo Headphone



Sansui G-9000 AM-Stereo FM Receiver

PLUS OTHER SELECTIONS:

- TEAC A-3340S 4-Channel Open-Reel Tape Deck
- Dual 1246 Automatic Turntable
- Nakamichi 600 II Cassette Deck
- ESS AMT Monitor Speaker Systems
- H.H. Scott 460A Integrated Amplifier
- Marantz 2130 AM-Stereo FM Tuner
- Pioneer Electronics KPH-9000 In-Dash Car AM-Stereo FM-Cassette
- Lafayette "Pip-Speak" Mini Speaker Systems
- Pioneer RT-707 Open-Reel Tape Deck



SAE 1800 Parametric Equalizer



Pioneer CT-F900 Stereo Cassette Tape Deck



Revox B77 Stereo Open-Reel Tape Deck



B.I.C. Indoor Tunable FM Antenna



Panasonic RF-2800 AM-FM-Shortwave
Portable Receiver



American Antenna K-40 Mobile CB Antenna



Hazeltime 1500 Video Terminal

PLUS OTHER SELECTIONS:

- Southwest Technical Products CT-82 Intelligent Terminal
- Heath H36 (DEC Writer II) Printer Terminal
- Processor Technology SOL-20 Microcomputer with Keyboard
- North Star HORIZON Microcomputer with Floppy Disks
- Radio Shack TRS-80 Computer Interface
- Anderson Jacobson AJ841 Printer Terminal
- VideoBrain System 400 Microcomputer
- Netronics 8085 Single-Board Microcomputer with Keyboard
- Axiom EX-820 Print/Plotter
- Helios Disk Drive



Ohio Scientific Challenger IP
Microcomputer with Keyboard



Cobra XLR In-Dash Mobile AM-Stereo FM-40 Ch. CB Transceiver

CHRISTMAS 1978 ELECTRONICS HOPE CHEST

Audio: _____

Communications: _____

Computer: _____


Test Instruments: _____

Others: _____

Stocking Fillers: _____

By: _____

(Signed with a prayer)



Sabtronics 8100 Frequency Counter



Fluke 802A Digital Multimeter



Continental Specialties "Design Mate 4" Pulse Generator

PLUS OTHER SELECTIONS:


- Hewlett-Packard HP-1740A Dual-Trace Oscilloscope
- Phillips PM3214 Dual-Trace Oscilloscope
- Sabtronics 2000 Digital Multimeter
- Optoelectronics CPTO-8000-1 Frequency Counter
- Heath IM-5248 Audio THD Analyzer
- Heath IM-5258 Audio IM Analyzer
- Ivie IE-10A Portable Octave Analyzer



Telequipment (from Tektronix) D66A Dual-Trace Oscilloscope




Texas Instruments Programmable 59 Hand-Held Calculator




JVC HR-3600 Vidstar Video Cassette Recorder with slow-motion and stop

PLUS OTHER SELECTIONS:

- RCA "SelectaVision 400" Video Cassette Recorder
- Sony Betamax Video Cassette Recorder
- Advent Projection TV
- Hewlett-Packard Card-Programmable Desk Calculator with Printout
- Heath OC-1401 Aircraft Navigation Hand-held Computer



General Electric "Widescreen 1000" Projection TV Receiver



Pioneer TVX-9500 TV Sound Tuner

PLUS OTHER SELECTIONS:

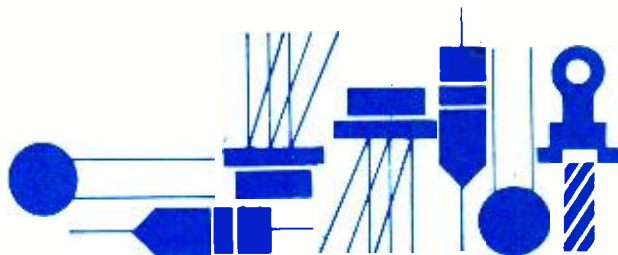
- Panavise Vise with PC-Board Adaptor
- Xcelite "99" Tool Set
- Nye-Viking Speed-X Telegraph Key
- Radio Shack TAD-15 Automatic Telephone Answering System
- Weller Solder Gun
- 1979 Radio Amateur's Handbook
- 1979 World Radio Handbook
- Reference Data For Radio Engineers book
- Ungar "Controlled Solder Station"



OK Machine & Tool Manual Wire Wrapper



Wahl "Iso-Tip" Cordless Solder Iron



Solid State

By Lou Garner

HOLIDAY PROJECTS

WITHOUT question, the most precious gifts are those with a personal touch. For example, hand-crafted bookends express one's feelings much better than a mass-produced set from a department store. With this thought in mind, last December's column was devoted to simple circuits suitable for hobbyist gift projects. The reaction was surprisingly positive in the form of reader correspondence and phone calls. Such an enthusiastic response demands an encore. So for this Holiday Season, another visit to our treasure trove of useful circuits!

A relatively new device from Texas Instruments, Inc. (Box 5012, Dallas, TX 75222) offers some exciting possibilities for simple gift projects. Identified as the type TL489C Analog Level Detector, the inexpensive IC consists of five comparators and output drivers along with a reference voltage network in a single 8-pin plastic miniDIP.

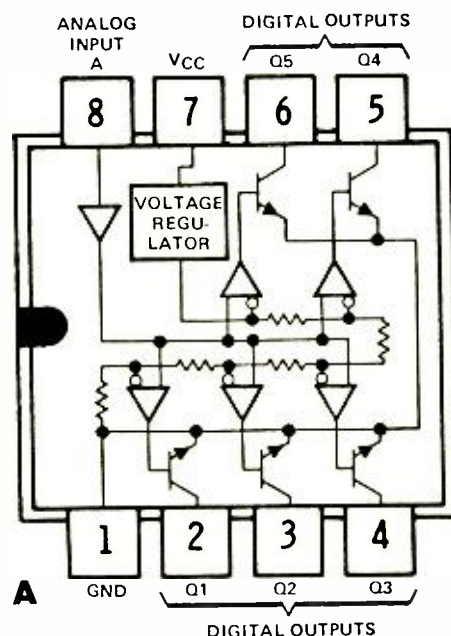
Referring to the block diagram and function table given in Figs. 1A and 1B, respectively, the TL489C accepts a positive analog dc input signal at terminal A (pin 8) and switches open collector outputs Q1 through Q5 (pins 2 to 6) from high to low levels in steps with an increasing input voltage. Initially, all outputs are high (i.e., switch open). When the input voltage increases to a nominal level of 200 mV, Q1 switches to low (that is, on or conducting).

Afterwards, Q2 switches low when the input is raised to 400 mV, Q1 remaining low. Next, Q3 switches low when the input is raised to 600 mV, and so on, until all five outputs are low with an input of 1000 mV (or 1 volt). The input level can be increased up to a maximum of 8.0 volts without damage, but there will be no further change in the outputs. If the input voltage is lowered, however, the reverse action will take place. Here, Q5 returns to a high state when the input voltage drops to approximately 800 mV. This is followed similarly by Q4, Q3, Q2, and Q1, as the input voltage is decreased to near zero. Each output can withstand up to 18 volts, sinking up to 40 mA, and is thus capable of driving LEDs, low-power incandescent lamps, sensitive relays, Sonalert alarms, and power transistors as well as all standard logic families (TTL, CMOS, etc.). The device has an (analog) input impedance of approximately 100,000 ohms, and is suitable for operation on dc sources of from 10 to 18 volts.

The TL489C is especially designed to detect and indicate analog voltage levels. It may be combined with suitable sensors or controls and, where appropriate, other circuit elements such as power transistors, op amps, logic gates, or transducers in a wide variety of industrial, scientific, consumer, and automotive applications. It also can be used in simple measuring instruments, automatic controls, timers, games, and alarms. The only real limits to its range of practical applications are the imagination and skill of the circuit designer. Among the scores of potential gift projects for the TL489C are such items as soil moisture indicators for amateur gardeners; temperature range

indicators; controls and alarms for tropical fish fanciers, budding chemists, chefs, or serious photographers; simple battery or continuity testers for home handypersons and mechanics; visual and audible action toys for the younger set; family games; and simple light organs for audio enthusiasts and musicians. Basic application circuits for the TL489C are shown in Figs. 2 and 3.

Depending on the source of the dc analog voltage, either of the circuits illustrated in Fig. 2 can be used as a coarse indicator of temperature, moisture, battery voltage, audio signal level, continuity (resistance), or control potentiometer position. Referring, first, to Fig. 2A, the TL489C is used to drive standard incandescent lamps. Shunt "keep alive" resistors are connected to ground from each output (Q1 to Q5) to maintain small currents through each lamp while "off," thus avoiding



B

INPUT A (NOM)	OUTPUTS				
	Q1	Q2	Q3	Q4	Q5
<≈ 200 mV	H	H	H	H	H
≈ 200—≈ 400 mV	L	H	H	H	H
≈ 400—≈ 600 mV	L	L	H	H	H
≈ 600—≈ 800 mV	L	L	L	H	H
≈ 800—≈ 1000 mV	L	L	L	L	H
>≈ 1000 mV	L	L	L	L	L

Fig. 1. Block diagram (A) and function table (B) of Texas Instruments' TL489C.

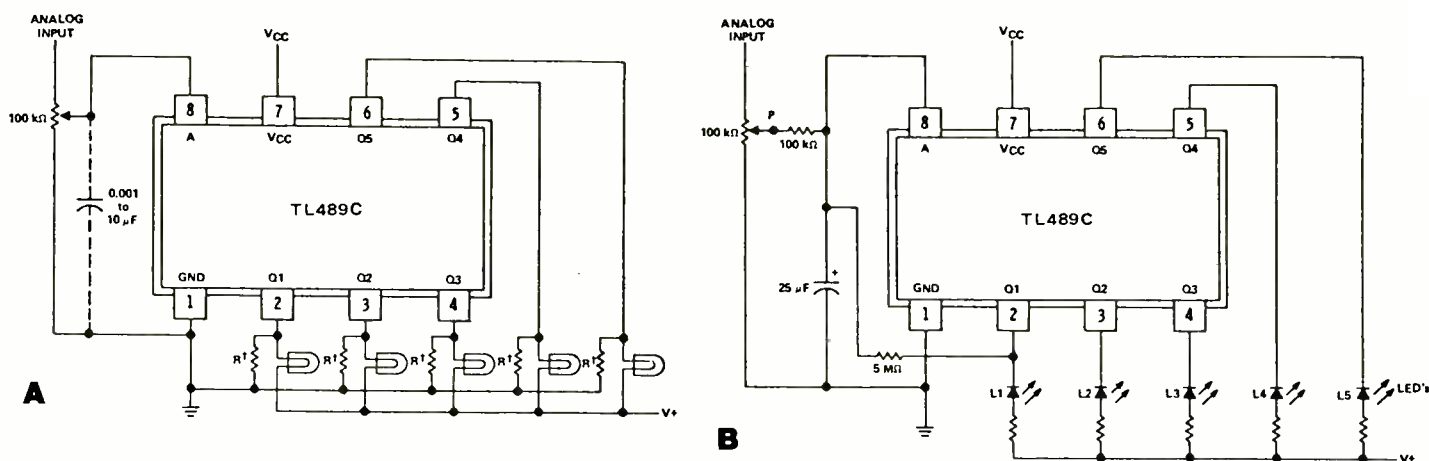


Fig. 2. TL489C level indicators: with incandescent lamps (A); with LEDs (B).

the high inrush currents which occur when voltages are first applied to cold lamp filaments. The resistance values required will depend on the source voltage and on the characteristics of the lamps used.

Owing to the device's high input impedance, an input bypass capacitor may be needed in some applications to prevent false operation by noise signals. As indicated, the value of the bypass may range from as little as 0.001 μ F to as much as 10 μ F. In the second circuit, Fig. 2B, LED output indicators are used, each with a suitable series resistor to limit its maximum current to safe limits, depending on the source voltage. If desired, different types (and colors) of LEDs may be used for each output, with the corresponding series resistor value adjusted accordingly. The second circuit has another interesting feature. Note that Q1's output is returned to the analog input through a simple RC network. This arrangement causes LED L1 to flash periodically when the input level at point P is below 200 mV.

Either circuit can be used as a temperature indicator by connecting an appropriate thermistor (serving as a sensor) between the analog input terminal of the input potentiometer and a positive dc source voltage. The potentiometer is then used to adjust the resulting instrument to cover the desired range within the limits established by the thermistor's characteristics. As the temperature increases above the minimum preset value, one or more lamps will be turned on.

If a soil moisture indicator is preferred—a nice gift for the amateur gardener—the analog input terminal should be connected to a spike probe, with a second probe connected to a positive dc source through a series current limiting resistor. For consistent test results, the two probes should be mounted in a rigid holder to maintain a fixed separation between them. In use, the spike probe assembly is simply pressed into the soil to be checked. One or more of the lamps will light, depending on the soil's conductivity (relative moisture content). Since soil conductivity will vary with its mineral content (dissolved salts) as well as with moisture, the potentiometer should be used to adjust the unit's overall sensitivity for local conditions.

Replace the moisture tester's fixed probe assembly with flexible lead probes and you have a dandy continuity tester for the home handyman or weekend mechanic. If you prefer a simple battery tester as a gift, simply connect a known good cell between the analog input terminal (positive) of either circuit and ground, adjusting the potentiometer until the first lamp lights. If a standard 1.5-volt cell is used for this calibra-

tion procedure, a 3-volt battery (if good) will light two lamps; 4.5 volts, three lamps; 6 volts, four; and, finally, 7.5 volts or more, all five. For your gift, you may prefer to replace the adjustable potentiometer with a fixed resistor voltage divider, providing extra terminals for checking batteries up to, say, 24 volts or more.

A simple, exciting and delightful toy for the younger set may be created using the same basic circuits. Assemble the circuit in a medium-size cabinet or case and provide a large control knob for the potentiometer. Add a battery power supply and spst on-off switch. Use different colored lamps in each position, replacing at least one with a *Sonalert*. Decorate with suitable decals or painted designs and give each item an appropriate label. One lamp, for example, might be marked ROCKET FUEL, another NUCLEAR REACTOR, another SENSORS, another RED ALERT, and so on, with, perhaps, ATTACK ALARM for the *Sonalert* device, MASTER CONTROL for the potentiometer knob, and MAIN GENERATORS for the power switch. If desired, two or more circuits could be assembled in a single cabinet, with a combination of slide and rotary potentiometers for the "controls." Sparked by their own imagination, most youngsters could spend many happy hours playing "space wars" or other games with such a toy. But make sure you have an ample supply of replacement batteries!

Additional TL489C application circuits suitable for gift projects are illustrated in Fig. 3. The first, Fig. 3A, employs standard logic to develop an output control voltage for an alarm or other purposes if the analog input voltage either drops below or exceeds preestablished limits. Here, only three of the device's five outputs are used. Outputs Q1 and Q3 are low and output Q5 is high (that is, LEDs L1 and L2 are on, L3 is off) as long as the analog input voltage is at its nominal center value but below its maximum limit.

If the input voltage drops a little, but is still above its minimum value, L2 may turn off, but L1 will remain on and there will be no alarm signal for the on gate. Similarly, if the input voltage goes above its nominal center value, but remains below its maximum limit, both L1 and L2 will remain on and L3 off with, again, no alarm output from the OR gate. If the analog input voltage drops below its minimum limit, however, Q1 and Q3 will go high and L1 and L2 will turn off. With Q1 high, though, the OR gate's output will go high to provide the required alarm control signal. On the other hand, if the input voltage exceeds the maximum limit, Q1, Q3 and Q5 all will go low, all three LEDs will be on, and the low at Q5, applied to the OR gate input through an inverter, will cause the OR gate's

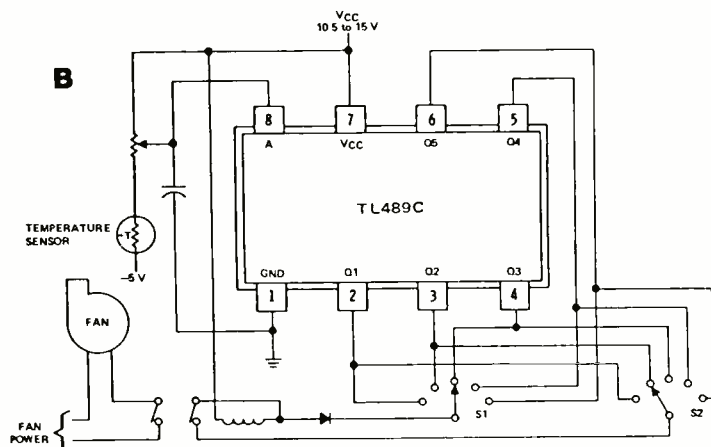
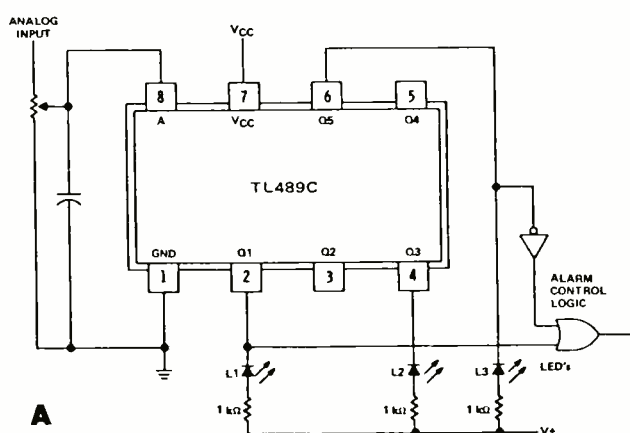


Fig. 3. Three level indicator (A) has alarm logic; control circuit (B) with selectable hysteresis.

output to go high. Again, this will develop a signal to activate the alarm.

Depending on the type of sensor used to develop the analog input voltage, this circuit can be used in burglar and fire alarm systems; in level alarms for water, fuel, or other tanks; in over/under range temperature alarms, in humidity control alarms; in hydraulic or air pressure alarms; or, for that matter, in any system requiring that an alarm or other action be initiated whenever a physical or ambient condition exceeds a predetermined value range. It may be used in such household projects as temperature alarms for hair dryers, soldering irons, photographic chemical baths, or tropical fish tanks, in humidity alarms for basements or home greenhouses, in

"low-level" warning alarms for household fuel or water tanks, or even in "too dry" alarms for lawns or indoor plants, as well as in dozens of other useful gift projects.

Using a dpst relay instead of digital logic, the circuit shown in Fig. 3B differs from the one just examined. It is basically an electronic limit switch, acting either to switch on or shut off an electrical, electromagnetic, or electromechanical device whenever the analog input voltage is outside the preset, (but adjustable) limits. With the arrangement shown, the circuit responds to temperature changes, switching the blower fan on when the thermistor sensor temperature reaches a given level and off when that temperature drops below a second level. For other applications, the blower fan might be replaced by a pump, heater, lamp, horn, solenoid valve, or other device, and the thermistor by a photo-resistive cell, varistor, humidity detector, semiconductor pressure transducer, or other sensor, depending on the response characteristics needed.

In operation, switch S1 selects the temperature at which the blower fan is turned on, while S2 sets the temperature at which it is switched off. Initially, of course, the relay is open, the blower fan off, and all Q outputs are "high." As the thermistor temperature rises, the analog input voltage increases and Q1, Q2 and Q3 go "low" in successive order. With the switch positions shown, current can flow through the relay coil and isolation diode when Q3 goes low. The relay closes, switching the blower fan on. As the thermistor cools, Q3 will go "high," but relay current continues to flow through the second set of contacts and Q2, which is still "low," and the relay is held closed. Only after the thermistor has cooled enough for Q2 to go "high" does the relay drop out, switching off the blower fan and re-establishing the initial conditions.

The difference between the "turn on" and "turn off" temperatures is the *hysteresis* of the circuit. In terms of the analog input voltage, this can be as little as 10 mV when S1 and S2 are both set to the same "Q" output, to as much as 1000 mV (or 1.0 V) when S1 is set to Q5 and S2 to Q1. The input potentiometer determines the circuit's overall sensitivity and, therefore, the *actual temperature* at which initial operation occurs, regardless of the switch positions (within the limits established by the thermistor characteristics, naturally). Where other types of input sensors are used, hysteresis limits may represent two different pressures, liquid levels, humidity conditions, light intensities, line voltages, sound levels, wind speeds, weights, or other parameters rather than temperature.

Timers make excellent off-beat gifts. They are good to have in many types of games (chess, for example) and, in addition, can be used by housewives, photographers, and amateur

TapeTalk® MAGAZINE

for your

TRS-80

TapeTalk™, a truly unique publication for the first generation of computer pioneers, is a bi-monthly "magazine" exclusively for the TRS-80 system.

All on cassette—just load it in.

We are dedicated to the premise that you deserve the full potential from your TRS-80.



TapeTalk
P.O. Box 54014
San Jose CA 95154

Please enter my subscription to TapeTalk for:

☐ 1 year-U.S. \$30.00 ☐ 2 years-U.S. \$54.00
☐ C.O.D. ☐ Visa ☐ Master Charge

Card#

Exp. Date

Signature

Name (print)

Address

City State

Zip Code Phone

Call TOLL FREE - 1-800-835-2246

*TRS-80 is a product of Radio Shack, div. Tandy Corp.

Field Service Technicians

We have immediate openings for people with technical training and one or more years of experience in the maintenance and repair of electronic equipment. These positions require travel ranging from a few days to several months at a time. Duties will involve using your technical knowledge and the latest test equipment to troubleshoot, diagnose and repair a broad range of sophisticated PABX and central telephone office equipment.

We offer excellent starting salaries and company benefits. If qualified, please send complete resume including salary history to Tom Edmison, ITT Business Communications Division

2000 S. Wolf Rd., Des Plaines, Illinois 60018.

ITT Business Communications Division

An Equal Opportunity Employer, M/F

CIRCLE NO. 60 ON FREE INFORMATION CARD

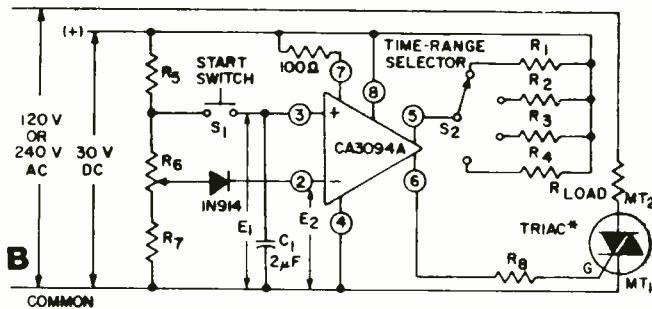
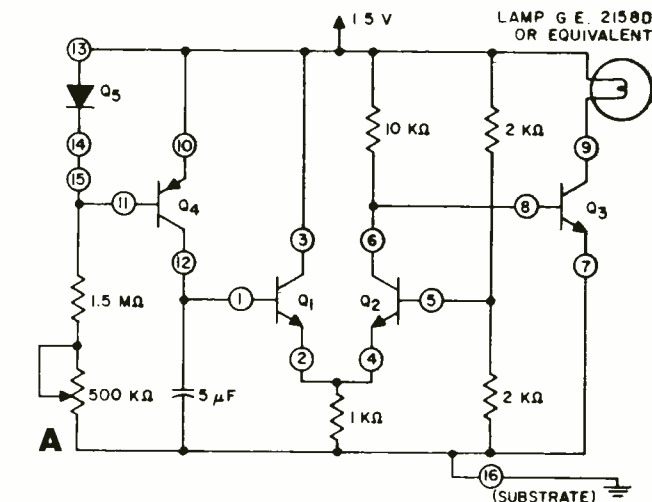


Fig. 4. Two easy-to-make timer circuits:
(A) using five-transistor IC array;
(B) timer can be used to switch ac loads.


chefs, as well as teenagers who overuse the family telephone. Two easy-to-duplicate timer circuits are illustrated in Fig. 4. Both were abstracted from among the dozens of practical circuits described in *Circuit Ideas for RCA Linear ICs*, publication Number 2M1206, a 20-page, booklet issued by RCA's Solid State Division (Box 3200, Somerville, NJ 08876).

Referring, first, to Fig. 4A, all the active solid-state devices required for this simple 10-second timer are contained in a single CA-3096 five-transistor array. Assembled in a 16-pin plastic DIP, the CA-3096 contains three npn and two pnp silicon transistors. Two of the npn transistor elements, Q1 and Q2, are interconnected to form a bistable switch while the third, Q3, serves as a driver for the lamp load. One of the pnp transistors, Q5, is diode-connected and used in the base bias network for the remaining pnp type, Q4. In operation, the 5-μF capacitor is charged slowly through Q4 at a rate determined by the bias potentiometer setting until there is sufficient voltage to trip the bistable switch, Q1-Q2. At this point, Q2 is switched to a high-impedance state and a positive base bias is applied to Q3, permitting collector current to flow through the lamp load, indicating the end of the timed interval.

There is no provision in the original design for resetting this timer circuit except by switching the source power off. If this feature is needed, however, it can be added quite easily by connecting a normally open, momentary-contact, spst push-button switch across the timing capacitor. Depressing and releasing the switch will discharge the capacitor and restart the timing interval. Other modifications may be made for special applications, at the builder's option. If a longer or shorter timing interval is needed, for example, other values can be used for the timing capacitor; a lower value (less than 5 μF) will re-

NOW...

Add-on Mini-Disc for the TRS-80



Dual and triple drives also available.

only
\$399⁰⁰

Requires 16K RAM,
Level II BASIC and
Expansion Interface.

from

PERCOM

PERCOM DATA COMPANY, INC.
Dept. PE • 318 BARNES • GARLAND, TEXAS 75042
Phone: (214) 272-3421
To Order Call 1-800-527-1592

CIRCLE NO. 65 ON FREE INFORMATION CARD

As long as E_1 is greater than E_2 , the amplifier supplies a positive gate voltage to the Triac, holding the device in a conducting or on state and permitting current flow through the load. Capacitor C_1 will slowly discharge through the amplifier's input impedance at a rate determined by the amplifier's input bias. This, in turn, is established by bias control resistors R_1 through R_4 . Once C_1 has discharged to the point where E_2 exceeds E_1 , there is no longer a positive gate voltage applied to the Triac. Consequently, this device switches off. The total time during which the Triac supplies current to the load, then, depends on E_2 's initial value. This, in turn, reflects R_6 's adjustment and the input bias established by bias resistors (R_1 to R_4) selected by TIME RANGE SELECTOR switch S_2 . De-

If you don't feel that you or the recipient of your gift are sufficiently adept at building a project, see the article on page 74 for items the PE editors think would make good gifts. ◇



Name _____
Address _____
City _____ State _____ Zip _____

www.americanradiohistory.com

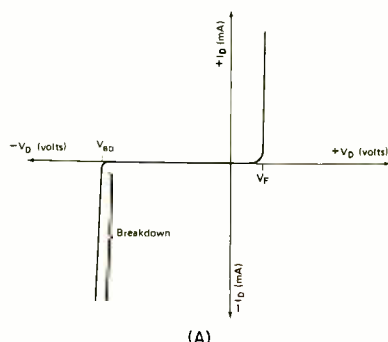


By John McVeigh

HOW TO FIND PIV

Q. I recently bought a batch of surplus diodes, most of them unmarked. How can I determine the PIV of each component without destroying it in the process?—John F. Eldredge, Nashville, TN.

A. The V-I characteristic of a silicon diode is shown in the diagram at A. When the diode is forward biased by a voltage equal to V_F , the diode turns on and conducts heavily. Under reverse bias conditions, current through the diode remains



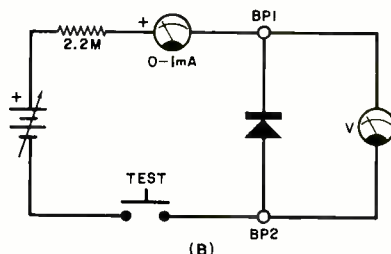
infinitesimal—on the order of nanoamperes—until the breakdown voltage V_{BD} is reached. At that point, the diode “avalanches” into conduction and will destroy itself unless the current through it is limited by an external factor. A silicon diode is rated by a peak inverse voltage (PIV) that specifies the reverse voltage that the diode can withstand without avalanching. Diodes intended for power rectification applications generally have a PIV rating of greater than 50 volts. Some are rated as high as 1000 volts or more. Silicon switching and signal diodes usually have smaller PIV ratings—on the order of 35 volts or so.

The PIV of a silicon diode can be determined nondestructively by using the circuit shown at B. The variable voltage source applies a controlled reverse bias across the diode. As the TEST button is pressed and the supply voltage is increased, the milliammeter and voltmeter should be monitored. At a certain output voltage, the voltage across the diode will no longer continue to rise and the milliammeter will begin to indicate some current through the diode. The voltage as read on the voltmeter is the V_{BD} of

the diode. Use the diode under test only in an application in which it will not be subjected to this voltage. Also, leave a safety margin so that the diode will not be operating near the breakdown point.

The variable power supply shown in the schematic should have a peak output somewhat greater than the expected PIV of the diodes. In the case of power rectifiers, this can be as high as 1000 volts. If you want to test such reverse voltages, **EMPLOY CAUTION!** Never connect a diode to binding posts BP1 and BP2 while depressing S1. Take care when wiring the circuit.

If a variable voltage supply with an adequate range of adjustment is not available, you can use a fixed supply and a potentiometer. Connect the poten-



tiometer across the supply with the wiper to the 2.2-megohm resistor. A potentiometer with a maximum resistance of 50,000 ohms or more will be suitable. Determine the power rating of the potentiometer using the equation $P = V^2/R$ where R is its resistance and V is the maximum output voltage of the supply. Again, take care if you are using an HV supply. Employ only a pushbutton switch or spring-loaded toggle switch (normally open) for S1 that is rated to withstand the peak output of the supply.

DETERMINING COAX LOSSES

Q. I am planning to install a master television antenna system in my home. One problem—I can't find out how to determine coaxial cable attenuation. Is there a formula to determine attenuation per 100 feet (30.5 m) of RG-59/U cable, or any other type of coax?—Charles H. Lake, Jr., Independence, MO.

A. Transmission lines can be described by so-called distributed constants: R ,

the resistance of the conductors in ohms per foot or meter; L , inductance per unit length; G , the conductivity of the insulating dielectric in ohms per unit length; and C , the capacitance between the conductors in microfarads per unit length. Each type of line has its own propagation constant γ equal to: $(R + jL)(G + jC)$. The propagation constant is also expressed as $\gamma = \alpha + j\beta$, where α is an attenuation factor in nepers per unit length (one neper is 0.115 decibels) and β is a phase factor in radians per unit length. We can approximate α as $\frac{1}{2}(R\sqrt{C/L} + G\sqrt{L/C})$ and β as $\omega\sqrt{LC}$ where ω is the angular frequency in radians/second. Thus, if we know the four distributed constants, we can determine the attenuation and phase-shift factors of the line.

However, measuring the distributed constants requires test equipment that most of us don't have. Fortunately, the results of such measurements are readily available. On page 24-41 of Reference Data for Radio Engineers (published by Howard W. Sams & Co.) a comprehensive plot of attenuation of various types of cables in dB per 100' is shown. A similar graph appears on page 93 of The ARRL Antenna Book (published by the American Radio Relay League). The graphs are valid for cable in good condition, cable that has not deteriorated from the effects of the environment. If you don't have either of these books, you'll probably find a copy in any engineering school's library.

Cable losses can be determined empirically in the following manner. Terminate one end of the cable with a carbon resistor whose resistance equals the characteristic impedance of cable. Then, connect a signal generator whose source impedance equals the characteristic impedance of the line to the other end. Adjust the generator so that it produces a convenient output level as measured on an oscilloscope or r-f voltmeter at the frequency of interest.

The vertical bandwidth of the oscilloscope or the response of the voltmeter must be such that the instrument is calibrated at the frequency of measurement. Also, the instrument must be coupled to the line so that it disturbs the conditions on it as little as possible.

Measure the signal voltage at the output of the signal generator and that at the matched termination. The attenuation exhibited by the transmission can then be determined using the formula:

$$A(\text{dB}) = 20 \log (V_{IN}/V_{OUT}).$$

Have a problem or question on circuitry, components, parts availability, etc? Send it to the Hobby Scene Editor, POPULAR ELECTRONICS, One Park Ave., New York, N.Y. 10016. Though all letters can't be answered individually, those with wide interest will be published.

BEST IN NEW ELECTRONICS BOOKS!


- ☐ Digital Interfacing With An Analog World 406 p., 277 il. \$8.95
- ☐ Illus. Dictionary of Microcomputer Terminology 322 p., 150 il. \$7.95
- ☐ How To Design/Build Your Own Custom TV Games 546 p. \$9.95
- ☐ The Complete Handbook of Robotics 364 p., 137 il. \$7.95
- ☐ 24 Tested, Ready-To-Run Game Programs In BASIC 266 p. \$5.95
- ☐ Beginner's Guide to Computers/Microprocessors 308 p. \$6.95
- ☐ Direct Current Motors—Characteristics & Applications \$14.95
- ☐ 303 Dynamic Electronic Circuits 308 p., 303 il. \$6.95
- ☐ How To Design, Build, Test Complete Speaker Systems 336 p. \$6.95
- ☐ Antenna Construction Handbook for Ham, CB & SWL 238 p. \$5.95
- ☐ First Class Commercial FCC License Study Guide 378 p. \$7.95
- ☐ Radar Detector Handy Manual 80 p., 48 il. \$2.25
- ☐ Jap Radio, Record, Tape Player Schem./Swing. Manual #2 \$7.95
- ☐ CBER's Handy Manual of Base Stations 96 p., 55 il. \$2.50
- ☐ The Handbook of Telephones & Accessories. 432 p., 215 il. \$9.95
- ☐ Install Electronic in Cars, Boats, Planes, Trucks & RV's 384 p. \$7.95
- ☐ The BASIC Cookbook. 140 p., 49 il. \$4.95
- ☐ How to Repair Video Games. 270 p., 182 il. \$7.95
- ☐ Beginner's Gde. Designing/Building Trans. Radios 140 p. \$4.95
- ☐ Towers' International FET Selector. 140 p. \$4.95
- ☐ How to Design/Build Electronic Instrumentation. 420 p. \$9.95
- ☐ How to Repair Movie & Slide Projectors. 304 p., 270 il. \$7.95
- ☐ Understanding Sound, Video & Film Recording. 140 p., 74 il. \$5.95
- ☐ Build-It Book of Solar Heating Projects. 196 p., 111 il. \$4.95
- ☐ Hdbk. of Solar Flare Monitoring/Propag. Forecasting. 196 p. \$6.95
- ☐ 57 Practical Programs & Games in BASIC. 210 p., 611 il. \$7.95
- ☐ Hearing Aid Handbook. 432 p., 224 il. \$6.95
- ☐ CMOS Databook. 280 p., 270 il. \$8.95
- ☐ Master OP AMP Applications Handbook. 476 p., 320 il. \$9.95
- ☐ Miniprocessors: From Calculators to Computers. 196 p., 67 il. \$5.95
- ☐ Complete Hdbk. of Public Address Sound Systems. 272 p. \$7.95
- ☐ Modern Transistor Radios. 64 p., 112 il. \$2.50
- ☐ Microwave Oven Service & Repair. 420 p., 210 il. \$8.95
- ☐ Solid-State Motor Controls. 322 p., 162 il. \$6.95
- ☐ Master Handbook of Ham Radio Circuits. 392 p., 301 il. \$8.95
- ☐ Towers' International Transistor Selector. 200 p., 179 il. \$6.95
- ☐ Ham Radio Incentive Licensing Guide. 154 p., 70 il. \$4.95
- ☐ Programming Microprocessors. 280 p., 102 il. \$6.95
- ☐ The "Computer" Book—Build Super Calculators 322 p. \$7.95
- ☐ Master Transistor/IC Substitution Handbook 518 p., 165 il. \$7.95
- ☐ Home-Brew HF/VHF Antenna Handbook. 210 p., 143 il. \$5.95
- ☐ CBER's Handy Manual of SSR. 80 p., 42 il. \$2.25
- ☐ Beginner's Gde. Making Electronic Gadgets. 140 p., 113 il. \$4.95
- ☐ Modern Digital Communications. 308 p., 122 il. \$6.95
- ☐ Microprocessor Progr. Computer Hobbyists 378 p., 219 il. \$8.95
- ☐ Illus. Dict. Broadcast/CATV/Telecommunications. 420 p. \$8.95
- ☐ Linear IC Applications Handbook. 280 p., 183 il. \$6.95
- ☐ Build-It Book of Optoelectronic Projects. 238 p., 175 il. \$5.95
- ☐ How to Use AF & RF Signal Generators. 238 p., 162 il. \$5.95
- ☐ Model Railroad Electronics. 308 p., 218 il. \$5.95
- ☐ The ABC Book of Hi-Fi/Audio Projects. 182 p., 131 il. \$4.95
- ☐ Complete Hdbk. of Electrical/House Wiring. 476 p., 197 il. \$6.95
- ☐ 88 Practical Op Amp Circuits You Can Build. 140 p., 120 il. \$4.95
- ☐ How to Build Metal/Treasure Locators. 140 p., 60 il. \$3.95

SEND NO MONEY! We'll invoice you on 10-DAY FREE TRIAL. Clip entire ad to order. 100% guaranteed or your money refunded.

TAB BOOKS DEPT. PE-128 BLUE RIDGE SUMMIT PA 17214

CIRCLE NO. 57 ON FREE INFORMATION CARD

Use Quick-Wedge to fasten leads, wire in panelights, connect test equipment, install components



They do all that ordinary screwdrivers do, PLUS they hold and start the screw



QUICK-WEDGE 17 sizes

Screw-holding screwdrivers


Unconditionally guaranteed.

BUY A SET TODAY

See your dealer or write to:

Kedman Company, P.O. Box 25667, Salt Lake City, Utah 84125

CIRCLE NO. 30 ON FREE INFORMATION CARD



Experimenter's Corner

By Forrest M. Mims

THE 74154 DEMULTIPLEXER

A MULTIPLEXER, as you'll recall from last month's column, has a set of address inputs that selects one of several data inputs. The logic level at the selected input is then routed to the chip's single output pin. A demultiplexer,

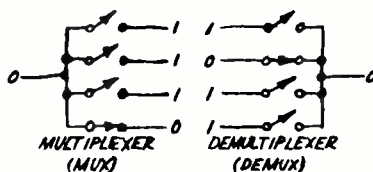


Fig. 1. Comparing multiplexer and demultiplexer.

as you might expect, performs the opposite function. A set of address inputs selects one of several outputs. The binary status of a single input is then steered to the selected output.

Figure 1 will help you visualize the essential difference between a multiplexer (MUX) and a demultiplexer (DEMUX).

Simple 1-of-2 Demultiplexer. Figure 2 shows a simple single-input DEMUX with two outputs and one output select (address) line. The circuit is called a 1-of-2 DEMUX since the logic state of the single input is steered to one of the two outputs at any given time according

to the status of the output select line. The output select line serves the same function as the data select input of a MUX. The logic level at the output select line is called an *address* because each possible output select logic state, in this case 0 and 1, selects one and only one output.

Referring to Fig. 2, assume the data input is low (logic 0). When the address at the output select line is logic 0, NAND gate A is selected and the logic 0 at the data input appears at the A output. The B output remains at logic 1. When the output select address is logic 1, NAND gate B is selected and the logic 0 at the data input is steered to the B output. Next, assume the data input is logic 1. The outputs of both NAND gates will be high no matter which is selected by the output select address.

Try proving this explanation for yourself by following all possible input and address combinations through the circuit. If you need help, Fig. 2 also shows the truth tables for the 1-of-2 DEMUX as well as those of the gates and inverters of which it is composed.

Using Demultiplexers as Decoders. By definition, a logic decoder con-

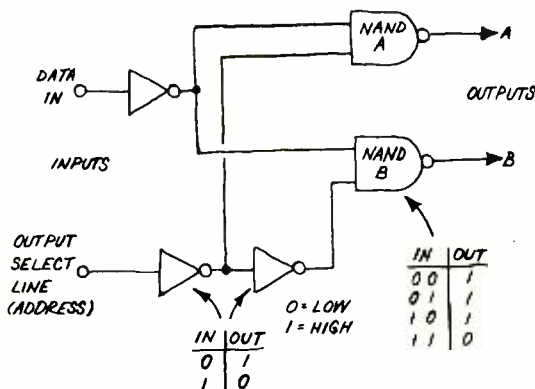


Fig. 2. Logic diagram and truth tables for a simple 1-of-2 demultiplexer.

DATA IN	ADDRESS	OUTPUT A	OUTPUT B
0	0	0	1
0	1	1	0
1	0	1	1
1	1	1	1

verts a binary input into some other number system, often octal, decimal or hexadecimal. A demultiplexer can be easily transformed into a decoder by placing its data input at the low state. This will cause the output selected by the input address to be low while all other outputs are high. If the DEMUX has four address lines and sixteen outputs, applying a sequential binary count (0000, 0001, 0010... 1111) to the address lines will cause the respective outputs to sequentially drop to logic 0 one at a time.

For a better understanding of how a DEMUX can be used as a decoder, mentally assign the data input in Fig. 2 to ground (low). Then label outputs A and B with the *digits* (not bits) 0 and 1. If the outputs are connected to LEDs, the 0 digit LED will glow when the address, which has now become the binary input, is logic 0 and the 1 digit LED will glow when the binary input is logic 1. Demultiplexers have many applications when used as decoders.

Advanced Demultiplexers. You can easily breadboard a working version

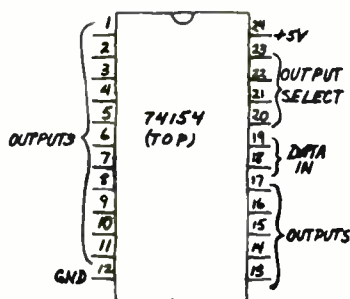



Fig. 3. Pin outline of the 74154 demultiplexer.

of the 1-of-2 DEMUX in Fig. 2. This circuit, however, has relatively limited utility. Fortunately, a number of more versatile demultiplexers are readily available. These include the 74139, 74155 and 74156 dual 1-of-4 and the 74154 1-of-16 demultiplexers. CMOS demultiplexers are also available.

The 74154 Demultiplexer/Decoder. Figure 3 is the pin outline of the 74154 DEMUX. This chip has four address inputs and sixteen outputs. Two data inputs, G1 and G2, are provided. When both data inputs are at logic 0, the circuit functions as a binary-to-hexadecimal, or, as it is also known, a 4-line-to-16-line decoder. Demultiplexing is performed when one input is kept at logic 0.

The world of electronics gee-wizardry



-YOURS FREE.

32-pages of test instruments — from the latest digital multimeters to the famous EICO scopes. Security systems. Automotive and hobbyist products. Kits and assembled. EICO quality. EICO value. For FREE catalog, check reader service card or send 75¢ for first class mail.

EICO 108 New South Road
Hicksville, N.Y. 11801

CIRCLE NO. 66 ON FREE INFORMATION CARD

TAPE DISCOUNTS

Minimum order 10 tapes



AMPEX

CASSETTES

Grand Master C-60	2.99
Grand Master C-90	3.99
C-45 Plus	1.39
C-60 Plus	1.39
C-90 Plus	1.59
C-120 Plus	2.69

8 TRACK

Grand Master 45 8T	2.99
Grand Master 90 8T	3.69
Plus 45 8T	1.29
Plus 90 8T	1.49

BASF



CASSETTES

C-60 Performance	1.10
C-90 Performance	1.99
C-120 Performance	2.99
C-90 Studio	2.99
C-90 PRO II OR III	3.39

8-TRACK

45 8T Performance	1.89
64 8T Performance	2.19
90 8T Performance	2.39

OUR BRAND C-90 CASSETTES, 3 for \$1.59;
40 Min 8TR CART. - 99¢ ea.

LIFETIME PRODUCT GUARANTEE!

ORDER NOW! Orders shipped within 1-3 days.
Please add \$2.00 for shipping and handling per
order. N.Y.S. Res. add sales tax. NO COD'S.
FREE CATALOG!

CONSUMERS CO

P.O. Box 550 Dept. AU-11
Mt. Vernon, N.Y. 10551 Phone (914) 864-2909


CIRCLE NO. 67 ON FREE INFORMATION CARD

HOME COMPUTERS! VIDEO GAMES!

Read BYTE, the leading magazine in the personal computer field, and learn how to construct and/or program your own low-cost computer. Enjoy scores of video display games: Ping Pong, Blackjack, Space War — be captain of the Enterprise and try to out-maneuver the Klingon battle-cruiser!

Home computers are now practical and affordable. Low-cost peripherals mean more hardware and software, more applications! BYTE brings it all to you with monthly issues packed with lively articles by professionals and serious amateurs.

All 6 to 8 weeks for processing. BYTE
Subscription Dept. 800-258-5485



Fill in the coupon today. Read your first copy of BYTE, if it's everything you expected, honor our invoice. If it isn't, just write "CANCEL" across the invoice and mail back. You won't be billed, and the copy is yours.

BYTE Subscription Dept. • P.O. Box 590 • Martinsville, NJ 08836

PLEASE ENTER MY SUBSCRIPTION FOR:

☐ One year \$15 (12 issues) ☐ Two years \$27 ☐ Three years \$39
☐ Check enclosed (entitles you to 13 issues for price of 12)*
☐ Bill Visa ☐ Bill Master Charge ☐ Bill me*

Card Number _____

Expiration Date _____

Signature _____

Name (please print) _____

Address _____

City _____

State/Country _____

Code _____

FOREIGN RATES (To expedite service, please remit in U.S. Funds)

☐ Canada or Mexico \$17.50 — One Year ☐ Two years \$32 ☐ Three years \$46.50

☐ Europe \$25 — One Year (Air delivered)

☐ All other countries except above \$25 — One year (surface delivery)

*North America only

Air delivery available on request.

73C8

CIRCLE NO. 10 ON FREE INFORMATION CARD

(Continued from page 85)

ic 0 and the other used as a data input. When the single data input is at logic 0, the output selected by the address is at

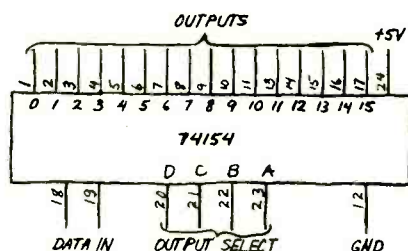


Fig. 4. How pins of the 74154 are organized.

logic 0 and all other outputs are at logic 1. When the data input is at logic 1, all outputs, including the selected one, are logic 1.

Operation of the 74154 is more easily understood by referring to Fig. 4. This figure reveals the 74154 DEMUX to be a mirror image of the 74150 MUX which was the subject of last month's Experimenter's Corner.

A Demonstration Demultiplexer.

Figure 5 is a circuit you can make to demonstrate the operation of the 74154 as a DEMUX. The circuit has no practical applications as shown, but they can be implemented by replacing the data input and/or address switches with logic signals from other circuits.

Binary-to-Hexadecimal Decoder.

A somewhat more practical application

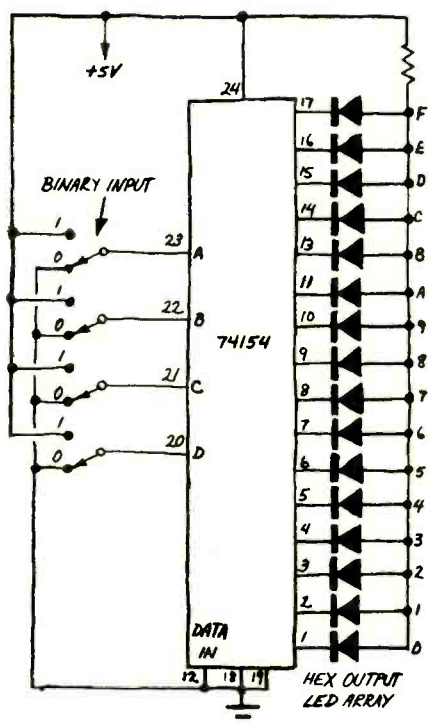


Fig. 6. A 74154 binary-to-hexadecimal decoder.

for the 74154 is shown in Fig. 6. Both inputs of the 74154 are at logic 0 (grounded) to exploit the decoder capabilities of the chip. In operation, a 4-bit nibble at the address inputs is decoded by the 74154. One of the sixteen outputs from the 74154 then goes low while all the others stay high. The LED connected to the low output glows to indicate the de-

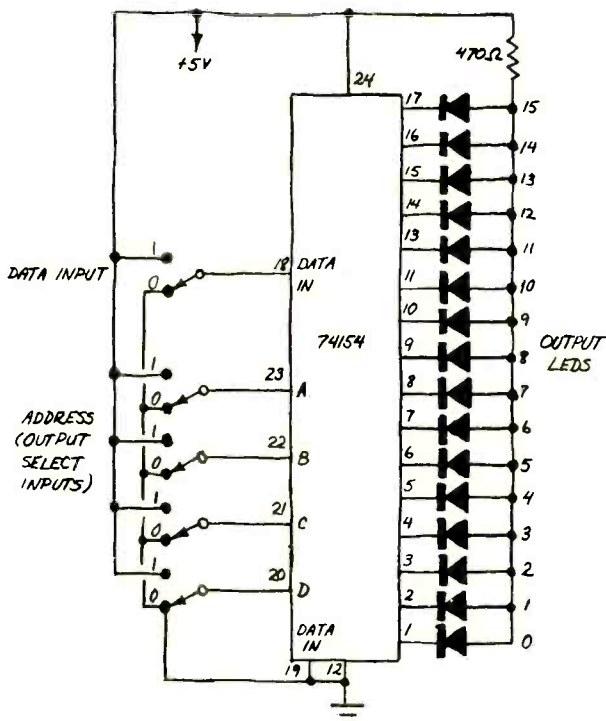


Fig. 5. A 74154 demultiplexer demonstrator circuit.

McIntosh

"A Technological Masterpiece..."



McIntosh C 32

"More Than a Preamplifier"

McIntosh has received peerless acclaim from prominent product testing laboratories and outstanding international recognition. You can learn why the "more than a preamplifier" C 32 has been selected for these unique honors.

Send us your name and address and we'll send you the complete product reviews and data on all McIntosh products, copies of the international awards, and a North American FM directory. You will understand why McIntosh product research and development always has the appearance and technological look to the future.

Keep up to date.
Send now - - -

McIntosh Laboratory Inc.
Box 96 East Side Station
Binghamton, NY 13904

Name

Address

City State Zip

If you are in a hurry for your catalog please send the coupon to McIntosh. For non-rush service send the Reader Service Card to the magazine.

CIRCLE NO. 34 ON FREE INFORMATION CARD

FREE

CATALOG

Audio—Computers
Instruments
Kits & Assembled

COMPUTER
PRODUCTS
CATALOGUE



Southwest Technical Products Corporation
219 W. RHAPSODY
SAN ANTONIO, TEXAS 78216

CIRCLE NO. 55 ON FREE INFORMATION CARD

Put Professional Knowledge and a
COLLEGE DEGREE
in your Electronics Career through

HOME STUDY

Earn Your DEGREE

by correspondence, while continuing your present job. No commuting to class. Study at your own pace. Learn from complete and explicit lesson materials, with additional assistance from our home-study instructors. Advance as fast as you wish, but take all the time you need to master each topic. Profit from, and enjoy, the advantages of directed but self-paced home study.

The Grantham electronics degree program begins with basics, leads first to the A.S.E.T. degree, and then to the B.S.E.E. degree. Our free bulletin gives complete details of the program itself, the degrees awarded, the requirements for each degree, and how to enroll. Write for *Bulletin E-80*.

Grantham College of Engineering
2000 Stoner Avenue
P. O. Box 25992
Los Angeles, CA 90025

Worldwide Career Training thru Home Study
CIRCLE NO. 19 ON FREE INFORMATION CARD

coded number. Although the circuit is a binary-to-hexadecimal decoder, it can convert a 4-bit binary number into its counterpart in any other number system by properly labeling the output LEDs.

Digital Sequencer. Figure 7 shows a circuit which has numerous applications, a digital sequencer. In operation, the 555 clock delivers a train of pulses to the input of a 74193 4-bit counter. The counter outputs are applied to the address inputs of a 74154, and its 16 outputs are sequentially strobed from high to low.

In this circuit, the 74154 is operated as a 4-line-to-16-line decoder, but it can

pulse every 0.05 seconds (50 milliseconds) to use the circuit as a reaction tester. Connect an spst toggle switch and a normally closed pushbutton switch in series between pin 3 of the 555 and pin 5 of the 74193. Have a friend close the toggle switch after a random interval to start the test. As soon as the first LED glows, press the pushbutton to stop the clock. The number of the lit LED indicates your reaction time.

How can you calibrate the circuit to indicate 50 milliseconds per LED? One way is to use an oscilloscope with a calibrated horizontal timebase. Alternatively, use a digital stopwatch and adjust R1

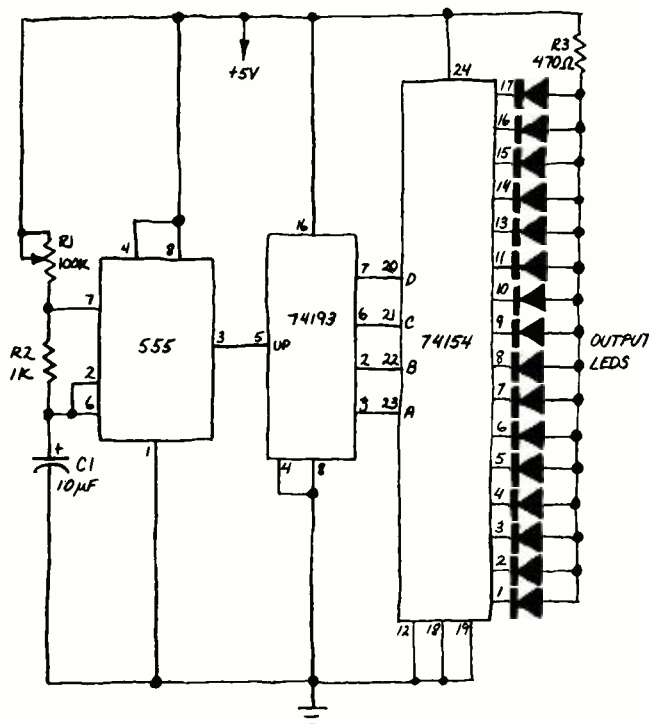


Fig. 7. A 1-of-16 sequencer circuit.

also be used as a DEMUX by disconnecting one of the two data input lines (pins 18 and 19) from ground and strobing it with a logic 0 signal when an output is desired. In either case, the outputs of the 74154 can be used to drive LEDs, relays, transistors or SCRs. They can also be connected to other logic circuits or even other DEMUX chips to provide expanded decoding capability.

If the 555 clock is calibrated to emit pulses at known intervals, the sequencer can be used as a simple clock. Applications include darkroom timing when the clock operates at 1 Hz and timing phone calls when the clock emits one pulse per minute.

Adjust the clock so that it generates a

pulse every 0.05 seconds (50 milliseconds) to use the circuit as a reaction tester. Connect an spst toggle switch and a normally closed pushbutton switch in series between pin 3 of the 555 and pin 5 of the 74193. Have a friend close the toggle switch after a random interval to start the test. As soon as the first LED glows, press the pushbutton to stop the clock. The number of the lit LED indicates your reaction time.

Programmable Sequencer. The 74193 counter has a very useful pin designated CLEAR. Normally this pin is held low by connecting it to ground. If CLEAR goes high, the counter immediately resets or clears to 0000.

This feature makes possible a programmable digital sequencer. Suppose you want to sequence through only the first ten of the sixteen outputs of the 74154. Simply connect the eleventh output to the CLEAR pin of the 74193 through an inverter. As soon as the elev-

enth output goes low, the CLEAR input of the 74193 goes high and resets the counter. The cycle then begins anew at address 0000.

Reader Letters. I would like to thank those of you who have written expressing interest in this column. Your comments and suggestions are often taken into consideration when topics for future columns are selected. If you would like to suggest a topic for the future installment or comment upon a past one, I would appreciate hearing from you. Address your card or letter to Experimenter's Corner in care of POPULAR ELECTRONICS. Unfortunately the volume of correspondence received far exceeds the time available for composing replies. I will, however, attempt to provide a *brief* response to readers who include a stamped, self-addressed envelope.

Some readers have requested schematic diagrams for various circuits they wish to build. If the requested circuit appears to have the potential of wide reader appeal, I will consider developing it for inclusion in a future installment of Experimenter's Corner. Otherwise, time does not permit custom circuit design for individual readers.

Thanks also to the dozen or so readers who caught the major error in Figure 4 of the July 1978 Experimenter's Corner. As shown, the spdt input switches will cause a dead short across the 9-volt battery when they are placed in the 0 position. The error can be remedied by connecting the center pole of each switch to the four input resistors. Also, the straight line plotted on the graph in Figure 5 should be a stepped function.

On a related subject, I want to reply to a letter from Allan P. Saadus that appeared in the August 1978 issue of POPULAR ELECTRONICS. His letter described a way to simplify the pseudo-random number generator described in the January 1978 installment of this column.

While Allan's circuit will work, it is no longer a pseudo-random number generator. Instead, it is merely a sequential number generator or, in other words, a RAM used as a counter. The same function can be achieved with a clock and counter *without* the RAM.


Allan suggests that eliminating one of the clock plus counter circuits will reduce the parts count. As the text explained, however, the additional clock plus counter provides the very rapid sequence of numbers from which one is randomly selected each time the RAM is advanced to a new address. ◇

DECEMBER 1978

Q. Where should you start in your search for better sound?

A. At the beginning. With a new Audio-Technica Dual Magnet™ stereo phono cartridge.

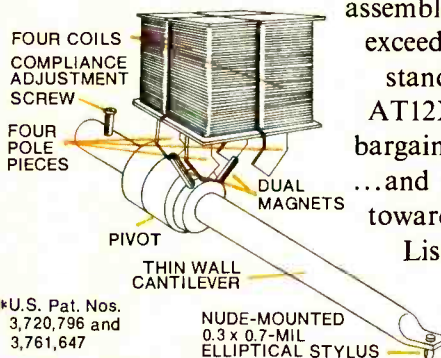
Our AT12XE, for instance. Tracking smoothly at 1 to 1-3/4 grams, depending on your record player. Delivers smooth, peak-free response from 15 Hz to 28,000 Hz (better than most speakers available). With a minimum 24 dB of honest stereo separation at important mid frequencies, and 18 dB minimum separation even at the standard high-frequency 10 kHz test point. At just \$65 suggested list price, it's an outstanding value in these days of inflated prices.



Audio-Technica cartridges have been widely-acclaimed for their great sound, and for good reason. Our unique, patented* Dual Magnet construction provides a *separate* magnetic system for *each* stereo channel. A concept that insures excellent stereo separation, while lowering magnet mass. And the AT12XE features a tiny 0.3 x 0.7-mil nude-mounted elliptical diamond stylus on a thin-wall cantilever to further reduce moving mass where it counts. Each cartridge is individually

assembled and tested to meet or exceed our rigid performance standards. As a result, the AT12XE is one of the great bargains of modern technology ...and a significant head start toward more beautiful sound.


Listen carefully at your Audio-Technica dealer's today.



audio-technica
INNOVATION □ PRECISION □ INTEGRITY

AUDIO-TECHNICA U.S., INC., Dept. 128P, 33 Shiawassee Avenue, Fairlawn, Ohio 44313
In Canada: Superior Electronics, Inc.
CIRCLE NO. 7 ON FREE INFORMATION CARD

TRS-80 PET APPLE



PLAY CHESS WITH YOUR COMPUTER!

Now you can play chess against your home computer! **Microchess**, a machine language program by Peter Jennings, is available for the Radio Shack **TRS-80** (4K or more, Level I or II), Commodore **PET** (8K), and **Apple II** (16K). Just load it from the supplied cassette and you're ready to play. It will check your moves for legality and display the current position on a graphic chessboard. You can play White or Black, set up and play from special board positions, or even watch the computer play against itself! You can adjust the program's skill level for anything from speed chess to a long but challenging game.

To see **Microchess** in action, ask for a demonstration at your local computer store (for the TRS-80, at your Radio Shack store). If you're a bridge player, ask to see **Bridge Challenger**, which you can use to practice your game even when you can't get four people together to play! Or you can order **Microchess** (\$19.95) or **Bridge Challenger** (\$14.95) direct from our address below, by check, money order, or VISA/Master Charge. **Personal Software™** offers many other exciting software packages for your computer. For a free catalog, just send a letter giving your TRS-80, PET, or Apple serial number, memory size, and your primary computer application interest.

Personal Software™ INC.

Box 136-E, Cambridge, MA 02138
VISA/MC orders call 617-783-0694

CIRCLE NO. 45 ON FREE INFORMATION CARD



Computer Bits

By Leslie Solomon

ENHANCED GRAPHICS

NOT TOO long ago, when video plug-in boards for computers came along, someone discovered that novel and interesting graphics could be created using non-alphanumeric control symbols that are present in some character generators. A classic example is the VDM-1 playing Target or TREK80.

There have been many other video displays since then, each using its own special control characters for graphics. Finally, along came a computer (Pet) that had a set of dedicated graphic symbols available at the user's fingertips.

So far, however, these forms of graphics have been limited to the symbols that the chip or computer manufacturer decided to include.

Recently, Exidy Inc. (969 Maude Ave., Sunnyvale, CA 94086) introduced its Sorcerer computer (\$895), which features up to 128 user-defined graphic symbols as well as 128 upper- and lower-case ASCII characters, and 64 Pet-like graphic symbols. This 64-character by 30-line display system also uses the ubiquitous S-100 bus, and has a unique set of one-stroke BASIC commands where certain keys produce BASIC instructions (FOR, NEXT, REM, STOP, etc.) for one keystroke.

The feature of the computer that intrigued us was the user-defined graphic symbols. Such an approach allows us to use certain symbols currently not available: a tilde, an umlaut, special math and APL symbols, italics and even script! It can also be used to create certain foreign-language symbols for Arabic, Hebrew, Greek, or other languages not written in "English" symbols. We can even create strange logos, swirls, whirls or stripes for special displays. In fact, we can create any symbol we desire.

Exidy provides two approaches to the creation of special symbols. In one mode, each special character is stored in eight successive memory locations between FE00 and FFFF (where the number key symbols are stored).

To create a symbol, an 8 × 8 graph is used in conjunction with a pencil to dark-

en the blocks not required for that symbol. Each row of 8 blocks is coded as a hex digit with a dark space being a "0" and a white space a "1". Each row is then ENTERED via the monitor at the desired key address. Now, when you hit that key, the symbol appears.

The second approach uses an ingenious BASIC program that, when RUN, displays an 8 × 8 array of boxes on the screen with the cursor in the top left-hand box. After selecting the number key in which you wish the character to appear, the cursor-positioning keys are used, with a graphics key depressed, to insert a white box at the desired location to form the wanted character. The space bar is used to erase any unwanted square. After RETURN is hit, the program then POKES around in the memory to insert the 1's and 0's needed to form the special symbol.

With a little practice, one can create italics, script, or any symbol desired.

Double Disk. If you use one of the small (5¼") diskettes, then you should know that there is a relatively easy way to double the storage area of the diskette. Square-1 (614 18th Ave., Menlo Park, CA 94025; Tel: 415-325-4209) is making available its Flippy Disk kit for \$9.95. It contains a hand punch, a metal template, a pencil and a set of instructions on how to use the other side of your present diskettes. This kit will work with any diskette whose "other side" is coated and burnished (shining surface). We had occasion to try this kit with some of our diskettes and found the procedure easy to follow, and very satisfying as we wound up with double our disk space. We did have one disk that did not have the required second surface.

S-50 Parallel Interface. Available from F&D Associates (1210 Todd Rd., New Plymouth, OH 45654), the VPI-1 Versatile Parallel Interface is a 4-port I/O board for the S-50 bus. This board can support two MC6820 PIA, two

POPULAR ELECTRONICS

MC6522, or one of each to give a total of 40 I/O lines, 36 of which can be input or output, and four that are input only. These lines are arranged in four groups with 8 I/O lines, one I/O handshake, and one input handshake. The lines go to selected drivers and buffers that can drive up to 300 mA at up to 80 volts. Discrete transistors, SCR's, or triac's may be used. Space is provided for clamping and transient-suppression diodes. With the 6522 you also get two programmable timers that can be used for a variety of functions. The VPI-1 can replace two SWTP MP-L boards in most applications. The bare boards are \$32.50 each plus \$2.50 shipping/handling charge. Documentation only is \$5 pp. Ohio residents please add 4% sales tax.

EPROM Erasing. A couple of new ultraviolet lamp EPROM erasers are available from Spectronics Corp. (956 Brush Hollow Rd., P.O. Box 483, Westbury, NY 11590; Tel: 516-333-4840). The Model PE-14 (\$59.50) will support up to six EPROM chips at a time and will erase them in as little as 14 minutes. The UV lamp fits into a special shielded reflector and is kept at a constant distance from the EPROM's. A safety interlock prevents the unit from operating when the tray is not fully inserted. A conductive foam pad holds the chips in place. The PE-24, at \$104.50 is similar to the PE-14 but holds up to nine EPROM's and can erase them in less than 12 minutes. A 60-minute timer is also included for automatic shutoff.

Music Boards. One of the original computer music system manufacturers, Newtech Computer Systems, Inc. (230 Clinton St., Brooklyn, NY 11201; Tel: 212-625-6220) recently announced its Plus Americana music software that works with either its S-100 bus Model-6, or its SWTP-compatible Model-68 plug-in boards. These boards are available for \$59.95 (assembled and tested) at your local computer store. Supplied on an MD-1NS diskette for the North Star system or an MD-1SW disk for the SWTP system (\$19.95 each), the programs feature a dozen pre-recorded melodies, including five having two voices. The diskettes also feature Jukebox, a BASIC program that allows choice of any of the musical selections. Although the two music boards come with their own small speakers, we recommend that the audio output be fed to a conventional audio system to take advantage of the improved sound. ◇

HOBBYISTS! ENGINEERS! TECHNICIANS! STUDENTS!

Write and run machine language programs at home, display video graphics on your TV set and design microprocessor circuits—the very first night—even if you've never used a computer before!

ELF II featuring **RCA COSMAC** microprocessor / mini-**COMPUTER \$99.95**



As featured in POPULAR ELECTRONICS

Shown with optional 4k Memory Board, GIANT BOARD™ & Kluge Board.

Stop reading about computers and get your hands on one! With ELF II and our new *Short Course* by Tom Pittman, you can master computers in no time at all! ELF II demonstrates all 91 commands an RCA 1802 can execute and the *Short Course* quickly teaches you how to use each of the 1802's capabilities. ELF II's video output lets you display an alphanumeric readout or graphics on any TV screen or video monitor plus enjoy the latest video games, including an exciting new target/missile gun game that was specifically developed for ELF II.

But that's not all. Once you've mastered computer fundamentals, ELF II can give you POWER with add-ons that are among the most advanced found anywhere. No wonder IEEE chapters plus hundreds of universities and major corporations have chosen the ELF II to introduce their students and personnel to microprocessor computing!

Learn The Skill That May Soon Be Far More Important Than Your College Degree!

The ability to use a computer may soon be more important to your earning power than a college degree. Without a knowledge of computers, you are always at the mercy of others when it comes to solving highly complex business, engineering, industrial and scientific problems. People who understand computers can command MONEY and to get in on the action, you must learn computers. Otherwise you'll be left behind.

ELF II Is The F-A-S-T Way To Learn Computer Fundamentals!

Regardless of how minimal your computer background is now, you can learn to program a computer in almost no time at all. That's because Netronics has developed a special *Short Course on Microprocessor And Computer Programming* in non-technical language that leads you through every one of the RCA COSMAC 1802's capabilities so you'll understand everything ELF II can do...and how to get ELF II to do it!

All 91 commands that an 1802 can execute are explained to you, step-by-step. The text, written for Netronics by Tom Pittman, is a tremendous advance over every other programming book in print.

Keyed specifically to the ELF II, it's loaded with "hands on" illustrations. When you're finished, ELF II and the 1802 will no longer hold any mysteries to you.

In fact, not only will you be able to use a personal computer creatively, you'll also be able to read magazines such as BYTE...INTERFACE AGE...POPULAR ELECTRONICS and PERSONAL COMPUTING and understand the articles.

If you work with large computers, ELF II and our *short Course* will help you to understand what makes them tick.

A Dynamite Package For Just \$99.95!

With ELF II, you learn to use machine language—the fundamental language of all computers. Higher level languages such

as FORTRAN and BASIC must be translated into machine language before a computer can understand them. With ELF II you build a solid foundation in computers so you'll really know what you're doing, no matter how complicated things get.

Video output also makes ELF II unique among computers selling for such a low price. Attached to your TV set, ELF II becomes a fabulous home entertainment center. It's capable of providing endless hours of fun for both adults and children of all ages! ELF II can create graphics, alphanumeric displays and fantastic video games.

No additional hardware is required to connect ELF II to your TV's video input. If you prefer to connect ELF II to your antenna terminals instead, simply use a low cost RF modulator (to order one, see coupon below).

ELF II's 5-card expansion bus (connectors not included) allows you to expand ELF II as your needs for power grows. If you're an engineer or hobbyist, you can also use ELF II as a counter, alarm, lock, thermostat, timer or telephone dialer, or for countless other applications.

ELF II Explodes Into A Giant!

Thanks to ongoing work by RCA and Netronics, ELF II add-ons are among the most advanced anywhere. Plug in the **GIANT BOARD™** and you can record and play back programs, edit and debug programs, communicate with remote devices and make things happen in the outside world. Add **Kluge Board** to get ELF II to solve special problems such as operating a more complex alarm system or controlling a printing press. Add **4k RAM** board and you can write longer programs, store more information and solve more sophisticated problems.

Expanded, ELF II is perfect for engineering, business, industrial, scientific and personal finance applications. No other small computer anywhere near ELF II's low price is backed by such an extensive research and development program.

The **ELF-BUG™ Monitor** is an extremely recent breakthrough that lets you debug programs with lightning speed because the key to debugging is to know what's inside the registers of the microprocessor and, instead of single stepping through your program, the ELF-BUG™ Monitor, utilizing break points, lets you display the entire contents of the registers on your TV screen at any point in your program. You find out immediately what's going on and can make any necessary changes. Programming is further simplified by displaying 24 bytes of RAM with full address, blinking cursor and auto scrolling. A must for serious programmers!

Netronics will soon be introducing the **ELF II Color Graphics & Music System**—more breakthroughs that ELF II owners will be the first to enjoy!

Now BASIC Makes Programming ELF II Even Easier!

Like all computers, ELF II understands only "machine language"—the language computers use to talk to each other. But, to make life easier for you, we've developed an **ELF II Tiny BASIC**. It talks to ELF II in machine language for you so that you can program ELF II with simple words that can be typed out on a keyboard such as PRINT, RUN and LOAD.

"Ask Now What Your Computer Can Do... But What Can It Do For YOU!"

Don't be trapped into buying a dinosaur simply because you can afford it and it's big. ELF II is more useful and more fun than "big name" computers that cost a lot more money.

With ELF II, you learn to write and run your own programs. You're never reduced to being a mere keypunch operator, working blindly with someone else's predeveloped software.

No matter what your specialty is, owning a computer which you really know how to use is sure to make you a leader. ELF II is the fastest way there is to get into computers. Order from the coupon below!

NOW AVAILABLE FOR ELF II—		SEND TODAY!	
<input type="checkbox"/> Tom Pittman's <i>Short Course On Microprocessor & Computer Programming</i> teaches you just about everything there is to know about ELF II or any RCA 1802 computer. Written in non-technical language, it's a learning breakthrough for engineers and laymen alike. \$5.00 postpaid!	<input type="checkbox"/> Deluxe metal cabinet with plexiglas dust cover for ELF II, \$29.95 plus \$2.50 p&h.	<input type="checkbox"/> Deluxe metal cabinet for ASCII Keyboard, \$19.95 plus \$2.50 p&h.	<input type="checkbox"/> ELF II Tiny BASIC on cassette tape. Commands include SAVE, LOAD, GOTO, INPUT, PRINT, GOTO, GOSUB, RETURN, END, REM, CLEAR, LIST, RUN, PLOT, PEEK, POKE. Comes fully documented and includes alphanumeric generator required to display alphanumeric characters directly on your TV screen without additional hardware. Also plays tick-tack-toe plus a drawing game that uses ELF II's hex keypad as a joystick. 4k memory required. \$14.95 postpaid.
<input type="checkbox"/> ELF II connects to the video input of your TV set. If you prefer to use your antenna terminals, order RF Modulator, \$8.95 postpaid.	<input type="checkbox"/> GIANT BOARD™ kit with cassette I/O, RS 232-C/TTY I/O, 8-bit P I/O, decoders for 14 separate I/O instructions and a system monitor/editor, \$39.95 plus \$2 p&h.	<input type="checkbox"/> Expansion Power Supply (required when adding 4k RAM), \$34.95 plus \$2 p&h.	<input type="checkbox"/> ELF-BUG™ Deluxe System Monitor on cassette tape. Allows displaying the contents of all registers on your TV at any point in your program. Also displays 24 bytes of memory with full addresses, blinking cursor and auto scrolling. A must for the serious programmer! \$14.95 postpaid.
<input type="checkbox"/> Kluge (Prototype) Board accepts up to 36 IC's. \$17.00 plus \$1 p&h.	<input type="checkbox"/> 4k Static RAM kit. Addressable to any 4k page to 64k. \$89.95 plus \$3 p&h.	<input type="checkbox"/> Gold plated 86-pin connectors (one required for each plug-in board). \$5.70 postpaid.	<input type="checkbox"/> Professional ASCII Keyboard kit with 128 ASCII upper/lower case set, 96 printable characters, onboard regulator, parity, logic selection and choice of 4 handshaking signals to mate with almost any computer. \$64.95 plus \$2 p&h.

Netronics R&D Ltd., Dept. PE-12
333 Litchfield Road, Phone
New Milford, CT 06776 (203) 354-9375

Yes! I want to run programs at home and have enclosed: ☐ \$99.95 plus \$3 postage & handling for RCA COSMAC ELF II kit, ☐ \$4.95 for power supply (required), ☐ \$5 for RCA 1802 User's Manual, ☐ \$5 for Short Course on Microprocessor & Computer Programming.

☐ I want mine wired and tested with power supply, RCA 1802 User's Manual and Short Course included for just \$149.95 plus \$3 p&h!

☐ I am also enclosing payment (including postage & handling) for the items checked at the left.

Total Enclosed (Conn. res. add tax) \$ ☐ Check here if you are enclosing Money Order or Cashier's Check to expedite shipment.

USE YOUR ☐ VISA ☐ Master Charge (interbank #)

Account #

Signature Exp. Date

PHONE ORDERS ACCEPTED (203) 354-9375

Print Name

Address

City

State Zip

DEALER INQUIRIES INVITED



Apple II \$1195



Heathkit H-8 \$375



SOL-20 \$1600



Exidy Sorcerer \$895

Which of these computers is for you?



Bally Arcade \$399



Radio Shack TRS-80 \$599



Ohio Scientific C2-4P \$598

CREATIVE COMPUTING magazine is Number 1 in hardware, software and system evaluations. In-depth, thorough evaluations give you the facts **before** you buy. **Creative Computing** was the first to review these now popular systems: Radio Shack TRS-80, Exidy Sorcerer, VideoBrain, Heath H-8, Bally Basic, OSI Challenger, and many others. More important, we also review peripherals and software from independents as well as manufacturers.

And what are you going to do with it?

CREATIVE COMPUTING has long been Number 1 in applications and software for micros, minis, and time-sharing systems for homes, schools and small businesses. Loads of applications every issue: text editing, graphics, communications, artificial intelligence, simulations, data base and file systems, music synthesis, analog control. Complete programs with sample runs. Programming techniques: sort algorithms, file structures, shuffling, etc. Coverage of electronic and video games and other related consumer electronics products, too.

Just getting started? Then turn to our technology tutorials, learning activities, short programs, and problem solving pages. No-nonsense book reviews, too. Even some fiction and foolishness.

Subscriptions: 1 year \$15, 3 years \$40. Foreign, add \$9/year surface postage, \$26/year air. Order and

payment to: Creative Computing, Attn: Pamela, P.O. Box 789-M, Morristown, NJ 07960. Visa and Master Charge acceptable by mail or phone; call **800-631-8112** 9 am to 5 pm EST (in NJ call 201-540-0445).

CREATIVE COMPUTING also publishes books, games, art prints, and T-shirts for the computer enthusiast. The most popular book of computer games in the world, **Basic Computer Games** is a Creative Computing book — only \$8.50 postpaid.

And now, Creative Computing also produces and markets software for personal computers on tape cassette and floppy disk.

If your dealer does not carry the full line of Creative Computing products, write "catalog" on your order and we'd be happy to send you one free.

creative computing

P. O. Box 789-M, Morristown, NJ 07960
CIRCLE NO. 13 ON FREE INFORMATION CARD



Software Sources

8080 Timesharing System. TEMPOS (Timed Environment Multi-Partitioned Operating System) is a newly upgraded time-sharing system for 8080-based computers. The system permits the simultaneous execution of several different jobs or processes at once, including simultaneous batch and interactive use, and foreground/background processing. The package includes: OPUS/TWO, a high-level language with features of BASIC, FORTRAN and ALGOL; TEXTED, a character-oriented text editor for use with OPUS/TWO, assembly language, or ASCII text; and utilities for assembly, file handling, file listing and a linking loader. Basic hardware requirements are an 8080 processor, 48k of RAM addressed from location 0, vectored interrupts, a real-time clock, and at least one "system console" I/O terminal. Driver software is supplied for MITS and iCOM floppy-disc drives, for MITS and IMSAI I/O boards, and for MITS and IMSAI vectored interrupt/real-time clocks. Support documentation provides for insertion of drivers or other hardware. TEMPOS is available on either MITS (hard-sectored) or iCOM (IBM 3740-type) diskette, for \$787. A User's Manual is \$20. Administrative Systems Inc., 222 Milwaukee, Suite 102, Denver, CO 80206.

6502 DOS Software. KVOS is a miniature operating system for use with 6502 systems using the TIM monitor ROM, with the S.D. Sales "Versafloppy" or the CGRS Floppy I/O; it can be used with CGRS S-100/6502 systems or with other 6502 systems via the CGRS S-100 adapter card. Two versions are available: KVOS1T, which adds file-name disk commands to the TIM monitor, is available as one 2708 ROM and a diskette, at \$40. KVOS2T, with the addition of a disassembler and dynamic program tracing, is supplied on two 2708s plus diskette, at \$65. CGRS Microtech, Box 368, Southampton, PA 18966.

Z80 APL Interpreter APL is now available for Z80 based systems using Digital Group or CP/M operating systems. The APL/Z80 interpreter includes nearly all primitive APL functions and operators. Primitives not present can be implemented as defined APL functions, according to the system's developer. Purchasers must sign and return an end user software license and nondisclosure agreement permitting use on one computer system only. \$300. Vanguard Systems Corp., 6812 San Pedro, San Antonio, TX 78216

wirewrap

Incredible! but True

Precut wire is Cheaper than cutting your own!

Fast • Reliable • Economical
No more cutting & stripping by hand
Good, clean, uniform strip
Cheaper than using bulk wire

WIRE KITS

#1	\$6.95	#2	\$19.95
250 3 100 4		250 2 250 5	
250 3 100 5		250 3 100 5 1/2	
100 4 100 6		500 3 250 6	
		500 4 100 6	
		250 4 100 7	

Choose One Color or Assortment

1-250ft Roll

\$34.95

HOBBY WRAP
Model BW 630

with **FREE** WIRE KIT #1
(\$6.95 Value)

It's **Like** getting it for **\$28.00**

Batteries & Charger \$11.00



We also have
PRECUT WIRE BY SIZE
WIRE WRAP SOCKETS
WIRE WRAP TOOLS
INTERCONNECT CABLES
PROTOTYPING BOARDS
SOLDERLESS BREADBOARDS
AND MORE!

Catalog available on request

Ordering Information:

- Orders under \$25 and COD's add \$2
- All others, shipped Ppd in U.S. via UPS
- For Bu e Label (Air) or 1st Class, add \$1
- We accept Visa & Mastercard

Dealer Inquiries Invited

PAGE DIGITAL ELECTRONICS

135 E. Chestnut St. #5 Monrovia, CA 91016 (213) 357-5005

CIRCLE NO 42 ON FREE INFORMATION CARD

THE MICROCOMPUTER MART

COMPUTER RETAIL STORES

CALIFORNIA

Rainbow Computing
"Complete Apple II Line"
Granada Hills, CA 91344
(213) 360-2171

COLORADO

Amptec, Inc.
Send For Catalogue—10% Off
5975 North Broadway
Denver, CO 80216
(303) 571-0833

Byte Shop
Complete Apple II Line
3664 South Acoma Street
Englewood, CO 80110
(303) 761-6232

ILLINOIS

American Microprocessors
Equipment and Supply Corp.
At The Chicagoland Airport
20 North Milwaukee Avenue
Half Day, IL 60069
(312) 634-0076

American Microprocessors
Equipment And Supply Corp.
6934 North University
Peoria, IL 61614
(309) 692-5852

Lillipute Computer Mart, Inc.
Complete Microcomputers and Peripherals
4446 Oakton Street
Skokie, IL 60076
(312) 674-1383

MARYLAND

Computers Unlimited, Inc.
Tomorrow's Technology Today
907 York Road
Towson, MD 21204
(301) 321-1553

MICHIGAN

The Computer Mart
We Will Not Be Undersold
1800 West 14 Mile Road
Royal Oak, MI 48073
(313) 576-0900

United Microsystems Corp.
The Professional Computer Store
2601 South State Street
Ann Arbor, MI 48104
(313) 668-6806

NEW JERSEY

Computer Mart Of New Jersey
The Microcomputer People™
501 Route 27
Iselin, NJ 08830
(201) 283-0600

NEW YORK

Byte Shop Of Long Island
The Affordable Computer Store

2721 Hempstead Turnpike
2 Blocks East Of Wantagh Parkway
Levittown, NY 11756
(516) 731-8116

Byte Shop Of New York
The Affordable Computer Store
130 East 40th Street
New York, NY 10016
(212) 889-4204

Computer Mart Of New York
First In The East
118 Madison Avenue
(30th Street Entrance)
New York, NY 10016
(212) 686-7923

OHIO

Digital Design
Cincinnati's First Computer Store
7694 Camargo Road, Madeira
Cincinnati, OH 45243
(513) 561-6733

Ohio Microcomputer Specialists, Inc.
IMSAI Personal and Business Systems
1265 Grandview Avenue
Columbus, OH 43212
(614) 488-1849

OKLAHOMA

Microolithics, Inc.
Medical Systems-Differential Diagnosis
2918 North MacArthur Boulevard
Oklahoma City, OK 73127
(405) 947-5646

PENNSYLVANIA

Personal Computer Corp.
First In Pennsylvania
Frazer Mall
Lancaster Avenue and Route 352
Frazer, PA 19355
(215) 647-8463

SOUTH CAROLINA

Byte Shop #32
The Affordable Computer Store
1920 Blossom Street
Columbia, SC 29205
(803) 771-7824

VIRGINIA

The Computer Hardware Store
Alpha-Micro, Apple II, S-100
818 Franklin Street
Alexandria, VA 22314
(703) 584-8085

CANADA

TJB Microsystems, Ltd.
Your Commodore Pet Headquarters
10991-124th Street
Edmonton, Alberta, Canada
T5M 0H9
(403) 455-5298

Dealers: For information about how to have your store listed in THE MICROCOMPUTER MART, please contact: POPULAR ELECTRONICS, One Park Ave., New York, N.Y. 10016 • (212) 725-3568.

Reprint series

Many important articles covering a variety of interests in the broad field of electronics are published in POPULAR ELECTRONICS. Reprints of selected articles and test reports are now available in the event that you missed some you would like to have for reference or study purposes—or for projects you wish to build. Reprints are only \$1 each; 75¢ for those marked with asterisk; \$1.50 for those noted. Minimum order is \$3.

✓ Denotes new reprints available for the first time!

SPECIAL ARTICLES

AUDIO

- 40854 How The New FTC Hi-Fi Rules Affect You
- 40855 How To Evaluate Tape Recording Specs
- 40856 A New Standard For FM Tuner Measurements
- 40964 Build The Hi-Fi/TV Audio Minder
- ✓ 41097 Upgrading Your Old Stereo FM Tuner System & Expanders
- ✓ 41098 Build An Audio Comander
- ✓ 41099 How FM Tuners Work, Part I
- ✓ 41100* How FM Tuners Work, Part II

COMPUTER

- 40860 How To Select A Microcomputer
- 40861 Ins & Outs Of Computers For Beginners
- 40966 Introducing Speechlab—The First Hobbyist Vocal Interface For A Computer—\$1.50
- COSMAC "ELF" SERIES
- 40857 Low Cost Experimenter's Microcomputer
- 40858 Experimenter's Microcomputer/With Hardware Improvements & More Programming Details
- 40859 Microcomputer/ How To Expand Memory, Plus More Programs
- 40870 Build The Pixie Graphic Display
- ✓ 41101 Expanding Elf II

COMMUNICATIONS

- 40862 CB Specifications Made Easy
- 40863* How To Choose CB Base Station Antennas
- 40965 Build Morse-A-Letter —\$1.50
- ✓ 41102 Choosing A Mobile CB Antenna

OTHER

- 40867 How To Design Your Own Power Supplies
- 40868 The Care & Feeding Of NiCd Batteries
- 40869 Build A Gas & Fume Detector
- 40963* Six CMOS Circuits For Experimenters
- 40967 Programming Calculators For Fun and Games—\$1.50
- 40968* Zap New Life Into Dead NiCd Batteries
- ✓ 41103 How To Design TLL Digital Systems
- ✓ 41104 Build An Autoranging Digital Capacitance Meter
- LEARNING ELECTRONIC THEORY WITH CALCULATORS SERIES
- 40864 Basic Equations and OHM's Law
- 40865 Reactance, Time Constants And AC Calculations
- 40866 RC Coupling, Basic Amplifier Calculations, and RLC Relationship

* REPRINTS ARE \$1 EACH; 75¢ FOR THOSE MARKED WITH ASTERISK; \$1.50 FOR THOSE NOTED. MINIMUM ORDER \$3.00.

POPULAR ELECTRONICS REPRINTS, Dept. C1281
P. O. Box 278, Pratt Station
Brooklyn, New York 11205

Please send the reprints listed below:

Reprint #	Quan.	Reprint #	Quan.

NUMBER OF REPRINTS ORDERED:

@75¢ @ \$1.00 @ \$1.50

TOTAL ENCLOSED \$
(MINIMUM ORDER \$3.00)

Print Name _____

Address _____

City _____

State _____ Zip _____

† Residents of CA, CO, DC, FL, IL, MI, MO, NY STATE, and VT add applicable sales tax. Outside U.S.A. add \$2.00 per order.

Shortwave Broadcasts in English to North America

November 1978 to March 1979

by Glenn Hauser

TIME ¹ EST	TIME UTC/GMT	STATION	QUAL. ²	FREQUENCIES, kHz ³
4:00-4:15 a.m.	0900-0915	BBC	A	11955, 9640, 9510, 7150, 6195
4:00-4:15 a.m.	0900-0915	R. Japan ⁴	B	9505
4:00-5:00 a.m.	0800-1000	R. Australia	C	9670, 9540
4:00-6:00 a.m.	0900-1100	R. Oman	D	11890
5:00-5:05 a.m.	1000-1005	UN Radio	A	9565, 5955 (Tue-Sat)
5:00-5:30 a.m.	1000-1030	R. Japan	B	9505
5:00-5:30 a.m.	1000-1030	V. of Vietnam	C	12035, 10040
5:00-6:00 a.m.	1000-1100	KGEI, San Francisco	A	5980 (frequent changes)
5:00-sunrise	1000-	R. Australia	B	5995
5:30-6:30 a.m.	1030-1130	Sri Lanka Br. Corp.	C	17850, 15120, 11835 (not all Eng.)
5:55-6:55 a.m.	1055-1155	R. Thailand	C	11905, 9655
6:00-6:15 a.m.	1100-1115	R. Japan	B	9505
6:00-6:56 a.m.	1100-1156	R. RSA	C	21535, 25790
6:00-7:35 a.m.	1100-1235	TWR-Bonaire	A	11815 (Sat, Sun-1220)
6:00-7:50 a.m.	1100-1250	R. Pyongyang	C	11535, 9977
6:00-8:00 a.m.	1100-1300	R. Australia	A	9580
6:00-8:30 a.m.	1100-1330	BBC	A-B	11775, 6195, 5990
6:00-9:00 a.m.	1100-1400	4VEH, Haiti	B	11835, 9770
6:00-9:00 a.m.	1100-1400	VOA	A	9730, 9565 (to 1430), 5955, 6185 (to 1430)
6:30-9:00 a.m.	1130-1400	CBC Northern Service	B	9625, 6065 (not all Eng.)
7:00-7:15 a.m.	1200-1215	R. Japan	B	9505
7:00-7:30 a.m.	1200-1230	Israel Radio	C	25605, 21495, 17685, 15530, 15405, 11655
7:00-7:30 a.m.	1200-1230	R. Tashkent	C	9600, 9540, 6025, 5975
7:00-7:45 a.m.	1200-1245	V. of Germany	B	21600, 17765, 15410
7:00-7:45 a.m.	1200-1245	R. Berlin International	C	21540, 15320, 15125
7:00-7:55 a.m.	1200-1255	R. Peking	C	11685
7:00-9:00 a.m.	1200-1400	AFRTS-Washington	A	15430, 15330, 9700, 6095
7:00-11:30 a.m.	1200-1630	HCJB, Ecuador	A	15115, 11745
7:15-7:30 a.m.	1215-1230	V. of Greece	B	17830, 15345, 11730
7:20-7:50 a.m.	1220-1250	R. Ulan Bator, Mongolia	D	12070, 6383 (not Sun)
7:30-7:55 a.m.	1230-1255	Austrian R.	C	17725 (frequent changes)
7:30-8:00 a.m.	1230-1300	R. Bangladesh	D	21683, 15520 (both vary)
7:30-8:00 a.m.	1230-1300	R. Sweden	C	21700
7:30-8:20 a.m.	1230-1320	TWR-Bonaire	A	15255
7:30-9:20 a.m.	1230-1420	"	"	"
(Sun)				
8:00-8:15 a.m.	1300-1315	R. Japan	B	9505
8:00-8:30 a.m.	1300-1330	R. Finland	C	15210
8:00-10:50 a.m.	1300-1550	R. RSA	B	25790, 21535, 15220, 11900
8:00-11:00 a.m.	1300-1600	HCJB, Ecuador	B	17890
8:15-8:45 a.m.	1315-1345	Swiss R. International	C	21630, 21545-SSB, 21520, 15350, 17790
8:30-9:30 a.m.	1330-1430	R. Finland	C	15105 (Sun. only)
8:30-10:00 a.m.	1330-1500	All India R.	C	15335, 11810
8:30-11:00 a.m.	1330-1600	BBC	B-C	21710, 17705, 15400 (from 1430), 15070
9:00-9:30 a.m.	1400-1430	R. Japan	B	9505
9:00-9:30 a.m.	1400-1430	R. Sweden	B	21505
9:00-9:30 a.m.	1400-1430	R. Norway	B	17840, 15175 (Sun only)
9:00-9:30 a.m.	1400-1430	V. Rev. Party, N. Korea	D	4557, 4120
9:00-9:30 a.m.	1400-1430	R. Afghanistan	D	4775
9:00-9:30 a.m.	1400-1430	R. Tashkent	C	9600, 9540, 6025, 5975
9:00-9:45 a.m.	1400-1445	R. Berlin International	B	21540, 15125
9:00-10:00 a.m.	1400-1500	V. of Indonesia	C	11789
9:00-10:00 a.m.	1400-1500	R. Veritas (Philippines)	C	11810
9:00 a.m.-7:00 p.m.	1400-2400	CBC Northern Service	B-C	11720, 9625 (not all Eng.)
9:30-10:00 a.m.	1430-1500	R. Finland	B	15210
9:30 a.m.-5:00 p.m.	1430-2200	UN Radio	A	21670, 15410 (also French; when in session)
10:00-10:15 a.m.	1500-1515	R. Japan	C	9505
10:00-11:00 a.m.	1500-1600	V. of Rev. Ethiopia	D	9615 (frequent changes)
10:00-11:00 a.m.	1500-1600	BBC	B	17840, 11775 (Sat, Sun)
10:15-10:30 a.m.	1515-1530	V. of Greece	B	17830, 15345, 11730
10:30-11:00 a.m.	1530-1600	Swiss R. International	B	21570
10:30-11:30 a.m.	1530-1630	V. of Vietnam	C	12035, 10040
10:45-11:00 a.m.	1545-1600	R. Canada International	A	17820, 15325 (Mon-Fri only)
11:00-11:15 a.m.	1600-1615	R. Japan	C	9505
11:00-11:15 a.m.	1600-1615	R. Pakistan	C	17830, 15520, 11672
11:00-11:30 a.m.	1600-1630	R. Korea	C	9740, 9640, 7150

Satellit 3000



18 X SW; FM; MW; LW; SSB and CW plus 6 FM pre-select buttons. 24 hour LCD clock. Digital read-out on all wave bands. High sensitivity; excellent selectivity; plus many other outstanding features.

\$995⁰⁰
Plus shipping
(List \$1235⁹⁹)

Also in stock:

Sony: CRF-330K, CRF-320, ICF-5900W, ICF-6700W • Panasonic RF-2200, RF-2800, RF-4800 • Grundig 2100 • Barlow Wadley XCR-30 • World Radio TV Handbook • World DX Guide

For **FREE** catalog send self-addressed, stamped business-size envelope. Outside USA send 3 I.R.C's.



RADIOS INTERNATIONAL

P. O. Box 6053 PE-12
Richardson, TX 75080

ABOUT YOUR SUBSCRIPTION

Your subscription to **POPULAR ELECTRONICS** is maintained on one of the world's most modern, efficient computer systems, and if you're like 99% of our subscribers, you'll never have any reason to complain about your subscription service.

We have found that when complaints do arise, the majority of them occur because people have written their names or addresses differently at different times. For example, if your subscription were listed under "William Jones, Cedar Lane, Middletown, Arizona," and you were to renew it as "Bill Jones, Cedar Lane, Middletown, Arizona," our computer would think that two separate subscriptions were involved, and it would start sending you two copies of **POPULAR ELECTRONICS** each month. Other examples of combinations of names that would confuse the computer would include: John Henry Smith and Henry Smith; and Mrs. Joseph Jones and Mary Jones. Minor differences in addresses can also lead to difficulties. For example, to the computer, 100 Second St. is not the same as 100 2nd St.

So, please, when you write us about your subscription, be sure to enclose the mailing label from the cover of the magazine—or else copy your name and address exactly as they appear on the mailing label. This will greatly reduce any chance of error, and we will be able to service your request much more quickly.

11:00-11:30 a.m.	1600-1630	R. Norway	B	17715, 15175 (Sun only)
11:00-12:00 a.m.	1600-1700	VOA	A	26040, 21485, 17870, 17710
11:00 a.m.-12:09 p.m.	1600-1709	BBC	B	17840, 11775 (Sat, Sun-1745)
-11:30 a.m.	-1630	R. Singapore	C	11940 (fade-in time varies)
11:45-12:00 a.m.	1645-1700	R. Canada International	A	17820, 15325
12:00-12:15 p.m.	1700-1715	R. Japan	C	9505
12:00-1:00 p.m.	1700-1800	HCJB, Ecuador	B	21480, 17745, 15295
12:00-2:00 p.m.	1700-1900	VOA	A	26040, 21590, 21485, 17870, 17785, 17710
12:05-12:55 p.m.	1705-1755	R. France International	B	15425, 15360, 15300, 15210
12:45-3:00 p.m.	1745-2000	BBC	C	15400, 12095 (11820 from 8200)
1:00-1:15 p.m.	1800-1815	R. Japan	B	9505
1:00-1:30 p.m.	1800-1830	R. Canada International	B	17760, 15260
1:00-1:30 p.m.	1800-1830	R. Norway	C	11895 (Sun only)
1:00-1:30 p.m.	1800-1830	R. Korea	C	9720
1:00-2:00 p.m.	1800-1900	R. Algiers	C	9510
1:00-2:30 p.m.	1800-1930	V. of Nigeria	C	15120, 11770
1:00-3:00 p.m.	1800-2000	AFRTS-Washington	A	17765, 15430, 15330, 11805, 11790
1:00-4:00 p.m.	1800-2100	R. Kuwait	C	12085
1:15-1:45 p.m.	1815-1845	Swiss R. International	C	15305
1:15-2:00 p.m.	1815-1900	V. of Revolution, Guinea	C	15310 (varies) (Sun only)
1:30-1:35 p.m.	1830-1835	UN Radio	A	21670, 19505-SSB, 15410 (Mon-Fri)
1:45-2:45 p.m.	1845-1945	Sri Lanka Br. Corp.	C	17850, 15120, 15115, 11870
1:45-3:00 p.m.	1845-2000	R. Ivory Coast	C	11920
2:00-2:10 p.m.	1900-1910	R. Tahiti	C	15170, 11825 (exc Sun)
2:00-2:15 p.m.	1900-1915	R. Japan	C	15105
2:00-2:30 p.m.	1900-1930	R. Canada International	A	17820, 15325, 11905
2:00-2:30 p.m.	1900-1930	R. Afghanistan	B	17760, 15260
2:00-3:00 p.m.	1900-2000	B.S.K. Saudi Arabia	C	11770 or 11820 (frequent changes)
2:00-3:30 p.m.	1900-2030	HCJB, Ecuador	C	11855
2:00-5:00 p.m.	1900-2200	VOA	B	21480, 17770, 15295
2:30-3:00 p.m.	1930-2000	V. of Iran	A	21590, 21485, 17870, 17785, 17710
3:00-3:15 p.m.	2000-2015	R. Japan	C	9022
3:00-3:30 p.m.	2000-2030	R. Korea	B	15105
3:00-3:30 p.m.	2000-2030	R. Canada International	C	11860
3:00-3:30 p.m.	2000-2030	Israel R.	A	17820, 15325, 11945, 11905
3:00-6:00 p.m.	2000-2300	AFRTS-Washington	C	11655, 9815
3:00-4:15 p.m.	2000-2115	BBC	A	17765, 15430, 15330, 11790
3:10-4:50 p.m.	2010-2150	R. Habana Cuba	A	17840, 15260, 6175
3:30-4:20 p.m.	2030-2120	R. Nederland	A	17855
3:30-4:30 p.m.	2030-2130	V. of Vietnam	B	21640, 17810, 11740, 11730
3:50-4:40 p.m.	2050-2140	R. Habana Cuba	C	15012, 12035, 10040
4:00-4:15 p.m.	2100-2115	R. Japan	C	17750, 9770
4:00-4:50 p.m.	2100-2150	R. RSA	B	15105
4:15-5:00 p.m.	2115-2200	BBC	B	17780, 15155, 11900
4:30-5:00 p.m.	2130-2200	R. Canada International	A	15260, 6175
4:30-5:00 p.m.	2130-2200	KGEL San Francisco	A	17820, 15325, 15150, 11945
4:30-5:30 p.m.	2130-2200	R. Sofia	C	15280
4:30-5:30 p.m.	2130-2230	R. Baghdad	B	11850, 11750
4:30-6:00 p.m.	2130-2300	V. of Turkey	C	9745
4:40-5:40 p.m.	2140-2240	V. of Free China	C	9665, 9515, 7270, 7170
5:00-5:15 p.m.	2200-2215	R. Yugoslavia	C	17890, 15345
5:00-5:15 p.m.	2200-2215	R. Japan	C	9620
5:00-5:30 p.m.	2200-2230	R. Nacional, Venezuela	B	17755
5:00-5:30 p.m.	2200-2230	R. Norway	C	15400 (irregular)
5:00-5:30 p.m.	2200-2230	V. of Chile	C	9645, 9590 (Sun only)
5:00-5:45 p.m.	2200-2245	BBC	B	15140
5:00-7:00 p.m.	2200-2400	VOA	A	15260, 11910, 9590, 6195, 6175, 5975
5:30-6:00 p.m.	2230-2300	Israel R.	A	26095, 21610, 21460, 17895, 17820
5:45-6:00 p.m.	2245-2300	BBC	A	11655, 9815, 9435, 7412.5
5:45-6:00 p.m.	2245-2300	UN Radio	A	15260, 11910, 9590, 9410, 7325, 6195, 6175, 5975
6:00-6:30 p.m.	2300-2330	BBC	A	15240, 11955 (Mon-Fri)
6:00-6:30 p.m.	2300-2330	R. Japan	A	15260, 11910, 9590, 9580, 9410, 7325, 6195, 6175, 5975
6:00-6:30 p.m.	2300-2330	R. Sweden	B	17755
6:00-6:30 p.m.	2300-2330	R. Vilnius	C	11705, 9695
6:00-6:50 p.m.	2300-2350	Rdif. Argentina	B	7400, 7360, 7215
6:00-7:00 p.m.	2300-2400	AFRTS-Washington	C	11710 (Mon-Fri)
6:00-7:50 p.m.	2300-2450	R. Pyongyang	A	17765, 15430, 15330, 6030
6:00-8:00 p.m.	2300-0100	R. Moscow	C	11535, 9977
6:00-8:00 p.m.	2300-0100	CBC Southern Service	B	17720, 15425, 15140, 12050, 7440, 7205, 7195, 7130, 7115, 7105, 6125, 5940
6:30-7:00 p.m.	2330-2400	V. of Chile	A	5960 (Mon-Fri.)
6:30-7:00 p.m.	2330-2400	R. Finland	B	15175, 15140
6:30-7:30 p.m.	2330-2430	BBC	C	11800, 9565
6:30-7:30 p.m.	2330-2430	BBC	A	15260, 11910, 9590, 9580, 7325, 6175, 6120, 5975

Reprint series

Many important articles covering a variety of interests in the broad field of electronics are published in POPULAR ELECTRONICS. Reprints of selected articles and test reports are now available in the event that you missed some you would like to have for reference or study purposes—or for projects you wish to build. Reprints are only \$1 each; 75¢ for those marked with asterisk. Minimum order is \$3.

✓ Denotes new reprints available for the first time!

TEST REPORTS

AUDIO

- 40871 ADC Accutrac 4000 Record Player
- 40874 MXR Stereo Graphic Equalizer
- 40875 Nakamichi Model 500 Stereo Cassette Deck
- 40878 Pickering Model XV-15 625E Stereo Phono Cartridge
- 40879 Pioneer Model CT-F8282 Stereo Cassette Deck
- 40886 Stanton Model 681EEE Stereo Phono Cartridge
- 40887 Teac Model PC 10 Portable Stereo Cassette Deck
- 40889 Thorens Model TD-126C Record Player
- 40969 Akai Model GX-270D SS Four-Channel Tape Recorder
- 40970 Speakerlab Model S7 Speaker System Kit
- 40972 Dual Model 1245 Automatic Turntable
- 40973 Burwen Model DNF 1201A Noise Reducer System
- ✓ 41105 Yamaha Model CR 2020 AM Stereo FM Receiver
- ✓ 41106 Optonica Model RT 3535 Stereo Cassette Deck
- ✓ 41107 dbx Model 128 Dynamic Range Enhancer
- ✓ 41108 Garrard Model GT25 Automatic Record Player
- ✓ 41109 Sansui Model AU-717 Integrated Amplifier
- ✓ 41110 Sherwood Micro CPU 100 FM Tuner
- ✓ 41111 Sony Model PS-X5 Turntable
- ✓ 41112 JVC Model P 3030 Stereo Preamplifier
- ✓ 41113 Dahlquist Model DQ-1W Low-Bass Module

COMMUNICATIONS

- 40890 Cobra Model 29XLR 40-Ch. AM CB Mobile Transceiver
- 40891 Drake Model SSR-1 AM/SSB Communications Receiver
- 40892 Kenwood Model TS-820 Amateur Radio Transceiver
- 40893 Krs Model XL 50 40-Ch. AM CB Mobile Transceiver
- 40894 President Model "Washington" 40-Ch. AM SSB CB Base Station
- 40895 Yaesu Model FRG-7 AM/SSB Communications Receiver
- 40971 Genera Electric Model 3 5825 AM SSB CB Transceiver
- 40974 Realistic Model TRC-449 Mob. e AM SSB CB Transceiver
- ✓ 41114 Ten-Tec Century 21 Ham Transceiver

TEST INSTRUMENTS

- 40926 B&K Precision Model 280 Digital Multimeter
- 40929 B&K Precision Model 1471B Dual-Trace Scope
- 40930 Balantine Model 1010A Dual-Trace Scope
- 40931 Fluke Model 8020A Digital Multimeter
- 40932 Hewlett-Packard Model 260 Digital Multimeter
- 40933 Sencore Model DVM 32 Digital Multimeter
- 40934 Sencore Model TF-70 Portable Transistor Tester
- 40935 Triplet Model 60 Analog Multimeter
- ✓ 41115 B&K Precision Model 1820 Universal Frequency Counter

*REPRINTS ARE \$1 EACH; 75¢ FOR THOSE MARKED WITH ASTERISK; MINIMUM ORDER \$3.00

POPULAR ELECTRONICS REPRINTS, Dept. C1280
P. O. Box 278, Pratt Station
Brooklyn, New York 11205

Please send the reprints listed below:

Reprint #	Quan.	Reprint #	Quan.

NUMBER OF REPRINTS ORDERED

@ 75¢ _____ @ \$1.00 _____

TOTAL ENCLOSED \$ _____
(MINIMUM ORDER \$3.00)

Print Name _____

Address _____

City _____

State _____ Zip _____

† Residents of CA, CO, DC, FL, IL, MI, MO, NY STATE and VT add applicable sales tax. Outside U.S.A. add \$2.00 per order.

6:45-7:45 p.m.	2345-2445	R. Japan	B 17825, 15270
7:00-7:15 p.m.	0000-0015	R. Japan	B 17755
7:00-7:25 p.m.	0000-0025	R. Tirana	B 9750, 7065
7:00-7:30 p.m.	0000-0030	R. Norway	C 9590, 6015 (Mon only)
7:00-7:55 p.m.	0000-0055	R. Peking	B 17680, 15520, 15060
7:00-8:00 p.m.	0000-0100	R. Sofia	B 9705
7:00-8:00 p.m.	0000-0100	AFRTS-Washington	A 17765, 15330, 11790, 6030
7:00-9:00 p.m.	0000-0200	VOA	A 15205, 11740, 9650, 6130
7:00-9:00 p.m.	0000-0200	Spanish Foreign R.	B 11880, 9630
7:00-9:00 p.m.	0000-0200	R. Luxembourg	C 6090
7:00 p.m.-1:06 a.m.	0000-0606	CBC Northern Service	B 9625, 6195 (not all Eng.)
7:15-7:30 p.m.	0015-0030	V. of Greece	B 11955, 11730, 9760
7:15-8:00 p.m.	0015-0100	BRT, Belgium	C 6080
7:30-7:50 p.m.	0030-0050	SODRE, Uruguay	C 11885, 9515 (time varies)
7:30-8:00 p.m.	0030-0100	R. Sweden	C 11905
7:30-8:00 p.m.	0030-0100	R. Prague	C 9630, 6055
7:30-8:00 p.m.	0030-0100	R. Kiev	B 17870, 15180, 12000, 7150, 6020, 5980
7:30-10:30 p.m.	0030-0330	BBC	A 15260, 11750, 9580, 9410, 7325, 6175, 6120, 5975
7:30-12:00 p.m.	0030-0500	HCJB, Ecuador	B 11915, 9560
7:35-8:35 p.m.	0035-0135	TWR-Bonaire	B 11925
8:00-8:15 p.m.	0100-0115	R. Japan	B 17755
8:00-8:15 p.m.	0100-0115	Vatican R.	B 11845, 9605, 6015
8:00-8:20 p.m.	0100-0120	RAI, Italy	B 11810, 9575
8:00-8:30 p.m.	0100-0130	R. Canada International	A 11940, 9535
8:00-8:30 p.m.	0100-0130	V. of Chile	B 11890, 11765
8:00-8:45 p.m.	0100-0145	R. Berlin International	C 9730
8:00-8:55 p.m.	0100-0155	R. Prague	B 11990, 9630, 9540, 7345, 5930
8:00-8:55 p.m.	0100-0155	R. Peking	B 15060, 11945, 9940
8:00-9:00 p.m.	0100-0200	V. of Free China	C 17890, 15425, 15345
8:00-9:00 p.m.	0100-0200	AFRTS-Washington	A 17765, 15330, 11790, 6155, 6030
8:00-10:00 p.m.	0100-0300	R. Moscow	B 15425, 15100, 12050, 9700, 9635, 7440, 7205, 7195, 7115, 7105, 6125, 5940
8:00-10:30 p.m.	0100-0330	R. Habana Cuba	A 11930
8:00-10:30 p.m.	0100-0330	R. Australia	B 17795, 21740
8:00-12:00 p.m.	0100-0500	WYFR, Family Radio	A 5985
8:30-8:50 p.m.	0130-0150	V. of Germany	A 11865, 9605, 9565, 9545, 6100, 6085, 6075, 6040
8:30-8:55 p.m.	0130-0155	Austrian Radio	C 9770, 6155
8:30-8:55 p.m.	0130-0155	R. Tirana	B 7120, 6200
8:30-9:25 p.m.	0130-0225	R. Bucharest	C 11940, 11840, 11705, 9690, 9570, 6155, 5990
8:30-9:30 p.m.	0130-0230	R. Japan	B 21640, 17825, 17725, 15195
8:45-9:15 p.m.	0145-0215	Swiss R. International	B 11780-SSB, 11715, 9725, 9660, 6135
9:00-9:15 p.m.	0200-0215	R. Japan	B 17755
9:00-9:30 p.m.	0200-0230	R. Canada International	A 11845, 9535
9:00-9:30 p.m.	0200-0230	R. Norway	B 9645, 9590, 6005 (Mon only)
9:00-9:30 p.m.	0200-0230	R. Budapest	B 15225, 11910, 9833, 9585, 6000, 6080 (not Mon)
9:00-9:30 p.m.	0200-0230	R. Warsaw	C 15120, 11815, 9525, 7270, 7145, 6135, 6095
9:00-9:50 p.m.	0200-0250	R. RSA	B 11900, 9610, 9585, 5980
9:00-9:55 p.m.	0200-0255	R. Peking	B 15060, 12055, 9940
9:00-10:30 p.m.	0200-0330	R. Cairo	B 9475, 6230
9:00-10:30 p.m.	0200-0330	AFRTS-Washington	A 15330, 11805, 11790, 6155, 6030
9:15-9:30 p.m.	0215-0230	V. of Greece	B 11730, 9760, 9610
9:30-9:45 p.m.	0230-0245	R. Pakistan	C 21590, 17830
9:30-9:55 p.m.	0230-0255	R. Tirana	B 7120, 6200
9:30-10:00 p.m.	0230-0300	R. Lebanon	C 11925 (frequent changes)
9:30-10:00 p.m.	0230-0300	R. Sweden	C 11705, 9695
9:30-10:00 p.m.	0230-0300	V. of Chile	B 11890, 11765
9:30-10:15 p.m.	0230-0315	R. Berlin International	C 9730
9:30-10:25 p.m.	0230-0325	R. Nederland	A 9590, 6165
10:00-10:15 p.m.	0300-0315	R. Japan	B 17755
10:00-10:15 p.m.	0300-0315	Austrian Radio	C 9770, 6155 (Sun only)
10:00-10:30 p.m.	0300-0330	R. Canada International	A 11845, 9755, 9535, 5960
10:00-10:30 p.m.	0300-0330	R. Portugal	B 11935, 6025 (Mon -0320)
10:00-10:30 p.m.	0300-0330	R. Budapest	B 15225, 11910, 9833, 9585, 6080, 6000
10:00-10:30 p.m.	0300-0330	R. Warsaw	C 15120, 11815, 9525, 7270, 7145, 6135, 6095
10:00-10:30 p.m.	0300-0330	R. Kiev	B 11860, 9780, 9580, 7400, 7245, 6020, 5980
10:00-10:55 p.m.	0300-0355	R. Prague	B 11990, 9630, 9540, 7345, 5930
10:00-10:55 p.m.	0300-0355	R. Peking	B 15060, 12055, 11650, 9460
10:00-11:00 p.m.	0300-0400	RAE, Argentina	C 9690 (Tue-Sat)
10:00-11:00 p.m.	0300-0400	R. Baghdad	C 11935

10:00-11:00 p.m.	0300-0400	UBC, Uganda	B	15325
10:00-11:00 p.m.	0300-0400	R. Moscow	B	7440, 7205, 7195, 7115, 7105, 6125, 5940
10:00-11:26 p.m.	0300-0426	R. RSA	B	11900, 9585, 7270, 5980, 4990
10:25-10:30 p.m.	0325-0330	V. of Armenia	B	15180, 12000, 9735 (Sun., Wed, Thu, Sat)
10:30-10:55 p.m.	0330-0355	R. Tirana	B	7300, 6200
10:30-10:55 p.m.	0330-0355	Austrian Radio	C	9770, 6155
10:30-11:00 p.m.	0330-0400	R. Australia	B	17795
10:30-11:15 p.m.	0330-0415	R. Berlin International	B	11970, 11890, 11840
10:30-11:45 p.m.	0330-0445	BBC	A	9410, 6175, 6120 (to 0430), 5975
10:30-11:50 p.m.	0330-0450	R. Habana Cuba	A	11930, 11725
10:30-12:00 p.m.	0330-0500	AFRTS-Washington	A	11805, 11790, 9700, 6155, 6030
10:30 p.m.-1:00 a.m.	0330-0600	R. Habana Cuba	A	11760
10:30 p.m.-2:30 a.m.	0330-0730	R. Moscow	B	9735, 9665, 9635, 9610, 9580, 7260, 6150, 5905
11:00-11:15 p.m.	0400-0415	R. Japan	B	15105
11:00-11:15 p.m.	0400-0415	R. Budapest	B	15225, 11910, 9833, 9585, 6000 6080 (Wed & Sat)
11:00-11:30 p.m.	0400-0430	R. Bucharest	C	11940, 11840, 11705, 9690, 9570, 6155, 5990
11:00-11:30 p.m.	0400-0430	V. of Chile	B	11765
11:00-11:30 p.m.	0400-0430	R. Canada International	A	9535, 5960
11:00-11:30 p.m.	0400-0430	R. Norway	B	9550, 6015 (Mon only)
11:00-11:55 p.m.	0400-0455	R. Peking	B	15060, 12055, 11650, 9460
11:00-12:00 p.m.	0400-0500	R. Australia	B	17795, 15320
11:30-11:55 p.m.	0430-0455	Austrian R.	C	6015
11:30-12:00 p.m.	0430-0500	Swiss R. International	B	9725, 6045
11:30-12:00 p.m.	0430-0500	R. Sofia	B	9530
11:45 p.m.-12:45 a.m.	0445-0545	BBC	A	9510, 6175, 5975 (11860 from 0500)
12:00-12:15 a.m.	0500-0515	Israel R.	B	11655, 9833
12:00-12:15 a.m.	0500-0515	R. Japan	B	15105
12:00-12:30 a.m.	0500-0530	R. Portugal	B	11935, 6025 (Mon -0520)
12:00-1:00 a.m.	0500-0600	AFRTS, Washington	A	11805, 9700, 9685, 6155, 6030
12:00-1:00 a.m.	0500-0600	R. Australia	C	21680, 17890, 17870, 17725, 15240
12:00-2:00 a.m.	0500-0700	HCB, Ecuador	B	6095, 9560, 11915
12:15-1:15 a.m.	0515-0615	Spanish Foreign R.	B	11880, 9630
12:30-12:50 a.m.	0530-0550	V. of Germany	A	11905, 11785, 9545, 6185, 6100, 5960
12:30-1:00 a.m.	0530-0600	V. of Chile	B	11765
12:30-1:25 a.m.	0530-0625	R. Nederland	A	9715, 6165
12:45-1:00 a.m.	0545-0600	UN Radio	A	9620, 6055 (Tue-Sat)
12:45-2:30 a.m.	0545-0730	BBC	B	11955, 11860, 9640, 9510, 7150
12:55-3:35 a.m.	0555-0835	V. of Nigeria	B	15120, 11770, 7255
1:00-1:15 a.m.	0600-0615	R. Japan	B	15105
1:00-1:30 a.m.	0600-0630	R. Norway	B	9645 (Mon only)
1:00-2:00 a.m.	0600-0700	RAE, Argentina	C	11755, 9690, 6120 (Tue-Sat only)
1:00-2:00 a.m.	0600-0700	AFRTS-Washington	A	11805, 9700, 9685, 6155, 6095, 6030
1:00-2:00 a.m.	0600-0700	R. RSA	C	17780, 15220
1:00-4:15 a.m.	0600-0915	R. Australia	B	15320
1:15-1:30 a.m.	0615-0630	R. Canada International	B	11825, 11735, 9730, 9655, 6140 (Mon-Fri)
1:25-3:55 a.m.	0625-0855	V. of Malaysia	C	15295, 12350, 9750
1:30-2:00 a.m.	0630-0700	R. Korea	C	9640
1:30-3:00 a.m.	0630-0800	R. Habana Cuba	A	9525
1:45-2:00 a.m.	0645-0700	R. Canada International	B	11825, 11735, 9730, 9655, 6140 (Mon-Fri)
2:00-2:15 a.m.	0700-0715	R. Japan	B	15105
2:00-4:00 a.m.	0700-0900	R. Australia	B	11740, 9570
2:00-7:00 a.m.	0700-1200	AFRTS-Washington	A	9700, 9685, 6155, 6095, 6030
2:07-2:15 a.m.	0707-0715	UN Radio	A	6135, 6055 (Tue-Sat)
2:30-2:45 a.m.	0730-0745	UN Radio	A	6135, 6055 (Tue-Sat)
2:30-3:25 a.m.	0730-0825	R. Nederland	B	9770, 9715
2:30-4:00 a.m.	0730-0900	BBC	B	11955, 9640, 9510, 7150
3:00-3:15 a.m.	0800-0815	R. Japan	B	9505
3:30-4:25 a.m.	0830-0925	R. Nederland	B	9715

Explanatory Notes.

1. Times in first column are EST. For AST, add 1 hour. CST, subtract 1 hour. MST, subtract 2 hours. PST, subtract 3 hours. Days of week are in GMT.

2. Quality. A—strong signal and very reliable reception. B—regular reception. C—occasional reception under favorable conditions. D—rarely audible. These ratings are for locations in the central USA. European and African stations are in general, more reliably received in eastern North America. Asian and Pacific stations are more reliably received in western North America. North American stations are received well except in areas too close to the transmitter site.

3. The information in this listing is correct to press time. However, frequencies and schedules are constantly changing. Listen to "DX Digest" at 1800, 1900 to Europe, 2000, 0100, 0200, 0300, 0400 on Sunday and 1900 Wednesday to Africa on R. Canada International for late changes.

4. R.—Radio; V.—Voice



YOU'RE READING POPULAR ELECTRONICS.

That already says a lot about you. That you're fascinated by the diversity of electronics.

Everything from microcomputers to audio, from construction projects to ham radio. Who knows what area of electronics will catch your interest next? That's why you read P.E. To keep in touch with all that's new and best in the many worlds of consumer electronics.

Popular Electronics

World's largest-selling
electronics magazine

Operation Assist

If you need information on outdated or rare equipment—a schematic, parts list, etc.—another reader might be able to assist. Simply send a postcard to Operation Assist, POPULAR ELECTRONICS, 1 Park Ave., New York, NY 10016. For those who can help readers, please respond directly to them. They'll appreciate it. (Only those items regarding equipment not available from normal sources are published.)

Concertone 727 tape recorder. Schematic or voltage chart. Clarence Lundy, Space 6, 1251 E. Lugonia Ave., Redlands, CA 92373.

Telequipment type D43 oscilloscope. Serial #72182. Aiwa TP-1001 tape recorder. Any available information. C. Bloch, Springhill Farm, Hillsdale, NY 12529.

Mercury model 201 tube type tester. Tube chart and schematic. Ken Layton, 1941 1/2 E. State, Apt. 8C, Olympia, WA 98506.

Atwater Kent model E radio. Schematic and owner's manual. Mike Bodner, 4073 Millstream Dr., Murrysville, PA 15668.

Pianola SR-850 AM-FM stereo auto radio. Schematic and any information. E.E. Leibert, Rt. 4, Box 70, Walla Walla, WA 99362.

Crownscriber model CDM-10 cassette tape recorder dictating machine. Schematic and parts source. Gar Miller, 114 Bradwell Rd., Barrington, IL 60010.

Knight transistor stereo amplifier model KG-870. Schematic. George Martin, 45-57 167 St., Flushing, NY 11358.

National Electronics HRO 500 receiver. Need maintenance manual and schematics. A Giroux, 555-66-8776, HHT, 2d ACR APO, NY 09093.

Tektronix oscilloscope model 545 with type CA plug in. Calibration manual. Bill Heronemus, 138 Franklin Ave., Lewes, DE 19958.

Supreme Instruments model 599 tube tester. Schematic and manual. William Groskurth, Box 1244, Terminal A, Toronto, Ontario, Canada, M5W 1G7.

Hallicrafters S 40B receiver. Operation manual and schematic. Stanley V. Ryba, 2954 Trimble Paducah, KY 42001.

Action Labs CB transceiver type TCV-271-3. Schematic or any available information. Danny Degraff, 20 Birch St., Everett, MA 02149.

Knight KG-690 signal tracer. Schematic, operating manual. Richard Roggeveen, 5569 Dunsbury Ct., San Jose, CA 95123.

Dumont Labs type 322A oscilloscope. Schematic. Dennis Smith, 19502 Bowers Dr., Topanga, CA 90290.

Sylvania type 132 oscilloscope. Operation and service manual. Jerry Eckard, 2412 129th Ave., Southeast, Bellevue, WA 98005.

Source Industries, Inc. electrograph 201 dual channel strip chart recorder. Schematic and instruction manual. P. Kalcich, Box 244, El Dorado, AK 71730.

Precision E-200 signal generator. Manual and schematic. Bill Hocutt, 926 S. Shades Crest Rd., Bessemer, AL 35020.

Kenwood model 1100. Schematic and user's manual. Greg Wright 3318 Emerald Isle Dr., Glendale, CA 91206.

Sanborn Electronic Switch model 179-100. Schematics, parts list, service manual. Michael Ames, Dept. D&EA, 214 Van Rensselaer Hall, Ithaca, NY 14853.

Knight r-f signal generator. Schematic and construction manual with parts list. David Kisner, 601 E. 12th, Hays, KS 67601.

Zenith model 4K035 four-tube radio. Schematic and operator's manual. Daniel Bevine, 506 South 8th St., Galesville, WI 54630.

Triumph model 830 oscilloscope. Schematics or any information. R. Rockwell, 2 Forest Rd., Burlington, MA 01803.

Knight kit model KG 988A stereo receiver. Schematic and parts list. Ken Bryant, 97 Williamsburg Dr., Monroe, CT 06468.

Heathkit oscilloscope model OL-1. Schematic. Robert Dole, Route 1, Alemnna, KS 67622.

Non-Linear Systems X-2 digital multimeter. Circuit board needed. Joaquin Araujo, Box 384, San Antonio, TX 78292.

Allied Knight model KG-50. Schematic needed. Joseph Szomolyai, 15418 Collins, Romulus, MI 48174.

Signal Corp. tube tester I-77-B with adapter TTA-2B. Need updated tube charts. J. Slies, 1420 Sunset Dr., Fairborn, OH 45324.

Crosley model 1318 (T 316). Schematic needed. Jerry Ungler, RR 1, Box 537, Buchanan, MI 49107.

National high frequency receiver type NC-200. Owners/operation manual, schematic, parts list and any other information. George Patchan, 3338 Slade Ct., Falls Church, VA 22042.

Cubic Corp. model V-45 voltmeter. Operating instructions, repair manual and schematic. Henry Heintz, 15939 Norborne, Redford, MI 48239.

Allied Radio Knight amateur transmitter model T-60. Operation and assembly manual. John Ross, Oakledge Rd., Brunswick, ME 04011.

Tennelec monitor, memoryscan model MS-1. Schematic and alignment procedure. Thomas R. Cannon, 7 Wistar St., Claymont, DE 19703.

Heathkit HW-2021 2-meter transceiver. Schematic diagram and parts list. Mark Canavan, 163 Thoms Cr., New Market, Ontario, Canada, L3Y-1C9.

Hallicrafters SX 110 receiver. Schematic and manual. Gary Lutes, Box 94, Beattyville, KY 41311.

Paco model S-55 oscilloscope. Need power transformer #P18-183. George Chamberlin, 2139 Penna Ave., East Liverpool, OH 43920.

Clough-Brengle model 105 oscilloscope. Manual and schematic. Edna Farkas, 651 Sanford Ave., Akron, OH 44305.

COSMAC VIP

\$249* gets the entire family into creating video games, graphics and control functions. For starters.



COSMAC VIP, the completely assembled, ready-to-operate RCA Video Interface Processor, opens up a whole new world of computer excitement. New challenges in graphics, games and control functions. Yet it's just \$249.00.

Easy to buy. And easy to program, thanks to its unique, easy-to-use interpretive language. You get a complete how-to book including programs for 20 games: fun, challenging, and ready to load and record on your cassette.

Simple but powerful.

Built around an RCA COSMAC microprocessor, the VIP is a complete computer system that can grow with you. It has 2K of RAM, expandable on-board to 4K. Plus a ROM monitor, audio tone output to a

built-in speaker, power supply, and 8-bit input and output ports for control of relays, sensors, or other peripherals.

Soon RCA will offer options for color graphics and 256 tone sound generation. An optional auxiliary keyboard will open up an exciting world of two-player games.

Take the first step now.

Check your local computer store or electronics distributor for the VIP. Or contact RCA VIP Marketing, New Holland Avenue, Lancaster, PA 17604. Phone (717) 291-5848.

*Suggested retail price. Does not include video monitor or cassette recorder.

The fun way into computers.

RCA

Popular Electronics®

INDEX VOLUMES 13 AND 14 JANUARY TO DECEMBER 1978

AUDIO

	Mo./Pg.
Amplifier Measurement, A New IHF Standard for (Feldman)	Sept. 54
AM Stereo—Soon on the Air? (De Angelo)	Dec. 59
Audio Amplifier Classes (Hirsch)	Sept. 26
Audio "Click" and "Pop" Suppressors, Comparing (Hirsch)	Nov. 64
Cartridge Loading and Preamplifier Interaction (Hirsch)	July 24
Cassette Recorder Tape Compatibility (Hirsch)	Aug. 24
Cassette Tape Formats, The New Micro/Mini (Berger)	Feb. 58
DC-Coupled Speakers, Protection for (Cogswell)	Sept. 75
Disco Preamp/Mixer, Build a (Roberts)	Sept. 61
Dolby FM Broadcasting (Hirsch)	Dec. 24
Electric Guitar or Bass, Add Fuzz to (Barbarelo)	June 44
Electronic Music Synthesizers Work, How (Simonton)	Apr. 56
Fidelity—Or Believability (Hirsch)	Mar. 26
Hi-Fi Equipment, What's New In (Berger)	May 49
Hi-Fi Sound in Any Auto, How to Get (Sutheim)	July 44
Hi-Fi Television Sound, Now You Can Enjoy (Marks)	Sept. 72
How FM Tuners Work!, Part 2 (Hirsch)	Jan. 58
Loudness Control—Boon or Bane? (Hirsch)	Jan. 24
Loudspeaker Efficiency and Amplifier Power (Hirsch)	May 26
Metal Cassette Tape Debuts (Burawa)	Sept. 73
Microprocessors in Audio Components (Hirsch)	Nov. 22
Multitrack Tape Recording, A Practical Guide to (Barbarelo)	Mar. 66
Power Race—When Will It End?, The (Hirsch)	Apr. 22
Selectable I-F Bandwidth in an FM Tuner, How Necessary is (Hirsch)	June 30
Speaker Specification Guide	June 63
Speaker Systems, Focus on (Berger)	June 56
Spectrum Analyzer in Hi-Fi Measurements (Hirsch)	Jan. 49
Stereo Blend Control, Build a (Miller)	Feb. 55
Stereo FM Tuner Buying Directory (Berger)	Jan. 54
Stereo Roto-Blender, Build a (Johnson)	Oct. 66
Super Audio Filter, Build a (Faulkner)	Sept. 74
Turntable Drive Systems (Hirsch)	Feb. 21
Unity Gain Indicator, Build a (Barbarelo)	Nov. 106
What is the Best (Tuner, Amplifier, Etc.)? (Hirsch)	Oct. 30

COMMUNICATIONS

Amateur Code Exams, Secrets of the New (Helms)	Oct. 56
Broadcasts (SW) in English to North America Sept.-Oct. 1978 (Hauser)	Oct. 95
CB Antenna, Choosing a Mobile (McVeigh)	Apr. 69
CB Today and Where It's Going	Apr. 63
CB Transceivers and Antennas, How to Install Mobile (Berger)	Apr. 73
English-Language Shortwave Broadcasts for Mar. & Apr. (Wood)	Mar. 100
English-Language Shortwave Broadcasts for May through Aug. (Wood)	May 91
Loop Antenna Extends AM Radio Reception, Low-Cost (Kohl)	July 59
Oscar: Communications Satellites for Everyone (Helms)	Feb. 60
Personal Microwave Communications System—The Mini-Wave, Part 1 (Cooper & Richey)	Oct. 42

Personal Microwave Communications System—The Mini-Wave, Part 2 (Cooper & Richey)	Nov. 71
Shortwave Broadcasts in English to N. America, Nov. 1978 to March 1979 (Hauser)	Dec. 94
Shortwave DX "Catches" from Africa (Helms)	July 60
Transceivers, Buyers Guide to Super Mobile (Berger)	Apr. 64

COMPUTERS

Cassette Control System for Computers, A (Mangieri)	Nov. 94
Computer Music Box Peripheral (Smaha)	Apr. 60
Chess Game, Build a Computer-vs-You (Green)	Dec. 49
Computer Remote Control, Part 2, Using Existing House Wiring for (Sokol, Muhonen, Miller)	Jan. 60
Computer Remote Control, Part 3, Using Existing House Wiring for (Sokol, Muhonen, Miller)	Feb. 74
Computers for Small-Business Applications, Personal (Isaacson)	Aug. 53
"Corona" 256-Color Peripheral (Lowenson, Marsh, Spann)	Nov. 92
Data Processing Quiz (Balin)	Nov. 70
Diskettes, How to Care for (Solomon)	Nov. 104
Elf Computer, A Tic-Tac-Toe Game for Your (McCormick)	Nov. 98
Elf Microcomputer, How to Upgrade a Basic (McCormick)	Feb. 65
Elf II, Expanding the (Meyer)	Mar. 62
Eprom Programmer, Low-Cost, Part 1 (Vincent)	Feb. 41
Eprom Programmer, Low-Cost, Part 2 (Vincent)	Mar. 55
"Explorer" 8085-Based Microcomputer, The (Meyer)	Nov. 87
Logic Arrays, Experiments with Programmable (Lunt)	June 88
Microprocessor Microcourse (Mims)	
Part 1	Mar. 52
Part 2	Apr. 50
Part 3	May 56
Part 4	June 48
Part 5	July 67
16-Bit Vs. 8-Bit Microprocessor (Letwin & Miller)	Nov. 101

CONSTRUCTION

Active Power "R" Box, Build an (Beene)	Oct. 69
A/D Converter, Build a Low-Cost (Green)	Sept. 45
Audio Alarm Backs Up Car Warning Lights or Meters (Nelson)	Aug. 64
Capacitance Meter, Build an Autoranging Digital (Dage)	Feb. 48
Cassette Control System for Computers, A (Mangieri)	Nov. 94
"Charge," Build (Reese)	Jan. 45
Out of Tune Correction	Mar. 10
Chess Game, Build A Computer-vs-You (Green)	Dec. 49
Circular Sweep, Experimenting with (Kirschman)	Mar. 41
"Compressor Guard," Protect Your Air Conditioner with a (Fermoye)	June 41
Computer Music Box Peripheral (Smaha)	Apr. 60
Computer Remote Control, Part 2, Using Existing House Wiring for (Sokol, Muhonen, Miller)	Jan. 60
Computer Remote Control, Part 3, Using Existing House Wiring for (Sokol, Muhonen, Miller)	Feb. 74
Digital Clock, Add a "Tick-Tock" to Your (Kraengel)	Nov. 81
Digital Darkroom Timer, Build a (Robbins)	Aug. 47
Disco Preamp/Mixer, Build a (Roberts)	Sept. 61
Dot/Bar Generator, A Low-Cost (Penny)	Sept. 78

Electric Guitar or Bass, Add Fuzz to (Barbarelo)	June 44
Electronic Voltage Regulator for Your Car, Build an (Cheers)	July 55
Out of Tune Correction	Oct. 8
Elf Computer, A Tic-Tac-Toe Game for Your (McCormick)	Nov. 98
Energy Leak Detector Reveals Home Heat and Cooling Losses (Tenny)	Oct. 59
Elf II, Expanding the (Meyer)	Mar. 62
Out of Tune Correction	June 12
Out of Tune Correction	July 6
Eprom Programmer, Low-Cost, Part 1 (Vincent)	Feb. 41
Eprom Programmer, Low-Cost, Part 2 (Vincent)	Mar. 55
Fail-Safe Timer, Build a (Lefkowitz)	May 65
Out of Tune Correction	Oct. 8
Infrared Intrusion System, An (Olson)	Dec. 66
Keyboard Conversion Circuit, Build a (Martin)	Oct. 74
LED Projects, Four Easy-to-Build (Wilkins)	Apr. 80
Loop Antenna Extends AM Radio Reception, Low-Cost (Kohl)	July 59
Magnetometers for Investigating UFO's and Other Magnetic Phenomena (Lawrence)	May 41
Model Railroad with Audio Tape, Control Your (Bostwick)	Nov. 83
Oscilloscope, How to Add Triggered Sweep to an (Goodpasture)	May 47
Personal Microwave Communications System—The Mini-Wave, Part 1 (Cooper & Richey)	Oct. 42
Personal Microwave Communications System—The Mini-Wave, Part 2 (Cooper & Richey)	Nov. 71
Phototachometer, Build a Digital (Sikonowicz)	Mar. 47
Portable Alarm for Single Entries, A (Hollabaugh)	Dec. 69
Power Supplies, How to Design and Build, Part 1 (Carr)	Apr. 41
Out of Tune Correction	July 6
Power Supplies, How to Design and Build, Part 2 (Carr)	May 61
Security Focus: Two Electronic Systems to Protect You and Your Property	Dec. 66
Stereo Blend Control, Build a (Miller)	Feb. 55
Stereo Roto-Blender, Build a (Johnson)	Oct. 66
Super Audio Filter, Build a (Faulkner)	Sept. 74
SWR Tester, Build a Low-Cost (Lewart)	June 46
Ultrasonic Detector, Listen to a New World of Sounds with (Dance)	July 64
Unity Gain Indicator, Build a (Barbarelo)	Nov. 106

DEPARTMENTS AND COLUMNS

Amateur Radio (Thurber)	
The Ideal Novice Ham Shack	Feb. 97
Getting It Together as a Novice	June 106
The Antenna—Getting Out the Signal	Sept. 111
Keys, Keyers, and Other Accessories	Oct. 88
CB Scene (Garcia)	
Automatic Transmitter Identification	Jan. 80
Handling Radio-Frequency Interference	Mar. 94
Inside a Sideband Club	July 86
Computer Bits (Chamberlin)	
Bus Systems	Jan. 77
Microcomputer Memory	Mar. 96
Microcomputer Input/Output	May 86
Computer Arithmetic	July 88
Computer Arithmetic—Multiply and Divide	Sept. 108
Computer Arithmetic—Floating Point	Nov. 122
Computer Bits (Solomon)	
Music Generators and Other Items	Feb. 92
High Resolution Graphics	Apr. 102
Computers to Aid the Handicapped	June 110
Direct-Wire Remote Control	Aug. 83
Another Graphics System	Oct. 91
Enhanced Graphics	Dec. 90
DX Listening (Hauser)	
Single Sideband Broadcasting	Mar. 99
Non-English Broadcasts to North America	Apr. 100
Current News and Future Plans	Aug. 81
Changes with the Sunspots	Sept. 106
Radio Clarin	Nov. 119
Editorial (Salsberg)	
Electronics and the Handicapped	Jan. 4
The Sound Recording Centennial	Feb. 4
Who Are You?	Mar. 4
Electronics at Winter CES	Apr. 4
Big Brother in Electronics	May 4
The Perfect Speaker Quest	June 4
The Electronic Curse!	July 4
The Light Traveller	Aug. 4
The Software Rights Dilemma	Sept. 4
The Standards Muddle	Oct. 4
POPULAR ELECTRONICS at the White House	Nov. 4
FCC Stomps on R-F Modulators	Dec. 4
Experimenter's Corner (Mims)	
Read/Write Memories (RAMs), Part 2	Jan. 67
The Schmitt Trigger	Feb. 82

	Mo./Pg.
Three-State Logic	Mar. 84
Getting Acquainted with CMOS	Apr. 84
The Monostable Multivibrator	May 76
The Voltage Multiplier	June 98
Digital to Analog Converters, Part 1	July 82
Digital to Analog Converters, Part 2	Aug. 76
Analog to Digital Converters, Part 1	Sept. 92
Analog to Digital Converters, Part 2	Oct. 82
The 74150 Multiplexer	Nov. 112
The 74154 Demultiplexer	Dec. 84
Solid State (Garner)	
"For 1 Dipt into the Future"	June 64
The Microwave Challenge	Feb. 78
Digital Meter Circuits	Mar. 76
The Light Connection	May 66
Motor Control Circuits	June 92
Crossing the Bridge	July 72
On the Light Path	Aug. 66
Solid (State) Security	Sept. 87
Chirp, Jangle, Woosh, Boom!	Oct. 75
Holiday Projects	Dec. 78
Stereo Scene (Hodges)	
The Direct-to-Disc Revolution (?)	Jan. 16
The Digital Countdown and Other	
Timely Matters	Feb. 15
The Furor Over (Gulp!) Cables	Mar. 20
With the High Rollers in Vegas	Apr. 14
For the Record	May 18
For the Record—II	June 26
Power Supplies and Other Revelations	July 20
RFI and Other Matters	Aug. 20
"Your Show of Shows"	Sept. 22
Under the Big Top	Oct. 20
New Maps of Sound	Nov. 20
So You Want to Build A Speaker	Dec. 14

FEATURES AND TUTORIALS

Amateur Code Exams, Secrets of the New	
(Helms)	Oct. 56
Amplifier Measurement, A New IHF	
Standard for (Feldman)	Sept. 54
AM Stereo—Soon on the Air? (DeAngelo)	Dec. 59
Audio Amplifier Classes (Hirsch)	Sept. 26
Audio "Click" and "Pop" Suppressers,	
Comparing (Hirsch)	Nov. 64
Broadcasts (SW) in English to North America,	
Sept.-Oct. 1978 (Hauser)	Oct. 95
Cartridge Loading and Preamplifier Interaction	
(Hirsch)	July 24
Cassette Recorder Tape Compatibility	
(Hirsch)	Aug. 24
Cassette Tape Formats, the New Micro/Mini	
(Berger)	Feb. 58
CB Antenna, Choosing a Mobile (McVeigh)	Apr. 69
CB Today and Where It's Going	Apr. 63
CB Transceivers and Antennas, How to	
Install Mobile (Berger)	Apr. 73
CB Transceivers, Buyers Guide to Super Mobile	
(Berger)	Apr. 64
Circuits for Worst-Case Performance, Designing	
(Cheairs)	Oct. 62
Computers for Small-Business Applications,	
Personal (Isaacson)	Aug. 53
"Corona" 256-Color Peripheral (Lowenson,	
Marsh, & Spann)	Nov. 92
Data Processing Quiz (Balin)	Nov. 70
DC-Coupled Speakers, Protection for	
(Cogswell)	Sept. 75
Digital Logic Probes, Clips & Pulsars,	
A Basic Guide to (Hallmark)	Nov. 53
Diskettes, How to Care for (Solomon)	Nov. 104
Dolby FM Broadcasting (Hirsch)	Dec. 24
Electronic Games, 1978 (Jensen)	Jan. 33
Electronic Music Synthesizers Work, How	
(Simonton)	Apr. 56
Electronics IQ Quiz/Balin	Dec. 65
Elf Microcomputer, How to Upgrade a Basic	
(McCormick)	Feb. 65
English-Language Shortwave Broadcasts	
for Mar. & Apr. (Wood)	Mar. 100
English-Language Shortwave Broadcasts	
for May through Aug. (Wood)	May 91
"Explorer" 8085-Based Microcomputer, The	
(Meyer)	Nov. 87
Fidelity—or Believability (Hirsch)	Mar. 26
Hi-Fi Equipment, What's New In (Berger)	May 49
Hi-Fi Sound in Any Auto, How to Get (Sutheim)	July 44
Hi-Fi Television Sound, Now You Can Enjoy	
(Marks)	Sept. 72
Holiday Season Electronic Gifts PE Editors	
Wish They'd Receive	Dec. 74
How FM Tuners Work! Part 2 (Hirsch)	Jan. 58
Interface Panel and End Test-Lead Clutter, Use an	
(Shaw)	Sept. 80
Keypad, The Versatile (Pepper)	Aug. 58
Out of Tune Correction	Nov. 6

	Mo./Pg.
Logic Arrays, Experimenting with	
Programmable (Lunt)	June 88
Loudness Control—Boon or Bane?	
(Hirsch)	Jan. 24
Loudspeaker Efficiency and Amplifier Power	
(Hirsch)	May 26
Measure the Resistance of Hot Elements,	
How to (Sydnor)	Oct. 68
Metal Cassette Tape Debuts (Burawa)	Sept. 73
Microprocessor Microcourse (Mims)	
Part 1	Mar. 52
Part 2	Apr. 50
Part 3	May 56
Part 4	June 48
Part 5	July 67
Microprocessors in Audio Components	
(Hirsch)	Nov. 22
Multitrack Tape Recording, A Practical Guide to	
(Barbarello)	Mar. 66
Oscar: Communications Satellites for Everyone	
(Helms)	Feb. 60
PC Boards from a Schematic, How to Design	
(Barbarello)	Sept. 50
Printed PC Patterns with No Camera or	
Chemicals, Now: Transfer (Fisher)	Feb. 46
Power Race—When Will It End?, The	
(Hirsch)	Apr. 22
Power Supplies, How to Design and Build, Part 1	
(Carr)	Apr. 41
Out of Tune Correction	July 6
Power Supplies, How to Design and Build, Part 2	
(Carr)	May 61
Selectable I-F Bandwidth in an FM Tuner,	
How Necessary Is (Hirsch)	June 30
Shortwave Broadcasts in English to N. America,	
Nov. 1978 to March 1979	Dec. 94
Shortwave DX "Catches" from Africa (Helms)	July 60
16-Bit Vs. 8-Bit Microprocessor (Letwin	
& Miller)	Nov. 101
Solid State Components Chart	Aug. 23
Speaker Specification Guide	June 63
Speaker Systems, Focus on (Berger)	June 56
Spectrum Analyzer in Hi-Fi Measurements	
(Hirsch)	Jan. 49
Stereo FM Tuner Buying Directory (Berger)	Jan. 54
Turntable Drive Systems (Hirsch)	Feb. 21
Video Cassette Recorders: A Rising Home	
Entertainment Star! (Buchsbaum)	Aug. 39
What is the Best (Tuner, Amplifier, Etc.)	
(Hirsch)	Oct. 30

PRODUCT TEST REPORTS

Acoustic Research Model AR-9 Speaker	
System	Oct. 36
B & K Precision Model 1820 Universal Counter	Mar. 87
Crown OL2 Digilogic Control Center	Dec. 42
Dahlquist Model DQ-1W Low-Bass Module	Mar. 33
dbx Model 128 Dynamic Range Enhancer	Jan. 31
Qual Model C 819 Cassette Deck	Dec. 38
Dynaco Stereo 416 Power Amplifier	May 36
E.F. Johnson Viking 4360 Remote-Control	
Mobile AM CB Transceiver	Jan. 74
Electro-Voice Interface: B Series II	
Speaker System	Sept. 36
Fisher Model CR-4025 Cassette Deck	June 34
Garrard Model GT 25 Automatic Record Player	Feb. 27
Hafner Model DH-101 Stereo Preamplifier	July 25
Harman-Kardon Model 730 AM Stereo Receiver	Apr. 24
Hazeltine Model 1500 Computer Terminal	Apr. 93
Heathkit Model HW-2036 2-Meter Transceiver	May 79
Infinity Model Qb Speaker System	July 42
J.I.L. Minicom SX-100 Scanning Monitor	
Receiver	Nov. 118
JBL Model L110 Bookshelf Speaker System	May 27
JVC Model JT-V77 AM/FM Stereo Tuner	Oct. 32
JVC Model P-3030 Stereo Preamplifier	Mar. 31
Kenwood KX-1030 Cassette Deck	Aug. 30
Lafayette Model LR-1200b AM/FM Stereo Receiver	
.....	Dec. 32
Leader LBO-508 Dual-Trace Oscilloscope	Aug. 80
Luxman Model R-1120 AM/FM Stereo	
Receiver	Nov. 33
Motorola CM-550 Mobile AM/SSB CB	
Transceiver	Aug. 78
Nikko Gamma I Stereo FM Tuner	June 32
Optonica Model RT-3535 Stereo	
Cassette Deck	Jan. 29
Panasonic RF-2800 5-Band Portable	
Communication Receiver	Sept. 100
Philips Model AH673 AM/Stereo FM Tuner	May 33
Pioneer GX-5050 Car Stereo FM/AM	
Receiver	Aug. 35
Pioneer Model CT-F900 Stereo Cassette Deck	Nov. 24
Realistic Optimus-10 Speaker System	Aug. 33
Sansui Model AV-717 Integrated Amplifier	Feb. 29
SBE Key/Com 1000 Mobile AM CB	

	Mo./Pg.
Transceiver	Mar. 88
Sencore Model CB 41 Automatic CB	
Performance Tester	May 78
Sencore Model DVM37 Digital Multimeter	Jan. 75
Sencore Model TF 46 Transistor/FET Tester	Oct. 86
Sharp Model RT-3388 Cassette Deck	Apr. 29
Sherwood Micro/CPU 100 FM Tuner	Feb. 32
Shure Model V15 Type IV Stereo Phono	
Cartridge	June 37
Shure SME-3009 Series III Tonearm	Oct. 39
Signet Model TK7E Stereo Phono Cartridge	Nov. 44
Sony Model ICB-1020 Portable CB	
Transceiver	July 84
Sony Model PS-X5 Turntable	Mar. 30
Sony Model TA-N88 Basic Power Amplifier	Sept. 32
Superscope Aircommand AM CB	
Transceiver	Apr. 91
Technics Model SL-1500MK2 Direct-Drive	
Turntable System	July 30
Ten-Tec Century/21 Ham CW Transceiver	Feb. 85
Tram Model D62 AM/SSB Mobile CB	
Transceiver	June 100
Wharfedale Model E50 Speaker System	Apr. 33
Yamaha Model CR-2020 AM/Stereo FM	
Receiver	Jan. 26

TEST EQUIPMENT AND TV SERVICING

Capacitance Meter, Build an Autoranging	
Digital (Dage)	Feb. 48
Digital Logic Probes, Clips & Pulsars,	
A Basic Guide to (Hallmark)	Nov. 53
Dot/Bar Generator, A Low-Cost (Penny)	Sept. 78
Interface Panel and End Test-Lead Clutter,	
Use an (Shaw)	Sept. 80
Measure the Resistance of Hot Elements,	
How to (Sydnor)	Oct. 68
Oscilloscope, How to Add Triggered Sweep to an	
(Goodpasture)	May 47
Power Supplies, How to Design and Build,	
Part 1 (Carr)	Apr. 41
Out of Tune Correction	July 6
Power Supplies, How to Design and Build,	
Part 2 (Carr)	May 61
SWR Tester, Build a Low-Cost (Lewart)	June 46

ANSWERS ELECTRONICS IQ QUIZ (On page 65)

- Answer: A. The bulbs correspond as follows: 1-C, 2-B, 3-E, 4-F, 5-A, 6-D.
- Answer: A. The combined resistance of resistances in parallel is always less than the smallest one in the group.
- Answer: C. All of the diodes are reverse-biased except C which is forward-biased.
- Answer: 7 A. The sum of the currents entering a junction must equal the sum of the currents leaving it. With 25 amperes flowing toward the center and 18 A flowing away, current G must be 7 A.
- Answer: D. All of the resistor combinations have an equivalent resistance of 12 ohms except D.
- Answer: C. Drawing C is upside down. Drawing B is reversed and rightside up, but one of the holes has been moved.
- Answer: 5864. A kilowatt-hour meter is read from left to right.
- Answer: 1-B, 2-C, 3-A.
- Answer: C. All of the components have the names of animals except C. A: crocodile clip; B: pigtails; C: banana plug; D: rabbit ears.
- Answer: 24. A = 6, add 3; B = 9, add 4; C = 13, add 5; D = 18, add 6; E = 24.

Active Electronic Sales Corp.

1978 IC MASTER

Complete integrated circuit data selector. New 1978 edition (2200 pages) is twice as big as last year. Master guide to the latest IC's including microprocessors and consumer circuits.

Free quarterly updates

\$24.95 \$19.95

Tremendous Opportunity. Subject to Prior Sale. Lowest Price Ever Offered Anywhere.



TTL LOW POWER SCHOTTKY PLASTIC DUAL-IN-LINE I.C.

Part No.	Price	Part No.	Price	Part No.	Price	Part No.	Price	Part No.	Price	Part No.	Price
74LS00	15	74LS47	89	74LS123	79	74LS170	1.25	74LS258	75	74LS368	55
74LS01	15	74LS48	89	74LS124	99	74LS173	95	74LS259	1.45	74LS373	1.75
74LS02	15	74LS49	89	74LS125	59	74LS174	69	74LS260	.29	74LS374	1.75
74LS03	15	74LS51	19	74LS126	59	74LS175	69	74LS261	1.85	74LS375	.65
74LS04	19	74LS54	19	74LS132	79	74LS181	2.50	74LS266	.39	74LS377	1.50
74LS05	19	74LS55	19	74LS133	29	74LS183	3.50	74LS273	1.65	74LS378	1.25
74LS08	19	74LS56	1.50	74LS136	39	74LS190	89	74LS275	4.50	74LS379	1.35
74LS09	19	74LS73	29	74LS138	64	74LS191	89	74LS279	.59	74LS386	.49
74LS10	15	74LS74	35	74LS139	64	74LS192	95	74LS283	.85	74LS390	1.50
74LS11	19	74LS75	49	74LS145	99	74LS193	95	74LS290	.85	74LS393	1.25
74LS12	19	74LS76	39	74LS147	1.95	74LS194	75	74LS293	1.10	74LS395	1.50
74LS13	35	74LS78	39	74LS148	99	74LS195	66	74LS295	1.25	74LS396	1.70
74LS14	59	74LS83	79	74LS151	59	74LS196	1.09	74LS298	1.25	74LS398	2.65
74LS15	19	74LS85	99	74LS153	59	74LS197	1.09	74LS299	2.95	74LS399	1.50
74LS20	15	74LS86	35	74LS155	99	74LS221	1.25	74LS324	1.25	74LS424	4.50
74LS21	19	74LS90	59	74LS156	80	74LS240	1.95	74LS325	2.55	74LS445	1.25
74LS22	19	74LS91	99	74LS157	59	74LS241	1.95	74LS326	2.55	74LS447	1.25
74LS26	25	74LS92	59	74LS158	69	74LS242	1.95	74LS327	2.55	74LS490	1.95
74LS27	21	74LS93	49	74LS160	84	74LS243	1.95	74LS347	1.25	74LS668	.90
74LS28	21	74LS95	70	74LS161	84	74LS244	1.95	74LS348	1.75	74LS669	.90
74LS30	15	74LS96	99	74LS162	84	74LS245	1.95	74LS352	1.35	74LS670	2.00
74LS32	25	74LS107	39	74LS163	84	74LS247	1.25	74LS353	1.35		
74LS33	27	74LS109	32	74LS164	89	74LS248	1.25	74LS362	7.00		
74LS37	23	74LS112	32	74LS165	1.25	74LS249	1.25	74LS365	.55		
74LS38	23	74LS113	39	74LS166	1.45	74LS251	.85	74LS366	.55		
74LS40	19	74LS114	39	74LS168	1.50	74LS253	.85	74LS367	.55		
74LS42	54	74LS122	50	74LS169	1.50	74LS257	.60				

Dual In-line Sockets

Finest Quality Sockets Available Anywhere

Stock level	Contacts	Price
14000	8 PIN	.11
345000	14 PIN	.13
156000	16 PIN	.15
33000	18 PIN	.19
18000	22 PIN	.27
84000	24 PIN	.28
25000	28 PIN	.36
46000	40 PIN	.48

All new major manufacturer production material offered. Largest variety of device types available anywhere.

LINEAR I.C.'S

LM324N	49	Quad Op Amp
LM339N	49	Quad Comparator
LM555N - 8	29	Timer
LM556N - 14	59	Dual Timer
LM723CN	34	Voltage Regulator
LM723CH	39	Voltage Regulator
LM741CH	37	Op Amp
LM741CN - 8	24	Op Amp
LM1458N - 8	39	Dual Op Amp

MOS Static RAM'S

Stock level	Part No.	Price
41400	2114	7.50
	4K (1K x 4) 450NS	
59500	2102LFPC	1.19
	1K 350NS (Low Power)	

MOS Dynamic RAM'S

Stock level	Part No.	Price
21110	4K 4060	3.95
	300NS	
27550	16K 416-3	11.95
	200NS	
18650	16K 416-5	8.95
	300NS	

UART's

Stock level	Part No.	Price
29000	AY5-1013A	4.95
9200	AY3-1015	5.95

1K CMOS RAM

Stock level	Part No.	Price
4400	5101	4.95
	450NS (Low Power)	

MICROPROCESSOR CHIPS

Stock level	Part No.	Price
21600	8080A	5.95 5.50
2700	6800	8.95 7.95

INTERFACE SUPPORT CIRCUITS

Stock level	Part No.	Price
1250	8212	1.98
1800	8214	4.95 3.95
11200	8216	1.98
1700	8224	2.75
2800	8226	1.98
1500	8228	4.75
1000	8238	4.75
4900	8251	5.95 4.95
500	8253	14.95
5200	8255	5.95
1100	8257	9.95
300	8259	14.95
1500	6810	3.95 3.50
1700	6820	4.95 3.95
1400	6821	4.95 3.95
2800	6850	5.95 4.95
700	6852	5.95 4.95

GENERAL INSTRUMENT

Stock level	Part No.	Price	Stock level	Part No.	Price
1.7 Million	1N4001	50V .029	29000	W02M	200V .28
9 Million	1N4002	100V .039	57000	W04M	400V .32
5 Million	1N4003	200V .045	390000	W06M	600V .34
5.7 Million	1N4004	400V .049	80000	W08M	800V .39
1.6 Million	1N4005	600V .055	7000	W10M	1000V .60
8 Million	1N4006	800V .065			
1.8 Million	1N4007	1000V .07			

1.5 AMP Single Phase Silicon Bridge Rectifiers

SWITCHING DIODES

Part No.	Price
1N914 (100V .4NS)	.027
1N4148 (100V .4NS)	.027



Z80-CPU	14.95	Z80-SIO/O	59.00
Z80A-CPU	24.95	Z80A-SIO/O	68.00
Z80-PIO	7.95	(common TX & RX clocks with DTRB)	
Z80A-PIO	11.95		
Z80-CTC	7.95	Z80-SIO/1	59.00
Z80A-CTC	11.95	Z80A-SIO/1	68.00
Z80-DMA	46.00	(separate TX & RX clocks without DTRB)	



Active Electronic Sales Corp.

P.O. BOX 1035 FRAMINGHAM, MASSACHUSETTS 01701

Over-the-counter sales.
12 Mercer Rd., Natick, Mass. 01760
Behind Zayres on Rte. 9
Telephone Orders & Enquiries (617) 879-0077

IN CANADA 3 LOCATIONS

5651 FERRIER ST.
MONTREAL, QUEBEC
H4P 2K5
Tel: (514) 735-6425

4800 DUFFERIN ST.
DOWNSVIEW, ONTARIO
M3H 5S9
Tel: (416) 661-1115

BAXTER CENTRE
1050 BAXTER ROAD
OTTAWA, ONTARIO
K2C 3P2
Tel: (613) 820-9471

MINIMUM ORDER \$10.00 • ADD \$2.00 TO COVER POSTAGE & HANDLING • Canadian customers add 30% for exchange and handling. All federal and provincial taxes extra.

Foreign customers please remit payment on an international bank draft or international postal money order in American dollars.



7400 TTL

SN7400N	16	SN7470N	29	SN74160N	89
SN7401N	18	SN7471N	35	SN74161N	89
SN7402N	18	SN7472N	35	SN74162N	89
SN7403N	18	SN7473N	35	SN74163N	89
SN7404N	18	SN7474N	5.00	SN74164N	89
SN7405N	20	SN7475N	5.00	SN74165N	89
SN7406N	29	SN7476N	5.00	SN74166N	1.25
SN7407N	29	SN7477N	5.00	SN74167N	1.25
SN7408N	20	SN7478N	5.00	SN74168N	1.25
SN7409N	20	SN7479N	5.00	SN74169N	1.25
SN7410N	18	SN7480N	1.75	SN74170N	1.25
SN7411N	25	SN7481N	4.5	SN74171N	89
SN7412N	25	SN7482N	4.5	SN74172N	89
SN7413N	25	SN7483N	4.5	SN74173N	89
SN7414N	25	SN7484N	4.5	SN74174N	89
SN7415N	25	SN7485N	4.5	SN74175N	89
SN7416N	25	SN7486N	4.5	SN74176N	89
SN7417N	25	SN7487N	4.5	SN74177N	89
SN7418N	25	SN7488N	4.5	SN74178N	89
SN7419N	25	SN7489N	4.5	SN74179N	89
SN7420N	25	SN7490N	4.5	SN74180N	89
SN7421N	25	SN7491N	4.5	SN74181N	89
SN7422N	25	SN7492N	4.5	SN74182N	89
SN7423N	25	SN7493N	4.5	SN74183N	89
SN7424N	25	SN7494N	4.5	SN74184N	89
SN7425N	25	SN7495N	4.5	SN74185N	89
SN7426N	25	SN7496N	4.5	SN74186N	89
SN7427N	25	SN7497N	4.5	SN74187N	89
SN7428N	25	SN7498N	4.5	SN74188N	89
SN7429N	25	SN7499N	4.5	SN74189N	89
SN7430N	25	SN7500N	4.5	SN74190N	89
SN7431N	25	SN7501N	4.5	SN74191N	89
SN7432N	25	SN7502N	4.5	SN74192N	89
SN7433N	25	SN7503N	4.5	SN74193N	89
SN7434N	25	SN7504N	4.5	SN74194N	89
SN7435N	25	SN7505N	4.5	SN74195N	89
SN7436N	25	SN7506N	4.5	SN74196N	89
SN7437N	25	SN7507N	4.5	SN74197N	89
SN7438N	25	SN7508N	4.5	SN74198N	89
SN7439N	25	SN7509N	4.5	SN74199N	89
SN7440N	25	SN7510N	4.5	SN74200N	89
SN7441N	25	SN7511N	4.5	SN74201N	89
SN7442N	25	SN7512N	4.5	SN74202N	89
SN7443N	25	SN7513N	4.5	SN74203N	89
SN7444N	25	SN7514N	4.5	SN74204N	89
SN7445N	25	SN7515N	4.5	SN74205N	89
SN7446N	25	SN7516N	4.5	SN74206N	89
SN7447N	25	SN7517N	4.5	SN74207N	89
SN7448N	25	SN7518N	4.5	SN74208N	89
SN7449N	25	SN7519N	4.5	SN74209N	89
SN7450N	25	SN7520N	4.5	SN74210N	89
SN7451N	25	SN7521N	4.5	SN74211N	89
SN7452N	25	SN7522N	4.5	SN74212N	89
SN7453N	25	SN7523N	4.5	SN74213N	89
SN7454N	25	SN7524N	4.5	SN74214N	89
SN7455N	25	SN7525N	4.5	SN74215N	89
SN7456N	25	SN7526N	4.5	SN74216N	89
SN7457N	25	SN7527N	4.5	SN74217N	89
SN7458N	25	SN7528N	4.5	SN74218N	89
SN7459N	25	SN7529N	4.5	SN74219N	89
SN7460N	25	SN7530N	4.5	SN74220N	89

Vigilite

Electronic Home Security Timer
A microprocessor-based pre-programmed light control that fits into a home wall socket, replacing the standard on/off light switch. Discourages intruders and burglars by turning lights on and off in a "realistic" pattern while you're away.

Unlike other electromechanical timers, Vigilite can simulate the lighting patterns of five different rooms as selected by the user. Vigilite can also control over-head lights, which other timers cannot. Three Vigilite units, simulating kitchen, bathroom, and bedroom lighting, can give a home ultimate protection, because the user chooses a lighting pattern that detects his real life pattern. He then sets the Vigilite clock and room pattern accordingly. (See bar chart below.) The house actually looks occupied, although no one is home.

Easy to install, the Vigilite unit contains an accurate digital LED clock, plus pre-programmed independent lighting patterns for bedroom, bathroom, kitchen, living room, and outside porch lights. All-solid-state components assure the user long product life and reliability.

Technical Specifications

1. Electrical requirements—120 VAC
2. Cannot be used to control incandescent or other motor driven equipment
3. For use with permanently installed incandescent 40 W or 300 W light fixtures—single pole circuits
4. One single unit required for each room circuit



Part Number
VGL-1
\$39.95 ea.

DISCRETE LEDS

TYPE	POLARITY	HT	PRICE	TYPE	POLARITY	HT	PRICE
MAN 1	Common Anode-red	270	2.95	MAN 6730	Common Anode-red + 1	560	99
MAN 2	5 x 7 Dot Matrix-red	270	4.95	MAN 6740	Common Cathode-red D	560	99
MAN 3	Common Cathode-red	125	2.25	MAN 6750	Common Cathode-red + 1	560	99
MAN 4	Common Cathode-green	187	1.95	MAN 6760	Common Cathode-red	560	99
MAN 5	Common Cathode-yellow	300	1.25	MAN 6780	Common Cathode-red	560	99
MAN 6	Common Cathode-blue	300	1.25	DL701	Common Cathode-red + 1	300	99
MAN 7	Common Cathode-orange	300	1.25	DL702	Common Cathode-red	300	99
MAN 8	Common Cathode-yellow	300	99	DL728	Common Cathode-red	500	1.49
MAN 9	Common Cathode-yellow	300	99	DL741	Common Cathode-red	600	1.25
MAN 10	Common Cathode-orange	300	99	DL746	Common Cathode-red	600	1.49
MAN 11	Common Cathode-orange	300	99	DL747	Common Cathode-red + 1	600	1.49
MAN 12	Common Cathode-orange	300	99	DL749	Common Cathode-red	600	1.49
MAN 13	Common Cathode-orange	300	99	DL750	Common Cathode-red	600	1.49
MAN 14	Common Cathode-orange	300	99	DL751	Common Cathode-red	600	1.49
MAN 15	Common Cathode-orange	300	99	DL752	Common Cathode-red	600	1.49
MAN 16	Common Cathode-orange	300	99	DL753	Common Cathode-red	600	1.49
MAN 17	Common Cathode-orange	300	99	DL754	Common Cathode-red	600	1.49
MAN 18	Common Cathode-orange	300	99	DL755	Common Cathode-red	600	1.49
MAN 19	Common Cathode-orange	300	99	DL756	Common Cathode-red	600	1.49
MAN 20	Common Cathode-orange	300	99	DL757	Common Cathode-red	600	1.49
MAN 21	Common Cathode-orange	300	99	DL758	Common Cathode-red	600	1.49
MAN 22	Common Cathode-orange	300	99	DL759	Common Cathode-red	600	1.49
MAN 23	Common Cathode-orange	300	99	DL760	Common Cathode-red	600	1.49
MAN 24	Common Cathode-orange	300	99	DL761	Common Cathode-red	600	1.49
MAN 25	Common Cathode-orange	300	99	DL762	Common Cathode-red	600	1.49
MAN 26	Common Cathode-orange	300	99	DL763	Common Cathode-red	600	1.49
MAN 27	Common Cathode-orange	300	99	DL764	Common Cathode-red	600	1.49
MAN 28	Common Cathode-orange	300	99	DL765	Common Cathode-red	600	1.49
MAN 29	Common Cathode-orange	300	99	DL766	Common Cathode-red	600	1.49
MAN 30	Common Cathode-orange	300	99	DL767	Common Cathode-red	600	1.49
MAN 31	Common Cathode-orange	300	99	DL768	Common Cathode-red	600	1.49
MAN 32	Common Cathode-orange	300	99	DL769	Common Cathode-red	600	1.49
MAN 33	Common Cathode-orange	300	99	DL770	Common Cathode-red	600	1.49
MAN 34	Common Cathode-orange	300	99	DL771	Common Cathode-red	600	1.49
MAN 35	Common Cathode-orange	300	99	DL772	Common Cathode-red	600	1.49
MAN 36	Common Cathode-orange	300	99	DL773	Common Cathode-red	600	1.49
MAN 37	Common Cathode-orange	300	99	DL774	Common Cathode-red	600	1.49
MAN 38	Common Cathode-orange	300	99	DL775	Common Cathode-red	600	1.49
MAN 39	Common Cathode-orange	300	99	DL776	Common Cathode-red	600	1.49
MAN 40	Common Cathode-orange	300	99	DL777	Common Cathode-red	600	1.49
MAN 41	Common Cathode-orange	300	99	DL778	Common Cathode-red	600	1.49
MAN 42	Common Cathode-orange	300	99	DL779	Common Cathode-red	600	1.49
MAN 43	Common Cathode-orange	300	99	DL780	Common Cathode-red	600	1.49
MAN 44	Common Cathode-orange	300	99	DL781	Common Cathode-red	600	1.49
MAN 45	Common Cathode-orange	300	99	DL782	Common Cathode-red	600	1.49
MAN 46	Common Cathode-orange	300	99	DL783	Common Cathode-red	600	1.49
MAN 47	Common Cathode-orange	300	99	DL784	Common Cathode-red	600	1.49
MAN 48	Common Cathode-orange	300	99	DL785	Common Cathode-red	600	1.49
MAN 49	Common Cathode-orange	300	99	DL786	Common Cathode-red	600	1.49
MAN 50	Common Cathode-orange	300	99	DL787	Common Cathode-red	600	1.49
MAN 51	Common Cathode-orange	300	99	DL788	Common Cathode-red	600	1.49
MAN 52	Common Cathode-orange	300	99	DL789	Common Cathode-red	600	1.49
MAN 53	Common Cathode-orange	300	99	DL790	Common Cathode-red	600	1.49
MAN 54	Common Cathode-orange	300	99	DL791	Common Cathode-red	600	1.49
MAN 55	Common Cathode-orange	300	99	DL792	Common Cathode-red	600	1.49
MAN 56	Common Cathode-orange	300	99	DL793	Common Cathode-red	600	1.49
MAN 57	Common Cathode-orange	300	99	DL794	Common Cathode-red	600	1.49
MAN 58	Common Cathode-orange	300	99	DL795	Common Cathode-red	600	1.49
MAN 59	Common Cathode-orange	300	99	DL796	Common Cathode-red	600	1.49
MAN 60	Common Cathode-orange	300	99	DL797	Common Cathode-red	600	1.49
MAN 61	Common Cathode-orange	300	99	DL798	Common Cathode-red	600	1.49
MAN 62	Common Cathode-orange	300	99	DL799	Common Cathode-red	600	1.49
MAN 63	Common Cathode-orange	300	99	DL800	Common Cathode-red	600	1.49
MAN 64	Common Cathode-orange	300	99	DL801	Common Cathode-red	600	1.49
MAN 65	Common Cathode-orange	300	99	DL802	Common Cathode-red	600	1.49
MAN 66	Common Cathode-orange	300	99	DL803	Common Cathode-red	600	1.49
MAN 67	Common Cathode-orange	300	99	DL804	Common Cathode-red	600	1.49
MAN 68	Common Cathode-orange	300	99	DL805	Common Cathode-red	600	1.49
MAN 69	Common Cathode-orange	300	99	DL806	Common Cathode-red	600	1.49
MAN 70	Common Cathode-orange	300	99	DL807	Common Cathode-red	600	1.49
MAN 71	Common Cathode-orange	300	99	DL808	Common Cathode-red	600	1.49
MAN 72	Common Cathode-orange	300	99	DL809	Common Cathode-red	600	1.49
MAN 73	Common Cathode-orange	300	99	DL810	Common Cathode-red	600	1.49
MAN 74	Common Cathode-orange	300	99	DL811	Common Cathode-red	600	1.49
MAN 75	Common Cathode-orange	300	99	DL812	Common Cathode-red	600	1.49
MAN 76	Common Cathode-orange	300	99	DL813	Common Cathode-red	600	1.49
MAN 77	Common Cathode-orange	300	99	DL814	Common Cathode-red	600	1.49
MAN 78	Common Cathode-orange	300	99	DL815	Common Cathode-red	600	1.49
MAN 79	Common Cathode-orange	300	99	DL816	Common Cathode-red	600	1.49
MAN 80	Common Cathode-orange	300	99	DL817	Common Cathode-red	600	1.49
MAN 81	Common Cathode-orange	300	99	DL818	Common Cathode-red	600	1.49
MAN 82	Common Cathode-orange	300	99	DL819	Common Cathode-red	600	1.49
MAN 83	Common Cathode-orange	300	99	DL820	Common Cathode-red	600	1.49
MAN 84	Common Cathode-orange	300	99	DL821	Common Cathode-red	600	1.49
MAN 85	Common Cathode-orange	300	99	DL822	Common Cathode-red	600	1.49
MAN 86	Common Cathode-orange	300	99	DL823	Common Cathode-red	600	1.49
MAN 87	Common Cathode-orange	300	99	DL824	Common Cathode-red	600	1.49
MAN 88	Common Cathode-orange	300	99	DL825	Common Cathode-red	600	1.49
MAN 89	Common Cathode-orange	300	99	DL826	Common Cathode-red	600	1.49
MAN 90	Common Cathode-orange	300	99	DL827	Common Cathode-red	600	1.49
MAN 91	Common Cathode-orange	300	99	DL828	Common Cathode-red	600	1.49
MAN 92	Common Cathode-orange	300	99	DL829	Common Cathode-red	600	1.49
MAN 93	Common Cathode-orange	300	99	DL830	Common Cathode-red	600	1.49
MAN 94	Common Cathode-orange	300	99	DL831	Common Cathode-red	600	1.49
MAN 95	Common Cathode-orange	300	99	DL832	Common Cathode-red	600	1.49
MAN 96	Common Cathode-orange	300	99	DL833	Common Cathode-red	600	1.49
MAN 97	Common Cathode-orange	300	99	DL834	Common Cathode-red	600	1.49
MAN 98	Common Cathode-orange	300	99	DL835	Common Cathode-red	600	1.49
MAN 99	Common Cathode-orange	300	99	DL836	Common Cathode-red	600	1.49
MAN 100	Common Cathode-orange	300	99	DL837	Common Cathode-red	600	1.49

TIME T1001 LIQUID CRYSTAL DISPLAY

\$1																																																																																																																																																																																																																																																																																																																																																																																																																																																																																																																																																																																																																																																																																																																																																																																																																																																																																																																																																																																																																																																																																																																																																																																																																																																																																																																																																																																																																																																																																																																																																																																																																									</
-----	--	--	--	--	--	--	--	--	--	--	--	--	--	--	--	--	--	--	--	--	--	--	--	--	--	--	--	--	--	--	--	--	--	--	--	--	--	--	--	--	--	--	--	--	--	--	--	--	--	--	--	--	--	--	--	--	--	--	--	--	--	--	--	--	--	--	--	--	--	--	--	--	--	--	--	--	--	--	--	--	--	--	--	--	--	--	--	--	--	--	--	--	--	--	--	--	--	--	--	--	--	--	--	--	--	--	--	--	--	--	--	--	--	--	--	--	--	--	--	--	--	--	--	--	--	--	--	--	--	--	--	--	--	--	--	--	--	--	--	--	--	--	--	--	--	--	--	--	--	--	--	--	--	--	--	--	--	--	--	--	--	--	--	--	--	--	--	--	--	--	--	--	--	--	--	--	--	--	--	--	--	--	--	--	--	--	--	--	--	--	--	--	--	--	--	--	--	--	--	--	--	--	--	--	--	--	--	--	--	--	--	--	--	--	--	--	--	--	--	--	--	--	--	--	--	--	--	--	--	--	--	--	--	--	--	--	--	--	--	--	--	--	--	--	--	--	--	--	--	--	--	--	--	--	--	--	--	--	--	--	--	--	--	--	--	--	--	--	--	--	--	--	--	--	--	--	--	--	--	--	--	--	--	--	--	--	--	--	--	--	--	--	--	--	--	--	--	--	--	--	--	--	--	--	--	--	--	--	--	--	--	--	--	--	--	--	--	--	--	--	--	--	--	--	--	--	--	--	--	--	--	--	--	--	--	--	--	--	--	--	--	--	--	--	--	--	--	--	--	--	--	--	--	--	--	--	--	--	--	--	--	--	--	--	--	--	--	--	--	--	--	--	--	--	--	--	--	--	--	--	--	--	--	--	--	--	--	--	--	--	--	--	--	--	--	--	--	--	--	--	--	--	--	--	--	--	--	--	--	--	--	--	--	--	--	--	--	--	--	--	--	--	--	--	--	--	--	--	--	--	--	--	--	--	--	--	--	--	--	--	--	--	--	--	--	--	--	--	--	--	--	--	--	--	--	--	--	--	--	--	--	--	--	--	--	--	--	--	--	--	--	--	--	--	--	--	--	--	--	--	--	--	--	--	--	--	--	--	--	--	--	--	--	--	--	--	--	--	--	--	--	--	--	--	--	--	--	--	--	--	--	--	--	--	--	--	--	--	--	--	--	--	--	--	--	--	--	--	--	--	--	--	--	--	--	--	--	--	--	--	--	--	--	--	--	--	--	--	--	--	--	--	--	--	--	--	--	--	--	--	--	--	--	--	--	--	--	--	--	--	--	--	--	--	--	--	--	--	--	--	--	--	--	--	--	--	--	--	--	--	--	--	--	--	--	--	--	--	--	--	--	--	--	--	--	--	--	--	--	--	--	--	--	--	--	--	--	--	--	--	--	--	--	--	--	--	--	--	--	--	--	--	--	--	--	--	--	--	--	--	--	--	--	--	--	--	--	--	--	--	--	--	--	--	--	--	--	--	--	--	--	--	--	--	--	--	--	--	--	--	--	--	--	--	--	--	--	--	--	--	--	--	--	--	--	--	--	--	--	--	--	--	--	--	--	--	--	--	--	--	--	--	--	--	--	--	--	--	--	--	--	--	--	--	--	--	--	--	--	--	--	--	--	--	--	--	--	--	--	--	--	--	--	--	--	--	--	--	--	--	--	--	--	--	--	--	--	--	--	--	--	--	--	--	--	--	--	--	--	--	--	--	--	--	--	--	--	--	--	--	--	--	--	--	--	--	--	--	--	--	--	--	--	--	--	--	--	--	--	--	--	--	--	--	--	--	--	--	--	--	--	--	--	--	--	--	--	--	--	--	--	--	--	--	--	--	--	--	--	--	--	--	--	--	--	--	--	--	--	--	--	--	--	--	--	--	--	--	--	--	--	--	--	--	--	--	--	--	--	--	--	--	--	--	--	--	--	--	--	--	--	--	--	--	--	--	--	--	--	--	--	--	--	--	--	--	--	--	--	--	--	--	--	--	--	--	--	--	--	--	--	--	--	--	--	--	--	--	--	--	--	--	--	--	--	--	--	--	--	--	--	--	--	--	--	--	--	--	--	--	--	--	--	--	--	--	--	--	--	--	--	--	--	--	--	--	--	--	--	--	--	--	--	--	--	--	--	--	--	--	--	--	--	--	--	--	--	--	--	--	--	--	--	--	--	--	--	--	--	--	--	--	--	--	--	--	--	--	--	--	--	--	--	--	--	--	--	--	--	--	--	--	--	--	--	--	--	--	--	--	--	--	--	--	--	--	--	--	--	--	--	--	--	--	--	--	--	--	--	--	--	--	--	--	--	--	--	--	--	--	--	--	--	--	--	--	--	--	--	--	--	--	--	--	--	--	--	--	--	--	--	--	--	--	--	--	--	--	--	--	--	--	--	--	--	--	--	--	--	--	--	--	--	--	--	--	--	--	--	--	--	--	--	--	--	--	--	--	--	--	--	--	--	--	--	--	--	--	--	--	--	--	--	--	--	--	--	--	--	--	--	--	--	--	--	--	--	--	--	--	--	--	--	--	--	--	--	--	--	--	--	--	--	--	--	--	--	--	--	--	--	--	--	--	--	--	--	--	--	--	--	--	--	--	--	--	--	--	--	--	--	--	--	--	--	--	--	--	--	--	--	--	--	--	--	--	--	--	--	--	--	--	--	--	--	--	--	--	--	--	--	--	--	--	--	--	--	--	--	--	--	--	--	--	--	--	--	--	--	--	--	--	--	--	--	--	--	--	--	--	--	--	--	--	--	--	--	--	--	--	--	--	--	--	--	--	--	--	--	--	--	--	--	--	--	--	--	--	--	--	--	--	--	--	--	--	--	--	--	--	--	--	--	--	--	--	--	--	--	--	--	--	--	--	--	--	--	--	--	--	--	--	--	--	--	--	--	--	--	--	--	--	--	--	--	--	--	--	--	--	--	--	--	--	--	--	--	--	--	--	--	--	--	--	--	--	--	--	--	--	--	--	--	--	--	--	--	--	--	--	--	--	--	--	--	--	--	--	--	--	--	--	--	--	--	--	--	--	--	--	--	--	--	--	--	--	--	--	--	--	--	--	--	--	--	--	--	--	--	--	--	--	--	--	--	--	--	--	--	--	--	--	--	--	--	--	--	--	--	--	--	--	--	--	--	--	--	--	--	--	--	--	--	--	--	--	--	--	--	--	--	--	--	--	--	--	--	--	--	--	--	--	--	--	--	--	--	--	--	--	--	--	--	--	--	--	--	--	--	--	--	--	--	--	--	--	--	--	--	--	--	--	--	--	--	--	--	--	--	--	--	--	--	--	--	--	--	--	--	--	--	--	--	--	--	--	--	--	--	--	--	--	--	--	--	--	--	--	--	--	--	--	--	--	--	--	--	--	--	--	--	--	--	--	--	--	--	--	--	--	--	--	--	--	--	--	--	--	--	--	--	--	--	--	--	--	--	--	--	--	--	--	--	--	--	--	--	--	--	--	--	--	--	--	--	--	--	--	--	--	--	--	--	--	--	--	--	--	--	--	----

Radio Shack: No. 1 Parts Place

Low Prices and New Items Everyday!

Top-quality devices, fully functional, carefully inspected. Guaranteed to meet all specifications, both electrically and mechanically. All are made by well-known American manufacturers, and all have to pass manufacturer's quality control procedures. These are not rejects, not fallouts, not seconds. In fact, there are none better on the market! Always count on Radio Shack for the finest quality electronic parts!

Linear ICs

By National Semiconductor and Motorola — first quality

Type	Cat. No.	ONLY
301CN	276-017	49¢
324N	276-1711	1.49
339N	276-1712	1.49
386CN	276-1731	99¢
555CN	276-1723	79¢
556CN	276-1728	1.39
566CN	276-1724	1.69
567CN	276-1721	1.99
723CN	276-1740	69¢
741CN	276-007	49¢
741H	276-010	49¢
3900N	276-1713	99¢
3909N	276-1705	99¢
4558CN	276-038	79¢
75491	276-1701	99¢
75492	276-1702	99¢
7805	276-1770	1.29
7812	276-1771	1.29
7815	276-1772	1.29

Hand-Held 6-Digit Frequency Counter

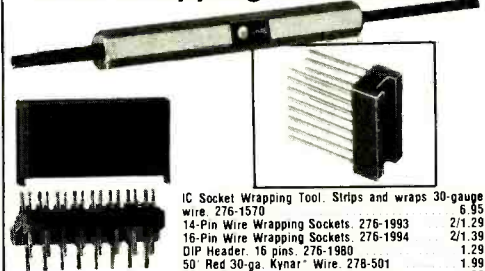
- Counts from 100 Hz to 45 MHz
- kHz and MHz Decimals

99⁹⁵

A high quality "pocket" counter with accuracy of 3ppm at 25°C or less than 30 Hz at 10 MHz! Overload-protected 1-meg input. Sensitivity, 30 mV up to 30 MHz. Lead-zero blanking. Just 3x4½" With mini-rod antenna, leads, case, instructions. Requires 9V alkaline battery. 22-351 **99.95**



Wire Wrapping Accessories



IC Socket Wrapping Tool. Strips and wraps 30-gauge wire. 276-1570 6.95
14-Pin Wire Wrapping Sockets. 276-1993 2/1.29
16-Pin Wire Wrapping Sockets. 276-1994 2/1.39
DIP Header. 16 pins. 276-1980 1.29
50 Red 30-ga. Kynar Wire. 276-501 1.99
50 White 30-ga. Kynar Wire. 276-502 1.99
50 Blue 30-ga. Kynar Wire. 276-503 1.99

Computer Chip



8-Bit Data Bus, 16-Bit Address Bus

8080A Microprocessor. 100% prime CPU handles up to 65K bytes memory. 276-2510. **12.95**

RAM Memory IC



Under 450 nS Access Time

2102 1K Static RAM. Low power version. 16-pin DIP. Buy 8 and save! 276-2501 **2.49 Ea. or 8/14.95**

TTL and CMOS Logic ICs



Full-Spec Devices Direct from Motorola and National Semiconductor

Type	Cat. No.	ONLY
7400	276-1801	35¢
7402	276-1811	39¢
7404	276-1802	35¢
7406	276-1821	49¢
7410	276-1807	39¢
7413	276-1815	79¢
7420	276-1809	39¢
7427	276-1823	49¢
7432	276-1824	49¢
7441	276-1804	99¢
7447	276-1805	99¢
7448	276-1816	99¢
7451	276-1825	39¢
7473	276-1803	49¢
7474	276-1818	49¢
7475	276-1806	79¢
7476	276-1813	59¢
7485	276-1826	1.19
7486	276-1827	49¢
7490	276-1808	79¢
7492	276-1819	69¢
74123	276-1817	99¢
74145	276-1828	1.19
74150	276-1829	1.39
74154	276-1834	1.29
74192	276-1831	1.19
74193	276-1820	1.19
74194	276-1832	1.19
74196	276-1833	1.29
4001	276-2401	49¢
4011	276-2411	49¢
4013	276-2413	89¢
4017	276-2417	1.49
4020	276-2420	1.49
4027	276-2427	89¢
4049	276-2449	89¢
4050	276-2450	69¢
4511	276-2447	1.69
4518	276-2490	1.49

NEW IC Breadboard Sockets



Modular boards snap together and feature standard 0.3" center. Accepts 22 through 30-gauge solid hookup wire.

- 550 connections in 2 bus strips of 40 tie points each with 47 rows of 5 connected tie points. 2½x6" 276-174 **9.95**
- 270 connections in 2 bus strips of 40 tie points each with 23 rows of 5 connected tie points. 2½x3¾" 276-175 **5.95**
- Mini-Socket. 22 rows of 5 tie points each, plus 2 bus strips with 10 connections each. 2½x1½" 276-176 **3.95**

Low-Cost Power Transformers

- Primaries Designed to Operate from 120VAC, 60 Hz
- Solder Lugs for Easy Wiring or PC Board Mounting

Volts	Current	Cat. No.	Each	Volts	Current	Cat. No.	Each
6.3	1.2A	273-050	2.49	6.3 CT	3A	273-1510	3.99
6.3	300 mA	273-1384	1.99	12.6 CT	3A	273-1511	4.69
12	300 mA	273-1385	1.99	25.2 CT	2A	273-1512	4.99
24	300 mA	273-1386	2.49	12	5A	273-1513	8.95
24	1.2A	273-1480	2.99	18 CT*	4A	273-1514	8.95
12.6 CT	1.2A	273-1505	2.89	18 CT*	2A	273-1515	4.99

*Ideal for 5V (using CT) or 12V solid-state regulators

NEW 3-Amp 4PDT Relay



With Clear Protective Cover


Switch up to four different circuits! Contacts rated 3 amps at 125VAC. 12VDC coil, 160 ohms resistance. Solder terminals. Just 1½x1½x1½". 275-214 **4.99**

Radio Shack Reference Books



- Digital Integrated Circuits. Complete specs. AC test circuits, waveforms. 62-1370 **3.95**
- Voltage Regulator Handbook. 62-1371 **2.95**
- Linear Integrated Circuits. Covers op-amps, voltage regulators, more. 62-1372 **3.95**
- Linear Applications. Fully indexed and cross-referenced. 62-1373 **2.95**
- Linear Applications, Vol. 2. The latest data sheets, applications. 62-1374 Reg. 2.95 **Sale 1.95**

- CMOS Integrated Circuits. Covers 74C series, CD4000 with data specs. 62-1375 Reg. 3.95 **Sale 2.29**
- Memory Data Book. 62-1376 Reg. 3.95 **Sale 2.29**
- Intel® 8080/8085 Programming Manual. Uses Intel's assembly language. 62-1377 **3.95**
- Intel Memory Design Handbook. Companion to Data Catalog. below. 62-1378 **3.95**
- Intel Data Catalog. 928 pages of complete specs on most Intel standard devices. 62-1379 **4.95**



Paddle Switches



NEW

Rated 6 Amps at 125VAC

Mounts in ¾" round hole—no need to cut square opening. SPST Black. 275-641 **1.69**
SPDT Red. 275-642 **1.89**
DPDT Black. 275-643 **2.19**

Lighted DPDT Pushbutton Switch




NEW

Push-on/push-off switch rated 4A at 12VDC. Button glows red in "on" position. Mounts in 9/16" hole. U.L. listed. 275-675 **4.69**

8-Rocker DIP Switch

Standard .100x.300" DIP



Designed for easy change of preset logic states in digital circuits. Fits 16-pin IC socket or mounts on PC board. 275-1301 **1.99**

Epoxy-Glass Plug-In PC Boards



For 22-pin connectors. 4½x4½" 1/8" grid. 3 styles available. Standard. 276-155 **4.49**
Digital. 276-156 **4.49**
Op-Amp. 276-157 **4.49**
22-Pin Dual Connector. 276-1551 **2.99**

**WHY WAIT FOR MAIL ORDER DELIVERY?
IN STOCK NOW AT OUR STORE NEAR YOU!**

Prices may vary at individual stores and dealers

Radio Shack®

A DIVISION OF TANDY CORPORATION • FORT WORTH, TEXAS 76102
OVER 7000 LOCATIONS IN NINE COUNTRIES

POPULAR ELECTRONICS

POLY PAKS® DISCOUNT ALLEY

WE'RE PUTTING "GREENBACKS" IN YOUR POCKET!

1 AMP REGULATED POWER SUPPLY KITS \$8.88

Easy to assemble! Uses LM340K positive voltage regulators. Reverse leads for a negative supply! Buy 2 for a plus/minus supply! Complete kit, nothing else to buy! (case not included). With step by step instructions. Wt. 4 lbs. Size 6 1/2" x 4 1/2" x 2 1/2".

Cat. No.	Volts
3854	5
3857	12
3858	15
3859	18

3 AMP "TEFLON" RECTIFIERS

Order by Cat. No. 5278 and PIV

PIV	10 for	89
25	10 for	1.09
50	10 for	1.29
100	10 for	1.49
200	10 for	1.69
400	10 for	1.89
600	10 for	2.39

MOTOR SPEED CONTROL "BASIC" KIT \$2.95

Controls up to 10 Amps, 1000 Watts! Works with noninductive five type motors and incandescent lights. Varies from 5% to 95% Wt. 10 oz. Cat. No. 5327

*Basic kits include all necessary electronic components, less PC board, case, line cord, transformer, or battery. Easy to breadboard, with instructions.

1N4000 EPOXY RECTIFIERS

Cat. No.	Type	PIV	Sale
2377	1N4001	50	10 for .49
2378	1N4002	100	10 for .59
2379	1N4003	200	10 for .69
2380	1N4004	400	10 for .79
2381	1N4005	600	10 for 1.09
2382	1N4006	800	10 for 1.49

Order by Cat. No.

BLOCK FANS \$9.95

For cooling, flushing, heating and ventilating! Quiet and dependable. Lightweight, flame retardant. 3 blades or better (sorry, no choosings). Removed from new equipment. Ship wt. 1 1/2 lbs. Cat. No. 92C3U108

* Famous USA Makers! • 4-11/16" sq. 1 1/4" deep.

30 WATT STEREO AMPLIFIER KIT \$24.95

Easy to build, assemblies in minutes. Uses two 15 watt Hybrid Amplifier Modules with heat sinks included! Power output 2 x 15W RMS, both channels into 8 ohms from 40-20,000 Hz. Total distortion less than 1%. Size: 6 1/2" x 2 3/4" Wt. 1 lb. Cat. No. 5408

Made For Fisher!

TURNS

Order by Cat. No. 1981 & Type No.

TYPE	SALE	TYPE	SALE
SN7400	.12	SN7492	.39
SN7401	.12	SN7493	.42
SN7402	.12	SN7494	.49
SN7403	.12	SN7495	.49
SN7404	.12	SN7496	.12
SN7405	.12	SN7497	.39
SN7406	.12	SN7498	.49
SN7407	.12	SN7499	.79
SN7408	.12	SN7410	.79
SN7409	.12	SN7411	.25
SN7410	.12	SN7412	.29
SN7411	.12	SN7413	.29
SN7412	.12	SN7414	.25
SN7413	.12	SN7415	.29
SN7414	.12	SN7416	.29
SN7415	.12	SN7417	.29
SN7416	.12	SN7418	.29
SN7417	.12	SN7419	.29
SN7418	.12	SN7420	.29
SN7419	.12	SN7421	.29
SN7420	.12	SN7422	.29
SN7421	.12	SN7423	.29
SN7422	.12	SN7424	.29
SN7423	.12	SN7425	.29
SN7424	.12	SN7426	.29
SN7425	.12	SN7427	.29
SN7426	.12	SN7428	.29
SN7427	.12	SN7429	.29
SN7428	.12	SN7430	.29
SN7429	.12	SN7431	.29
SN7430	.12	SN7432	.29
SN7431	.12	SN7433	.29
SN7432	.12	SN7434	.29
SN7433	.12	SN7435	.29
SN7434	.12	SN7436	.29
SN7435	.12	SN7437	.29
SN7436	.12	SN7438	.29
SN7437	.12	SN7439	.29
SN7438	.12	SN7440	.29
SN7439	.12	SN7441	.29
SN7440	.12	SN7442	.29
SN7441	.12	SN7443	.29
SN7442	.12	SN7444	.29
SN7443	.12	SN7445	.29
SN7444	.12	SN7446	.29
SN7445	.12	SN7447	.29
SN7446	.12	SN7448	.29
SN7447	.12	SN7449	.29
SN7448	.12	SN7450	.29
SN7449	.12	SN7451	.29
SN7450	.12	SN7452	.29
SN7451	.12	SN7453	.29
SN7452	.12	SN7454	.29
SN7453	.12	SN7455	.29
SN7454	.12	SN7456	.29
SN7455	.12	SN7457	.29
SN7456	.12	SN7458	.29
SN7457	.12	SN7459	.29
SN7458	.12	SN7460	.29
SN7459	.12	SN7461	.29
SN7460	.12	SN7462	.29
SN7461	.12	SN7463	.29
SN7462	.12	SN7464	.29
SN7463	.12	SN7465	.29
SN7464	.12	SN7466	.29
SN7465	.12	SN7467	.29
SN7466	.12	SN7468	.29
SN7467	.12	SN7469	.29
SN7468	.12	SN7470	.29
SN7469	.12	SN7471	.29
SN7470	.12	SN7472	.29
SN7471	.12	SN7473	.29
SN7472	.12	SN7474	.29
SN7473	.12	SN7475	.29
SN7474	.12	SN7476	.29
SN7475	.12	SN7477	.29
SN7476	.12	SN7478	.29
SN7477	.12	SN7479	.29
SN7478	.12	SN7480	.29
SN7479	.12	SN7481	.29
SN7480	.12	SN7482	.29
SN7481	.12	SN7483	.29
SN7482	.12	SN7484	.29
SN7483	.12	SN7485	.29
SN7484	.12	SN7486	.29
SN7485	.12	SN7487	.29
SN7486	.12	SN7488	.29
SN7487	.12	SN7489	.29
SN7488	.12	SN7490	.29
SN7489	.12	SN7491	.29
SN7490	.12	SN7492	.29
SN7491	.12	SN7493	.29

FULL WAVE BRIDGE RECTIFIERS

PIV	2 AMP	6 AMP	10 AMP	25 AMP
50	.88	.88	1.29	1.29
100	.88	.88	1.29	1.29
200	.88	1.25	1.69	1.79
400	.88	1.50	1.99	2.49
600	.88	1.75	2.25	3.75
800	1.19	1.95	2.50	4.50

Order by Catalog Number and voltage.

DIGITAL CAPACITANCE METER KIT

Measure any capacitor value from 100 pF to 10,000 uF! Five ranges: 0.1uF, 10uF, 100uF, 1000uF, 10000uF. Also tests leakage! Directly reads all types of capacitors at the touch of a button. Easy to assemble! Complete kit, nothing else required. With step-by-step instructions. Size 6 1/2" x 2 1/2" x 5 1/2" deep. vinyl covered wooden cabinet. Wt. 2 lbs. Cat. No. 5239 Capacitance Meter Kit \$69.95

* You've seen it at twice the price!

BARGAIN PRICED ONE-LINE SPECIALS

ULTRASONIC TRANSDUCER, 42kHz, alarms, remote cont. (#5375)	1.49
DYNAMIC MIKE, 500 ohm impedance, with stand, (#5330)	1.95
PLED RAY DIODES, emits coherent beam, 5-9W, (#3808)	6.89
12VDC BENCH REG. 5A constant, SPDT, 700 ohms (#4032)	1.00
RED DISC SPECIAL, Erie, mostly marked, pop value (#5341)	1.00
LONG LEAD DISC CAPACITORS, pop values, ass't'd, (#2598)	1.80 for 2.00
TRANSISTOR 'LYTICS, ass't. pop values, upright, axial, (#2747)	100 for \$2.00
AXIAL SOCKET PINB, cut to any length, (#3144)	50 for \$2.00
AXIAL ELECTROS, ass't'd values & capacitance, (#3227)	200 for \$2.00
LED DRIVER IC's, untested, like 15491-2, 505's good, (#3384)	40 for 2.00
JUMBO RED LEADS, 100% prime, long leads, (#3388)	30 for \$2.00
POLYURETHANE, 1/2" x 2 1/2" x 5 1/2" deep, (#3541)	15 for \$2.00
HARDWARE, 1/8", 2 cond, with plug, 5 ft, (#3843)	8 for \$2.00
TUBULAR CAPACITORS, test value from 100 pF to 10,000 uF, (#3541)	800 pc for \$2.00
COILS AND CHOKES, RF, AF, ecc, peaking, and more, (#3541)	70 for \$1.00
RCA PLUGS & JACKS, for audio, RF, etc, (#3540)	15 for \$1.00
PLATE SWITCHES, 1/2" x 2 1/2" x 5 1/2" deep, (#3540)	20 for \$1.00
9 VOLT BATTERY SNAPS, like old type, 2582's good, (#3540)	6 for \$1.00
1N4148 SWITCHING DIODES, like 1N914, 100% prime, (#3000)	20 for \$1.00
UTILITY AC OUTLET, rect mounting, (#3582)	2 for \$1.00
CAPACITOR SPECIAL, discs, m.ylar, 1/2" x 2 1/2" x 5 1/2" deep, (#3582)	100 for 2.00
PANEL SWITCHES, hobby LM320, 340, 70-3 (#3330)	30 for 2.00
PANEL SWITCHES, slides, rotaries, mod, etc (#3288)	200 for 2.00
HALF WATERS, resistors, carbon-metal, (#3084)	200 for 2.00
NATIONAL IC BONANZA, linear, 7400s ROMS (#2860)	100 for 2.00
LM340T VOLTAGE REGULATORS, 5 to 24V, 10-220 (#2835)	15 for 2.00
POLYURETHANE, 1/2" x 2 1/2" x 5 1/2" deep, (#3541)	100 for 2.00
BRIDGES, untested, 1/2" x 2 1/2" x 5 1/2" deep, (#4022)	20 for 2.00
MIXED READOUTS, hobby, untested, 127, 3, 5, etc (#3619)	10 for 2.00
QUARTER WATERS, resistors, metal film, marked (#3413)	150 for 2.00
PREFORMED RESISTORS, untested, 10-92 (#2604)	100 for 2.00
PRECISION RESISTORS, 1/4, 1W, 1%, 2% marked (#2608)	200 for 2.00
DIPPED MYLARS, shiny finish, ass't'd values (#2597)	60 for 2.00
VOLUME CONTROLS, audio, linear, ass't'd values (#2421)	30 for 2.00
CLOCK CHIPS, National, hobby & untested, alarm (#5088)	30 for 2.00
MS262 2K RAMS, hobby, untested, (#3840)	30 for 2.00
PUSH SWITCHES, push-to-break, ast'd, alarm (#5289)	10 for 2.00
12-600 SERIES CMOS, untested, 50% useable yield (#5284)	25 for 2.00
UNMARKED CAPACITORS, polystyrene, molded, pop value (#1178)	1 for 2.95
IC SOCKETS, 14, 18 pin, solder tail, (#3621)	250 for 2.00
SLIDE VOLUME CONTROLS, thumbwheel, screwdriver ass't, (#3345)	30 for 2.00
SLIDE VOLUME CONTROLS, thumbwheel, duals, single (#3057)	15 for 2.00
CRYSTALS, may include CB, Ham & more (#3577)	100 for 2.00
TERMINALS STRIPS, all 100% good (#2613)	30 for 2.00
PLASTIC TRANSISTORS, 500 ohms 1.5 Volts (#3178)	100 for 2.00
SHIELDED CABLES, National, 1 cond, 1/2" x 2 1/2" x 5 1/2" deep, (#3625)	40 for 2.00
SOUND TRIGGER, sound triggers, photos, (#3577)	3 for 2.00
VEEDER ROOT COUNTER, 000-999, resettable, panel mt. (#5081)	1 for 1.49
DOUGLATE MOSFET, sim. to 3N200, 3N187, for RF & Mixer (#5101)	2 for 1.95
LCD THERMAL INDICATORS, 88-100°F, 7x11, flexible (#5195)	1 for 1.95
JOYSTICK, four 100K pots, (#3068)	2 for 1.95
ECCO THUMBWHEEL SWITCH, BCD, 0-7 (#2870A)	1 for 1.95
12-600 TV SIDEARM FILTER, for chn. 3 or 4 (#3975)	1 for 1.95
BY MIC-AD CHARGER PAK, plug-in, 125ma, 12V VAC pil (#4098)	1 for 1.95
DATA ENTRY PUSH-SWITCHES, ass't. pop values, for keyboards (#5279)	2 for 1.95
SN7400 TTL ICs, untested 50%+ yield, pop types (#2415)	20 for 2.00
LM380 DIP ICs, linear, untested 50%+ yield, pop types (#3245)	75 for 2.00
LINEARS, OP AMPS, untested 50%+ yield, pop types (#2416)	30 for 2.00
LED WATCH GUTS, men's, how good? We don't know (#5287)	75 for 2.00
UPRIGHT ELECTROS, ass't'd values & capacitance, (#3228)	1 for 1.95
PREFORMED DISC CAPACITORS, mark values, ass't'd (#2605)	10 for 2.00
CALCULATOR KEYBOARDS, 20 keys and up, (#5371)	40 for 2.00
ALARM WARNING STICKERS, for windows, 2-3/4" x 3" (#5371)	150 for 2.00
IT 6 DIGIT COUNTER, 110VAC, with mounting flange (#5392)	10 for 2.00
2N2369 TRANSISTORS, NPN switch, like 2N2222, (#1921)	1 for 1.95
FACTORY REJECT DIODES, camera, rect, signal, untested (#5369)	8 for 1.00

8 DIGIT FREQUENCY COUNTER \$77

* More features for the money!
* Easy to assemble and calibrate!

SPECIFICATIONS:
SENSITIVITY: 25mV to 35 MHz, 50 mV to 50 MHz.
FREQ. RANGE: 10Hz to 50MHz.
optional prescaler to 500 MHz.
GATE TIME: 1 Hz @ 1 sec, 10 Hz @ 10 sec.
RESOLUTION: 1 Hz @ 1 sec, 10 Hz @ 10 sec.
INTERNAL FREQUENCY STANDARD: 5.24288 MHz
INPUT IMPEDANCE: 1 megohm



Easy to read 35" led digits, dependable MOS/LSI circuitry. Quartz crystal controlled for high accuracy! Displays internal frequency standard at the touch of a button. Built in power supply! Flip-top black vinyl covered wooden cabinet for easy access.

ACCURACY: 1 PPM @ 4 MHz
LEAD ZERO BLANKING
SIZE: 6 1/2" x 2 1/2" x 5 1/2" deep, Wt. 2 lbs.
POWER REQUIREMENTS: 110VAC, 60 Hz.
Cat. No. 4049 COUNTER KIT... \$77
Cat. No. 4050 COUNTER WIRED & CALIBRATED... \$112
Cat. No. 5433 COUNTER WITH PRESCALER WIRED & CALIBRATED... \$150

TRANSFORMER SALE!

* 110VAC Primaries
Cat. No. Output V. Amps Misc. Price each

381	6.3	1A	Open frame	\$2.49
3399	6.3	500mA	Metal Encased	\$1.99
3323	24VCT	300mA	Open frame	\$1.95
3407	14VCT	1A	Open frame	\$6.95
3339	34VCT	300mA	Open frame	\$3.88
3412	12V	300mA	Open frame, PC	\$1.49

RIBBON CABLE AT THIN PRICES

25	4 ft.	\$1.98	<input type="checkbox"/> 36	3 ft.	\$1.98	
36	4 ft.	\$1.98	<input type="checkbox"/> 40	3 ft.	\$1.98	Order by Cat.
4	3 ft.	\$1.98	<input type="checkbox"/> 50	2 ft.	\$1.98	No.
			<input type="checkbox"/> 60	2 ft.	\$1.98	

FREQUENCY COUNTER PRESCALER KIT

Fits inside our Frequency Counter Cabinet. Requires +5VDC, 100mA. With instruction frequency counter kit.

Cat. No. 5215 PRESCALER KIT \$24.95 kit
Cat. No. 5225 PRESCALER WIRED \$34.95

* Works with all frequency counters!
* Extends range to 500 MHz!

SANYO AUDIO AMPLIFIER MODULES

Cat. No.	Type	Watts-RMS	Price
5350	STK-009	13	\$8.88
5351	STK-013	15	\$11.50
5352	STK-028	20	\$14.88
5411	STK-056	30	\$18.88
5328	STK-050	50	\$26.88
5353	STK-014	15x2	\$18.88

Easy to build a complete audio amplifier for hi-fi, tape, AM, FM, PA, and more! Less than .5% distortion at full power. Efficient heat radiating construction. Output 8 ohms. Size 3 1/2" x 2 1/4" thick approx. Wt. 8 oz. With instructions.

10% OFF

That's right! Take 10% discount off any item in this ad! Or, for any \$50 shipment, take 25% discount! POLY PAKS DISCOUNT ALLEY continues with the biggest discounts available anywhere!

MICROPROCESSORS! MEMORIES! SUPPORT!

Order by Cat. No. 3459 and type

□ 8080A	9.95	□ 2102-L1	19.95
□ 8212	3.50	□ 1103	\$1.59
□ 8214	7.95	□ MM5260	.99
□ 8216	3.50	□ MM5262	.99
□ 8224	3.50	□ MM5280	3.95
□ 8228	6.95	□ MK4200P-11	3.95
□ 8238	7.95	□ MK4096	3.95
□ 8251	9.95	□ MK4118	19.95
□ 8253	19.95	□ 1702A	4.95
□ 8255	10.50	□ MM5202	2.95
□ 8257	19.95	□ 2708	10.95

DIODES/ZENERS

1N914	100v	10mA	.05
1N4005	600v	1A	.08
1N4007	1000v	1A	.15
1N4148	75v	10mA	.05
1N4733	5.1v	1 W Zener	.25
1N753A	6.2v	500 mW Zener	.25
1N758A	10v	"	.25
1N759A	12v	"	.25
1N5243	13v	"	.25
1N5244B	14v	"	.25
1N5245B	15v	"	.25

SOCKETS/BRIDGES

8-pin	pcb	.20	ww	.35
14-pin	pcb	.20	ww	.40
16-pin	pcb	.20	ww	.40
18-pin	pcb	.25	ww	.75
22-pin	pcb	.35	ww	.95
24-pin	pcb	.35	ww	.95
28-pin	pcb	.45	ww	1.25
40-pin	pcb	.50	ww	1.25
Molex pins	.01	To-3 Sockets		.25
2 Amp Bridge		100-prv		.95
25 Amp Bridge		200-prv		1.95

TRANSISTORS, LEDS, etc.

2N2222	NPN (2N2222 Plastic .10)	.15
2N2907	PNP	.15
2N3906	PNP (Plastic - Unmarked)	.10
2N3904	NPN (Plastic - Unmarked)	.10
2N3054	NPN	.35
2N3055	NPN 15A 60v	.50
T1P125	PNP Darlington	.95
LED Green, Red, Clear, Yellow		.15
D.L.747	7 seg 5/8" High com-anode	1.95
MAN72	7 seg com-anode (Red)	1.25
MAN3610	7 seg com-anode (Orange)	1.25
MAN82A	7 seg com-anode (Yellow)	1.25
MAN74A	7 seg com-cathode (Red)	1.50
FND359	7 seg com-cathode (Red)	1.25

C MOS

4000	.15
4001	.15
4002	.20
4004	3.95
4006	.95
4007	.20
4008	.75
4009	.35
4010	.35
4011	.20
4012	.20
4013	.40
4014	.75
4015	.75
4016	.35
4017	.75
4018	.75
4019	.35
4020	.85
4021	.75
4022	.75
4023	.20
4024	.75
4025	.20
4026	1.95
4027	.35
4028	.75
4030	.35
4033	1.50
4034	2.45
4035	.75
4040	.75
4041	.69
4042	.65
4043	.50
4044	.65
4046	1.25
4049	.45
4050	.45
4066	.55
4069/74C04	.25
4071	.25
4081	.30
4082	.30
MC 14409	14.50
MC 14419	4.85
4511	.95
74C151	1.90

9000 SERIES

9301	.85	95H03	1.10
9309	.35	9601	.20
9322	.65	9602	.45

MICRO'S, RAMS, CPU'S, E-PROMS

74S188	3.00	8214	8.95
1702A	4.50	8224	3.25
MM5314	3.00	8228	6.00
MM5316	3.50	8251	8.50
2102-1	1.45	8255	8.50
2102L-1	1.75	8T13	1.50
2114	9.50	8T23	1.50
TR1602B	3.95	8T24	2.00
TMS 4044	9.95	8T97	1.00
		2107B-4	4.95
8080	8.95	2708	9.50
8212	2.95	280 PIO	8.50

- T T L -

7473	.25	74176	.85
7474	.30	74180	.55
7475	.35	74181	2.25
7476	.40	74182	.75
7480	.55	74190	1.25
7481	.75	74191	.95
7483	.75	74192	.75
7485	.55	74193	.85
7486	.25	74194	.95
7489	1.05	74195	.95
7490	.45	74196	.95
7491	.70	74197	.95
7492	.45	74198	1.45
7493	.35	74221	1.00
7494	.75	74367	.75
7495	.60		
7496	.80	75108A	.35
74100	1.15	75491	.50
74107	.25	75492	.50
74121	.35		
74122	.55		
74123	.35	74H00	.15
74125	.45	74H01	.20
74126	.35	74H04	.20
74132	.75	74H05	.20
74141	.90	74H08	.35
74150	.85	74H10	.35
74151	.65	74H11	.25
74153	.75	74H15	.45
74154	.95	74H20	.25
74156	.70	74H21	.25
74157	.65	74H22	.40
74161	.55	74H30	.20
74163	.85	74H40	.25
74164	.60	74H50	.25
74165	1.10	74H51	.25
74166	1.25	74H52	.15
74175	.80	74H53J	.25
		74H55	.20

74H72	.35
74H101	.75
74H103	.55
74H106	.95
74L00	.25
74L02	.20
74L03	.25
74L04	.30
74L10	.20
74L20	.35
74L30	.45
74L47	1.95
74L51	.45
74L55	.65
74L72	.45
74L73	.40
74L74	.45
74L75	.55
74L93	.55
74L123	.85
74S00	.35
74S02	.35
74S03	.25
74S04	.25
74S05	.35
74S08	.35
74S10	.35
74S11	.35
74S20	.25
74S40	.20
74S50	.20
74S51	.25
74S64	.15
74S74	.35
74S112	.60
74S114	.65

74S133	.40
74S140	.55
74S151	.30
74S153	.35
74S157	.75
74S158	.30
74S194	1.05
74S257 (8123)	1.05
74LS00	.20
74LS01	.20
74LS02	.20
74LS04	.20
74LS05	.25
74LS08	.25
74LS09	.25
74LS10	.25
74LS11	.25
74LS20	.20
74LS21	.25
74LS22	.25
74LS32	.25
74LS37	.25
74LS38	.35
74LS40	.30
74LS42	.65
74LS51	.35
74LS74	.35
74LS86	.35
74LS90	.55
74LS93	.55
74LS107	.40
74LS123	1.00
74LS151	.75
74LS153	.75
74LS157	.75
74LS164	1.00
74LS193	.95
74LS367	.75
74LS368	.65

LINEARS, REGULATORS, etc.

MCT2	.95
8038	3.95
LM201	.75
LM301	.45
LM308 (Mini)	.95
LM309H	.65
LM309K (340K-5)	.85
LM310	.85
LM311D (Mini)	.75
LM318 (Mini)	1.75
LM320K5 (/9051)	1.65
LM320K12	1.65

LM320T5	1.65
LM320T12	1.65
LM320T15	1.65
LM324N	1.25
LM339	.75
7805 (340T5)	.95
LM340T12	.95
LM340T15	.95
LM340T18	.95
LM340T24	.95
LM340K12	1.25

LM340K15	1.25
LM340K18	1.25
LM340K24	1.25
78L05	.75
78L12	.75
78L15	.75
78M05	.75
LM373	2.95
LM380 (8-14 PIN)	.95
LM709 (8, 14 PIN)	.25
LM711	.45

LM723	.40
LM725N	2.50
LM739	1.50
LM741 (8-14)	.25
LM747	1.10
LM1307	1.25
LM1458	.65
LM3900	.50
LM75451	.65
NE555	.35
NE556	.85
NE565	.95
NE566	1.25
NE567	.95

INTEGRATED CIRCUITS UNLIMITED

CIRCLE NO 25 ON FREE INFORMATION CARD

7889 Clairemont Mesa Boulevard, San Diego, California 92111
(714) 278-4394 (Calif. Res.)

All orders shipped prepaid

No minimum

Open accounts invited

COD orders accepted

Discounts available at OEM Quantities

California Residents add 6% Sales Tax

All IC's Prime/Guaranteed. All orders shipped same day received.

24 Hour Toll Free Phone 1-800-854-2211

American Express / BankAmericard / Visa / MasterCard

SPECIAL DISCOUNTS

Total Order Deduct

\$35 - \$99 10%

\$100 - \$300 15%

\$301 - \$1000 20%

DIGI-KEY CORPORATION

Quality Electronic Components

TOLL FREE

1-800-346-5444

MIN., AK., HI. RESIDENTS

218-681-6674

MSA

DON'T FORGET OUR DISCOUNTS WHEN COMPARING PRICES

INTEGRATED CIRCUITS

TEL	PAISON	JACOB	75452	21
7400	12	740000	75453	21
7401	12	740001	75454	21
7402	12	740002	75455	21
7403	12	740003	75456	21
7404	12	740004	75457	21
7405	12	740005	75458	21
7406	12	740006	75459	21
7407	12	740007	75460	21
7408	12	740008	75461	21
7409	12	740009	75462	21
7410	12	740010	75463	21
7411	12	740011	75464	21
7412	12	740012	75465	21
7413	12	740013	75466	21
7414	12	740014	75467	21
7415	12	740015	75468	21
7416	12	740016	75469	21
7417	12	740017	75470	21
7418	12	740018	75471	21
7419	12	740019	75472	21
7420	12	740020	75473	21
7421	12	740021	75474	21
7422	12	740022	75475	21
7423	12	740023	75476	21
7424	12	740024	75477	21
7425	12	740025	75478	21
7426	12	740026	75479	21
7427	12	740027	75480	21
7428	12	740028	75481	21
7429	12	740029	75482	21
7430	12	740030	75483	21
7431	12	740031	75484	21
7432	12	740032	75485	21
7433	12	740033	75486	21
7434	12	740034	75487	21
7435	12	740035	75488	21
7436	12	740036	75489	21
7437	12	740037	75490	21
7438	12	740038	75491	21
7439	12	740039	75492	21
7440	12	740040	75493	21
7441	12	740041	75494	21
7442	12	740042	75495	21
7443	12	740043	75496	21
7444	12	740044	75497	21
7445	12	740045	75498	21
7446	12	740046	75499	21
7447	12	740047	75500	21
7448	12	740048	75501	21
7449	12	740049	75502	21
7450	12	740050	75503	21
7451	12	740051	75504	21
7452	12	740052	75505	21
7453	12	740053	75506	21
7454	12	740054	75507	21
7455	12	740055	75508	21
7456	12	740056	75509	21
7457	12	740057	75510	21
7458	12	740058	75511	21
7459	12	740059	75512	21
7460	12	740060	75513	21
7461	12	740061	75514	21
7462	12	740062	75515	21
7463	12	740063	75516	21
7464	12	740064	75517	21
7465	12	740065	75518	21
7466	12	740066	75519	21
7467	12	740067	75520	21
7468	12	740068	75521	21
7469	12	740069	75522	21
7470	12	740070	75523	21
7471	12	740071	75524	21
7472	12	740072	75525	21
7473	12	740073	75526	21
7474	12	740074	75527	21
7475	12	740075	75528	21
7476	12	740076	75529	21
7477	12	740077	75530	21
7478	12	740078	75531	21
7479	12	740079	75532	21
7480	12	740080	75533	21
7481	12	740081	75534	21
7482	12	740082	75535	21
7483	12	740083	75536	21
7484	12	740084	75537	21
7485	12	740085	75538	21
7486	12	740086	75539	21
7487	12	740087	75540	21
7488	12	740088	75541	21
7489	12	740089	75542	21
7490	12	740090	75543	21
7491	12	740091	75544	21
7492	12	740092	75545	21
7493	12	740093	75546	21
7494	12	740094	75547	21
7495	12	740095	75548	21
7496	12	740096	75549	21
7497	12	740097	75550	21
7498	12	740098	75551	21
7499	12	740099	75552	21
7500	12	740100	75553	21

NEW! DIGI-CLOCK KIT

ONLY \$21.90

Part No. 5001K

I.C.'S • RESISTORS • TRANSISTORS • CAPACITORS • DIODES • I.C. SOCKETS & PINS • SWITCHES
CLOCK MODULES • OPTOELECTRONICS • BREADBOARDING & TESTING DEVICES • DRAFTING SUPPLIES
DATA BOOKS • HEAT SINKS • WIRE • TOOLS ... AND MORE ... WRITE FOR FREE CATALOG

- Trouble-free Module!
- 270° Swivel Mount!
- Inlaid Walnut Chrome Trim Bezel!
- Ideal for Car, Van or Boat!
- 3-5/8" x 2-3/16" Tall x 2-1/8" Deep!
- Quick and Easy To Install!

AN MA1003 CLOCK MODULE BY NATIONAL SEMICONDUCTOR - Fully assembled, tested, and ready to run on 12 VDC this 0.3" flange-mount display is designed to replace those troublesome mechanical clocks. It's protected against automotive voltage transients and reversals with timekeeping maintained to 9 VDC. Automatic display brightness control keeps the display on with the ignition off, reduces brightness to 33% with park or head lights and follows the dash lamp dimming control. Setting its crystal time base ensures an accuracy of 2 seconds per day at 75° and 1 second per day over the range of 25° to 150°.

AN ATTRACTIVE INLAIN WALNUT & CHROME TRIM BEZEL - Designed to be either flush mounted or used as a face plate for the enclosure. Its deep recessed display eliminates glare and reflection while its blue acrylic filter provides optimum display contrast.

A NON-GLARE BLACK ENCLOSURE WITH A 270° SWIVEL BRACKET - Is made of ABS plastic and designed for mounting on either a square or round hole. The bracket is designed for mounting on either a square or round hole. The bracket is designed for mounting on either a square or round hole.

- 3 PUSH BUTTON SWITCHES - for quick and simple setting of hours, minutes, and display activation with the ignition off. These switches can be mounted directly on the bezel or enclosure or activated remotely if you prefer.
- A SET OF EASY TO FOLLOW INSTRUCTIONS - guide you step by step. Mounting hardware included.

MA1003 Clock Module and Switches only ... 15.95
401 Bezel and Enclosure only ... 5.95
5001K Digi-Clock Kit (includes MA1003 and 401) ... 21.90

CLOCK MODULE SALE OF SALES



MA1010 0.3" High Digits

MA1010A 1.0" High Digits

MA1010A 1.0" High Digits

MA1010A 1.0" High Digits

JMJ DIGITAL DISPLAY BEZEL

FOR MA1002 AND MA1010 CLOCK MODULES



\$4.95

PATENTED CHROMATEX SCREEN, DE CAST METAL FRAME MOUNTS IN PANELS UP TO 3/16" THICK. NO EXPOSED HARDWARE. SCRATCH RESISTANT AND EASY TO CLEAN.

MOUNTING ADAPTERS AVAILABLE TO SIMPLY MOUNTING AND ASSURE PERFECT ALIGNMENT

DIGI-KEY MEANS QUALITY PRODUCTS
TOLL FREE WATS • VOLUME DISCOUNTS
PREPAID SHIPPING AND INSURANCE

NEW! The "NIBBLER"

A MICROCOMPUTER AT A MICROPRICE!



FEATURES:

- Assembled and Tested, yet only \$149.95
- 8080A CPU with 64K RAM and 272 pin DIP connector pattern
- All I.C.'s are socketed for easy maintenance
- Memory expandable to 256K
- 110 baud Serial I/O
- It Speaks Basic Instantly
- 1K RAM, Basic ROM and 2K of RAM
- Easily interfaced with CRT or Teletype

BOARD TYPES: BOARD C (128K RAM) \$149.95
BOARD D (256K RAM) \$199.95
BOARD E (512K RAM) \$249.95


SOFTWARE: BASIC ROM \$14.95
RAM: 1K RAM \$14.95
2K RAM \$19.95
4K RAM \$24.95
8K RAM \$29.95
16K RAM \$34.95
32K RAM \$39.95
64K RAM \$44.95
128K RAM \$49.95
256K RAM \$54.95
512K RAM \$59.95
1024K RAM \$64.95
2048K RAM \$69.95
4096K RAM \$74.95
8192K RAM \$79.95
16384K RAM \$84.95
32768K RAM \$89.95
65536K RAM \$94.95
131072K RAM \$99.95
262144K RAM \$104.95
524288K RAM \$109.95
1048576K RAM \$114.95
2097152K RAM \$119.95
4194304K RAM \$124.95
8388608K RAM \$129.95
16777216K RAM \$134.95
33554432K RAM \$139.95
67108864K RAM \$144.95
134217728K RAM \$149.95
268435456K RAM \$154.95
536870912K RAM \$159.95
1073741824K RAM \$164.95
2147483648K RAM \$169.95
4294967296K RAM \$174.95
8589934592K RAM \$179.95
17179869184K RAM \$184.95
34359738368K RAM \$189.95
68719476736K RAM \$194.95
137438953472K RAM \$199.95
274877906944K RAM \$204.95
549755813888K RAM \$209.95
1099511627776K RAM \$214.95
2199023255552K RAM \$219.95
4398046511104K RAM \$224.95
8796093022208K RAM \$229.95
17592186444416K RAM \$234.95
35184372888832K RAM \$239.95
70368745777664K RAM \$244.95
140737491555328K RAM \$249.95
281474983110656K RAM \$254.95
562949966221312K RAM \$259.95
1125899932442624K RAM \$264.95
2251799864885248K RAM \$269.95
4503599729770496K RAM \$274.95
9007199459540992K RAM \$279.95
18014398919081984K RAM \$284.95
36028797838163968K RAM \$289.95
72057595676327936K RAM \$294.95
144115191352655872K RAM \$299.95
288230382705311744K RAM \$304.95
576460765410623488K RAM \$309.95
1152921530821246976K RAM \$314.95
2305843061642493952K RAM \$319.95
4611686123284987904K RAM \$324.95
9223372246569975808K RAM \$329.95
18446744493139951616K RAM \$334.95
36893488986279903232K RAM \$339.95
73786977972559806464K RAM \$344.95
147573959945119612928K RAM \$349.95
295147919890239225856K RAM \$354.95
590295839780478451712K RAM \$359.95
1180591679560956903424K RAM \$364.95
2361183359121913806848K RAM \$369.95
4722366718243827613696K RAM \$374.95
9444733436487655227392K RAM \$379.95
18889466873775310454784K RAM \$384.95
37778933747550620909568K RAM \$389.95
75557867495101241819136K RAM \$394.95
151115734990202483638272K RAM \$399.95
302231469980404967276544K RAM \$404.95
604462939960809934553088K RAM \$409.95
1208925879921619873106176K RAM \$414.95
2417851759843239746212352K RAM \$419.95
4835703519686479492424704K RAM \$424.95
9671407039372958984849408K RAM \$429.95
19342814077745917969698816K RAM \$434.95
38685628155491835939397632K RAM \$439.95
77371256310983671878795264K RAM \$444.95
15474251262167333735758528K RAM \$449.95
30948502524334667471517056K RAM \$454.95
61897005048669334943034112K RAM \$459.95
123794010097328669886068224K RAM \$464.95
247588020194657339772136448K RAM \$469.95
495176040389314679544272896K RAM \$474.95
990352080778629359088545792K RAM \$479.95
1980704161557258718177091584K RAM \$484.95
3961408323114517436354183168K RAM \$489.95
7922816646229034872708366336K RAM \$494.95
15845632892458069745416732672K RAM \$499.95
31691265784916139490833465344K RAM \$504.95
63382531569832278981666930688K RAM \$509.95
126765063137664557963333381376K RAM \$514.95
253530126275329115926666762752K RAM \$519.95
507060252550658231853333525504K RAM \$524.95
1014120505101316463706667051008K RAM \$529.95
2028241010202632927413334102016K RAM \$534.95
4056482020405265854826668204032K RAM \$539.95
8112964040810531709653336408064K RAM \$544.95
16225921681621063419306672816128K RAM \$549.95
32451843363242126838613345632256K RAM \$554.95
649036867264842536772266912651136K RAM \$559.95
1298073734529685073544533825302272K RAM \$564.95
2596147469059370147089067650604544K RAM \$569.95
5192294938118740294177935301209088K RAM \$574.95
103845888762374805883557866041817728K RAM \$579.95
207691777524749611767115772123635456K RAM \$584.95
415383555049499223534231544247270912K RAM \$589.95
830767110098998447068463088494541824K RAM \$594.95
166153422019799697413692617698903648K RAM \$599.95
332306844039599394827385235397807296K RAM \$604.95
664613688079198789654770470795614592K RAM \$609.95
1329227376157597579309541141591229184K RAM \$614.95
2658454752315195158619082283182458368K RAM \$619.95
5316909504630390317236376566364916736K RAM \$624.95
10633819009260780634472753132738333472K RAM \$629.95
21267638018521561268945506265476666848K RAM \$634.95
42535276037043122537891012530953333696K RAM \$639.95
850705520740862450757780250619066671936K RAM \$644.95
1701411041481724901515560501238133343872K RAM \$649.95
3402822082963449803031121012476266687744K RAM \$654.95
6805644165926899606062242024952533455488K RAM \$659.95
1361

For free catalog including parts lists and schematics, send a self-addressed stamped envelope.

APPLE II SERIAL I/O INTERFACE *

Part no. 2


Baud rate is continuously adjustable from 0 to 30,000 • Plugs into any peripheral connector • Low current drain. RS-232 input and output • On board switch selectable 5 to 8 data bits, 1 or 2 stop bits, and parity or no parity either odd or even • Jumper selectable address • SOFTWARE • Input and Output routine from monitor or BASIC to teletype or other serial printer. • Program for using an Apple II for a video or an intelligent terminal. Also can output in correspondence code to interface with some electrics. Board only — \$15.00; with parts — \$42.00; assembled and tested — \$62.00



T.V. TYPEWRITER

Part no. 106


• Stand alone TVT • 32 char./line, 16 lines, modifications for 64 char./line included • Parallel ASCII (TTL) input • Video output • 1K on board memory • Output for computer controlled cursor • Auto scroll • Non-destructive cursor • Cursor inputs: up, down, left, right, home, EOL, EOS • Scroll up, down • Requires +5 volts at 1.5 amps, and -12 volts at 30 mA • All 7400, TTL chips • Char. gen. 2513 • Upper case only • Board only \$39.00; with parts \$145.00



8K STATIC RAM

Part no. 300

• 8K Altair bus memory • Uses 2102 Static memory chips • Memory protect • Gold contacts • Wait states • On board regulator • S-100 bus compatible • Vector input option • TRI state buffered • Board only \$27.50; with parts \$160.00




MODEM *

Part no. 109

• Type 103 • Full or half duplex • Works up to 300 baud • Originate or Answer • No coils, only low cost components • TTL input and output serial • Connect 8 ohm speaker and crystal mic. directly to board • Uses XR FSK demodulator • Requires +5 volts • Board \$7.60; with parts \$27.50



TIDMA *



Part no. 112

• Tape Interface Direct Memory Access • Record and play programs without bootstrap loader (no prom) has FSK encoder/decoder for direct connections to low cost recorder at 1200 baud rate, and direct connections for inputs and outputs to a digital recorder at any baud rate • S-100 bus compatible • Board only \$35.00; with parts \$110.00

DC POWER SUPPLY *

Part no. 6085


• Board supplies a regulated +5 volts at 3 amps., +12, -12, and -5 volts at 1 amp. • Power required is 8 volts AC at 3 amps, and 24 volts AC C.T. at 1.5 amps. • Board only \$12.50; with parts excluding transformers \$42.50



TAPE INTERFACE *

Part no. 111


• Play and record Kansas City Standard tapes • Converts a low cost tape recorder to a digital recorder • Works up to 1200 baud • Digital in and out are TTL serial • Output of board connects to mic. in of recorder • Earphone of recorder connects to input on board • No coils • Requires +5 volts, low power drain • Board \$7.60; with parts \$27.50



UART & BAUD RATE GENERATOR *

Part no. 101


• Converts serial to parallel and parallel to serial • Low cost on board baud rate generator • Baud rates 110, 150, 300, 600, 1200, and 2400 • Low power drain +5 volts and -12 volts required • TTL compatible • All characters contain a start bit, 5 to 8 data bits, 1 or 2 stop bits, and either odd or even parity. • All connections go to a 44 pin gold plated edge connector • Board only \$12.00; with parts \$35.00 with connector add \$3.00



RS 232/TTY *

Part no. 600


• Converts RS-232 to 20mA current loop, and 20mA current loop to RS-232 • Two separate circuits • Requires +12 and -12 volts • Board only \$4.50, with parts \$7.00



RS 232/TTL *

Part no. 232

• Converts TTL to RS-232, and converts RS-232 to TTL • Two separate circuits • Requires -12 and +12 volts • All connections go to a 10 pin gold plated edge connector • Board only \$4.50; with parts \$7.00 with connector add \$2.00



ELECTRONIC SYSTEMS


Dept. PE, P.O. Box 21638, San Jose, CA. USA 95151

To Order:

Mention part number and description. For parts kits add "A" to part number. In USA, shipping paid for orders accompanied by check, money order, or Master Charge, BankAmericard, or VISA number, expiration date and signature. Shipping charges added to C.O.D. orders. California residents add 6.5% for tax. Outside USA add 10% for air mail postage. No C.O.D.'s. Checks and money orders must be payable in US dollars. Parts kits include sockets for all ICs components, and circuit board. Documentation is included with all products. All items are in stock, and will be shipped the day order is received via first class mail. Prices are in US dollars. No open accounts. To eliminate tariff in Canada boxes are marked "Computer Parts". Dealer inquiries invited. 24 Hour Order Line: (408) 226-4064



* Circuits designed by John Bell



QUEST Cosmac Super Elf Computer \$106.95

Compare features before you decide to buy any other computer. There is no other computer on the market today that has all the desirable benefits of the Super Elf for so little money. The Super Elf is a small single board computer that does many big things. It is an excellent computer for training and for learning programming with its machine language and yet it is easily expanded with additional memory, Tiny Basic, ASCII Keyboards, video character generation, etc.

The Super Elf includes a ROM monitor for program loading, editing and execution with SINGLE STEP for program debugging which is not included in others at the same price. With SINGLE STEP you can see the microprocessor chip operating with the unique Quest address and data bus displays before, during and after executing instructions. Also, CPU mode and instruction cycle are shown on several LED indicator lamps.

An RCA 1861 video graphics chip allows you to connect to your own TV with an inexpensive video modulator to do graphics and games. There is a speaker system included for writing your own music or using many music programs already written. The speaker amplifier may also be used to drive relays for control purposes.

A 24 key HEX keyboard includes 16 HEX keys plus load, reset, run, input, memory protect, Super Expansion Board with

This is truly an astounding value! This board has been designed to allow you to decide how you want it optioned. The Super Expansion Board comes with 4K of low power RAM fully addressable anywhere in 64K with built-in memory protect and a cassette interface. Provisions have been made for all other options on the same board and it fits neatly into the hardwood cabinet alongside the Super Elf. The board includes slots for up to 6K of EPROM (2708, 2758, 2716 or TI 2716) and is fully socketed (\$12.00 value). EPROM can be used for the monitor and Tiny Basic or other purposes.

A 1K Super ROM Monitor \$19.95 is available as an on board option in 2708 EPROM which has been preprogrammed with a program loader, editor and error checking multi file cassette read/write software. (relocatable cassette file) another exclusive from Quest. It includes register save and readout, video graphics driver with blinking cursor and block move capability. The Super Monitor is written with subroutines allowing users to take advantage of monitor functions

memory select, monitor select and single step. Large, on board displays provide output and optional high and low address. There is a 44 pin standard connector for PC cards and a 50 pin connector for the Quest Super Expansion Board. Power supply and sockets for all IC's are included in the price plus a detailed 90 page instruction manual.

Many schools and universities are using the Super Elf as a course of study. OEM's use it for training and research and development.

Remember, other computers only offer Super Elf features at additional cost or not at all. Compare before you buy. Super Elf Kit \$106.95. High address option \$8.95. Low address option \$9.95. Custom Hardwood Cabinet with drilled and labelled front panel \$24.95. NiCad Battery Backup Kit \$4.95. All kits and options also come completely assembled and tested.

Questdata, a 12 page monthly software publication for 1802 computer users is available by subscription for \$12.00 per year.

Tiny Basic for ANY 1802 System
Cassette \$10.00. On ROM Monitor \$38.00. Super Elf owners, 30% off. Object code listing or paper tape with manual \$5.50.
Original ELF Kit Board \$14.95.

Cassette Interface \$89.95
simply by calling them up. Improvements and revisions are easily done with the monitor. If you have the Super Expansion Board and Super Monitor the monitor is up and running at the push of a button.

Other on board options include Parallel Input and Output Ports with full handshake. They allow easy connection of an ASCII keyboard to the input port. RS 232 and 20 ma Current Loop for teletype or other device are on board and if you need more memory there are two S-100 slots for static RAM or video boards. A Godbout 6K RAM board is available for \$127.95. Parallel I/O Ports \$9.85, RS 232 \$4.50, TTY 20 ma I/F \$1.95, S-100 \$4.50. A 50 pin connector set with ribbon cable is available at \$12.50 for easy connection between the Super Elf and the Super Expansion Board.

The Power Supply for the Super Expansion Board is a 5 amp supply with + 8v = 18v + 12v = 5v. Regulated voltages are + 5v & + 12v \$29.95. Deluxe version includes the case at \$39.95.

Same day shipment. First line parts only. Factory tested. Guaranteed money back. Quality IC's and other components at factory prices.

INTEGRATED CIRCUITS

7400TTL	LM340T-18	1.10	CD4511	.94	8212	2.90
7400N	LM340T-24	1.10	CD4515	2.52	8214	8.00
7404N	LM340T-30	4.50	CD4516	1.10	8216	2.90
7409N	LM340T-36	1.15	CD4518	1.02	8224	2.90
7410N	LM340T-42	4.50	CD4520	1.02	8228	5.35
7414N	LM340T-48	5.00	CD4522	6.15	8251	11.95
7420N	LM340T-54	1.00	CD4528	7.9	8253	10.00
7422N	LM340T-60	1.80	CD4532	5.75	8255	9.25
7430N	LM340T-66	1.50	CD4536	2.25	8257	19.50
7442N	LM340T-72	4.50	CD4538	4.50	8259	19.50
7444N	LM340T-78	2.8	CD4540	1.10	CDP1802CD	19.95
7446N	LM340T-84	5.0	CD4542	3.00	CDP1802D	12.95
7448N	LM340T-90	6.7	74C00	28	CDP1861	9.95
7449N	LM340T-96	3.5	74C04	33	8820	9.95
7450N	LM340T-102	25	74C10	28	8850	11.95
7474N	LM340T-108	82	74C14	2.10	8502	12.50
7475N	LM340T-114	35	74C20	28		
7476N	LM340T-120	82	74C28	28		
7485N	LM340T-126	1.10	74C48	1.95		
7489N	LM340T-132	1.27	74C74	1.45		
7490N	LM340T-138	2.00	74C76	1.15		
7492N	LM340T-144	2.75	74C90	1.15		
7493N	LM340T-150	1.75	74C90	1.40		
7495N	LM340T-156	4.7	74C93	1.40		
74100N	LM1800	1.75	74C154	1.44		
74107N	LM1812	7.50	74C160	1.44		
74120N	LM1818	3.00	74C175	1.35		
74123N	LM1211	1.75	74C192	1.65		
74125N	LM3902	1.50	74C221	2.00		
74145N	LM3909	1.75	74C235	2.00		
74150N	LM3905	1.75	74C908	7.5		
74151N	LM3909B	1.75	74C914	1.95		
74152N	LM3909C	1.75	74C922	5.50		
74153N	LM3909D	2.89	74C923	5.50		
74154N	LM3909E	6.5	74C925	6.8		
74155N	LM3909F	6.5	74C926	6.8		
74156N	LM3909G	6.5	74C927	6.8		
74157N	LM3909H	6.5	74C928	6.8		
74158N	LM3909I	6.5	74C929	6.8		
74159N	LM3909J	6.5	74C930	6.8		
74160N	LM3909K	6.5	74C931	6.8		
74161N	LM3909L	6.5	74C932	6.8		
74162N	LM3909M	6.5	74C933	6.8		
74163N	LM3909N	6.5	74C934	6.8		
74164N	LM3909P	6.5	74C935	6.8		
74165N	LM3909Q	6.5	74C936	6.8		
74166N	LM3909R	6.5	74C937	6.8		
74167N	LM3909S	6.5	74C938	6.8		
74168N	LM3909T	6.5	74C939	6.8		
74169N	LM3909U	6.5	74C940	6.8		
74170N	LM3909V	6.5	74C941	6.8		
74171N	LM3909W	6.5	74C942	6.8		
74172N	LM3909X	6.5	74C943	6.8		
74173N	LM3909Y	6.5	74C944	6.8		
74174N	LM3909Z	6.5	74C945	6.8		
74175N	LM3909A	6.5	74C946	6.8		
74176N	LM3909B	6.5	74C947	6.8		
74177N	LM3909C	6.5	74C948	6.8		
74178N	LM3909D	6.5	74C949	6.8		
74179N	LM3909E	6.5	74C950	6.8		
74180N	LM3909F	6.5	74C951	6.8		
74181N	LM3909G	6.5	74C952	6.8		
74182N	LM3909H	6.5	74C953	6.8		
74183N	LM3909I	6.5	74C954	6.8		
74184N	LM3909J	6.5	74C955	6.8		
74185N	LM3909K	6.5	74C956	6.8		
74186N	LM3909L	6.5	74C957	6.8		
74187N	LM3909M	6.5	74C958	6.8		
74188N	LM3909N	6.5	74C959	6.8		
74189N	LM3909P	6.5	74C960	6.8		
74190N	LM3909Q	6.5	74C961	6.8		
74191N	LM3909R	6.5	74C962	6.8		
74192N	LM3909S	6.5	74C963	6.8		
74193N	LM3909T	6.5	74C964	6.8		
74194N	LM3909U	6.5	74C965	6.8		
74195N	LM3909V	6.5	74C966	6.8		
74196N	LM3909W	6.5	74C967	6.8		
74197N	LM3909X	6.5	74C968	6.8		
74198N	LM3909Y	6.5	74C969	6.8		
74199N	LM3909Z	6.5	74C970	6.8		

74L650 TTL	1.00	7545CDN	5.00
74L650N	25	7545CDN	5.00
74L650N	25	7545CDN	5.00
74L650N	25	7545CDN	5.00
74L650N	25	7545CDN	5.00
74L650N	25	7545CDN	5.00
74L650N	25	7545CDN	5.00
74L650N	25	7545CDN	5.00
74L650N	25	7545CDN	5.00
74L650N	25	7545CDN	5.00
74L650N	25	7545CDN	5.00
74L650N	25	7545CDN	5.00
74L650N	25	7545CDN	5.00
74L650N	25	7545CDN	5.00
74L650N	25	7545CDN	5.00
74L650N	25	7545CDN	5.00
74L650N	25	7545CDN	5.00
74L650N	25	7545CDN	5.00
74L650N	25	7545CDN	5.00
74L650N	25	7545CDN	5.00
74L650N	25	7545CDN	5.00
74L650N	25	7545CDN	5.00
74L650N	25	7545CDN	5.00
74L650N	25	7545CDN	5.00
74L650N	25	7545CDN	5.00
74L650N	25	7545CDN	5.00
74L650N	25	7545CDN	5.00
74L650N	25	7545CDN	5.00
74L650N	25	7545CDN	5.00
74L650N	25	7545CDN	5.00
74L650N	25	7545CDN	5.00
74L650N	25	7545CDN	5.00
74L650N	25	7545CDN	5.00
74L650N	25	7545CDN	5.00
74L650N	25	7545CDN	5.00
74L650N	25	7545CDN	5.00
74L650N	25	7545CDN	5.00
74L650N	25	7545CDN	5.00
74L650N	25	7545CDN	5.00
74L650N	25	7545CDN	5.00
74L650N	25	7545CDN	5.00
74L650N	25	7545CDN	5.00
74L650N	25	7545CDN	5.00
74L650N	25	7545CDN	5.00
74L650N	25	7545CDN	5.00
74L650N	25	7545CDN	5.00
74L650N	25	7545CDN	5.00
74L650N	25	7545CDN	5.00
74L650N	25	7545CDN	5.00
74L650N	25	7545CDN	5.00
74L650N	25	7545CDN	5.00
74L650N	25	7545CDN	5.00
74L650N	25	7545CDN	5.00
74L650N	25	7545CDN	5.00
74L650N	25	7545CDN	5.00
74L650N	25	7545CDN	5.00
74L650N	25	7545CDN	5.00
74L650N	25	7545CDN	5.00
74L650N	25	7545CDN	5.00
74L650N	25	7545CDN	5.00
74L650N	25	7545CDN	5.00
74L650N	25	7545CDN	5.00
74L650N	25	7545CDN	5.00
74L650N	25	7545CDN	5.00
74L650N	25	7545CDN	5.00
74L650N	25	7545CDN	5.00
74L650N	25	7545CDN	5.00
74L650N	25	7545CDN	5.00
74L650N	25	7545CDN	5.00
74L650N	25	7545CDN	5.00
74L650N	25	7545CDN	5.00
74L650N	25	7545CDN	5.00
74L650N	25	7545CDN	5.00
74L650N	25	7545CDN	5.00
74L650N	25	7545CDN	5.00
74L650N	25	7545CDN	5.00
74L650N	25	7545CDN	5.00
74L650N	25	7545CDN	5.00
74L650N	25	7545CDN	5.00
74L650N	25	7545CDN	5.00
74L650N	25	7545CDN	5.00
74L650N	25	7545CDN	5.00
74L650N	25	7545CDN	5.00
74L650N	25	7545CDN	5.00
74L650N	25	7545CDN	5.00
74L650N	25	7545CDN	5.00
74L650N	25	7545CDN	5.00
74L650N	25	7545CDN	5.00
74L650N	25	7545CDN	5.00
74L650N	25	7545CDN	5.00
74L650N	25	7545CDN	5.00
74L650N	25	7545CDN	5.00
74L650N	25	7545CDN	5.00
74L650N	25	7545CDN	5.00
74L650N	25	7545CDN	5.00
74L650N	25	7545CDN	5.00
74L650N	25	7545CDN	5.00
74L650N	25	7545CDN	5.00
74L650N	25	7545CDN	5.00
74L650N	25	7545CDN	5.00
74L650N	25	7545CDN	5.00
74L650N	25	7545CDN	5.00
74L650N	25	7545CDN	5.00
74L650N	25	7545CDN	5.00
74L650N	25	7545CDN	5.00
74L650N	25	7545CDN	5.00
74L650N	25	7545CDN	5.00
74L650N	25	7545CDN	5.00
74L650N	25	7545CDN	5.00
74L650N	25	7545CDN	5.00
74L650N	25	7545CDN	5.00
74L650N	25	7545CDN	5.00
74L650N	25	7545CDN	5.00
74L650N	25	7545CDN	5.00
74L650N	25	7545CDN	5.00
74L650N	25	7545CDN	5.00
74L650N	25	7545CDN	5.00
74L650N	25	7545CDN	5.00
74L650N	25	7545CDN	5.00
74L650N	25	7545CDN	5.00
74L650N	25	7545CDN	5.00
74L650N	25	7545CDN	5.00
74L650N	25	7545CDN	5.00
74L650N	25	7545CDN	5.00
74L650N	25	7545CDN	5.00
74L650N	25	7545CDN	5.00
74L650N	25	7545CDN	5.00
74L650N	25	7545CDN	5.00
74L650N	25	7545CDN	5.00
74L650N	25	7545CDN	5.00
74L650N	25	7545CDN	5.00
74L650N	25	7545CDN	5.00
74L650N	25	7545CDN	5.00
74L650N	25	7545CDN	5.00
74L650N	25	7545CDN	5.00
74L650N	25	7545CDN	5.00
74L650N	25	7545CDN	5.00
74L650N	25	7545CDN	5.00
74L650N	25	7545CDN	5.00
74L650N	25	7545CDN	5.00
74L650N	25	7545CDN	5.00
74L650N	25	7545CDN	5.00
74L650N	25	7545CDN	5.00
74L650N	25	7545CDN	5.00
74L650N	25	7545CDN	5.00
74L650N	25	7545CDN	5.00
74L650N	25	7545CDN	5.00
74L650N	25	7545CDN	5.00
74L650N	25	7545CDN	5.00
74L650N	25	7545CDN	5.00
74L650N	25	7545CDN	5.00
74L650N	25	7545CDN	5.00
74L650N	25	7545CDN	5.00
74L650N	25	7545CDN	5.00
74L650N	25	7545CDN	5.00
74L650N	25	7545CDN	5.00
74L650N	25	7545CDN	5.00
74L650N	25	7545CDN	5.00
74L650N	25	7545CDN	5.00
74L650N	25	7545CDN	5.00
74L650N	25	7545CDN	5.00
74L650N	25	7545CDN	5.00
74L650N	25	7545CDN	5.00
74L650N	25	7545CDN	5.00
74L650N	25	7545CDN	5.00
74L650N	25	7545CDN	5.00
74L650N	25	7545CDN	5.00
74L650N	25	7545CDN	5.00
74L650N	25	7545CDN	5.00
74L650N	25	7545CDN	5.00
74L650N	25	7545CDN	5.00
74L650N	25	7545CDN	5.00
74L650N	25	7545CDN	5.00
74L650N	25	7545CDN	5.00
74L650N	25	7545CDN	5.00
74L650N	25	7545CDN	5.00
74L650N	25	7545CDN	5.00
74L650N	25	7545CDN	5.00
74L650N	25	7545CDN	5.00
74L650N	25	7545CDN	5.00
74L650N	25	7545CDN	5.00
74L650N	25	7545CDN	5.00
74L650N	25	7545CDN	5.00
74L650N	25	7545CDN	5.00
74L650N	25	7545CDN	5.00
74L650N	25	7545CDN	5.00
74L650N	25	7545CDN	5.00
74L650N	25	7545CDN	5.00
74L650N	25	7545CDN	5.00

NLS 15 Megahertz PORTABLE MINI-SCOPES

DUAL TRACE MS-215 \$335.00
SINGLE TRACE MS-15 \$318.00

with RECHARGEABLE BATTERIES & CHARGER

PORTABLE (2.7" Hx6.4" Wx7.5" D)

AVAILABLE OPTIONS - usable on both the MS-215 and the MS-15

41-140 Leather Carrying Case \$45.00 - 41-141 10 Probe \$24.50

DIP SWITCHES	JSB722-02	\$1.40	JSB722-07	\$1.85	
SPST SLIDE TYPE	JSB722-04	1.70	JSB722-08	1.95	
JSB722-01	1.00	JSB722-05	1.75	JSB722-09	2.00
JSB722-02	1.08	JSB722-06	1.80	JSB722-10	2.20

Dash No. indicates number of switch positions on DIP Switch.

ALUMINUM ELECTROLYTIC (RADIAL LEAD) TOP QUALITY

mfd	10 volt	16 volt	25 volt	35 volt	50 volt
1	8/51.00	7/51.00	7/51.00	7/51.00	4/51.00
4.7	7/51.00	7/51.00	6/51.00	5/51.00	4/51.00
10	7/51.00	7/51.00	6/51.00	5/51.00	4/51.00
22	7/51.00	6/51.00	5/51.00	4/51.00	4/51.00
33	6/51.00	6/51.00	4/51.00	4/51.00	4/51.00
47	6/51.00	5/51.00	4/51.00	4/51.00	3/51.00
100	5/51.00	5/51.00	4/51.00	4/51.25	3/51.00
220	4/51.00	4/51.00	3/51.00	3/51.25	2/51.00
330	3/51.00	3/51.00	3/51.25	2/51.00	2/51.00
470	3/51.00	3/51.25	2/51.00	2/51.25	\$1.80
1000	—	2/51.25	\$1.80	\$1.80	\$1.80
2200	—	\$1.30	\$1.60	\$2.50	—

PLESSEY POLYESTER MINI-BOX CAPACITOR

mfd	QTY	mfd	QTY
001	8/pk	039	7/pk
002	8/pk	001	8/pk
003	8/pk	005	8/pk
004	8/pk	008	8/pk
005	8/pk	010	8/pk
006	8/pk	012	8/pk
007	8/pk	015	8/pk
008	8/pk	018	8/pk
009	8/pk	022	8/pk
010	8/pk	025	8/pk
012	8/pk	030	8/pk
015	8/pk	033	8/pk
018	8/pk	039	8/pk
022	8/pk	047	8/pk
025	8/pk	056	8/pk
030	8/pk	068	8/pk
033	8/pk	082	8/pk
039	8/pk	100	8/pk
047	8/pk	150	8/pk
056	8/pk	220	8/pk
068	8/pk	330	8/pk
082	8/pk	470	8/pk
100	8/pk	680	8/pk
150	8/pk	820	8/pk
220	8/pk	1000	8/pk

50 VOLT CERAMIC DISC CAPACITORS

pf	QTY	pf	QTY	mfd	QTY
5	9/pk	220	8/pk	001	8/pk
15	9/pk	270	8/pk	0015	8/pk
25	9/pk	330	8/pk	0022	8/pk
33	9/pk	390	8/pk	003	8/pk
47	8/pk	470	8/pk	0047	8/pk
68	8/pk	560	8/pk	005	8/pk
100	8/pk	680	8/pk	01	8/pk
150	8/pk	820	8/pk	015	8/pk

Microprocessor & Support ICs

AM2901 ADC	24.80	20.15	15.50
C8080A	11.20	9.60	8.00
P8080A	5.95	5.10	4.25
C8085A	26.75	23.00	19.25
P8085A	22.00	19.00	16.00
D8212	4.40	3.85	3.30
P8212	3.26	2.85	2.44
D8216	3.20	3.67	3.15
P8216	3.06	2.68	2.29
D8224	5.60	4.90	4.20
AM8224PC	4.00	3.50	3.00
D8226	4.20	3.67	3.15
P8226	3.06	2.86	2.29
D8228	8.00	7.00	6.00
AM8228PC	7.00	6.12	5.25
D8238	8.00	7.00	6.00
AM8238PC	7.00	6.12	5.25
C8251	11.20	9.60	8.00
P8251	5.95	5.10	4.25
C8255	10.25	8.75	7.30
P8255	5.60	4.80	4.00
AM8257PC	14.35	12.30	10.25

VIDEO DISPLAY CONTROLLER

CRT8002A	1-24	25 up	100up
	35.00	29.90	27.60

LINEAR

LM100H	\$7.00	\$5.55	\$4.00
LM101H	1.65	1.32	1.10
LM101AH	1.15	1.40	1.20
LM105H	4.85	3.90	3.25
LM106H	4.80	3.80	3.20
LM107H	2.10	1.68	1.40
LM109K	5.70	4.50	3.90
LM110H	6.05	4.85	4.00
LM111H	4.50	3.60	3.00
LM114	4.50	3.60	3.00
LM118H	12.75	10.20	8.50
LM124D	3.25	2.80	2.15
LM200H	6.00	4.80	4.00
LM201H	1.80	.86	.72
LM201A(14)19	1.55	1.30	1.00
LM202H	7.50	6.00	5.00
LM205H	5.50	4.40	3.70
LM206H	4.25	3.40	2.85
LM208H	6.50	5.25	4.40
LM209H	3.00	2.50	2.10
LM209K	3.25	2.75	2.45
LM210H	6.05	4.85	4.00
LM211H	3.45	2.75	2.30
LM211N(8)	5.50	4.50	3.65
LM218H	10.65	8.50	7.10
LM300H	2.70	2.15	1.80
LM301AH	1.25	.98	.83
LM301AJ	1.25	.98	.83
LM302D	4.35	3.45	2.90
LM302H	4.00	3.20	2.65
LM304H	3.25	2.58	2.15
LM305H	1.45	1.15	.90
LM306H	1.80	1.40	1.20
LM307H	.90	.72	.60
LM307N(8)	.80	.64	.53
LM307N(14)	.80	.64	.53
LM308H	1.28	1.02	.85
LM308AH	5.10	4.00	3.40
LM308AD	6.75	5.40	4.50
LM308AN(8)	4.50	3.60	3.00
LM308B	3.45	2.75	.90
LM308N(8)	.86	.68	.57
LM309H	1.85	1.50	1.10
LM309K	2.40	2.00	1.40
LM310H	2.50	2.15	1.50
LM310D	4.80	3.85	3.20
LM310N(8)	2.00	1.56	1.34
LM311D	5.50	3.90	3.20
LM311H	1.05	.84	.70
LM311N(8)	1.05	.84	.70
LM312H	3.53	2.82	2.35
LM316H	6.45	5.15	4.30
LM317H	3.45	2.95	2.50
LM317K	3.95	3.15	2.35
LM318H	3.38	2.70	2.25
LM318N(8)	3.00	2.40	2.00
LM319H	2.85	2.28	1.90
LM319N(14)	2.48	1.98	1.65
LM324D	1.50	1.25	1.05
LM324N(14)	1.50	1.20	1.00
LM339AD	3.00	2.40	2.00

LINEAR

LM339AN(14)19	1.55	1.30	1.00
LM339J	2.50	1.98	1.67
LM340H	1.05	.84	.70
LM348D	2.63	2.10	1.75
LM348N(14)	1.80	1.44	1.20
LM349D	2.90	2.30	1.95
LM349N(14)	2.00	1.60	1.35
LM356H	1.50	1.20	.95
LM356H	1.60	1.25	.95
LM357H	1.60	1.25	.95
LM380N(14)	1.90	1.80	1.50
LM380N(8)	1.90	1.80	1.50
LM388N	2.90	2.60	2.00
NE555N	4.5	35	30
NE556A	1.12	.95	.84
LM565CN	1.50	1.20	1.00
LM566CN(B)	2.60	1.90	1.60
AM592PC	1.80	1.45	1.20
AM685DL	14.25	11.40	9.50
AM685HL	13.40	10.70	8.95
AM686CN	5.25	4.20	3.50
AM686HC	13.40	10.70	8.95
AM687ADL	28.50	22.80	19.00
AM687DL	22.50	18.00	15.00
LM703H	1.05	1.20	1.00
LM709CH	.90	.70	.60
LM709CN	.62	.51	.43
LM710CH	1.25	.99	.83
LM710CN	1.00	.79	.66
LM710DC	1.80	1.60	1.40
LM711CH	1.85	1.47	1.23
LM711CN	1.05	.84	.70
LM715HC	4.20	3.15	2.85
LM715HNC	30.00	24.00	20.00
LM715DC	7.40	5.90	4.95
LM723CH	1.35	1.10	1.00
LM723PC	1.15	.90	.75
LM725DC	5.25	4.40	3.50
LM725HC	5.25	4.40	3.50
LM725HNC	18.00	14.40	12.00
LM733CH	1.35	1.08	.90
LM733DC	2.20	1.75	1.45
LM733CN(14)	2.20	1.65	1.35
LM741DC	1.15	.90	.75
LM741HC	.90	.72	.60
LM741CN(14)	.85	.67	.56
LM741CN(8)	.75	.60	.50
LM741DM	2.25	1.80	1.50
LM741HM	1.45	1.15	.95
LM747DC	2.10	1.65	1.40
LM747HC	1.95	1.55	1.30
LM747PC	1.65	1.30	1.10
LM747DM	2.18	1.74	1.45
LM747HM	1.95	1.56	1.30
LM748HC	.98	.78	.65
LM748HM	1.50	1.20	1.00
LM748CN(8)	.95	.72	.60
LM748CN(14)	.95	.78	.65
uA1458CH	1.95	1.55	1.30
LM3909N	1.80	1.40	1.20

KIM-1 MICROCOMPUTER

Fully Assembled & Tested
Including Documentation

NEW LOW PRICE

\$179.00

Ballantine Model 1010A

Dual Channel/X-Y Scope

A professional oscilloscope to fit your basic needs.

High quality, easy to maintain, and easy to use. Ideal for production, design laboratories, field service and schools. **FREQUENCY:** QC to 15MHz each channel - 24ns rise time. **SENSITIVITY:** 2mV/cm to 20V/cm - Continuously variable gain. **TIME BASE:** 100ns/cm to 1.25s/cm - X100 Magnifier - Trigger beyond 20MHz. **PORTABILITY:** Only 7kg (15 pounds). **DISPLAY:** 8x10cm CRT with 3600 volts. **\$695.00**

The Instructor 50

Desktop Computer

from SIGNETICS

Complete, Ready-To-Use
Microprocessor Learning Package

Includes everything you need to write, run and debug machine-language programs-housed in one compact package.

\$350.00

MODEL 303 DUAL TRACE PORTABLE OSCILLOSCOPE

15MHz/5mV - Fully Automatic Triggering - Three Power Source, AC, Rechargeable Ni-cad, or external DC source from 11 to 30V. - Safety Recharging - Small & Light - Stabilized Power Supplies - High Reliability

\$895.00

MODEL 303 Complete w/Probes and Ni-cad Bat.

INTERISL	1-24	25 up	100up	AMD	1-24	25 up	100up
ICL8038CPD	\$4.45	\$3.75	\$3.13	MH0026CN	\$1.68	\$1.47	\$1.26
ICL7106CPL	14.70	11.10	9.25	2524V	2.50	2.25	1.95
ICL7107CPL	13.85	11.10	9.25	2525V	3.85	3.55	3.42
FAIRCHILD	7419C	35	30	25	2533V	4.90	4.02
					2533V	4.90	4.02
					AM6800C	7.50	6.00

POWER SUPPLIES from ADTECH POWER

MODEL NUMBER	Vdc	Rating	MODEL NUMBER	Vdc	Rating
AP55-3	5	3	DAPS 5.8	±5	0.8
AP56-2.5	6	2.5	DAPS 9.12.5	±9 to 12	0.5
AP512-1.6	12	1.6	DAPS 12.75	±12	0.5
AP515-1.5	15	1.5	DAPS 15-60	±15	0.60

1-4 10 up \$42.00 \$34.00 \$32.20 1-4 5-9 10 up \$53.00 \$43.00 \$40.70

1802 SERIES MICROPROCESSOR INTEGRATED CIRCUITS

CERAMIC -55° to +125° C	1-24	25 up	100 up	1-24	25 up	100 up
1802LD	\$19.95	\$17.35	\$15.90	1802LE	\$11.20	\$10.60
1802LQ	14.00	13.20	11.00	1822LE	8.05	7.70

FORDHAM

BEST BUYS

ESC CONTINENTAL SPECIALTIES

100 MHz 8-Digit Counter

• 20 Hz 100 MHz Range • 6" LED Display • Fully Automatic • Includes 100 1PC clip lead input cable manual **\$119.00**

14 123800

Model MAX-100

BK PRECISION 3 1/2-Digit Portable DMM

• Overhead Protected • Battery or AC operation • 3" high LED display • Auto Zeroing **Model 2800**
completes complete with test leads, operating manual and spare fuses **\$85**

TECO 3 1/2 Digit DMM

• Flashing Over Range Indicator • Auto Polarity • Overload Protected **Model 270 wired Reg. \$80.00**
Kit \$65.00

Weller Xcelite

Service Master
Tool Kit **Model 99SM**
\$39.95

Attache Style

Tool Cases **Model TC 100/ST**
\$239.50

Roll Kit

Model 99PR
\$13.95

WAHL NEW ISO-TIP "Quick Charge"

1.2 units **\$27.95**
3 or more **\$26.95**

Model 7800

NLS 15 MHz Mini Oscilloscope

Model MS 15
Reg. \$318.00
\$270.30
• Battery or line operation • Automatic and line sync modes • Power consumption less than 15 W
NOW AVAILABLE
Dual Trace Version **Model MS 215 Reg. \$435.00** **\$385.00**

RCA Color Generator

Reg. \$89.50 **\$59.95**

Model 99SM
WR 508

LEADER Instruments Corp 20 MHz. Dual Trace

• Add. 1000 traces on CH 1 & CH 2 • Front panel X-Y operation • 17.5 nSec rise time **Model L80 508**
Reg. \$769.95 **\$654.50**
with accessories

Model L80 508

BK PRECISION SUPER SPECIAL

New 30MHz Portable Frequency Counter

• 30MHz reading guaranteed, 50MHz typical • Full 6-digit display with range switch allows 8 digit accuracy • 1Hz resolution—even at 30MHz and beyond • Ideal for field service and MRO applications
Model 1827 **Reg. \$120.00** **\$59.95**

BSR Record Changer Accessories

Model BSR-129 **\$24.95**

ESC Logic Probe

Model LP-1 **\$40.00** complete
• Compact, circuit powered • Multi-family compatibility DTL, TTL, HTL, CMOS • Detects pulses as short as 50 nSec

Logic Monitor

• Automatically displays static and dynamic logic • Works with DTL, HTL, TTL and CMOS • 16 LED display • Circuit powered design **Model LM-1** **\$67.50** complete

Transistor Tester

Model 100 **\$22.00**
• 9 volt battery included • Movable base pin (conforms to TO 5, TO 18 and small "in line" leads) • Tests transistors in or out of circuit • Operates on contact • Clear speaker tone, no visual observations to make

Model 100

Econo-Lamp

Colors: Red, yellow, blue, black, oyster white U.L. listed
Model XL 334A **\$14.95**

6" x 9" 3-Way Speaker

20 oz. ceramic magnet **\$14.95**

HICKOK Function Generator

Model 270 **Reg. \$199.00** **\$169.15**

FREE 1978 Catalog

Model 270 **Reg. \$199.00**

LEADER Instruments Corp Transistor Checker

Model LTC-906 **Reg. \$159.95** **\$136.00**

3" Dual Trace Scope

Model 1432P **Reg. \$780.00** **\$663.00**
with probes

15MHz Portable

Model 1432P **Reg. \$780.00** **\$663.00**
with probes

Magnifier LAMP

Model MG 10A **\$42.50**

700 Series

Precision ground and polished magnification lens. Uses 22W T-9 Circine fluorescent

VOM Multimeters

20K ohm/v \$17.95
with mirrored scale
1K ohm/v \$9.95

20K ohm/v

\$17.95
with mirrored scale
1K ohm/v \$9.95

Call TOLL FREE (800) 645-9518

For N.Y. State call (516) 752-0050
Before you buy test equipment
any make or model check our prices
MasterCharge • Bank Americard
• C.O.D. • Check • Money Order
Add \$3.00 for shipping and insurance
U.S. & Extra New York State residents add
appropriate sales tax

FORDHAM

855 Conklin St. Farmingdale, N.Y. 11735

CIRCLE NO. 17 ON FREE INFORMATION CARD

THE ECONORAM FAMILY OF MEMORIES... they're static, they're cost-effective, they work.

Now most Econorams are available as "unkits" (sockets, bypass caps pre-soldered in place for easy assembly) or assembled and qualified under the Certified System Components program (CSC boards are burned in for 200 hours, tested, serial numbered, and guaranteed to run at 4 MHz over the full temperature range. We exchange board if failure occurs within 1 year of invoice date).

All Econorams handle DMA devices and feature full buffering, static design, low power/high speed operation, and specialty features too numerous to mention here along with a 1 year limited warranty. For more information, request our free flyer.

8K ECONORAM II: Use with any S-100 machine. Dual block configuration. Kit \$135, 3 kits \$375, assembled/tested \$155.

12K ECONORAM VI: Brings Econoram quality to the Heath H8 buss. Unkit \$235, SPECIAL — 2 unkits \$399, assm/tested \$270.

16K ECONORAM IV: Use with any S-100 machine. Under 2000 mA current guaranteed. Unkit \$279, assm/tested \$314, CSC qualified \$414.

24K ECONORAM VII: Our top of the line for the S-100 buss. Under 2500 mA current guaranteed. Unkit \$445, assm/tested \$485, CSC qualified \$605.

ALL OF THE ABOVE ARE AVAILABLE FROM STOCK. Coming soon: 32K boards for the S-100 buss, the Intel/National 80/10 and 80/20 machines, and the Digital Group... plus an S-100 dual USART I/O board and our new family of S-100 PROM boards. Write for price and availability, or better yet, visit your local computer store as they should have information by the time this appears in print.

TRS-80 MEMORY EXPANSION \$159

Our Conversion Kit contains all parts (and detailed instructions) necessary to upgrade a 4K TRS-80 mainframe to 16K, or populate the Memory Expansion Module. Also works with APPLES. Only \$159 (3kits/\$450)... and we back up our parts with a 1 year warranty.

12V 8A POWER SUPPLY KIT



\$44.50

Handles 12A with 50% duty cycle. Ideal for powering mobile equipment in the home. Crowbar overvoltage protection, foldback current limiting, adjustable output 11-14V, custom wound heavy-duty transformer, RF suppression, easy assembly (all parts except xfrm/filter caps/diodes mount on circuit board). Case not included. With full assembly instructions.

MA1003 CLOCK MODULE \$16.50



Add 3 time-setting switches, 12V DC, and you're up and running. Ideal for car, van, other mobile applications thanks to xtal-controlled timebase. Large (0.3") blue-green fluorescent readouts. Includes custom options for car applications (automatic dimming when headlights are turned on, etc.). Whether you need a clock yourself or want to present someone with a fine gift, this is an excellent choice. With applications data. 3/\$46.

FREE FLYER: Our 40 page flyer lists bargain after bargain. Send us your name and address, we'll take care of the rest.

TERMS: Get res add tax. Allow 5% shipping (more for power supply) excess refunded. C.O.D. OK with street address for UPS. VISA/Mastercharge call 24 hr. order desk at (415) 562-0636. Thanks for your business.

GODBOUT

BILL GODBOUT ELECTRONICS
BOX 2355, OAKLAND AIRPORT, CA 94614

CIRCLE NO. 18 ON FREE INFORMATION CARD

www.americanradiohistory.com

PRIME TTL & CMOS AT LOWEST PRICES

74xx TTL		74LSxx TTL		74Sxx TTL		74Cxx TTL		4xxx CMOS	
7400	\$0.14	74180	\$0.65	74LS00	\$0.21	74C00	\$0.16	4000	\$0.16
7401	\$0.15	74181	\$0.65	74LS01	\$0.21	74C01	\$0.16	4001	\$0.16
7402	\$0.15	74182	\$0.65	74LS02	\$0.21	74C02	\$0.16	4002	\$0.16
7403	\$0.15	74183	\$0.65	74LS03	\$0.21	74C03	\$0.16	4003	\$0.16
7404	\$0.16	74184	\$0.65	74LS04	\$0.21	74C04	\$0.16	4004	\$0.16
7405	\$0.16	74185	\$0.65	74LS05	\$0.21	74C05	\$0.16	4005	\$0.16
7406	\$0.24	74186	\$0.65	74LS06	\$0.21	74C06	\$0.16	4006	\$0.16
7407	\$0.24	74187	\$0.65	74LS07	\$0.21	74C07	\$0.16	4007	\$0.16
7408	\$0.17	74188	\$0.65	74LS08	\$0.21	74C08	\$0.16	4008	\$0.16
7409	\$0.17	74189	\$0.65	74LS09	\$0.21	74C09	\$0.16	4009	\$0.16
7410	\$0.18	74190	\$0.65	74LS10	\$0.21	74C10	\$0.16	4010	\$0.16
7411	\$0.18	74191	\$0.65	74LS11	\$0.21	74C11	\$0.16	4011	\$0.16
7412	\$0.20	74192	\$0.65	74LS12	\$0.21	74C12	\$0.16	4012	\$0.16
7413	\$0.25	74193	\$0.65	74LS13	\$0.21	74C13	\$0.16	4013	\$0.16
7414	\$0.55	74194	\$0.65	74LS14	\$0.21	74C14	\$0.16	4014	\$0.16
7415	\$0.22	74195	\$0.65	74LS15	\$0.21	74C15	\$0.16	4015	\$0.16
7416	\$0.22	74196	\$0.65	74LS16	\$0.21	74C16	\$0.16	4016	\$0.16
7417	\$0.22	74197	\$0.65	74LS17	\$0.21	74C17	\$0.16	4017	\$0.16
7418	\$0.19	74198	\$0.65	74LS18	\$0.21	74C18	\$0.16	4018	\$0.16
7419	\$0.15	74199	\$0.65	74LS19	\$0.21	74C19	\$0.16	4019	\$0.16
7420	\$0.15	74200	\$0.65	74LS20	\$0.21	74C20	\$0.16	4020	\$0.16
7421	\$0.17	74201	\$0.65	74LS21	\$0.21	74C21	\$0.16	4021	\$0.16
7422	\$0.17	74202	\$0.65	74LS22	\$0.21	74C22	\$0.16	4022	\$0.16
7423	\$0.25	74203	\$0.65	74LS23	\$0.21	74C23	\$0.16	4023	\$0.16
7424	\$0.25	74204	\$0.65	74LS24	\$0.21	74C24	\$0.16	4024	\$0.16
7425	\$0.25	74205	\$0.65	74LS25	\$0.21	74C25	\$0.16	4025	\$0.16
7426	\$0.22	74206	\$0.65	74LS26	\$0.21	74C26	\$0.16	4026	\$0.16
7427	\$0.19	74207	\$0.65	74LS27	\$0.21	74C27	\$0.16	4027	\$0.16
7428	\$0.15	74208	\$0.65	74LS28	\$0.21	74C28	\$0.16	4028	\$0.16
7429	\$0.23	74209	\$0.65	74LS29	\$0.21	74C29	\$0.16	4029	\$0.16
7430	\$0.21	74210	\$0.65	74LS30	\$0.21	74C30	\$0.16	4030	\$0.16
7431	\$0.21	74211	\$0.65	74LS31	\$0.21	74C31	\$0.16	4031	\$0.16
7432	\$0.21	74212	\$0.65	74LS32	\$0.21	74C32	\$0.16	4032	\$0.16
7433	\$0.25	74213	\$0.65	74LS33	\$0.21	74C33	\$0.16	4033	\$0.16
7434	\$0.55	74214	\$0.65	74LS34	\$0.21	74C34	\$0.16	4034	\$0.16
7435	\$0.22	74215	\$0.65	74LS35	\$0.21	74C35	\$0.16	4035	\$0.16
7436	\$0.22	74216	\$0.65	74LS36	\$0.21	74C36	\$0.16	4036	\$0.16
7437	\$0.22	74217	\$0.65	74LS37	\$0.21	74C37	\$0.16	4037	\$0.16
7438	\$0.19	74218	\$0.65	74LS38	\$0.21	74C38	\$0.16	4038	\$0.16
7439	\$0.15	74219	\$0.65	74LS39	\$0.21	74C39	\$0.16	4039	\$0.16
7440	\$0.15	74220	\$0.65	74LS40	\$0.21	74C40	\$0.16	4040	\$0.16
7441	\$0.15	74221	\$0.65					4041	\$0.16
7442	\$0.38	74222	\$0.65					4042	\$0.16
7443	\$0.55	74223	\$0.65					4043	\$0.16
7444	\$0.55	74224	\$0.65					4044	\$0.16
7445	\$0.55	74225	\$0.65					4045	\$0.16
7446	\$0.62	74226	\$0.65					4046	\$0.16
7447	\$0.57	74227	\$0.65					4047	\$0.16
7448	\$0.60	74228	\$0.65					4048	\$0.16
7449	\$0.15	74229	\$0.65					4049	\$0.16
7450	\$0.15	74230	\$0.65					4050	\$0.16
7451	\$0.15	74231	\$0.65					4051	\$0.16
7452	\$0.15	74232	\$0.65					4052	\$0.16
7453	\$0.15	74233	\$0.65					4053	\$0.16
7454	\$0.15	74234	\$0.65					4054	\$0.16
7455	\$0.15	74235	\$0.65					4055	\$0.16
7456	\$0.15	74236	\$0.65					4056	\$0.16
7457	\$0.15	74237	\$0.65					4057	\$0.16
7458	\$0.15	74238	\$0.65					4058	\$0.16
7459	\$0.15	74239	\$0.65					4059	\$0.16
7460	\$0.15	74240	\$0.65					4060	\$0.16
7461	\$0.15	74241	\$0.65					4061	\$0.16
7462	\$0.15	74242	\$0.65					4062	\$0.16
7463	\$0.15	74243	\$0.65					4063	\$0.16
7464	\$0.15	74244	\$0.65					4064	\$0.16
7465	\$0.15	74245	\$0.65					4065	\$0.16
7466	\$0.15	74246	\$0.65					4066	\$0.16

VOLUME DISCOUNT SCHEDULE

Merchandise Total	Discount
\$ 0.00 - \$ 9.99	NET
\$ 10.00 - \$ 24.99	LESS 5%
\$ 25.00 - \$ 99.99	LESS 10%
\$ 100.00 - \$499.99	LESS 15%
\$ 500.00 - \$999.99	LESS 20%
\$1000.00 and Up	LESS 25%

STANDARD SHIPPING CHARGES

If your Merchandise Total is between:	
\$ 0.00 - \$ 4.99	add \$2.00
\$ 5.00 - \$24.99	add \$1.00
\$ 25.00 - \$49.99	add \$0.75
\$ 50.00 - \$99.99	add \$0.50
\$100 and Up	NO CHARGE

The above charges include shipping via First Class Mail or UPS (your choice), and insurance on all domestic shipments.

SPECIAL SHIPPING CHARGES

COD	\$1.00-additional
UPS Blue	\$2.00-additional
Postal Insurance	\$1.00-additional
Special Delivery	\$1.25-additional

INTERNATIONAL COMPONENTS CORPORATION

P. O. BOX 1837
COLUMBIA, MO 65201
PHONE: (314) 474-9485



CIRCLE NO. 26 ON FREE INFORMATION CARD

New Tone Electronics

Quality components at fair prices

HIGH FIDELITY SPEAKERS

8-INCH COAXIAL

Combines a high quality 8" woofer and a tweeter into a pre-phased sound reproducer. Built-in cross over network. Excellent choice for a low cost Hi-Fi system for autos, vans, or in your home. Frequency response is a smooth 80-15000 Hz. 8-ohm VC, 10 oz. ceramic ring magnet. 25W rating. **NT577 \$13.99 plus 40 cents postage**

10-INCH WOOFER

The speaker for your "big sound" system. Frequency response is 20-4000 Hz, 8-ohm aluminum VC; powerful 20 oz. ceramic ring magnet and a rubberized accordion-edge suspension for excellent compliance. Handles 50W max. Use with the NT576 for a super system. **NT578 \$17.99 plus 40 cents postage**

50W DOME TWEETER

Here is the super tweeter. A rugged 10 cm (4") dome tweeter which handles 50W max. Frequency response is 4000-20000 Hz. 8-ohm VC, 8-oz. ceramic magnet. Your system can have a brilliance you never imagined. **NT576 \$6.99**

Resistors Standard values, $\pm 5\%$, first quality. Packed 5 of one value.
1/4W 5 for \$0.25 1/2W 5 for \$0.30

Capacitor Special 3600 mF, 40Vdc Sprague "Powerlytic" **\$1.89**

Relay SPDT, 12Vdc - 5A contacts **NT565 \$1.79**

Sound Activated Switch Complete, ready to use. Built-in microphone's output triggers a Triac which acts as a switch. Measures only 1" x 3". Requires 3-6Vdc. **NT527 \$1.29**


And, the largest inventory of domestic and Japanese transistors and ICs in the United States.

ALL PARTS GUARANTEED
WRITE FOR FREE CATALOG

Minimum Order \$5. Add \$1.50 Postage and Handling.
Canada add \$2.00. N.J. Residents add 5% Sales Tax.



New Tone Electronics
PO BOX 1738
Bloomfield, N.J. 07003



Digital Auto Security System 3-Way Protection For Your Entire Car or Van

- Proximity Triggered Theft Protection - for valuables, CB or Ham equipment.
- Voltage Triggered Entry Protection - for doors and trunk.
- Mechanically Triggered Entry Protection - for under-hood parts.
- Activated by Personal 4-Digit Code.
- Uses Your Auto Horn As An Alarm, Or Add A Siren.

Forget about anything you may have heard about other anti-theft systems. The OCULAR 2[®], total security system, adds a new dimension to automobile security - **Proximity Detection**. Even if the would-be thief could enter your car without triggering the voltage sensing circuit (not likely) - just approaching the protected area will sound your alarm instantly. **He does not have to touch anything!** Attention is the one thing the "rip-off" artist doesn't want.

And, there's more protection. Raising the hood sounds the alarm. Any change in voltage (dome or trunk light on, starting the car) sounds the alarm. If the cable connecting the units in the passenger compartment is cut, the OCULAR 2 turns itself on and sounds the alarm.

Your personal 4-digit code activates and deactivates the whole system. Just enter your code through the attractive push-button "Code Lok" keyboard when you leave your car and the system is activated. When you return, there's enough time to enter your code to deactivate the system before the alarm sounds.

Installation is easy and requires only simple hand tools. Complete with all hardware, instructions and your personal code. For 12-volt, negative-ground electrical systems only.

Sorry, but at this price, we must limit each order to only two systems per customer.

Was \$49.95, now **Ocular 2 \$19.95**

CIRCLE NO. 37 ON FREE INFORMATION CARD

www.americanradiohistory.com

DO IT YOURSELF

SPEAKER ENCLOSURES

Mfg. Close Out - FAMOUS MANUFACTURER had model change & close out of production run. They might have slight blemishes, or 2nds on the finish - Only we saved big for you. (Sample picture shown) - most are ducked port 3 & 4 way with popoff grills & tweeters mid-range controls on front. Sold by pair only.

8" - 35wt - 3 way - DP - L.P. \$198.00... Cost \$118.88
10" - 50wt - 3 way - DP - L.P. \$279.50... Cost \$179.88
12" - 70wt - 3 way - DP - L.P. \$349.50... Cost \$199.88
12" - 90wt - 4 way - 12" P.B. - \$399.50... Cost \$248.88

TOUCH SWITCH ALARM

NEW! packaged system. A super close-out item. Protects your valuables, guns, CB's, stereo equipment, test equipment, etc. List Price \$22.88
Sh. Wt. 1 Lb. 8M110474... \$7.88
3 for \$22.88... 8M110474... \$22.88/3

RACK CABINETS EQUIPTO
Size: 24"x24"x8 1/2" with rails on front & back for mounting equipment on 19" centers. No doors or sides - list price \$185.00
NEW SURPLUS! Your cost only \$50.00 each. Qty. Ltd. Frt. collect.
80B2049 **\$50.00**

MOTION DETECTOR



This alarm sensor fills the protected area with an energy screen that cannot be seen, felt or heard. Triggers your alarm whenever burglar moves through detect or field. Mounts on ceiling, wall, desk, shelf etc. Optional delay mode, auto-reset. Operates on 12.5 VDC. A close-out that originally sold for \$179.00! 3 Lbs. Qty. Ltd. #8D30336. **\$49.88**

Visit our Retail Stores 119 Foster St., Peabody, Mass. 01960 or our NEWEST store THE TOWNE DUMPLING INC., next to WOOLCO. 777 Willow St., Manchester, New Hampshire.

Use your B&F MC or AE for telephone orders - Call (617) 531-5774 - No C.O.D.'s Please. Add POSTAGE.

WHERE SURPLUS REIGNS SUPREME



MOTOROLA PIEZO-ELECTRIC TWEETERS
*3 1/2" Super Horn. \$7.88 Ea. \$14.88 Pr.
*2X5" Horn Tweeter. \$17.88 /Pair
*2X6" Horn Tweeter. \$23.88/Pair

SAVINGS REMOTE CONTROL SYSTEM

Brand New! Originally for TV use... you can use it to control stereo on/off tape, on/off power, volume, & more. All are controlled from across the room with a hand held xmitter. For the serious custom designer. Includes transmitter & receiver. Also includes Mfg's schematics. Sh. Wt. 1 Lb. 8C30372 **\$25.00**

Send orders to:
B & F ENTERPRISES
DEPT. R-12
119 Foster Street
Peabody, MA. 01960
(617) 531-5774

INTEGRATED ELECTRONICS

540 Weddell Drive, #4, Sunnyvale, CA 94086 (408) 734-8470

CMOS									
4000	.15	74C08	.65	7427	.35	74161	1.00	8973	2.95
4001	.20	74C10	.25	7430	.15	74163	1.30	8974	2.95
4002	.20	74C14	1.75	7432	.30	74164	1.45	8975	2.95
4003	.20	74C20	.26	7437	.44	74165	1.35	75107	3.25
4007	.20	74C30	.26	7440	.18	74166	1.20	75450	1.00
4010	.20	74C32	.30	7442	1.00	74173	1.70	75451	.80
4011	.36	74C42	1.40	7445	.70	74175	1.05	75452	.80
4012	.20	74C48	2.75	7446	.70	74177	.90	75453	.80
4013	.35	74C73	1.25	7448	.70	74182	.95	75491	1.25
4014	.80	74C74	.75	7450	.25	74191	1.20	75492	1.40
4015	.30	74C86	1.00	7451	.25	74192	1.45	75494	1.50
4016	.35	74C90	1.10	7453	.25	74193	1.35		
4017	.35	74C93	1.25	7454	.35	74195	1.00		
4018	.92	74C151	2.75	7460	.22	74196	1.10	Peripheral	
4019	.20	74C154	3.00	7472	.40	74197	1.10	8212	3.50
4020	1.00	74C160	1.40	7474	.40	74199	2.25	8216	8.50
4022	.83	74C162	1.70	7475	.55	74367	.90	8218	3.75
4023	.21	74C164	1.75	7476	.45			8228	9.90
4024	.75	74C165	1.75	7483	1.05	0025	3.50	8251	11.50
4025	.20	74C174	1.50	7485	1.10	0026	1.75	8255	10.50
4027	.34	74C902	.85	7486	.43	8640	1.25	2513	9.50
4028	.79	74C904	.85	7489	2.00	8641	2.75	2516	9.50
4029	1.00	74C905	3.00	7492	.75	8806	3.00	1013	6.50
4030	.20	74C914	1.95	7493	.65	8819			
4035	.95			7495	.78	8820	5.00	8000 TTL	
4040	1.00			7496	.85	8830	4.90	8720	3.25
4041	1.00	7400	.16	74121	.35	8833	2.45	8797	1.75
4042	.70	7401	.17	74122	.49	8835	2.45	8902	.95
4044	.60	7403	.17	74123	.65	8836	1.25	8909	.60
4049	.35	7404	.19	74126	.65	8837	2.45	8909	.90
4051	1.10	7406	.40	74132	1.25	8838	2.45	8909	.90
4066	.70	7407	.40	74141	1.15	8859	1.50	8121	2.25
4068	.40	7409	.25	74145	1.10	8865	1.50	8136	3.25
4069	.40	7410	.18	74148	1.20	8866	1.50	8220	3.25
4075	.20	7413	.78	74150	.90	8867	1.85	8231	2.25
4082	.23	7414	.58	74153	1.10	8869	1.75	8242	1.75
74C00	.25	7417	.38	74154	1.25	8879	2.25	8250	1.75
74C02	.45	7420	.18	74155	.75	8880	2.75	8260	2.25
74C04	.32	7421	.35	74157	1.00	8884	2.45	8281	1.00

* For more 74LSxx, refer to our ad in the June issue of this magazine.

SPECIAL DISCOUNT

OEM EDUCATORS AND SCHOOLS

For a low quote, send a list of your needs and, if possible, desired prices. No quantity is too small.

Minimum order \$5.00 US currency. Check or money order only. Add 5% to cover shipping and handling charges. Calif. residents add 6% sales tax. Santa Clara County residents add 6.5% sales tax.

CIRCLE NO. 23 ON FREE INFORMATION CARD

NEW-TONE ELECTRONICS

Specializing in Japanese Semiconductors, with THE LARGEST INVENTORY AND LOWEST PRICES ANYWHERE

AND YOU CAN ORDER TOLL FREE 800-631-1250

Check the prices in this list.

Dealers send for our complete volume discount price list.

POPULAR TYPES

A division of New-Tone Electronics

INTEGRATED CIRCUITS			INTEGRATED CIRCUITS			INTEGRATED CIRCUITS			TRANSISTORS		
AN115	2.25	5M1202	1.80	UPC574	1.20	25C1429	1.49				
AN228	4.65	5M3219P	1.80	UPC583C	3.30	25C1452	1.60				
AN272	3.90	5M3273P	1.60	UPC1078	1.80	25C1474	1.05				
AN313	4.85	5M8133P	7.90	UPC1031H	2.98	25C1548	.79				
AN321	2.25	5M81710	2.95	UPC1032H	1.35	25C1583	.68				
AN378	3.30	5M8719	7.70			25C1622	.49				
AN382	2.70	5M13006	5.90			25C1630	3.60				
AN386	2.49	5M13007	19.95			25C1681	.39				
AN606	5.50	5M13007	14.95			25C1682	.39				
AN612	2.70	5M1303A	8.75			25C1761	1.58				
BA401	1.50	5G264A	7.80			25C1762	4.85				
BA402	1.50	5G609	4.50			25C1775	.40				
BA505	6.30	5G609.3	3.40			25C1778	.45				
BA612	2.40	5G6523	17.40			25C1787	.64				
BA1310	2.10	5I1010	6.90			25C1881	1.29				
HA112	2.10	5I1020	13.95			25C1884	.54				
HA1329	2.45	5I1030	19.00			25C1885	.79				
HA1366W	3.30	5I1050	27.80			25C1906	.48				
HA1366WR	3.30	5M5104	8.90			25C1923	.39				
HA138	3.85	5M51070	11.95			25C1940	.64				
HA1406	1.20	5I1013	11.10			25C1945	5.50				
LA1222	1.60	5I1014	8.65			25C1951	1.59				
LA1365	2.20	5I1021	17.40			25C1959	.39				
LA1368	3.90	5I1025	8.98			25C1981	3.30				
LA13101	3.75	5I1013	8.98			25C1982	2.60				
LA2270	2.55	5I1029P	5.45			25C2009	.65				
LA4430	2.70	5I1017P	3.60			25C2021	.35				
LD3000	2.70	5I1020P	3.06			25C2072	.65				
LD3080	3.00	5I1021P	4.75			25C2120	.45				
LD3110A	3.75	5I1021AP	3.30			25C2212	1.65				
LD3150	1.95	5I1022P	3.50			25C2213	1.45				
MS109P	3.30	5I1025H	3.55			25C2214	2.95				
MS112Y	6.70	5I1027P	9.90			25C2388	3.65				
MS118L	2.50	5I1029P	4.80			25C2417	1.95				
MS130P	3.12	5I1030A	3.30			25C2528	3.30				
MS135P	3.40	5I1030S	3.30			25C258	4.45				
MS142P	5.70	5I1030S	3.30			25C258	4.45				
MS340P	2.70	5I1030SH	2.35			25C258	4.45				
MS390P	85	5I1030S	2.10			25C258C	.90				
MS395P	1.20	5I1030S	6.50			25C258C	.90				
MS396P	85	5I1030S	4.60			25C258C	.90				
MS3953P	2.55	5I1030S	2.50			25C258C	.90				
MS3962P	85	5I1030S	4.10			25C258C	.90				

INTEGRATED CIRCUITS		INTEGRATED CIRCUITS		TRANSISTORS		TRANSISTORS	
AN214	1.85	UHC1004	5.60	25B175	.39	25C1034	5.45
AN217	1.70	UHC1005	5.60	25B320A	.40	25C1061	.90
AN239	4.85	UHC1006	5.60	25B330	1.55	25C1079	3.90
AN241	2.10	UPC200	2.80	25B370	.62	25C1096	.55
AN247	2.95	UPC555H	1.80	25B45	.35	25C1166	.48
AN315	2.20	UPC563H2	8.00	25B47	1.00	25C11728	3.90
BA511A	2.70	UPC566H	1.15	25B48	1.15	25C1173	.65
BA511B	2.70	UPC575C2	1.55	25B49	1.15	25C1227A	.70
CK101G	6.95	UPC592H2	.95	25B44	.35	25C1237	2.15
HA1306W	2.45	UPC1001H2	2.35	25B48B2	1.05	25C1239	2.85
HA1339A	2.95	UPC1008C	5.75	25C372	.30	25C1306	1.85
LA1386	3.60	UPC1020H	2.35	25C373	.30	25C1307	2.85
LA4051P	2.70	UPC1025H	2.35	25C380	.30	25C1382	.45
LA4400	2.35	UPC1152H	3.25	25C387A	.45	25C1384	.45
LD3141	1.89	UPC1156H	2.35	25C39A	.35	25C1678	1.55
MS115P	6.80	UPD857C	9.45	25C458	.45	25C1728	1.00
MS1513L	2.45	UPD858C	7.20	25C48	.45	25C1760	1.05
MS3001	16.50			25C48B	1.35	25C1909	2.75
MS3002	11.55			25C482	.35	25C1957	.80
MS3003	7.00			25C503	.45	25C1973	.70
PL101A	4.55			25C517	3.25	25C2028	.65
PL102A	5.85			25C535	.40	25C2029	1.95
PL102A G	5.85			25C621	1.35	25C2091	1.15
STK015	4.85			25C634A	.50	25C2092	2.20
STK032	13.80			25C710	.30	25C2098	.30
STK050	28.86			25C736	3.35	25D12	.70
STK056	10.90			25C737	.25	25D82	1.75
STK415	8.10			25C738	1.95	25D180	1.95
STK439	10.10			25C756A	.30	25D219	3.45
TA7045M	2.45			25C778	3.35	25D234	.80
TA7060P	1.15			25C781	2.45	25D235	.80
TA7063P	1.10			25C784	.40	25D261	.40
TA7074P	2.90			25C786	.95	25D313	.80
TA7089P	2.45			25C795	2.45	25D315	.80
TA7092P	2.45			25C796	2.45	25D325	.75
TA7120P	1.05			25C826	.30	25D370	.89
TA7153P	6.60			25C835	.43	25K19	.60
TA7201P	3.15			25C867A	4.50	25K33	.80
TA7203P	2.85			25C930	.30	25K55	.80
TA7204P	2.45			25C945	.30	25K22	1.80
TA7205P	1.95			25C1014	.85	1616	.80

Electronics Classified

REGULAR CLASSIFIED: COMMERCIAL RATE: For firms or individuals offering commercial products or services. \$2.50 per word. Minimum order \$37.50. **EXPAND-AD® CLASSIFIED RATE:** \$3.75 per word. Minimum order \$56.25. Frequency discount: 5% for 6 months; 10% for 12 months paid in advance. **PERSONAL RATE:** For individuals with a personal item to buy or sell, \$1.50 per word. No minimum! **DISPLAY CLASSIFIED:** 1" by 1 column (2-1/4" wide), \$30. 2" by 1 column, \$600.00. 3" by 1 column, \$900.00. Advertiser to supply film positives. For frequency rates, please inquire. **COLOR:** Color avail. for all classified ad styles at earned rate plus additional 25%. Color choice Publisher's option and subject to availability. Publisher reserves right to run ad in black if color not avail. on classified pages. In such cases color charge will be refunded or credited. **GENERAL INFORMATION:** Ad copy must be typewritten or clearly printed. Payment must accompany copy except when ads are to be billed on credit cards — American Express, Diners Club, Master Charge, VISA — or when ads are placed by accredited advertising agencies. First word in all ads set in caps. All copy subject to publisher's approval. All advertisers using Post Office Boxes in their addresses **MUST** supply publisher with permanent address and telephone number before ad can be run. Advertisements will not be published which advertise or promote the use of devices for the surreptitious interception of communications. Ads are not acknowledged. They will appear in first issue to go to press after closing date. Closing Date: 1st of the 2nd month preceding cover date (for example, March issue closes January 1st). Send order and remittance to Classified Advertising, **POPULAR ELECTRONICS**, One Park Avenue, New York, N.Y. 10016. For inquiries, contact Gladys Mathieu at (212) 725-3926.

FOR SALE

FREE! Bargain Catalog—I.C.'s, LED's, readouts, fiber optics, calculators parts & kits, semiconductors, parts. Poly Paks, Box 942PE, Lynnfield, Mass. 01940.

GOVERNMENT and industrial surplus receivers, transmitters, snooper scopes, electronic parts, Picture Catalog 25 cents. Meshna, Nahant, Mass. 01908.

LOWEST Prices Electronic Parts. Confidential Catalog Free. KNAPP, 4750 96th St N., St. Petersburg, FL 33708.

ELECTRONIC PARTS, semiconductors, kits. **FREE FLYER.** Large catalog \$1.00 deposit. **BIGELOW ELECTRONICS**, Bluffton, Ohio 45817.

RADIO—T.V. Tubes—36 cents each. Send for free catalog. Cornell, 4213 University, San Diego, Calif. 92105.

AMATEUR SCIENTISTS. Electronics Experimenters, Science Fair Students... Construction plans — Complete, including drawings, schematics, parts list with prices and sources... Robot Man — Psychedelic shows — Lasers — Emotion/Lie Detector — Touch Tone Dial — Quadraphonic Adapter — Transistorized Ignition — Burglar Alarm — Sound Meter... over 60 items. Send 50 cents coin (no stamps) for complete catalog. Technical Writers Group, Box 5994, University Station, Raleigh, N.C. 27607.

ROTARY SWITCH 4P11P 5/55: 6P11P 5/57.25. Dip Switch 10-SPST 10/515. Transformers 12.2 V CT-6A plus 8.5V-5A \$6.95. 24V-5A \$5.95. 10" RG58C/U 12/\$10. Fertiks, 5400 Ella St., Philadelphia, PA 19120.

SOUND SYNTHESIZER KITS—Surf \$14.95, Wind \$14.95, Wind Chimes \$19.95, Musical Accessories, many more. Catalog free. PAIA Electronics, Box J14359, Oklahoma City, OK 73114.

HEAR POLICE / FIRE Dispatchers! Catalog shows exclusive directories of "confidential" channels, scanners. Send postage stamp. Communications, Box 56-PE, Commack, N.Y. 11725.

UNSCRAMBLERS: Fits any scanner or monitor, easily adjusts to all scrambled frequencies. Only 4" square \$29.95, fully guaranteed. Dealer inquiries welcomed. PDQ Electronics, Box 841, North Little Rock, Arkansas 72115.

TELETYPE EQUIPMENT for sale for beginners and experienced computer enthusiasts. Teletype machines, parts, supplies. Catalogue \$1.00 to: ATLANTIC SALES, 3730 Nautilus Ave., Brooklyn, NY 11224. Tel: (212) 372-0349.

WHOLESALE C.B., Scanners, Antennas, Catalog 25 cents. Crystals: Special cut, \$4.95, Monitor \$3.95. Send make, model, frequency. G. Enterprises, Box 461P, Clearfield, UT 84015.

BUILD AND SAVE TELEPHONES, TELEVISION, DETECTIVE, BROADCAST Electronics. We sell construction plans with an Engineering Service. Speakerphones, Answering Machines, Carphones, Phonevision, Dialers, Color TV Converters, VTR, Games, \$25 TV Camera, Electron Microscope, Special Effects Generator, Time Base Corrector, Chroma Key, Engineering Courses in Telephone, Integrated Circuits, Detective Electronics. **PLUS MUCH MORE.** NEW Super Hobby Catalog PLUS year's subscription to Electronic News Letter, \$1.00. Don Britton Enterprises, 6200 Wilshire Blvd., Los Angeles, Calif. 90048.

WEATHER MAP RECORDERS: Copy Satellite Photographs, National-Local Weather Maps. Learn How! \$1.00. Atlantic Sales, 3730 Nautilus Ave., Brooklyn, N.Y. 11224. Tel: (212) 372-0349.

NAME BRAND TEST EQUIPMENT at discount prices. 72 page catalogue free. Write: Dept. PE, North American Electronics, 1468 West 25th Street, Cleveland, OH 44113.

NAME BRAND Test Equipment. Up to 50% discount. Free catalog. Salen Electronics, Box 82, Skokie, Illinois 60076.

SURPLUS COMPONENTS. Communication and test equipment. Illustrated catalog 25 cents. E. French, P.O. Box 249, Aurora, Illinois 60505.

TELEPHONES UNLIMITED, Equipment Supplies. All types, Regular, Keyed, Modular. Catalog 50 cents. Box 1147E, San Diego, California 92112.

UNSCRAMBLERS FOR any scanner. Several models available. Free literature. Capri Electronics, 8753T Windom, St. Louis, MO 63114.

RADIO SHACK Authorized Sales Center offering 10% discount on products including TRS-80. 1117 Conway, Mission, TX 78572.

UNSCRAMBLER KIT. Tunes all scramble frequencies, may be built in most scanners. 2-3/4 x 2-1/4 x 1/2. \$19.95. Factory built Code-Breaker. \$29.95. Free Catalog: KRYSTAL KITS, Box 445, Bentonville, Ark. 72712. (501) 273-5340.

ELECTRONIC SURPLUS

FREE CATALOGS
ETCO ELECTRONICS, Dept. EB
North Country Shopping Center
Rt. 9N, Plattsburgh, N.Y. 12901

B&K Test Equipment. Free catalog. Free Shipping. Dinosaur discounts. Spacetrone-AM, 948 Prospect, Elmhurst, IL 60126.

SURPLUS ELECTRONICS

ATTENTION HOBBYISTS — SEND FOR YOUR FREE CATALOG
Great buys in tape drives, keyboards, power supplies, and transformers. We also have heat sinks, steel cabinets, I/O terminals, video disc plays, printers, and equipment cases. And of course components, fans, wire, and cable. Write now to
130 Northeastern Blvd.
Nashua, N.H. 03060

SPEAKER INFORMATION KIT

Get 70 pages of speaker facts, specs, construction tips plus info on our raw speakers, crossovers and a line of 9 quality hi-fi speaker system kits. We'll send you our **full-color catalog**, plus **How to Hook Up Your System**, an exhaustive step-by-step treatise on hi-fi system installation; and our **Speaker Operating Manual**, chock full of facts on how to get the most from any speaker system. For Free. Even if you don't buy from us we want you to have the facts. That's how we got to be the world's largest manufacturer of speaker kits.

Send to:
Speakerlab, Dept. PE-Y
735 N. Northlake
Seattle, WA 98103

BUILD THE ARTISAN ELECTRONIC ORGAN... The 20th century successor to the classic pipe organ. Kits feature modular construction, with logic controlled stops and RAM Pre-Set Memory System. Be an ar-ti-san. Write for our free brochure. AOK Manufacturing, Inc., Box 445, Kenmore, WA 98028.

PLASTIC BAGS. All sizes. Buy in small quantities. Free Catalog. SAKel, 6151-D Colbath, Van Nuys, Ca 91401.

THE UNRUSTABLES



NOW carry up to 40 extra gallons with auxiliary tanks
econo-tank®
for Pickups & Vans

DETROIT APPROVED: No rust or weld sediment
• Install one hour—lightweight, no bodywork required • Complete Kit • Guaranteed life of vehicle • Meets Federal & State standards
For FREE Catalog-TOLL FREE 800/433-2386
(In TEXAS call 817/756-6221)

PICKUP & VAN EQUIPMENT CO.
Dept. PE, P.O. Drawer C, Hewitt, TX 76643

THE BEST CB ANTENNA

SEND FOR FREE **PAL** FULL LINE CATALOG AND DECAL

PAL Antenna Corp.

2614 EAST ADAMS • PHOENIX, ARIZONA 85034

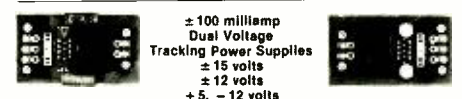
PRINTED CIRCUITRY. Complete supplies. Failproof instructions. Major credit cards. Catalog \$1.00 refundable. CIRCLOEX, Box 198, Marcy, NY 13403.

POLICE/FIRE SCANNERS, crystals, antennas, CBs, Radar Detectors. HPR, Box 19224, Denver, CO 80219.

1802 EXTENDED MONITOR. Relocatable, K.C. tape routines, 18 powerful subroutines, requires 1K memory. K.C. tape \$20.00, paper tape \$18.00, w/manual and listing. Information sale. Benchmark Computer Systems, 17 Hanover Place, Hicksville, L.I., N.Y. 11801.

TEST EQUIPMENT CATALOG listing used Tektronix, HP and GR equipment at bargain prices. PTI, Box 8699, White Bear Lake, MN 55110. Price \$1.00 refundable with first order.

CB RADIOS, VHF-UHF Scanners, Crystal, Antennas, Radar Detectors. Wholesale. Southland, Box 3591, Baytown, TX 77520.



These PC mounted power supplies are just the thing for op amp projects where a dual voltage power supply is required. Line and load regulation normally less than 30 mv. Input 115 VAC. Fully repairable

Jim Turner
10305 Newport
El Paso, TX 79924

\$21.95

These residents add 5% sales tax. Specify voltage output required.

PRINTED CIRCUIT boards from sketch or artwork. Affordable prices, free details. DANOCINTHS INC., Box 261, Westland, MI 48185.

NEW, ADJUSTABLE, THREE OUTPUT, REGULATED POWER SUPPLY plus 900 parts worth over \$400.00 in complete CARTERVISION television electronic assembly. Documentation included. Perfect for MICROPROCESSOR and all electronic applications. \$16.45 plus \$4.50 S&H. Master Charge, VISA. Free brochure. Madison Electronics, 369, Madison, Alabama 35758. SATISFACTION GUARANTEED. 205-837-6658, Res.

3 DIGIT LED VOLTMETER KIT \$19.50 complete, s.a.s.e. brings specifications, schematic. ALPHA-SUPERKIT, Box 21105, Woodhaven, New York 11421.

FREE ELECTRICITY! FREE HEAT! 24 Plans. Collection, storage, sun-wind energy. \$1.95 complete guaranteed! Solar, Concord, MI 49237.

BARGAINS GALORE! Buy-sell-trade classifieds in "Electronics Trader" only 10¢ word! Send \$2.00 for next four issues. Box 1333, Sun Valley, CA 91352.

CARTIVISION CTI-I Color VTR'S have two with OEM service manual and extra's package \$450.00. Complete. Jim Hansen, 1055 Leffingwell N.E., Grand Rapids, MI 49506. (616) 949-5932.

TRANSISTORS FOR C-B Repair, IC's and diodes TV audio repairs 2SC756A — \$2.40, 2SC1306 — \$2.95, 2SC1307 — \$3.85, PLLOZAG — \$7.50, AN239 — \$5.50, STK439 — \$8.95. Many more. FREE Catalog and transistor. B&D Enterprises, Box 32, Mt. Jewett, PA 16740.

VIDEO TO RF MODULATORS B&W • COLOR AUDIO	TV CAMERAS & KITS	SPECIAL APPLE II UHF RF COLOR MOD	VIDEO MONITORS
---	----------------------------	--	-------------------

COMPUTER/CCTV INTERFACES

Free Catalog-Phone or Write
Dial: 402-987-3771

1301 BROADWAY **ATV Research** DAKOTA CITY, NE. 68731



UNSCRAMBLE CODED MESSAGES!

Decodes Police Fire and Medical Channels. Works with any Scanner or Monitor. Satisfaction guaranteed — same day service. Write or call for free brochure.

NOT A KIT —
Completely Assembled

DON NOBLES ELECTRONICS, INC. DEPT. PE
P.O. Box 10801, Springfield, MA 01102

ELECTRONICS EQUIPMENT HOTLINE is a classified advertising newsletter for professional, industrial, and surplus electronic equipment. Subscriptions \$6/year, ads 50¢ word. P.O. Box 4768, Dept. PE, Panorama City, CA 91412.

CB VISOR MIRROR — Dual Purpose ten-code reference. \$4.25. Box 9088, Stockton, CA 95207.

FREE MINT US Stamp Price List, Fast, Quality. Arizona Stamp, 4668CI Speedway, Tucson, AZ 85712.

TI-59, TI-58, SR-52, w/o PC 100A 20 Psychic programs. Demonstrations, Research, Pleasure. Fully documented. \$5.00 ppd. Dickey, 7056 Styers Ferry, Clemmons, N.C. 27012.

YOUR DIGITAL MULTIMETER can read resistance values in the milliohm range. Send \$2.95 to G. Peterson, RD1, Box 8G, Slate Hill, N.Y. 10973 for schematic and instructions.

METAL FILM RESISTORS, RN55, 1%, 70 values, 12¢ each. Gold plated phono connectors available. Send SASE for information. Component Systems, 5556 Personality Court, Indianapolis, Indiana 46227.

CIRCUIT BOARDS from camera-ready artwork. Free details. Quantity discounts. CM Circuits, 22 Maple Ave., Lackawanna, NY 14218.

CHESS, 4-PLAYER RULES, \$2.00. Party fun. Gift for everyone. Easily learned, challenging. Shipped immediately. Diel, 1154-A Galahad, Casselberry, FL 32707.

FREE CATALOG, unbelievable savings, antennas, stereos, ham, cable RG58U RG59U \$5.95/100', RG8U Foam \$16.95/100' \$2/100' Postage. Bank-Americard. Nema Electronics, Box 2712, Miami, FL 33140.

"YOUR CIGARETTE LIGHTER" can protect your car from thieves. Plans \$3.00, Unit \$12.95, 1 year guarantee. KEK Enterprises, 38 Pilgrim Dr., Clifton, N.J. 07013.

PLANS AND KITS

FREE KIT Catalog contains Test and Experimenter's Equipment. Dage Scientific Instruments, Box 1054P, Livermore, CA 94550.

TV-OSCILLOSCOPE externally adapts TV into audio frequency oscilloscope. Info. \$1.00, Plans \$5.00, with P.C. \$12.00. Evolutionics, Box 855-B, San Rafael, CA 94902.

TAPE - SLIDE Synchronizer, multiprojector, lap-dissolve plans, \$5.50. Audiovisual group, \$8.50. Millers, 1896 Maywood, S. Euclid, OH 44121.

**AMAZING ELECTRONIC
PRODUCTS**

LASERS SUPER POWERED. RIFLE, PISTOL, POCKET - SEE IN DARK. PYRO. TECHNICAL DE-BUGGING. UNCRAMBLERS. GIANT TESLA. STUNWAND. TV DISRUPTER. ENERGY PRODUCING. SCIENTIFIC DETECTION. ELECTRIFYING. CHEMICAL. ULTRASONIC. CB, AERO, AUTO AND MECH DEVICES. HUNDREDS MORE - ALL NEW PLUS INFO UNTO PARTS SERVICE.

INFORMATION unlimited

CATALOG \$1 Dept. E8, Box 716, Amherst, NH 03031

**TIGER SST
SIMPLI-KIT**

**FOR
THE DO-IT-YOURSELF
NOW!** a high quality CD Electronic
Ignition System in kit form.

Contains all components and solder to build complete Solid-State Electronic CD Ignition System for your car. Assembly requires less than 3 hours.

- Increases MPG 15%
- Increases horsepower 15%
- Plugs and Points last 50,000 miles
- Eliminates 4 of 5 tune-ups
- Instant starting, any weather
- Dual system switch

Fits only 12 volt neg. ground ... Only \$21.95 postpaid

Tri-Star Corporation
P.O. Box 1727, Grand Junction, Colorado 81501

BUILD YOUR OWN SYMPHONY OF SOUND!



It's fun and easy—takes just minutes a day! Complete kits for organs, pianos, strings, rhythms, amplifiers, synthesizers. Also factory assembled. 104-page catalog \$2.00

WERSI

Wersi Electronics, Inc.
Dept. ZD, 1720 Hempstead Road
Lancaster, PA 17601

CB/HAM HIGH GAIN ANTENNAS. Modulation boosting VOX-COMPRESSOR. Portable 300MHz COUNTER with memory! Plans \$3.00 ea. \$7.50/all. Many others, catalog with order, PANAXIS, Box 130-A12, Paradise, CA 95969.

MODIFY YOUR P.L.L. or Crystal Synthesis C.B. for extra channels, linear and antenna tips. Send \$12.95 for instruction book. Action Protection Systems, RD1, Box 6003, Milford, PA 18337.

LIGHT TRIGGERED: I.C. Relay Driver 6 V.D.C. adjustable threshold, all assembled only \$3.00 #302AT. SONIC SWITCH: Turns on lamps, motors, etc. Completely assembled. Solid State Super Buy only \$3.00 #210AT. 3 TRANSISTOR Audio Pre-Amp for mike, phono, tape etc. Hi-Q input, 8-45V output, 9 V.D.C. Assembled with schematic \$4.00 #AT032. ABT Systems, P.O.B. 173, Schererville, Ind. 46375.

UNUSUAL SCIENTIFIC CREATIONS. Catalog \$1.00. Robotics-Ultra-high powered lasers — high voltage equipment — chemicals — etc!!! Advanced Research Scientific, P.O. Box 19041, Detroit, Michigan 48219.

TELEPHONES & PARTS

CORDLESS TELEPHONES: Operate 300 ft. from base. Factory rechecked, schematics included for personal maintenance. Originally \$399.50 — now \$149.95. Check, M.O. or Credit Card. Telephone Marketers, P.O. Box 216, Brookfield, WI 53005.

TELEPHONES, Answering Devices, Cords, Jacks. Catalog \$1.00 Refundable. TEL-TEST, P.O. Box 278, Butler, OH 44822.

OMAK PHONE CENTER. All types of telephones — keyed, modular and decorator. Catalog \$1.00 (refundable). Box 38, Beardstown, IL 62618.

FREE TELEPHONE SUPPLY CATALOG. Most standard style telephones, cords, plugs, jacks, accessories; including modular. FLEMCO, 20272 37th Ave. N.E., Seattle, WA 98155.

ALARMS

QUALITY BURGLAR-FIRE ALARM EQUIPMENT at discount prices. Free Catalog! Steffens, Box 624K, Cranford, N.J. 07016.

**Burglar • Fire • Smoke
Alarm Catalog**

- Billions of dollars lost annually due to lack of protective warning alarms.

FREE CATALOG Shows you how to protect your home, business and person. Wholesale prices. Do-it-yourself. Free engineering service.

Burdex Security Co.

Box 82802 PE-128 Lincoln, Ne. 68501

SONAR BREAKTHROUGH

Convert your Polaroid SX-70 Sonar camera to picture-taking burglar alarm at low cost. Use also for automatic photography and remote control shots. Detailed plans and instructions, \$10.00.

Bev-Mor Industries
Box 1232, Reseda, CA 91335.

MUSICAL INSTRUMENTS

UP TO 60% DISCOUNT. Name brand instruments catalog. Freeport Music, 114 G, Mahan St., W. Babylon, N.Y. 11704.

HIGH FIDELITY

DIAMOND NEEDLES and Stereo Cartridges at Discount prices for Shure, Pickering, Stanton, Empire, Grado and ADC. Send for free catalog. LYLE CARTRIDGES, Dept. P, Box 69, Kensington Station, Brooklyn, New York 11218. For Fast Service call Toll Free 800-221-0906.

**Lambda Series II by
SpeakerKit, Ltd.**

Woofer with butyl surrounds. Trans-mission lines. Open dome midrange and tweeters. Infra-woofers and ultra-tweeters. Accurate sound at a reasonable price. Send 25¢ for Series II catalog and manual.

Speakerkit, Box 12PE, Menomonie, WI 54751

WANTED

GOLD, Silver, Platinum, Mercury, Tantalum wanted. Highest prices paid by refinery. Ores assayed. Free circular. Mercury Terminal, Norwood, MA 02062.

WANTED! CB DEALERS AND DISTRIBUTORS

PAL Antenna Corp.

2614 EAST ADAMS • PHOENIX, ARIZONA 85034

TUBES

TUBES-RECEIVING. Industrial and Semiconductors Factory Boxed. Free price sheet including TV, Radio and audio parts list. Low, low prices. Transellectronic, Inc., 1365 39th St., Brooklyn, New York 11218. Telephone: (212) 633-2800. Toll free: 800-221-5802.

RADIO & T.V. Tubes—36 cents each. Send for free Catalog. Cornell, 4213 University, San Diego, Calif. 92105.

TUBES: "Oldies", Latest. Supplies, components, schematics. Catalog Free (stamp appreciated). Steinmetz, 7519-PE Maplewood, Hammond, Ind. 46324.

TUBES 29¢ up, no minimum order necessary. Also have obsolesces. Free list. Conelco, Box 1333, Sun Valley, CA 91352.

TAPE AND RECORDERS

RECORDS — TAPES! Discounts to 73%; all labels, no purchase obligations; newsletter; discount dividend certificates; 100% guarantees. Free details. Discount Music Club, 650 Main St., Dept. 5-1278, New Rochelle, N.Y. 10801.

GOVERNMENT SURPLUS

MANUALS for Govt Surplus radios, test sets, scopes. List 50 cents (coin). Books, 7218 Roanne Drive, Washington, D.C. 20021.

JEEPS—\$59.30! — CARS—\$33.50! — 200,000 ITEMS! — GOVERNMENT SURPLUS — Most COMPREHENSIVE DIRECTORY AVAILABLE tells how, where to buy — YOUR AREA — \$2.00 — MONEYBACK GUARANTEE — Government Information Services, Department GE-40, Box 99249, San Francisco, California 94109 (433 California).

GOVERNMENT SURPLUS. Buy in your Area. How, where. Send \$2.00. Surplus, 30177-PE Headquarters Building, Washington, D.C. 20014.

PERSONALS

MAKE FRIENDS WORLDWIDE through international correspondence, illustrated brochure free. Hermes-Verlag. Box 110660/Z, D-1000 Berlin 11, Germany.

INSTRUCTION

SCORE high on F.C.C. Exams . . . Over 300 questions and answers. Covers 3rd, 2nd, 1st and even Radar. Third and Second Test, \$14.50; First Class Test, \$15.00. All tests, \$26.50. R.E.I., Inc., Box 806, Sarasota, Fla. 33577.

UNIVERSITY DEGREES BY MAIL! Bachelors, Masters, Ph.D's. Free revealing details. Counseling, Box 317-PE012, Tustin, California 92680.

LEARN WHILE ASLEEP! HYPNOTIZE! Astonishing details, strange catalog free! Autosuggestion, Box 24-ZD, Olympia, Washington 98507.

GRANTHAM'S FCC LICENSE STUDY GUIDE — 377 pages, 1465 questions with answers/discussions — covering third, second, first radiotelephone examinations. \$13.50 postpaid. GSE, P.O. Box 25992, Los Angeles, California 90025.

INTENSIVE 5 week course for Broadcast Engineers. FCC First Class license. Student rooms at the school. Radio Engineering Inc., 61 N. Pineapple Ave., Sarasota, FL 33577 and 2402 Tidewater Trail, Fredericksburg, VA 22401.

1979 "TESTS - ANSWERS" for FCC First Class License. Plus - "Self Study Ability Test." Proven! \$9.95 Unconditional Moneyback Guarantee. Command Productions, Box 26348-P, San Francisco, CA 94126.

BROADCAST STATION: Start your own. Home, school, church, business operation. Get free equipment, records. Details free. "Broadcasting", Box 130-A12, Paradise, CA 95969.

LEARN ELECTRONIC DRAFTING: PCB design. Complete course \$10.00. VANDERLAAN, 6102-2 Turnabout Lane, Columbia MD 21044.

PASS FCC 1st, 2nd, 3rd and Radar License Examinations using course prepared by noted author-teacher. Workbook has example problems with complete solutions. Question-Answer Manual provides hundreds of practice questions. \$9.95 each or both Manuals \$14.95 Postpaid. Includes Counseling. Oeffinger, Box 1240, Garden Grove, CA 92642.

UNIQUE CB repair course requires no electronic knowledge or expensive equipment. Guaranteed results. CB City-P, 6241 Glade, Suite L-303, Woodland Hills, CA 91367.

INVENTIONS WANTED

"THE INVENTOR'S CATALOG" \$1.00 Computer Evaluations — Patentability — marketing — taxes — etc.!!! Advanced Research, P.O. Box 19041, Detroit, Michigan 48219.

IDEAS, INVENTIONS. New Products needed by innovative manufacturers. Marketing assistance available to individuals, tinkerers, universities, companies with feasible concepts. Write for Kit-PE, IMI, 701 Smithfield, Pittsburgh, PA 15222.

BUSINESS OPPORTUNITIES

I MADE \$40,000.00 Year by Mailorder! Helped others make money! Free Proof. Torrey, Box 318-NN, Ypsilanti, Michigan 48197.

FREE CATALOGS. Repair air conditioning, refrigeration. Tools, supplies, full instructions. Doolin, 2016 Canton, Dallas, Texas 75201.

HIGHLY PROFITABLE ONE-MAN ELECTRONIC FACTORY

Investment unnecessary, knowledge not required, sales handled by professionals. Postcard brings facts about this unusual opportunity. Write today! Barta-DL, Box 248, Walnut Creek, CA 94597.

NEW LUXURY Car Without Cost. Free Details! Codex-ZZ, Box 6073, Toledo, Ohio 43614.

GET RICH!!! Secret law erases debts. Free report exposes millionaire \$\$ secrets. Blueprints, No. EE12, 453 W. 256, NYC 10741.

\$650 WEEKLY for beginners!! Free report: Mailorder Consultants MEE12, 453 W256, NYC 10471.

MECHANICALLY INCLINED individuals desiring ownership of Small Electronics Manufacturing Business — without investment. Write: BUSINESSES, 92-K2 Brighton 11th, Brooklyn, New York 11235.

MILLIONS in Mail!!! Free Secrets. Transworld-17, Box 6226, Toledo, OH 43614.

1000% RETURN EASY in the television rental business. Free details. Carank-AL, Box 7696, Naples, FL 33941.

\$500.00 WEEKLY POSSIBLE mailing circulars! Free information. Wayne, Box 644, Ottawa, Kansas 66067.

ESTABLISH YOUR OWN Profitable Mail Order Business! Everything supplied. Michael-W, 46 Tanager Rd., Monroe, N.Y. 10950.

EARN \$1500 Monthly — Easy Home Income Mailing Circulars!! Free details: Mailhouse, Box ZD-68403, Portland, OR 97268.

Beer Lovers.

Make the Finest Premium Beers at Home. Great Fun! Great Taste! Great Savings! First time. Every Time. Duane's Unique Home Brewery. Complete details. Free. Duane Imports Ltd., Dept. PE2, 508 Canal St., N.Y., N.Y. 10013

CB MAILING LIST. Proven buyers. CB City-P, 6241 Glade, Suite L-303, Woodland Hills, CA 91367.

MECHANICALLY INCLINED INDIVIDUALS — WANTED —

Assemble electronic devices in your home. Get started in spare time. Experience, Knowledge or Investment Not Necessary. Expect big profits: \$300 - \$600/Wk. Possible. Write for free literature telling how.

ELECTRONIC DEVELOPMENT LAB
Box 1535PS, Pinellas Park, FL 33665

EARN \$1,000 MONTHLY sparetime, homework, "Guaranteed." Free details. Write: UNICORN, ZD12, 1140 Chelton, Colorado Springs, CO 80910.

\$3000 MONTHLY. Start immediately. Stuff envelopes at home. Information, send self-addressed stamped envelope. Village, Box 508-ZDI, West Covina, CA 91706.

YOUR OWN manufacturing business FREE. We supply all equipment and know how. Free details. Write: Mason, Room MC-376-HP, 1512 Jarvis, Chicago, IL 60626.

DO-IT-YOURSELF

MODULAR TELEPHONES now available. Sets and components, compatible with Western Electric concept. Catalog 50 cents. Box 1147W, San Diego, California 92112.

AUDIO/ANALOG/SYNTHESIS. Plans, parts, kits, etc. for the most exciting sound projects ever. Get on our mailing list, send 25¢ to: CFR Associates Inc., Newton, N.H. 03858.

EMPLOYMENT OPPORTUNITIES

ELECTRONICS/AVIONICS EMPLOYMENT OPPORTUNITIES. Report on jobs now open. Details FREE. Aviation Employment Information Service, Box 240E, Northport, New York 11768.

RUBBER STAMPS

RUBBER STAMPS, BUSINESS CARDS. Many new products. Catalog. Jackson's, Dept. K, Brownsville Rd., Mt. Vernon, Ill. 62864.

REAL ESTATE

BIG . . . FREE . . . CATALOG! Over 2,500 top values coast to coast!!! UNITED FARM AGENCY, 612-EP, West 47th, Kansas City, MO 64112.

BOOKS AND MAGAZINES

FREE book prophet Elijah coming before Christ. Wonderful bible evidence. MEGIDDO Mission, Dept. 64, 481 Thurston Rd., Rochester, N.Y. 14619.

HOW DOES THE OPERATOR KNOW your telephone number without you telling her? Ten digit, state of the art, call tracing systems and Telco operation detailed in depth. Government and C.C.I.T.T. publications tell it all. For comprehensive listing send s.a.s.e. and \$2.00: Tell It, Box 523, Westbrook, CT 06498.

INTERFERENCE HANDBOOKS! TELEVISION INTERFERENCE: 27 specific problems discussed in detail. Traps, attenuators, charts and reference data. \$5.95. AUDIO REIFICATION: Dealing with RFI in AM-FM-PHONO-AUDIO equipment. Trouble-shooting charts, filters. \$5.95. P.O. Box 13862, Savannah, GA 31406.

HYPNOTISM

FREE Hypnotism. Self-Hypnosis. Sleep Learning Catalog! Drawer H400, Ruidoso, New Mexico 88345.

MOVIE FILMS

WHOLE MOVIES AT HALF PRICE. Three terrific classic comedies starring Laurel and Hardy, W.C. Fields or Buster Keaton on sale now. Outstanding values. Uproarious fun. Send \$1.00 for information and sixty-eight page Film Catalog listing comedies, westerns, dramas, horror and others. (Or send \$1.00 for Video Catalog with more than 140 titles.) Write: Blackhawk Films, Dept. 4728 Davenport, Iowa 52808.

CHRISTMAS SALE — S-8 Snd Color & B/W Universal & Columbia 400' Features: Bye Bye Birdie (Ann-Margaret); Thoroughly Modern Millie (Julie Andrews); Machine Gun McCain (Peter Falk); Bryan's Song (Winner of 5 Emmys); Centurians (George C. Scott); Anderson Tapes (Sean Connery) — all in S-8 Eastman Color. Indicate in order of preference, \$44.95 ea Post-paid. B/W — Mr. Smith Goes To Town; Requiem for a Heavyweight (Anthony Quinn); On the Waterfront (Marlon Brando); Breakout (Charles Bronson), \$39.95 ea Postpaid. Operation Tail Ships; The Detective (Frank Sinatra); Poseidon Adventure (Gene Hackman) — special, \$29.95 ea + \$1.00 shipping — all 200' S-8 Color Snd. Invisible Man (Claude Rains); Frenzy (Alfred Hitchcock) — 200' S-8 B/W Snd, \$19.95 ea + \$1.00 shipping. Universal 64-pg catalog \$1.00 (\$2.00 foreign). Sportline; Ring Classics; Universal Columbia order form, \$0.35. SPORTLITE FILMS, Elect-12/78, 20 N. Wacker Dr., Chicago, IL 60606.

MISCELLANEOUS

MPG INCREASED! Bypass Pollution Devices easily. REVERSIBLY!! Free details — Posco GEE12, 453 W. 256, NYC 10471.

ESPERANTO: Boon to travelers, penpals, collectors. Learn more about this fascinating international language — broaden your horizons! \$1 for full information to: ELNA, Box 1129, El Cerrito, CA 94530.

Retail Display Plan

All magazine retailers in the United States and Canada interested in earning an allowance for the display and sale of publications of the Ziff-Davis Publishing Company are invited to write for details. Sales Manager, Select Magazines, 229 Park Avenue South, New York, New York 10003.

POPULAR ELECTRONICS

Popular Electronics

ADVERTISERS INDEX

READER SERVICE NO.	ADVERTISER	PAGE NO.
2	Active Electronic Sales Corp.	101
3	Ado Electronics Industrial Co. Ltd.	116
4	Ancrona Corp.	112
6	AP Products Incorporated	22
7	Audio-Technica U.S., Inc.	89
8	B & F Enterprises	117
9	B & K Precision, Dynascan Corporation	9
10	Byte	85
	Chaney Electronics	121
	Cleveland Institute of Electronics Inc.	26, 27, 28, 29
11	Cobra, Product of Dynascan	SECOND COVER
1	Communications Electronics	2
67	Consumers Company	85
12	Continental Specialties Corporation	11
13	Creative Computing Magazine	92
	CRI, Capitol Radio Engineering Institute	52, 53, 54, 55
14	Delta Products, Inc.	82
15	Digi-Key Corporation	109
	Digital Research Corp.	113
	Edmund Scientific Co.	121
66	EICO	85
	Electronic Systems	110
	Electro-Voice, Inc.	47
16	Fluke	10
17	Fordham Radio Supply	114
	GFN Industries, Inc.	6
18	Godbout Elecs., Bill	114
19	Grantham College of Engineering	88
5	Heath Company	71, 72, 73
20	HEP	34
21	Hewlett-Packard	33
22	Hobby World	121
23	IE Integrated Electronics	117
24	Illinois Audio	70
25	Integrated Circuits	108
26	International Components Corp.	115
27	International Electronics Unlimited	116
28	ITT Business Communications Division	81
28	J & R Music World	64
29	Jameco Electronics	102, 103
	JS & A National Sales Group	1
30	Kedman Company	84
31	Koss Corporation	21
32	Lafayette Radio Electronics	FOURTH COVER
34	McIntosh Laboratory Inc.	87
35	Micro Computer Mart	93
	Motorola	23
36	Netronics R & D Ltd.	91
37	New-Tone Electronics	115
38	New-Tone Electronics	117
	NRI Schools	16, 17, 18, 19
39	Ohio Scientific Instrument	5
40	OK Machine & Tool Corporation	35
41	Olson Electronics	116
42	Page Digital Electronics	93
43	PAIA Electronics, Inc.	70
44	PAL "Firestik" Antenna Corp.	12
45	Percom Data Company, Inc.	81
46	Personal Software	90
47	Poly Paks	107
	Prince Corp.	THIRD COVER
48	Quest Electronics	111
	Radio Shack	13, 48, 104
	Radios International	95
68	Rank	43
64	RCA Solid State	98
49	Sabtronics International, Inc.	31
50	Sabtronics International, Inc.	95
51	Sansui Electronics Corp.	36
52	Scientific Audio Electronics, Inc.	45
53	Scott, Inc., H. H.	25
54	Solid State Sales	113
55	Southwest Technical Products Corp.	88
	Speakerlab, Inc.	64
56	Stanton Magnetics, Inc.	15
57	Tab Books	84
63	Tape Talk	80
58	Technics by Panasonic	39
59	Technics by Panasonic	41
61	U.S. Pioneer Electronics	7



THE NEW HOBBY WORLD CATALOG

Your source for factory prime, professional quality equipment. Computers, add-on boards, IC's, sockets, resistors, supplies, tools, test equipment, books, and more. Shop your buy list at Hobby World. You'll find what you want, and at a solid savings. For example, look at this month's specials:

THE NEW ELENCO 3 1/2 DIGIT SOLID STATE MULTIMETER

The ultimate in performance: measures resistance to .01 ohms, voltage to 100 micro-volts, current to one micro-amp. Assembled and tested, with 2-Year warranty. Lists at \$99.95, **HOBBY WORLD PRICE ONLY \$74.95!**

16K MEMORY ADD-ON FOR APPLE OR TRS-80

HOBBY WORLD PRICE IS ONLY \$98.00 (specify when ordering)

WAHL ISO-TIP CORDLESS SOLDERING IRON

Includes ni-cad batteries and wall plug transformer. Lists at \$19.95, **BUT HOBBY WORLD HAS IT FOR \$14.95!**

SEND ME A FREE CATALOG!

Name _____
Address _____
City _____ State _____

Hobby World
19355 Business Center Dr #6
Northridge CA 91324

TELEPHONE ORDERS
Inside Cal 213 886 9200
Outside Cal 800 423 5387

PE 12

CIRCLE NO 22 ON FREE INFORMATION CARD

AMAZING EARADIO

THIS IS PROBABLY THE WORLD'S SMALLEST RADIO. IT WEIGHS ONLY 1 1/2 OUNCE AND IS WORN BEHIND THE EAR. CONTAINS AN IC AND SEVERAL DISCRETE DEVICES TO GIVE AN EQUIVALENT OF 12 TRANSISTORS. THE RADIO HAS A T.R.F. DESIGN OPERATING FROM 1 STANDARD 1.5V HEARING AID BATTERY (INCLUDED). IT PROVIDES GOOD VOLUME TO EARPHONE ON SEVERAL STATIONS IN METROPOLITAN AREAS. DOESN'T REQUIRE ANY ANTENNA, GROUND OR OTHER ADDITIONAL WIRES - FULLY SELF CONTAINED & TUNABLE. SIZE: 1 1/8"x1 1/4"x3/8".

Crystal Oscillator 14.04 Mhz IC clock one flip-flop C23289 \$1.98	8 IN. TROOPER CONLS 2 for \$1.50 C23293 8 for \$1.00	Green Neon Same as NE2 Dot Green GREEN Op Green on 1.5V 6 for \$1.29
UNIMET Circuit board watch display with meter C23294 \$1.25	SLIDE SWITCH ASSORTMENT 30 for \$1.00	MICRO-ANALYST ROTARY SWITCH 10 POS. 10 POSITIONS 7 for \$1.00
LASCR 200 VOLT 3 AMP 4 for \$1.00		

100M PHOTOFLASH Kit

SIMPLE TO ASSEMBLE KIT INCLUDES PRE-ASSEMBLED CIRCUIT BOARD, CAPACITOR, FLASH TUBE, REFLECTOR, SWITCH AND HOOKUP DIAGRAM, LESS CASE, BATTERY HOLDER, AND BATTERIES (OPERATES ON 2 AA CELLS). GUIDE #28 AT ASA 25.

C23495 \$2.95

14" STROBE / FLUTTER CORD Strobe Light Kit This battery operated device continuously emits bursts of intense light. Great safety device for bicyclists, skiers, hunters, divers & campers. Comes complete w/ all electronic parts, tools, & batteries. A.C. board & rails to understand instructions. Uses high-output neon flash tube which flashes 2 times per second when batteries are fresh. One also continuously for 12 hours on 2 alkaline "C" batteries. You need only to supply the batteries and a case. C23297 \$6.95	Electronic Warning Flasher Kit This battery operated device continuously emits bursts of intense light. Great safety device for bicyclists, skiers, hunters, divers & campers. Comes complete w/ all electronic parts, tools, & batteries. A.C. board & rails to understand instructions. Uses high-output neon flash tube which flashes 2 times per second when batteries are fresh. One also continuously for 12 hours on 2 alkaline "C" batteries. You need only to supply the batteries and a case. C23297 \$6.95
--	---

PHOTOFLASH CAPS 350 mf 330V 100 720 mf 360V 150 1600 mf 360V \$2.25	CALCULATOR BOARDS WITH DISPLAY LESS KEYBOARD AND CASE (AS IS) \$1.50
---	--

STROBE TUBE ASST. Brand new factory prime strobe tubes. Assortment of 5 strobe tubes w/ schematics. C23280 \$3.00	MINIATURE REFLECTOR Appx size: 1-7/16" L x 7/8" W x 3/4" D. C23227 \$1.00
---	---

CHANEY electronics

• Minimum order \$5.00
• Please include \$1 for postage
• Visa, MC and COD accepted.
• Phone orders are welcome.

P.O. BOX 27038, DENVER, CO. 80227 Ph: (303) 973-1052

Send for our FREE GIFT CATALOG of unique items.

FREE!

EDMUND SCIENTIFIC

ELECTRONICS
OPTICS
SOLAR ENERGY
MAGNETS
LASERS

O.E.M. COMPONENTS
LABWARE
MIRRORS
SURPLUS

164 PAGE CATALOG

- Over 4,000 unusual bargains for science and industry.
- In-stock supplies for engineers, experimenters, research labs, hobbyists, etc.
- Order direct and save—buy with complete confidence...every item carries the famous Edmund 30-day money-back guarantee.
- Simply mail this coupon for the newest Edmund catalog.

RUSH LATEST FREE EDMUND CATALOG

EDMUND SCIENTIFIC CO.
Dept. AV24 Edscorp Building
Barrington, N.J. 08007

Name _____
Address _____
City _____
State _____ Zip _____

Computer Aids Disc Mastering

According to CBS Records, its New DISComputer™ record mastering system promises louder, longer-playing records. The device uses a computer to pre-read tape being mastered 0.167 second before the cutter, and to signal the lathe to adjust the excursion of the cutting stylus to accommodate as much audible sound as possible. By allowing the lathe to anticipate signals to come, it is said to add up to 5 minutes of music per side to LP's and to increase recorded levels by as much as 2 to 5 dB. The computer, which is programmed for use with Scully or Neumann lathes, also uses its memory to compare the preview-head signal to previously cut grooves. This allows DISComputer™ to take into account such subtleties as the average level on the disc, and to prevent groove echo by "remembering" never to closely space loud and quiet grooves. A company spokesman says 10 percent of all CBS Records produced in 1978 were mastered using the \$250,000 DISComputer™.

Talking Clock

The TCE-124 "Talking Clock" from Omnicron Electronics, Putnam, CT, automatically delivers 12- or 24-hour time announcements in "a distinctive male voice," in English, German, or Arabic. Designed to be used with voice- or device-activated recorders, the TCE-124 automatically inserts its announcements on the tape at the completion of each message or data recording. The voice is generated by solid-state electronics, and there are no tapes or discs to wear. Other features of the clock include a LED display and monitor speaker, MSI/LSI circuitry, one watt, 8-ohm audio output and compact size.

Pendant Saves Lives

Microlet Systems, Burbank, CA, has developed a new wireless communicating device for emergency medical attention called "Microlet." The matchbook-size, dual-contact pendant is actually a 1-ounce transmitter. It will signal its receiver (located up to 300 ft away) to make telephone calls, giving the type and location of the emergency. When the dual-contacts are squeezed, a radio signal sets off the alarm. The system can make five or more preprogrammed, pretaped telephone calls. Although "Microlet" was developed for medical emergency purposes, it is suitable for use in a home or business to signal a robbery or any other emergency.

Acupuncture with Laser Beam

Acupuncture (a fairly ancient art) and lasers (rather new) are combined in the new "akupLas" therapy unit from Germany's Messerschmitt-Bolkow-Blohm. The helium-neon laser's beam has a wavelength of 632 nm, to which the skin is fairly transparent. This allows the 1-mm diameter, 2-mW beam to penetrate to a depth of 3 to 10 mm, depending on the type of skin. A fiber-optic tube guides the beam from the laser to the therapist's hand-piece, which can be placed directly to the skin.

VTR Interference Problems

If you have recently bought a video tape recorder and are using it with a TV receiver that is more than, say, a year old, you may be having VTR interference problems. This is generally experienced as a 1-inch to 1½-inch, 45° bending at the top of the screen. While television manufacturers say that modifications have been made to the design of their receivers in recent months to avoid such interference, some are being compelled to modify older sets to accommodate a VTR. It has been explained that the difficulty stems from anti-flutter circuits built into older TV receivers to filter the maximum amount of external interference. As a result, the circuits do not lock on to the TV signal quickly. With a VTR, however, immediate locking in of the signal is required. Some compromise in the anti-flutter circuitry is thus required for video tape machines.

ASCII for Ham RTTY

In a move to allow Ham radio operators to operate more sophisticated amateur communications rigs, the FCC has proposed to allow them to use ASCII code for radio teletype transmissions. In the past, only Morse and five-unit Baudot codes have been permitted in amateur radio operation. The move would allow Hams to use a variety of computer terminals for transmissions.

More Efficient Solar Cell

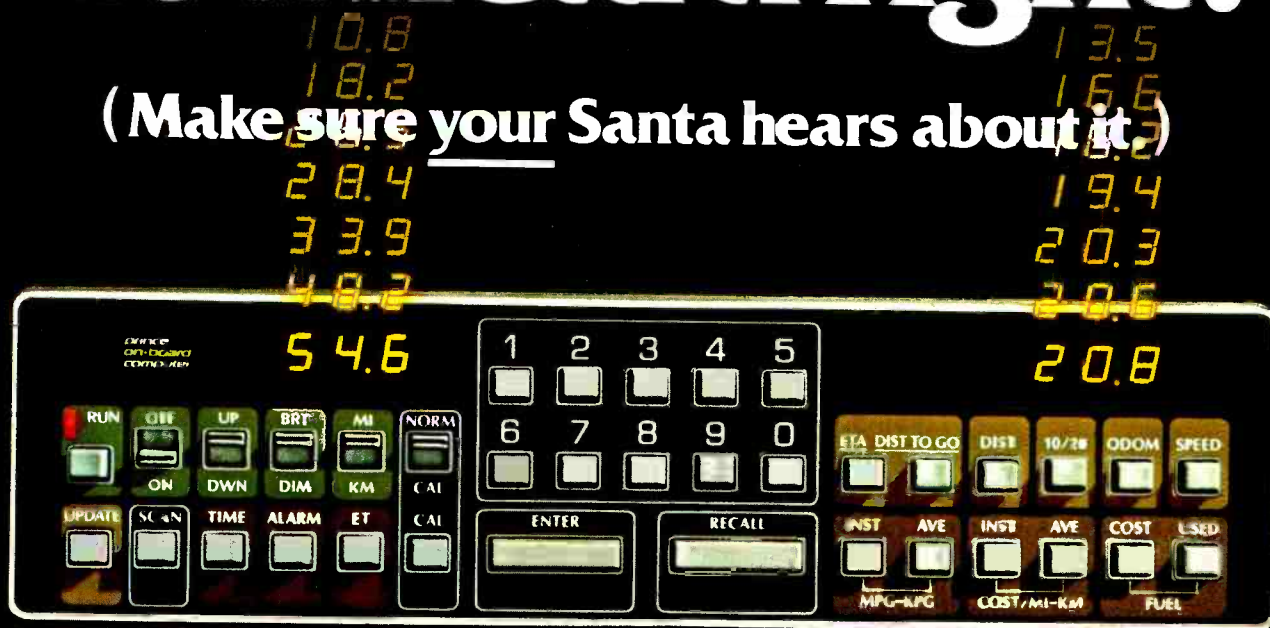
A prototype solar cell which converts a record 28.5% of sunlight to electricity has been developed by Varian Associates, Inc., under a Department of Energy contract administered by Sandia Laboratories. The highest efficiency previously reported was 23% for an AlGaAs cell. The new system uses two different solar cells—an AlGaAs cell and a silicon one—to absorb a wider range of solar wavelengths. A special filter reflects low-energy, long-wavelength rays to the silicon cell while permitting higher-energy, shorter-wavelength rays to pass through to the AlGaAs cell. In the prototype, various optical losses reduce the overall system efficiency to about 25%, but it is hoped that this can be raised to 30% by stacking the cells and eliminating the filter.

Computer Chess in Canada

The classic struggle between man and machine was continued over the chess board at the 100th anniversary of the Canadian National Exhibition in Toronto last September. The occasion was the UNCOMMAN (UNiversal COMputer MAN) Chess Event, sponsored by WINTARIO and Control Data Corp., under the auspices of the Ontario Chess Association. The public was able to try its skill against Commodore's Pet personal computers, programmed to play chess at eight different levels of expertise. During the event, a match was played between International Master David Levy and CHESS 4.7, a computer program developed by David Slate and Peter Atkins of Northwestern U. The program was run on Control Data's CYBER 176, in Minneapolis, and connected by phone lines to a terminal in Toronto.

You heard it was coming. You heard right!

(Make sure your Santa hears about it.)



The Prince On - Board Computer. You've read about digital computers being available soon from Detroit. Now the first universal driver-operated automotive computer is available! It's a revolutionary electronic brain that's unquestionably going to be the **ULTIMATE OPTION** for '79.

What it will do for you. The Prince On-Board Computer provides more than two dozen different kinds of information at the touch of a button.



The On-Board Computer measures only 10.5" x 2.8" x 1.7" and mounts easily in any vehicle.

Data such as vehicle location (10/20 to CB'ers). Miles-to-go on a trip. Estimated time of arrival. Miles per gallon and

cost-per-mile. Plus five memories to store mileage points with unique audio alarm reminders — and more!

Test drive one today.

Your new car dealer can arrange for a test ride in a Prince On-Board Computer-equipped car today. Or you can contact your local A.R.A. distributor* for more information. And if you're not in the market for a '79 right now, the POBC can be installed on your present car, van or truck.


Prince™ on-board™ computer

Manufactured by Prince Corporation, Holland, Michigan. Prince and On-Board are trademarks of Prince Corporation. Patents pending.

CIRCLE NO. 47 ON FREE INFORMATION CARD

*Look in the Yellow Pages under Automotive Air Conditioners, or write Mr. Al Brandin, A.R.A., P.O. Box 870, 606 Fountain Parkway, Grand Prairie, Texas 75050. Call toll-free 800-527-7914 (U.S.A.). In Texas: 214-647-4111.





The Pile Driver: It's just no match for the Heil Driver.

Since the turn of the century, "Pile Driver" speakers have laboriously "pushed" the sound out. This can result in a blurring and clipping of notes.

The revolutionary new Heil Driver in Lafayette's Criterion Series 3000 loudspeakers "shoots" the sound out.

There's no blurring or clipping. Every note is crisp and clearly defined.



Ever since "talking machines" first started talking, speakers have produced sound by pushing the sound waves out of the speaker with a diaphragm. Sometimes referred to as a "driver." Or "pile driver."

This system has definite disadvantages. To reproduce sound faithfully, the driver has to have very rapid rise time (acceleration) and decay time (deceleration). But the mass of the driver is so great, it fights against its own immense inertia. So sound gets blurred. Parts of notes get clipped or shot.

The only solution is to reduce the mass of the driver so it can react more quickly. And that's exactly what Dr. Oscar Heil has done.

The Heil Air Motion Transformer* is the heart of Lafayette's new Criterion Series 3000 speakers. The Heil Driver is simply itself. It has just one moving part. Rather than "push" the air out, it "shoots" it out.

The faster a driver reacts, the higher the fidelity. The Heil Driver reacts incredibly swiftly. It actually transfers sound energy to the air more than 5 times the speed of its own motion! There is no blurring or clipping of notes. No ragged top ends. No rounding off of the initial "attack." Every note is clear.

THE CRITERION 3001 incorporates a 10 in. heavy duty woofer in a ported book shelf cabinet. It delivers a deep, solid bass and high efficiency. **THE CRITERION 3002** is a small tower design which couples the 10 in. woofer acoustically to a 10 in. passive radiator. It delivers a deeper, tighter bass.


THE CRITERION 3003 is a larger tower design featuring a 12 in. heavy duty woofer coupled acoustically to a 12 in. passive radiator. It has an even fuller, deeper bass and greater power capacity.

All 3 are equipped, with a variable high frequency Brilliance Control to tailor treble response to the acoustics of any room.

We predict that your reaction to the Criterion Series 3000 speakers featuring the remarkable Heil Driver will be the same as ours.

In a word, "Heil-lelujah!"

FREE 1979 CATALOG. Lafayette's catalog is all new for 1979! 172 illustrated pages - half in full color. Features our complete line... everything Lafayette makes or sells. Write Lafayette Dept. PC 351281 11 Jericho Turnpike, Syosset, N.Y. 11791.



*Trademark of ESS Inc.

Lafayette We let you hear what you've been missing.

CIRCLE NO. 32 ON FREE INFORMATION CARD