

COLLECTING SHORTWAVE FOLK MUSIC

Popular Electronics®

WORLD'S LARGEST-SELLING ELECTRONICS MAGAZINE

MAY 1976/\$1

Build the Audio "Detective"

MEASURES PHONO CARTRIDGE AND MIKE OUTPUTS

How to Improve Equipment Grounds

Severe-Weather Alert Project

ACTIVATES EMERGENCY WEATHER BROADCASTS

TV Table Tennis II

ADDS SCORING & SOUND

Test Reports

STAX SR-5 ELECTRO-STATIC HEADPHONES

EPIPURE MODEL 4 STEREO PREAMPLIFIER

KP... MOBILE

AM


B

DI

310076 BLU 02200098 1410 FEB77
MR ADOLPH L BALUKA 05
220 DOWNING AVE
FLORISSANT MO 63091

Here Are The NEW PROGRAMMABLE CALCULATORS!

- SHOPPER'S GUIDE
- HOW THEY WORK
- SAMPLE PROGRAMS
- A KIT YOU CAN BUILD



Experience is the best teacher. You might settle for any CB first time around. Understandably. A lot of people think they're all pretty much alike. But you'll soon discover that, like everything else, there are exceptions.

Ask the pros. America's long distance truckers. These guys talk CB day in and day out. And they demand the best. That's why truckers refer to the Cobra 29 as "The Diesel Mobile."

Listen to Cobra. You'll hear a big difference. Because the Cobra 29 gives you features which assure crystal clear reception. Like switchable noise limiting and blanking, to cut out practically all pulse and ignition interference. Add squelch control and RF gain and you've got exceptional—adjustable—receiver clarity. Even in the heaviest CB traffic. You also get Delta Tuning which makes up for the other guy, because even off-frequency transmitters are pulled in. Perfectly.

Talk to Cobra. And you know you're punching through. One glance at the

29's over-sized illuminated meter tells you just how much power you're punching out and pulling in. For voice modulation the DynaMike delivers at 100%. Same way with power: The 29 transmits at maximum power levels.

Sooner or later you'll get a Cobra. And you'll get engineering and craftsmanship second to none. Performance that will make your first CB seem obsolete. Reliability and durability that have set standards for the industry. Above all, you'll get power. The power to punch through loud and clear like nothing else. Because when it comes to CB radio, nothing punches through loud and clear like a Cobra.



Cobra

Punches through loud and clear.

Cobra Communications, Products of Dynascan Corp.
1301 W. Belle Plaine, Chicago, Illinois 60613

CIRCLE NO. 14 ON FREE INFORMATION CARD

IF YOUR FIRST CB ISN'T A COBRA YOUR SECOND ONE WILL BE.



Quality speaker systems distribute the audio load between a combination of two or more speakers. Low frequency sounds are produced by the larger woofers, and high frequencies are generated by the tweeters. A dome or horn driver or an electrostatic driver is used for the midrange.

WHICH SPEAKERS ARE BEST FOR YOU?

Individual listening taste, and even room acoustics, don't agree.

The sensible way to buy speakers is to listen to the ones you are considering. An A-B test the two favorites by hearing music back and forth between them. (Keep the volume level the same.) You will fool you and the louder speaker will always note the power requirements of the other components.

Most turntables are driven by the indirect method, whereby the platter is turned either by idler wheels or by a belt device (better) connecting the motor to the platter. The most sophisticated units employ the direct drive method which eliminates idler wheels. This system by coupling the driveshaft of the motor to the platter.

DOES IT "WOW" YOU? The most common cause of wow and flutter is a variation in speed.

In a quality turntable, the percentage of wow should be less than one percent.

Changes above 30 cycles per second are not heard as wow, but as flutter. A turntable with a flutter rating of less than one percent is best.

Relative to the quietness of the background, the signal-to-noise ratio should be 45 db or greater.



AN INTRODUCTION TO STEREO.

At Yamaha, we feel uniquely qualified to introduce you to the joys of true stereo high fidelity sound.

Since 1887, Yamaha has been making some of the finest musical instruments in the world. Pianos, organs, guitars, woodwinds, and brass.

With our musical instruments, we've defined the standard in the production of fine sound. And today, with our line of state-of-the-art stereo components, we're defining the standard of its reproduction.

However, at one time, owning a Yamaha stereo system tended to be a rather expensive proposition. Our "ultimate" system, for example, hailed by the critics for such innovations as Vertical-FET circuitry and beryllium dome speakers, carries a suggested retail price of over \$7,000.

But now, Yamaha introduces a selection of new stereo components that let your Yamaha audio dealer create a high quality system for a suggested retail price of around \$700.

What you're getting is the same performance and design concept of our most expensive system, but without the frills. Also, each component has been specially selected and matched to enhance the performance of the other components.

The Receiver: There's a lot more than power to our new CR-450 stereo receiver.

You'll enjoy brilliant tonality resulting from super low distortion—0.1% intermodulation and total harmonic distortion. (These figures are amazing, considering most other competitive receivers are typically .5% to 1.0%!) In addition, Yamaha offers a full complement of functional features on the CR-450. Twin meters for precise tuning. High and Low Filters to eliminate noise interference. And two headphone jacks, so you don't have to listen alone. Plus our own exclusive Variable Loudness Control, which gives you full tonal balance—even at low volume levels.

The Turntable: Yamaha's new high-performance YP-450 shares many of the features of our "ultimate" system turntable, the YP-800. A low mass tonearm, with adjustable height and anti-skating, allows the stylus to track flawlessly at the lightest pressure. And the cue control is viscously-damped in both directions to prevent record damage. A handsome walnut-grained base and a dust cover are standard.

The Speakers: By the careful refinement of proven acoustic and electronic engineering principles, Yamaha's NS-2 rivals the sound quality of many larger, more expensive speakers.

The NS-2's soft dome tweeter and high compliance, foam surrounded woofer (the same design principles featured in our superlative NS-690 speaker) offer excellent high frequency dispersion as well as clean, accurate bass reproduction.

Underneath the NS-2's removable grille cloth, quality construction is evident in the fully finished front cabinetry.

The Headphones: Yamaha's patented new Orthodynamic design HP-2 combines the smooth highs of the best electrostatic headphones with the full, rich bass of the best dynamic types. The HP-2's comfortable, featherlight styling (by Italian designer Mario Bellini) is now on display in the New York Museum of Modern Art.

An Introduction to Stereo. Chances are, when it comes to understanding terms like watts, dB's and signal-to-noise ratios, you're probably a little confused. So we've prepared a booklet that explains the basics of the world of sound. Appropriately enough, it's titled "An Introduction to Stereo."

To get your free copy, just send us the coupon.

Then, once you know the basics, visit your local Yamaha audio dealer. His knowledgeable salesmen and extensive demonstration facilities can save you a great deal of time and money in helping you select a system. And his first-class service will keep you happy.

So talk to your Yamaha audio dealer. His experience and your ears make the perfect introduction to stereo.

Yamaha International Corporation,
Audio Division, P.O. Box 6600-L,
Buena Park, Calif. 90620


Please send my free copy of
"An Introduction to Stereo."

NAME _____

ADDRESS _____

CITY _____

STATE _____ ZIP _____



YAMAHA

Laser Beam Digital Watch

Never press another button, day or night, with America's first digital watch that glows in the dark.



AT NIGHT



SUNLIGHT

Announcing Sensor's new Laser 220—the first really new innovation in digital watch technology.

It's ingenious, it's simple and it makes every other digital watch obsolete. Scientists have perfected a digital watch with a self-contained automatic light source—a major scientific breakthrough.

SELF-CONTAINED LIGHT SOURCE

The Laser 220 uses laser beams and advanced display technology in its manufacture. A glass ampoule is hermetically sealed by a laser beam. The ampoule is then placed behind the new Sensor CDR (crystal diffusion reflection) display.

The high-contrast CDR display shows the time constantly—in sunlight or normal room light. But, when the room lights dim, the self-contained tritium light source automatically compensates for the absence of light, glows brightly, and illuminates the display.

No matter when you wear your watch—day or night—just a glance will give you the correct time. There's no button to press, no special viewing angle required, and most important, you don't need two hands to read the time.



Replace the battery yourself by just opening the battery compartment with a penny. Free batteries are provided whenever you need them during the five-year warranty.

A WORRY-FREE WATCH

Solid-state watches pose their own problems. They're fragile, they must be pampered, and they require frequent service. Not the Laser 220. Here are just five common solid-state watch problems you can forget about with this advanced space-age timepiece:

1. Forget about batteries The Laser 220 is powered by a single EverReady battery that will actually last years without replacement—even if you keep the 220 in complete darkness. In fact, JS&A will supply you with the few batteries you need, free of charge, during the next five years. To change the battery, you simply unscrew the battery compartment at the back with a penny and replace the battery yourself.

2. Forget about water Take a shower or go swimming. The Laser 220 is so water-resistant that it withstands depths of up to 100 feet.

3. Forget about shocks A three-foot drop onto a solid hardwood floor or a sudden jar. Sensor's solid case construction, dual-strata crystal, and cushioned quartz timing circuit make it one of the most rugged solid-state quartz watches ever produced.

4. Forget about service The Laser 220 has an unprecedented five-year parts and labor

warranty. Each watch goes through weeks of aging, testing and quality control before assembly and final inspection. Service should never be required. Even the laser-sealed light source should last more than 25 years with normal use. But if it should require service anytime during the five year warranty period, we will pick up your Sensor, at your door, and send you a loaner watch while yours is repaired—all at our expense.

5. Forget about changing technology The Sensor Laser 220 is so far ahead of every other watch in durability and technology that the watch you buy today, will still be years ahead of all others.

THE ULTIMATE ACHIEVEMENT

Other manufacturers have devised unique ways to produce a watch you can read at a glance. The new \$300 LED Pulsar requires a snap of the wrist to turn on the display, but the Pulsar cannot be read in sunlight. The new \$400 Longine's Gemini combines both an LED and liquid crystal display. (Press a button at night for the LED display, and view it easily in sunlight with the liquid crystal display.) But you must still press a button to read the time. All these applications of existing technology still fail to produce the ultimate digital watch: one you can read under all light conditions without using two hands. Until the introduction of the Sensor.

PLENTY OF ADVANCED FUNCTIONS

Sensor's five time functions give you everything you really need in a solid-state watch. Your watch displays the hours and minutes constantly, with no button to press. But depress the function button and the month and the date appear. Depress the button again and the seconds appear. To quickly set the time, insert a ball-point pen into the recessed time-control switch on the side. It's just that easy.

Sensor's accuracy is unparalleled. All solid-state digitals use a quartz crystal. So does the Sensor. But crystals change frequency from aging and shock. And to reset them, the watch case must be opened and an airtight seal broken which may affect the performance. In the Sensor, the crystal is first aged before it is installed, and secondly, it is actually cushioned in the case to absorb tremendous shock. The quartz crystal can also be adjusted through the battery compart-



The new exclusive laser-sealed tritium and phosphor light source is a thin solid-state tube that automatically illuminates the display when the lights dim.



Would you do this with your solid-state watch? Of course not. Most solid-state watches require care and pampering but not the Sensor. You can dunk it, drop it and abuse it without fear during its unprecedented five-year parts and labor warranty.

ment without opening the case. In short, your watch should be accurate to within 5 seconds per month and maintain that accuracy for years without adjustment and without ever opening the watch case.

STANDING BEHIND A PRODUCT

JS&A is America's largest single source of digital watches and other space-age products. We have selected the Sensor Laser 220 as the most advanced American-made, solid-state timepiece ever produced. And we put our company and its full resources behind that selection. JS&A will warranty the Sensor (even the batteries) for five full years. We'll even send you a loaner watch to use while your watch is being repaired should it ever require repair. And Sensor's advanced technology guarantees that your digital watch will be years ahead of any other watch at any price.

Wear the Laser 220 for one full month. If you are not convinced that it is the most rugged, precise, dependable and the finest quality solid-state digital watch in the world, return it for a prompt and courteous refund. We're just that proud of it.

To order your Sensor, credit card buyers may simply call our toll-free number below or mail us a check in the amount indicated below plus \$2.50 for postage, insurance and handling. (Illinois residents add 5% sales tax.) We urge you, however, to act promptly and reserve your Laser 220 today.

Stainless steel w/leather strap \$129.95
(Add \$10 for matching metal band)
Gold plated w/leather strap \$149.95
(Add \$10 for matching metal band)

JS&A NATIONAL SALES GROUP

Dept. PE JS&A Plaza
Northbrook, Illinois 60062
CALL TOLL-FREE . . 800 323-6400
In Illinois call (312) 498-6900

©JS&A Group, Inc., 1976

POPULAR ELECTRONICS

CIRCLE NO. 34 ON FREE INFORMATION CARD

Popular Electronics®

WORLD'S LARGEST SELLING ELECTRONICS MAGAZINE

FEATURE ARTICLES

HERE ARE THE NEW PROGRAMMABLE CALCULATORS! Forrest M. Mims 29
Shopper's guide, how they work; and sample programs.

COLLECTING SHORTWAVE FOLK MUSIC C. M. Stanbury 39

ELECTRICAL GROUNDS FOR ELECTRONIC EQUIPMENT Hector French 47
Performance of high-frequency equipment depends on good ground techniques.

A NEW AUDIO "ROOM EXPANDER" Leslie Solomon 55
Digital Time Delay System produces controllable reverb.

MAY-AUGUST ENGLISH-LANGUAGE SW BROADCASTS Richard E. Wood 84

CONSTRUCTION ARTICLES

A SCIENTIFIC PROGRAMMABLE CALCULATOR Martin Meyer 36

BUILD THE AUDIO DETECTIVE Ralph Tenny 41
Sensitive instrument for troubleshooting audio circuits.

SEVERE WEATHER WARNING ALERTER Robert W. Lloyd 44
Sounds the alarm when a weather alert is broadcast.

A SIMPLE LOGIC PROBE Robert Lefferts 60

ADD SCORING AND SOUND EFFECTS TO PONGTRONICS Mitchell Waite & Larry Brown 61

A "JUNK-BOX" 5-VOLT POWER SUPPLY R. C. Foss 66

COLUMNS

STEREO SCENE Ralph Hodges 18
The World of Sound Contracting.

HOBBY SCENE Q & A John McVeigh 26

SOLID STATE Lou Garner 78
A Universal Light Emitting Diode.

DX LISTENING Glenn Hauser 82
Frequency Measurements.

CB SCENE Ray Newhall 92
CB for Pleasure Craft.

AMATEUR RADIO Herbert S. Brier 94
Emergency Communications and the Amateur.

COMPUTER BITS Jerry Ogdin 97
Games for Learning.

EXPERIMENTER'S CORNER Forrest M. Mims 101
Pulse Modulation and Phase-Locked Loops

PRODUCT TEST REPORTS

STAX MODEL SR-5 ELECTROSTATIC HEADPHONES 73

EPICURE MODEL FOUR PREAMPLIFIER 74

KRIS VICTOR II AM MOBILE CB TRANSCEIVER 76

B&K PRECISION MODEL 280 DMM 77

DEPARTMENTS

EDITORIAL Art Salsberg 4
Project Kit Suppliers.

LETTERS 6

OUT OF TUNE 6
"Build 'Pennywhistle' the Hobbyist's Modem"
"How Multiplexed LED Displays Simplify Circuits"
"An LED-Readout Audio Power Meter"

NEW PRODUCTS 12

NEW LITERATURE 16

NEWS HIGHLIGHTS 24

ELECTRONICS LIBRARY 96

OPERATION ASSIST 100

POPULAR ELECTRONICS, May 1976. Volume 9, Number 5, Published monthly at One Park Avenue, New York, NY 10016. One year subscription rate for U.S., \$6.98; U.S. Possessions and Canada, \$7.98; all other countries, \$8.98. Second Class postage paid at New York, NY and at additional mailing offices. Authorized as second class mail by the Post Office Department, Ottawa, Canada and for payment of postage in cash. Subscription service and Forms 3579; P.O. Box 2774, Boulder, CO 80302.

POPULAR ELECTRONICS including ELECTRONICS WORLD, Trade Mark Registered. Indexed in the Reader's Guide to Periodical Literature. COPYRIGHT © 1976 BY ZIFF-DAVIS PUBLISHING COMPANY. ALL RIGHTS RESERVED.

Ziff-Davis also publishes Boating, Car and Driver, Cycle, Flying, Modern Bride, Popular Photography, Skiing and Stereo Review.

Material in this publication may not be reproduced in any form without permission. Requests for permission should be directed to Jerry Schneider, Rights and Permissions, Ziff-Davis Publishing Co., One Park Ave., New York, NY 10016.

Editorial correspondence: POPULAR ELECTRONICS, 1 Park Ave., New York, NY 10016. Editorial contributions must be accompanied by return postage and will be handled with reasonable care, however, publisher assumes no responsibility for return or safety of manuscripts, art work, or models.

Forms 3579 and all subscription correspondence: POPULAR ELECTRONICS, Circulation Dept., P.O. Box 2774, Boulder, CO 80302. Please allow at least eight weeks for change of address. Include your old address, enclosing, if possible, an address label from a recent issue.

EDGAR W. HOPPER
Publisher

ARTHUR P. SALSBERG
Editorial Director

LESLIE SOLOMON
Technical Editor

JOHN R. RIGGS
Managing Editor

ALEXANDER W. BURAWA
Feature Editor

EDWARD I. BUXBAUM
Art Director

JOHN McVEIGH
Associate Editor

ANDRE DUZANT
Technical Illustrator

PATRICIA BROWN
Editorial Assistant

**LOU GARNER
GLENN HAUSER
JULIAN D. HIRSCH
RALPH HODGES
ART MARGOLIS
FORREST MIMS
JERRY OGDIN
WILFRED M. SCHERER**
Contributing Editors

JOSEPH E. HALLORAN
Advertising Director

JOHN J. CORTON
Advertising Sales

LINDA BLUM
Advertising Service Manager

PEGI McENEANEY
Executive Assistant

STANLEY NEUFELD
Associate Publisher

ZIFF-DAVIS PUBLISHING COMPANY
Popular Electronics
Editorial and Executive Offices
One Park Avenue New York, New York 10016
212-725-3500

Hershel B. Sarbin, President
Furman Hebb, Executive Vice President
Vincent Perry, Financial Vice President and Treasurer
Phillip T. Heffernan, Senior Vice President, Marketing
Edward D. Muhlfield, Senior Vice President, Sports Division
Philip Sine, Senior Vice President
Frank Pomerantz, Vice President, Creative Services
Arthur W. Butzow, Vice President, Production
Lawrence Sporn, Vice President, Circulation
George Morrissey, Vice President
Sydney H. Rogers, Vice President
Sidney Holtz, Vice President
Al Traina, Vice President
Philip Korsant, Vice President
Paul H. Chook, Vice President, Market Planning
Charles B. Seton, Secretary
Edgar W. Hopper, Vice President, Electronics Div.

William Ziff, Chairman
W. Bradford Briggs, Vice Chairman

Midwestern Office
The Patis Group, 4761 West Touhy Ave.
Lincolnwood, Illinois 60644, 312 679-1100
GERALD E. WOLFE, THOMAS HOCKNEY
Western Office

9025 Wilshire Boulevard, Beverly Hills, CA 90211
213 273-8050; BRadshaw 2-1161
Western Advertising Manager, **BUD DEAN**

Japan: James Yagi

Oji Palace Aoyama, 6-25, Minami Aoyama
6 Chome, Minato-Ku, Tokyo 407-1930/6821,
582-2851



The publisher has no knowledge of any proprietary rights which will be violated by the making or using of any items disclosed in this issue.



Editorial

PROJECT KIT SUPPLIERS

When we publish articles about projects that the reader can build for himself, we often include (in the Parts List) a source from which complete kits or certain important items can be purchased. This is done for the convenience of readers who wish to be able to: (a) make a "one-stop" purchase of parts, (b) obtain devices not easily available, or (c) have a source for the completed printed circuit board.

The supplier of these items may be the experimenter who designed the project and hopes to add a few dollars to the article payment by selling parts out of his garage. On the other hand, he may be a professional whose business is selling electronic kits. Often, an experimenter/author will have a professional package the kit, garnering royalties on any sales. POPULAR ELECTRONICS, of course, does not participate in these sales. However, our editors often arrange for an experimenter/author and a kit supplier to get together, in which case, we act as unpaid go-betweens.

As it happens, the integrity of kit suppliers and the quality of material supplied vary. Some suppliers have provided poor delivery, others deliver with dispatch. Some issue magnificent assembly instructions, others simply throw the parts into a brown paper bag. Most, of course, are somewhere between these extremes. We try to handle things so that as high a level of supplier performance is maintained as is possible.

Since the mail-order business is now subject to some new Federal regulations, communications between seller and buyer should be good from here on. After all, sellers are liable for as much as \$10,000 for each day of noncompliance with delivery, according to FTC rules.

Project kit/parts suppliers are carefully told of our requirements. In addition to the FTC's 30-day maximum shipment time (or notice of delay and option to cancel), they must make the kits available to readers for a minimum period of three months from the cover date of the issue in which it appeared, and hold their price for a minimum of 30 days.

One frustrated reader recently complained that he requested a free pc foil pattern last month from a kit supplier, and was told that the patterns were no longer available. Well, the project was published more than a year ago, so we don't believe the supplier was being unreasonable in dropping the free patterns.

If the rules are broken, however, without a valid reason, we will no longer utilize the person or company as a supplier of project kits. But please, readers, we cannot become involved in wrong-part hassles and the like. There are always some understandable foulups. So one has to be reasonable, allowing for human error, work overload, etc.

Art Salsberg

This scanner doesn't have channel crystals. It has a brain.

The amazing Tennelec MS-2 Memoryscan.[®]



The MS-2 Saves You Money.

The control center of this scanner is a digital brain that eliminates the need for channel crystals—ever. When you think of the thousands of authorized channels, each requiring the purchase of a channel crystal (which cost up to \$5.00 each), you can visualize the money-saving potential of the MS-2.

Sophisticated Yet Easy To Operate.

Truly a product of advanced technology, the MS-2 is highly sophisticated, yet amazingly easy to operate. Using a simple codebook and two front panel buttons, you can program any of the 4,000 low, high and UHF frequencies you want to hear. The MS-2's panel lights provide exclusive visual verification of your selections. The super-selective filter provides crisp, clear reception. And the MS-2 is ready for the future, with a capability of receiving some 16,000 channels.

Hear The Action As It Happens.

Police. Fire. Weather. Marine. Highway Patrol. Rescue Squad. Be in on the action. Hear the news as it's being made. Be alerted to conditions that could affect your family's safety.

Take It With You.

The MS-2 is mobile. It can go where you go. Simply add the optional bracket and mount it in your car. Your boat. Or keep it with you at home or office.

It's The Best-Seller In Crystal-less Scanners. The Scanner with the digital brain.

The amazing Tennelec MS-2.

\$339.95

Write Today For Complete Information, Free Literature, and the Name of Your Nearest Dealer.*

Send me full information on the MS-2. Tell me where I can buy it.

Name _____

Address _____

City _____ State _____ Zip _____

*If there is not a Tennelec dealer convenient to you, we will send you information on how you can order direct with full warranty.

TENNELEC

John Sharpe, Marketing Manager
Tennelec Inc., Commercial Products Div.
601 Turnpike, Oak Ridge, TN 37830

FREE EICO CATALOG

346 Ways To Save On Instruments, Burglar Alarms, Automotive & Hobby Electronics!

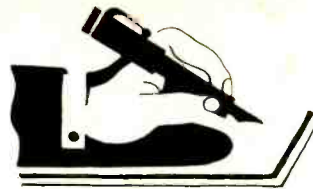
The more you know about electronics, the more you'll appreciate EICO. We have a wide range of products for you to choose from, each designed to provide you with the most pleasure and quality performance for your money. The fact that more than 3 million EICO products are in use attests to their quality and performance.

"Build-it-Yourself" and save up to 50% with our famous electronic kits.

For latest EICO Catalog on Test Instruments, Automotive and Hobby Electronics, Eicocraft Project kits, Burglar-Fire Alarm Systems and name of nearest EICO Distributor, check reader service card or send 50¢ for fast first class mail service.

**EICO—283 Malta Street,
Brooklyn, N.Y. 11207**

Leadership in creative electronics
since 1945.



Letters

MORE ON CB "BUZZ" WORDS

The article on CB "Buzz" words (January 1976) was great. The only thing I would like to pass on is that many truckers are now using channel 19. Their main reason for the change from channel 10 is to avoid interference with emergency channel 9. *Donald Pogoda, Lebanon, PA.*

A NEW PUBLIC SERVICE BAND?

Do you have any information about the receivers, frequencies, etc., for the Physicians Radio Network. It sounds like an interesting channel to monitor.—*Ken Greenberg, Skokie, IL.*

It is a confidential radio channel available only to physicians, not the general public.

A BUG IN DEBUGGING SOFTWARE

We found the "Computer Bits" column for September 1975 very interesting, but we found two errors during the course of debugging the software. One possible correction for these errors is:

- Starting at label WRBST:
WRBST: MOV B, A (missing)
CALL WRTIM
JZ WRFIN
CALL WRTIM
JNZ WRBST+1
(wrong location)
- Starting at label RDSYN:
RDSYN: CALL RDCHA
MOV A, C
CPI XXSYN
JZ RDSYN (wrong instruction)
CALL RDCHA*
MOV A, C*
CPI XXSTX

With these corrections, the code seems to execute correctly. The instructions marked with an asterisk (*) are superfluous.—*John M. Harrison, Northeast Electronics, Concord, NH*

WHERE CAN I BUY . . . ?

In the November 1975 "Computer Bits" column, Jerry Ogdin mentioned the availability of the new 6501 MPU by MOS Technology. I've checked all over for a vendor that handles this chip but had no success in locating one.—*Charles Greenwood Dunedin, FL*

The 6501 is marketed directly by MOS Technology, Inc. (950 Rittenhouse Rd., Norristown, PA 19401) for \$20. (You might

also be interested in the 6502, which sells for \$25.) Descriptive literature is available on request to MOS. Also, for \$5 each, you can get the hardware and software manuals that go with these chips.

HELP FOR CANADIAN READERS

The unavailability of many of the newer integrated circuits and components here in Canada is an ongoing problem. I have been fortunate, however, to find a Canadian supplier that has most of the latest devices. The supplier is R.W. McKay, RR#1, Site 21, Box 6, Creston, B.C. V0B 1G0.—*A Johnston, Invermere, B.C.*

RADIO ASTRONOMY REVISITED

As an amateur astronomer with an interest in radio astronomy, I enjoyed "An Introduction to Radio Astronomy" in the January 1976 issue. I might add that besides being used for noise detection from extraterrestrial objects, the receiver system described can also be used for the detection of meteors entering the earth's atmosphere. Meteors entering the atmosphere burn up and disintegrate, and, as they do, ionize the air around them. It is this ionization that can be detected.—*A. Brooks, Ottawa, Ontario, Canada*

In the radio astronomy story in the January 1976 issue, the plans in Fig. 2 seem to indicate that the antenna's overall length is in excess of 30'. Is this correct?—*Doug Samuels, Concordia, MO*

At 110 MHz, the antenna would be some 31.1' (9.48m) long, as indicated.

MAIL-ORDER HOUSE VS THE FTC

I read with interest the February 1976 "Editorial" titled "Good News for Mail-Order Buyers." I think it's about time the Federal Trade Commission (FTC) put teeth into any and all mail-order regulations.—*L.A. McPharlin, South Bend, IN*

Out of Tune

In "Build 'Pennywhistle,' The Hobbyist's Modem," (March 1976) the test frequency given at the center of column 2, page 47, should be 2125 Hz instead of 1170 Hz. The author informs us that the schematic he is supplying shows R80 as 680 kilohms and it should be 6.8 kilohms.

In "How Multiplexed LED Displays Simplify Circuits" (March 1976, p 62), IC2 should be a 74145 (not 74175) and IC2 should be a 7448 (not 7447).

In "An LED-Readout Audio Power Meter" (March 1976, p 35), diodes D1-D4 are shown in Fig. 2 with their polarities reversed. They should also be numbered D3, D1, D2, D4 starting from the top. The polarity of C1 is also shown reversed.

To SBE

tech·no·lo·gy

is not just another word

SBE brings computer-age technology to two-way radio communications in developing the newest, the most advanced, the most exciting personal communications equipment available today.

FORMULA D for example, is SBE's sophisticated new 23-channel citizens band mobile AM two-way radio. With a single crystal, it offers advanced digital techniques, combined with phase-lock-loop (PLL) circuitry, to synthesize frequencies covering all 23 transmit and receive channels. Tolerances are closer. Stability is better. And performance exceeds the best that crystal-controlled two-way radio could ever provide.

FORMULA D is but the first of a whole new generation of sophisticated, digitally-synthesized personal communications equipment being developed by SBE to keep you ahead in the exciting new advances planned for citizens band communications.

The same creative approach to technology as exemplified by FORMULA D is reflected in other SBE products—a full line of communications equipment that includes citizens band, land mobile, marine and special application.

Discover how you can benefit from SBE's advanced technology.



Better Communications through Creative Technology

For information write: SBE, Inc., 220 Airport Blvd., Watsonville, CA 95076

Where do the pros get their training?



Almost half of the successful TV servicemen have home study training and with them, it's NRI 2 to 1. It's a fact! Among men actually making their living repairing TV and audio equipment, more have taken training from NRI than any other home study school. More than twice as many!

A national survey*, performed by an independent research organization, showed that the pros named NRI most often as a recommended school and as the first choice by far among those who had taken home study courses from any school. Why? Perhaps NRI's 60-year record with over a million students . . . the solid training and value built into every NRI course . . . and the designed-for-learning equipment originated by NRI provide the answer. But send for your free NRI catalog and decide for yourself.



**25" Diagonal Color TV..
And 4-channel
Quadraphonic Stereo.**

As a part of NRI's Master Course in color TV/Audio servicing, you build a 25" diagonal solid state color TV with console cabinet. As you build it, you perform stage-by-stage experiments designed to give you actual bench experience. And you get a Quadraphonic system with 4 speakers. NRI's instruments are a cut above the average, including a transistorized volt ohm-meter, triggered



**Widest Choice of
Courses and Careers.**

NRI doesn't stop with just one course in TV/Audio servicing. You can pick from five different courses (including an advanced color course for practicing technicians) so you can fit your training to your needs and your budget. Or, you can go into Computer Technology, learning on a real, digital computer you build yourself. Communications with your own 500 channel digitally-synthesized VHF transceiver. Aircraft or Marine Electronics. Mobile radio, and more.

**Free Catalog...
No Salesman Will Call.**

Send the postage-paid card for our free color catalog showing details on all NRI electronics courses. Lesson plans, equipment, and career opportunities are fully described. Check card for information on G.I. benefits. No obligation, no salesman will call. Mail today and see for yourself why the pros select NRI two to one!

If card is missing, write,

*Summary of survey results upon request.

**Two Famous Educators...
NRI and McGraw-Hill.**

NRI is a part of McGraw-Hill, world's largest publishers of educational material. Together, they give you the kind of training that's geared for success . . . practical know-how aimed at giving you a real shot at a better job or a business of your own. You learn at home at your convenience, with "bite-size" lessons that ease learning and speed comprehension. Kits designed to give you practical bench experience also become first-class professional instruments you'll use in your work.


sweep 5" oscilloscope, CMOS digital frequency counter and digital integrated circuit color TV pattern generator. They're top professional quality, designed to give you years of reliable service. You can pay hundreds of dollars more for a similar course and not get a nickel's worth extra in training and equipment.



NRI SCHOOLS
McGraw-Hill Continuing Education Center
3939 Wisconsin Avenue,
Washington, D.C. 20016

MK II with elliptical styli for stereo play. Each of these induced-magnet cartridges feature the company's patented construction which is said to permit reduction of mass in the moving system, thus allowing the stylus tip to track the record groove with minimum force (as low as 0.75 g). Prices: \$125.00, \$100.00, and \$75.00, respectively.

CIRCLE NO. 92 ON FREE INFORMATION CARD



KENWOOD PROFESSIONAL PREAMPLIFIER

The Model 700C preamp from Kenwood is designed with a variety of control and


switching functions. It is said to handle a dynamic range in excess of 85 dB, referred to its nominal 1-volt output level and has low residual noise (50 μ V). Phono cartridge

input impedance is selectable (600, 30,000, or 50,000 ohms). Selectable low- and high-frequency filtering, audio muting, and a two-step loudness control are also included. A special "tape-through" circuit allows tape-to-tape dubbing to proceed while the system is simultaneously used to play any other program source.

CIRCLE NO. 93 ON FREE INFORMATION CARD

PAPER-TAPE-READER KIT

A low-cost paper-tape reader (OP-80A), made by Oliver Audio Engineering, reads punched tape as it is pulled through by hand at speeds up to 5000 characters per second. It includes a precision optical sensor array, high-speed data buffers, and required logic; and it will interface with an 8-bit μ P I/O port. It can also be connected across a UART to load programs through a




TTY port. The OP-80A is said to be able to load 12K extended basic in 30 seconds. Price is \$74.50 for the kit, \$95.00 assembled.

CIRCLE NO. 94 ON FREE INFORMATION CARD

ROYCE THREE-PIECE CB TRANSCEIVER


The Royce Model 1-580 Mod-U-Lar mobile AM CB transceiver consists of a three-piece "system" that includes microphone/channel selector, separate control unit, and remote power pack/electronics package. The mike has Royce's Chan-L-Matic channel selector/readout that allows a driver to change channels without taking his eyes off the road. Not much larger than a king-size pack of cigarettes, the control unit contains the



volume and tone controls, PA/CB and hi/lo tone switches, S/r-f meter, and loudspeaker. It connects to the remote power pack (which also contains the rest of the circuitry) via a 9' (3 m) or optional 18' (6 m) cable. Placing the control and power pack units in different locations in a car can serve as a theft deterrent.

CIRCLE NO. 95 ON FREE INFORMATION CARD

New Hardware for Learning Digital Electronics



NOW ONLY \$67.50

Now there's a new hardware system for teaching yourself digital electronics. It's designed to complement our top selling Bugbook I & II. Bugbooks cover everything from simple gates to shift registers. And now we're offering all of the hardware you'll need to complete the experiments.

You'll get all required "outboards" in kit form, including the power, logic, switch, seven segment readout, clock, LED lamp monitor, and dual pulser outboards. A jumper package and starting IC package. And the E&L SK-50 solderless breadboarding socket. All for only \$67.50. If you need Bugbooks I & II, they're an additional \$16.95 for the set. All postage and shipping is prepaid anywhere in the continental U.S. Send your check or money order today.

CIRCUIT DESIGN, INC.

Division of E&L Instruments

P.O. Box 24

Shelton, Conn. 06484

____ Please send me your new hardware package (#IS-4K) learning digital electronics. My \$67.50 is enclosed.

____ Please send me Bugbooks I & II (#IS-SW). \$16.95 is enclosed for them.

Name _____

Address _____

City _____ State _____ Zip _____

Please enclose check or money order. Shipments will be prepaid.

CIRCLE NO. 16 ON FREE INFORMATION CARD



Motorola CB is here!

Introducing Mocat—The CB radio backed by Motorola's 40 years experience in professional radio communications. Great looks. Great performance. Everything you'd expect from a radio built by Motorola. Yet it comes at a very affordable price.

Designed and engineered in the USA, Mocat is a 100% solid-state Motorola CB radio with the very latest in technological advances, and exciting features.

Motorola CB means reliability. A digital phase lock loop synthesizer assures on-frequency perform-

ance on all channels.

Motorola CB means quality reception. Automatic gain control, cross modulation rejection circuit and optional "Extender" noise blanker circuit give Mocat superior receiver performance.

Motorola CB means power. All models feature a rugged plug-in mike with built-in amplifier for maximum transmit signal strength.

Motorola CB means good looks. Contemporary styling across the line. Selected models offer easy channel identification with high-intensity L.E.D. digital channel read-


out and dimmer.

Motorola CB also means high performance and attractively styled antennas and accessories.

Motorola CB is the biggest news and greatest value in personal communications today. Mocat from Motorola. Now is the time to own a Motorola CB. For complete details, write us at Motorola, Inc., Dept. CB-700, 1301 East Algonquin Road, Schaumburg, IL 60172.

MOTOROLA

CIRCLE NO. 41 ON FREE INFORMATION CARD



New Literature

FM SUBCARRIER APPLICATIONS NOTE

EMR Telemetry offers a new 12-page applications note, "Amplitude Adjustment of FM Subcarriers." The note describes factors determining optimum setup of

amplitudes of subcarriers in an FM multiplex system. General setup procedure is given with specific information on systems utilizing r-f links, telephone lines, cable transmissions, and tape recorder. Optimization methods and typical system performance guidelines are provided. Address: EMR Telemetry, Weston Instruments, Inc., Box 3041, Sarasota, FL 33578.

SEMICONDUCTOR FUSE ARTICLE

An article explaining considerations governing the selection of semiconductor fuses is available from the Semiconductor Division of International Rectifier Corp. The article, reprinted from *Electronic Buyer's News*, describes the various

parameters used to specify fuses, indicating their relative importance. Copies of the monograph will be sent upon request. Address: Semiconductor Division, International Rectifier Corp., 233 Kansas St., El Segundo, CA 90245.

SMITH CHARTS

Analog Instruments offer a four-page, illustrated brochure of its line of Smith Charts. All forms have normalized impedance (or admittance) coordinates, title block and radial scales. Printed in red ink; green on negative charts. Also included in the catalog are computer-plotters, rubber stamps, mega-rules, vugraphs and laminated charts. Address: Analog Instruments Co., P.O. Box 808, New Providence, NJ 07974.

RFI SUPPRESSION

"Radio Frequency Interference Suppression in Switched-Mode Power Supplies" is the title of a new, 8-page, illustrated report available from the Ferroxcube Corporation. The article discusses the main principles behind the suppression of RFI at the input terminals of switched-mode power supplies. These general principles are applicable to all forms of switched-mode power supplies. Address: Ferroxcube Corporation, Saugerties, NY 12477.

MODULAR CABINET CATALOG

Insta Fab's Mod-U-Line series of modular instrument cabinets are presented in its new catalog. Cabinets are available in plain, rack-mount, multiple, and handle configurations. The products are made of aluminum, but steel units are available on special request. Various colors can also be specified. Also covered are various designs of Mod-U-Box sloping panel cabinets. Prices and available dimensions are listed. Address: Insta Fab, Inc., 425 Queens Lane, San Jose, CA 95112.

JENSEN TOOL CATALOG

"Tools for Electronic Assembly and Precision Mechanics" is a 112-page handbook describing over 2500 items offered by Jensen Tools and Alloys. Section headings include screwdrivers, files, and soldering equipment, along with other tools and accessories used by electronic technicians and engineers. Also, a full-color 16-page section features Jensen tool kits and cases, and a solder section lists tin-lead alloys. Address: Jensen Tools and Alloys, 4117 N. 44th Street, Phoenix, AZ 85018.

POPULAR ELECTRONICS 1975 INDEX

A complete editorial index of the magazine for the year 1975 (Vols. 7 and 8) is available for \$1.50 from Popular Electronics Index, Box 2228, Falls Church, VA 22042.

Anatomy of a 1/4" tape recorder

Automatic shut-off

Hysteresis three-motor drive

Electro-magnetic braking prevents tape spillage

Rugged

Neoprene head mount for good alignment

Heavy, 3/16" plate for good alignment

Pressure brush reduces wear, improves contact

Plug-in electronics



10" NAB reels (or 5" or 7" standard)

Only seven moving parts

One-piece, 4 1/2 pound flywheel-and-capstan

Computer logic permits any command sequence

Remotable

Remote record for no-thump recording

Two channel record/playback capability. (Other models with four, two or one channels; 1/4, 1/2 or full track; playback only. Extra performance options available.)

Compare all the features of the Crown CX-824 with any other reel-to-reel recorder you may be considering. And then compare the price. Crown represents the real value.

Fast playback coupon

Send directly to Crown for PE-2 specifications on Crown tape recorders.

When listening becomes an art,

Name _____

Address _____

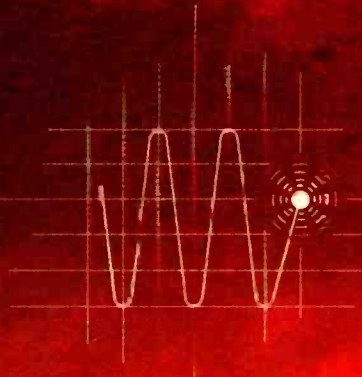
City _____

State _____ Zip _____



CROWN

Box 1000, Elkhart IN 46514



state-of-the-art in metering ...



the Johnson solid-state meter. clearly an improvement.



Meet the Messenger 123SJ — the first CB radio with LED meter readout! Bright, ruby-red LEDs let you read signal strength, transmit power and modulation precisely and at a glance. Or use your meter as a "visual call alert" while keeping your eyes on the road. The Johnson LED meter is all solid-state so it's completely reliable, regardless of temperature, dust and humidity. Add the proven performance of built-in electronic speech compression, mechanical "steep skirt" filtering, voice-tailored audio and plus/minus ground ... and you'll know why it is clearly the most advanced CB radio in its class. \$169.95.



E. F. JOHNSON COMPANY, WASECA, MINNESOTA 56093
In Canada: A. C. Simmonds & Sons, Ltd.



Stereo Scene

By Ralph Hodges

THE WORLD OF SOUND CONTRACTING

ONE OF THE fastest growing career areas in electronics today is the field of sound contracting. Public consciousness of the importance of the acoustic specialist has been raised significantly by (for one thing) the spectacular sound systems that have been built for concerts by rock groups. (It seems top bands are always cancelling performances because they're not happy with the available audio system.) Also to be considered are such well-publicized acoustic fiascos as New York's Avery Fisher Hall. Now, as public spaces grow ever bigger and more acoustically complex, people are no longer satisfied with movie-theater sound systems that blur the dialog, airport PA systems that are unintelligible or inaudible, and sports-arena loudspeaker installations that rumble and bark incoherently.

Almost everyone is aware of the brute power that audio technology has lately put into our hands. We can, for example, zap a football stadium with sound levels sufficient to traumatize the first ten rows of the audience. But who, it is asked, has the expertise necessary to apply this power cheaply, efficiently, and with quality results? This is the gap that the better sound contractors are rushing in to fill.

Designing For Sound. The knowledgeable contractor today is able to approach his work with a system of mathematics and—finances permitting—a battery of instruments that literally put the task on a scientific basis. His objectives—for a reinforcement installation in an auditorium or church, say—are typically to cover and penetrate the full seating area with sound that is adequately loud (a function of the acoustic power available and the room's characteristics), clear enough for unlabored communication, and natural in its tonal balance and range. The latter is

particularly important if the system is to be used for music as well as speech. In addition, it is desirable for the sound the audience hears to be associated with the location of the speaker on stage, not the location of the loudspeaker(s).

Working With Numbers. What is impressive about the professional sound business is that hard numbers are routinely attached to all these audio-system qualities, and the numbers are plugged into equations that predict final performance with remarkable accuracy in most cases. For example, it has been determined empirically that a signal-to-noise ratio of at least 25 dB at mid-frequencies is necessary for unimpaired intelligibility of speech. The noise level in the auditorium must of course be determined by an on-site measurement.

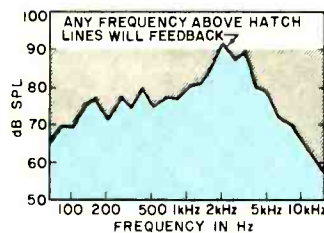


Fig. 1. Unequalized sound system.

However, with the data from this simple measurement and the relevant specifications from the loudspeaker manufacturer, you can travel via slide rule to an excellent estimate of what will happen when the sound system is installed.

First, working on the assumption

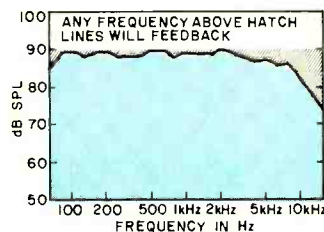


Fig. 2. Equalized sound system.

that most of the auditorium's seating area will lie within the reverberant field (which is, by definition, steady and uniform), the nature of this field can be calculated once the volume of the space and the (estimated) absorption of the materials in it are known. The result leads directly to the reverberation time (RT) of the hall in seconds. (The RT is the amount of time required for a sound to die away to a level of -60 dB in the hall.) With RT and the volume (V) of the space known, they can be used with the Q or "directivity factor" of the loudspeaker (gleaned from the manufacturer's specifications or from your own tests) to compute the "critical distance" or D_c of the speaker. The formula is

$$D_c = 0.03121 \sqrt{(QV)/RT}$$

The D_c is the distance from the loudspeaker at which the level of the sound coming directly from it exactly equals the level in the reverberant field. Then, if you know the sensitivity of the loudspeaker and the amplifier power driving it, the inverse square law will tell you what the sound level would be at the critical distance. This is the sound level that will be achieved throughout the uniform reverberant field. If it exceeds the noise level by at least 25 dB, all is well in terms of the acoustic output of the system.

Articulation Loss. Beyond signal-to-noise ratio, there is an additional factor affecting speech intelligibility. It is known as "articulation loss of consonants in speech," and it is usually expressed as a percentage. Believe it or not, articulation loss (AL) is quantifiable (15% is adequate, 10% virtually ideal) and calculable. It relates to the ratio of direct to reverberant sound for any given listener in the auditorium. The general formula is

$\% AL = 641.81 D^2 RT^2 / QV$, where D is the distance from loudspeaker to listener. To adjust for a satisfactory AL you can specify or design a loudspeaker with a larger Q, or you can treat the hall to reduce RT.

The concept of AL was worked out empirically by two Dutch researchers who published their conclusions in 1971. From the evidence to date, it seems to be one of the most powerful tools for sound-system design ever developed. In fact, with these two parameters (the AL and the required sound levels) under control, the hardware necessary for successful completion of the job is virtually

(Continued on page 22)


The Black Watch kit

At \$29.95, it's

★**practical**—easily built by anyone in an evening's straightforward assembly.

★**complete**—right down to strap and batteries.

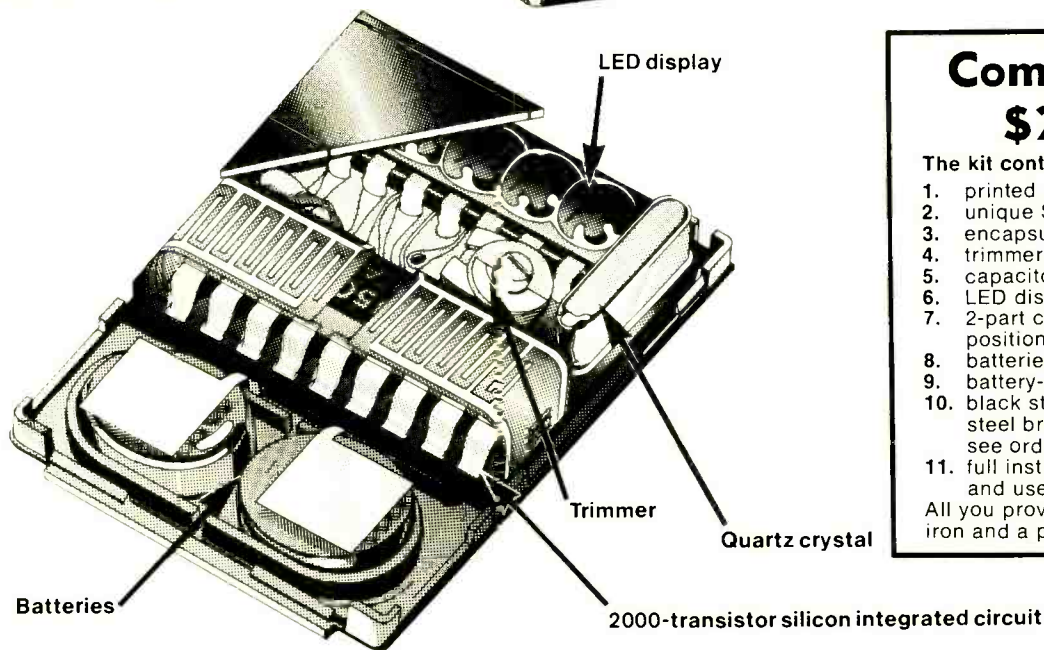
★**guaranteed.** A correctly-assembled watch is guaranteed for a year. It works as soon as you put the batteries in. On a built watch we guarantee an accuracy within a second a day—but building it yourself you may be able to adjust the trimmer to achieve an accuracy within a second a week.



The Black Watch by Sinclair is unique. Controlled by a quartz crystal . . . powered by two hearing aid batteries . . . it's also styled in the cool prestige Sinclair fashion: no knobs, no buttons, no flash . . . just touch the front of the case to show hours and minutes and minutes and seconds in bright red LEDs.

The Black Watch kit is unique, too. It's rational—Sinclair have reduced the separate components to just four.

It's simple—anybody who can use a soldering iron can assemble a Black Watch without difficulty. From opening the kit to wearing the watch is a couple of hours' work.



Complete kit \$29.95!

The kit contains

1. printed circuit board
2. unique Sinclair-designed IC
3. encapsulated quartz crystal
4. trimmer
5. capacitor
6. LED display
7. 2-part case with window in position
8. batteries
9. battery-clip
10. black strap (black stainless-steel bracelet optional extra—see order form)
11. full instructions for building and use.

All you provide is a fine soldering iron and a pair of cutters.

Take advantage of this no-risks, money-back offer today!

The Sinclair Black Watch is fully guaranteed. Return your kit within 10 days undamaged and we'll refund the cost of your kit without question.

sinclair
SINCLAIR RADIONICS
375 Park Avenue
New York, N.Y. 10022

Please send me _____ Sinclair Black Watch kit(s) at \$29.95 (Plus \$2.50 per unit, shipping and handling). Stainless steel band \$4.00. Available assembled \$49.95.
 Enclosed is my check for _____

Name _____

Address _____

City _____

State _____ Zip Code _____

Mail to: Sinclair Radionics Inc. PE4, 375 Park Ave., New York, N.Y. 10022
N.Y. Residents add sales tax.

Get in on the CB Service BOOM with the B & K Test Bench





WITH THE MODEL 1040 CB SERVICEMASTER IT'S EASY, IT'S FAST AND IT'S PROFITABLE.

MODEL 1040
\$250

The B&K-Precision CB Servicemaster is designed for rapid programmed testing and trouble shooting of any CB transceiver.

It functions as a test center and enables you to quickly check all of the significant performance characteristics of the transceiver with one hook-up—in a matter of minutes.

When used with a scope and signal generator, you can:

- Measure signal-to-noise ratio of CB receiver
- Measure audio output power
- Measure audio distortion percentage
- Measure receiver sensitivity
- Check AGC
- Measure effectiveness of CB noise limiter or blanker (when used with an impulse noise generator)
- Measure squelch threshold
- Measure adjacent channel rejection
- Measure transmitter AM power output—even mobile!
- Measure SSB power output with TRUE peak-reading RF wattmeter
- Check AM modulation
- Check SSB modulation with a two-tone test—the only accurate way!
- Measure antenna SWR—even mobile!
- Check the transceiver in the car to determine if the problem is in the antenna system or the transceiver

You can save \$500—\$1,500 in equipment costs because the CB Servicemaster eliminates many of the test instruments you would otherwise need for CB servicing. These instruments, or their functions, are built into the unit:

- Audio wattmeter
- Audio generator
- Distortion meter
- RF Wattmeter/dummy load
- DB meter
- SWR bridge

These instruments—which you should have, if you don't own them already, are all you need to get the maximum use from your CB Servicemaster. And the B&K CB Servicemaster is compatible with most oscilloscopes, frequency counters, signal generators and power supplies on the market today.



MODEL 1403A—3", 5 MHz Recurrent Sweep Oscilloscope

Checks CB modulation and provides viewing of 27MHz CB waveform when used with the Model 1040. Small, compact and inexpensive, it frees other scopes for more effective use.

Model 1403A \$198.



MODEL 1640—Regulated Power Supply

Designed especially for CB and other mobile equipment, the 1640 eliminates changes in supply voltage due to load variations. A stable power supply is essential to precise testing of the transceivers. Less than 0.8% variation from zero to full load, 3 amps continuous, 5 amps surge. Adjustable to any output from 11 to 15 VDC. Suppressed zero scale for greater accuracy. Overload protected.


Model 1640 \$100



MODEL 1801—Digital Frequency Counter

To quickly determine the exact frequency of a CB channel, the 1801 automatically displays it for you in large, easy-to-read digits. You can tune oscillators precisely (to 1Hz, if necessary), conduct audio frequency analysis tests. Six digit display is updated five times per second. Accuracy to 1Hz guaranteed to 40MHz; 60MHz typical.

Model 1801 \$240.



MODEL 2040—CB Signal Generator

Covers all 23 channels, AM and SSB with built-in capability of 64 additional channels for future FCC assignments. Ultra-stable crystal-controlled, phase-locked-loop frequency generation. Has 10 ppm accuracy. 1 μ V to 100 MV output in calibrated 10 dB increments for receiver sensitivity measurements. Includes EIA standard noise test signal generator to check receiver noise suppression. Internal 400, 1000 and 2500 Hz modulating frequencies—can also be externally modulated. Internal protection against 5W RF input.

Model 2040 \$475


For additional information, contact your B&K-Precision distributor for our comprehensive brochure describing the operation of the Model 1040 CB Servicemaster and the CB Service Center—or write us for your free copy.

BK PRECISION

DYNASCAN CORPORATION
Makers of Cobra CB Equipment

1801 W. Belle Plaine Ave.
Chicago, IL 60613 • (312) 525-3990
In Canada: Atlas Electronics, Toronto

Flexible alternative



The SAE 2700B Half-Octave Stereo Equalizer

The 2700B can bring to your system the clarity & definition you have been looking for. Wayward sounds (booming bass, missing highs, blaring horns, or stifled solos) are all put in their place with the SAE 2700B Half-Octave Equalizer. The flexibility of 20 controls per channel only begins to tell the story. Some facts:

- * 0.02% THD & IM
- * -100dB S/N Ratio
- * Can drive any system
- * FREE 5 YEAR Service Contract

PLUS, long-throw oil-damped slide pots for better accuracy, precision wound toroid inductors for low distortion & a pink noise generator for system balance. Built with SAE quality, the 2700B is value packed with the capability and performance you need to control your system.

PRICE: \$550.00 (suggested list)

SAE
Scientific Audio Electronics, Inc.

P.O. Box 60271, Terminal Annex
Los Angeles, Calif. 90060

Please send me more information on the
SAE 2700B Half-Octave Equalizer.

NAME _____

ADDRESS _____

CITY _____ STATE _____ ZIP _____

worked out for you. There remain only such considerations as the positioning and aiming of the loudspeaker (the rules for which are not difficult to master) and the equalization of the sound system.

Equalization. Most audiophiles are aware of the advantages of room equalization for home high-fidelity systems, as well as the drawbacks. The latter include the fact that, in most listening rooms, you can only equalize for one particular spot in the room. Move the measuring microphone a foot or so away from that spot and the system's response changes drastically. But in a larger space, such as an auditorium, this is not true. In general, if a room is large enough to provide a reverberation time of 1.6 seconds or more, it can support a true reverberant field; and the distinguishing characteristic of a reverberant field is its uniformity. In such a field, a sound system will measure the same no matter where you place the measuring microphone. This means that you can equalize the system and be sure that the entire audience will be getting the benefits. In fact, it is not unusual for a sound contractor to specify uniform level and frequency response within ± 1 dB throughout the entire seating section of an auditorium and meet that spec. (Along with reverberant sound, each seat must also receive a certain amount of evenly distributed direct sound to provide intelligibility, but this requirement rarely complicates the equalization process.)

The means of equalization in common use are narrow-band filters spanning one-third octave or even less. (The Altec Acousta-Voicette is the equivalent in home equipment.) The filters may be designed individually for the specific job, or they may be incorporated in a ready-made filter set that covers entire audio range. Aside from adjusting the ultimate frequency response of the sound system (which may be convenient or even necessary, depending on circumstances), the filters play an even more important role in the design of a sound-reinforcement system. They maximize the acoustic output available from the system before feedback occurs.

In any sound system that employs a microphone in the same room as the loudspeakers, acoustic feedback is inevitable. However, in most auditoriums with unequalized sound systems, feedback begins at certain

specific frequencies. Often the system is so ready to "take off" at these frequencies that the overall level you can use in the room is severely limited. But when you bring a filter set into the picture, you can frequently raise the usable level of the system to an astonishing degree. The procedure is as follows. Gradually increase the level of the sound system until feedback begins to occur at a certain set of frequencies. Knock those frequencies back with the appropriate filter. Raise the level further until another feedback mode crops up, and quash that in the same way. After you have proceeded in this fashion through a dozen or more sets of feedback frequencies, you will begin to approach a point where you have either run out of amplifier power or the system is being driven into feedback by many frequencies simultaneously. This is your goal. It is not unusual to obtain a 10-dB or more increase in usable system level from this process (see Figs. 1 and 2 on page 18).


Does equalizing for feedback conflict in any way with equalizing for uniform frequency response in an auditorium? The answer is apparently not; the "growth" of energy in a room at any one narrow band of frequencies corresponds to both an aberration in frequency response and a potential for acoustic feedback, so that response adjustment and feedback control generally lead to the same result from different directions. Assuming the microphone used is "flat," you can equalize for minimum feedback and also be assured that the frequency response you're obtaining is essentially flat.

I began this column by inviting you to contemplate the career possibilities in sound contracting, and I hope the above has demonstrated that it is a craft masterable by anyone who is willing to learn the basic rules. Where do you learn the rules? I can only recommend the source of my smattering of knowledge in the subject: Don Davis' excellent Synergetic Audio Concepts seminar, or "Syn-Aud-Con."

The Syn-Aud-Con seminars are conducted by Davis and his wife Carolyn in numerous cities throughout the country each year. They last three days—8:00 AM to perhaps 10:00 PM per day—and those days are packed. For a schedule of the seminars and information on registration and charges, write to Syn-Aud-Con, Box 1134, Tustin, CA 92680. ◆

When you've got a Pace CB radio, you've got the world by the ears.

Pace gives you the power to make people listen. With information on the weather ahead. Reporting emergencies . . . "boiled over radiator at 18th and Grove" . . . In obtaining information . . . "just drove into town, where's the cheapest gas?" . . .



NEW

Pace CB 166 is the CB radio with frequency synthesis and digital logic. Utilizing Phase Lock Loop circuitry. Or, more simply stated: Phase Lock Loop generates the proper selected frequency and keeps you on that frequency by utilizing computer technology.

Engineered to give you maximum power. And ask your dealer about the strength of Pace's warranty.

PACE . . . BEST SELLING CB IN THE WORLD*

((P)) PATHCOM INC. PACE® TWO-WAY RADIO PRODUCTS

24049 S. Frampton Ave., Harbor City, CA. 90710

Available in Canada from Superior Electronics Inc. Export (all other parts of the world): 2200 Shames Dr., Westbury, N.Y. 11590

*Based on Pathcom estimates.

G2102

HIGHLIGHTS

A Talking Calculator

A new calculator with a vocabulary of 24 words enunciates—in clear electronic speech—each key-stroke as it is made, followed by the correct answer. Speech Plus™, developed by Telesensory Systems, Inc. (Palo Alto, CA), enables the operator to know immediately if he has made the proper entry, without having to check its 8-digit visual display. The unit has the four basic functions, plus square root, percent, independent memory, and floating decimal point. The 17-oz portable comes with an earphone jack and battery charger. Price is \$395.

Device Monitors Operation Time

Scheduling routine calibration checks for sensitive test instruments on the basis of actual usage rather than elapsed calendar time is possible with the Sentinel™, a device offered by Compuline, of Norristown, PA. The reminder, about the size of a matchbook, consists of a memory module with associated circuitry and a LED indicator that turns on when calibration is due. Furthermore, the light goes on and stays on as a constant reminder. Replacement is as easy as changing a fuse. Elapsed time of usage can be preset in increments from 20 to 2000 hours \pm 10 percent. The memory module (a three-element coulometric capsule) operates by electroplating away a specific volume of metal at a rate controlled by the current flowing through it. Though presented for an instrument calibration reminder, why not for an auto oil-change reminder?

A "Neck-Less CRT"

Engineers at the Air Force Systems Command's Avionics Laboratory (AFAL) are considering the use of liquid-crystal displays for cockpit instruments that must be read in strong sunlight. Unlike conventional LCD's, the crystals can be made to vary in several shades of gray so that, when combined in an array, a TV-like picture is obtained. Forty thousand picture elements ("pixels") can be used—10,000 on each of four 1" chips. Power requirements are low. Commercial applications are envisioned on portable electronic equipment and small computer terminals, where eliminating the neck of a CRT would be a real space saver.

The Sound Gallery

A futuristic audio-visual environment—The Sound Gallery—is expected to open at 127 Smith Place in Cambridge, Massachusetts. Billed as an entirely new way to educate the public about sound reproduction, the Gallery consists of two mini-theaters separated by a space-age control room housing a sophisticated computer which controls two presentations. Entitled "The Shiny Vinyl Grand Canyon Tour" and "Speakers and Spaces," these presentations guide the listener/viewer

through the world of sound in a new, exciting way, including an ordinary record groove magnified thousands of times until it becomes a "Grand Canyon." On your next trip to the Boston area plan to stop by for a visit.

Brighter Green LED's

Siemens AG of West Germany has developed a new LED with a luminous intensity of 30 mcd at 10 mA, nearly double that of its predecessor. Since the new green diode (LD 57 C) is rated for up to 60 mA, it is said to be the first LED which not only makes itself visible as a light-spot, but can illuminate its surroundings. With this new brightness, it is possible to enclose the LED in a plastic capsule that is not dyed and has no diffusor.

Updated Glossary of Electronic Terms

A pocket-sized, 40-page glossary which lists over 425 commonly used electronic terms and acronyms ranging from "ACC" (Automatic Chroma Control) to "GIGO" (Garbage In, Garbage Out), has just been published by Lavin Associates, Inc., 12 Promontory Dr., Cheshire, Conn. 06410. A handy metric conversion chart has been included. Write the company for prices on quantity orders.

Computer Systems in the 1980's

The future is bright for computer systems in the U.S. in the 1980's, says Dr. Ruth M. Davis, Director of the Institute for Computer Sciences and Technology of the National Bureau of Standards. According to Dr. Davis, the 1980's will see computer networks containing computers and computer modules of all sizes, independent memories, and a large variety of access terminals and automated input devices. She sees a burgeoning market for individual users who want autonomous, dedicated computer systems which can, when needed, be interconnected to larger computer service networks or other individual customers. Predicted for the 1980's are automated reading or "wand" technology, and solid-state mass memory devices, such as CCD's, bubble memories, and read/write laser memories. Arthur D. Little, Inc. predicts that 1980 domestic installations of general-purpose computers will be worth over \$60 billion. It's forecast that the sale of associated equipment will grow at a faster rate than that for the computers themselves.

LSI Chip For Singer Sewing Machine

Singer's Athena 2000 sewing machine uses a 40-pin, half-inch-square LSI chip to control all stitch and linear motor movement, including shifting from one pattern to another. The new unit, which replaces more than 8,000 transistors, can make 36,000 basic decisions during one hour's operation. Programmed into the chip are optimum stitch width, length and density. A Hall-Effect sensor is used to locate the needle's position in the machine.

Can anyone beat the Altair System?



We doubt it.

When it comes to microcomputers, Altair from MITS is the leader in the field.

The Altair 8800 is now backed by a complete selection of plug-in compatible boards. Included are a variety of the most advanced memory and interface boards, PROM board, vector interrupt, real time clock, and prototype board.

Altair 8800 peripherals include a revolutionary, low-cost floppy disk system, Teletype™ line printer, and soon-to-be announced CRT terminal.

Software for the Altair 8800 includes an assembler, text editor, monitor, debug, BASIC, Extended BASIC, and a Disk Operating System. And this software is **not just icing on the cake**—it has received industry wide acclaim for its efficiency and revolutionary features.

But MITS hasn't stopped with the Altair 8800. There is also the Altair 680—complete with memory and selectable interface—built around the new 6800 microprocessor chip. And soon-to-be announced are the Altair 8800a and the Altair 8800b.

MITS doesn't stop with just supplying hardware and software, either. Every Altair owner is automatically a member of the Altair Users Group through which he has access to the substantial Altair software library. Every Altair owner is informed of up-to-date developments via a free subscription to **Computer Notes**. Every Altair owner is assured that he is dealing with a company that stands firmly behind its products.

After all, we didn't become the leader by messing around. Shouldn't you send for more information or visit one of our Altair dealers?

Altair Coupon

Please send me the following information:

- Your latest catalog and price list
- Software information package
- Please include a list of your dealers

NAME _____

ADDRESS _____

CITY _____

STATE & ZIP _____



mits

2450 Alamo S.E. Albuquerque, N.M. 87106



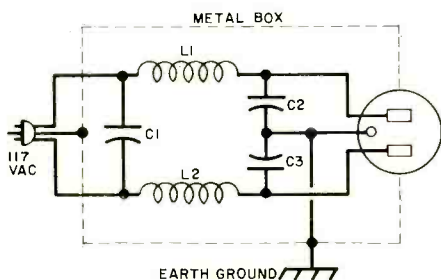
By John McVeigh

SW RECEIVER LINE FILTER

Q. *Is there a filter I can make to clear up the interference on my shortwave receiver? Whenever a vacuum cleaner, shaver, or hair dryer is used, the entire dial is filled with "hash."*

—Mark Papuga, Park Ridge, IL

A. The line filter shown will help. *L1* and *L2* are 2-inch windings of 16-gauge enameled wire wound on a half-inch diameter form. *C1* through *C3* can be anywhere between 0.001- and 0.01- μF , 200-V disc ceramic capacitors (capacitance not critical, but use the same value for all three). Assemble the filter in a metal box and connect it to a good earth ground. Plug the filter into the wall, and connect the receiver line cord to the filter



socket. If this doesn't clear up the interference, try to isolate the appliance generating the noise and install the filter between it and the wall socket. Also, ground the receiver chassis.

RECORD STATIC

Q. *Ever notice the crackling at your fingertips when you remove a record from your turntable? What's this static doing to my system's performance, and how do I get rid of it?*

—Keith Baumbach, Lodi, CA

A. A record can acquire a static charge when it rubs against its liner, when the stylus tracks across it, or when you rub it with a cloth to clean it. While the static in itself will have no effect on the cartridge's translation of the grooves into an electrical signal, it can (and does!) attract many small dust particles to the record surface.

This dust gets in the way of the moving stylus, causing pops and other high-frequency noise. Static is most often a problem in winter, when we heat our homes and thereby lower the relative humidity inside. This inhibits the bleedoff of static, since the moisture which normally does the job isn't around. Perhaps the easiest way of reducing record static is to wipe the discs with a *damp* cloth. Also dampen the record mat on the platter. Many commercial record care products also contain anti-static chemicals. Two of the best known are the Watts line and the Discwasher. For an in-depth look at the static problem, see "Mac's Service Shop," POPULAR ELECTRONICS, June 1975.

SOLID-STATE VTVM CONVERSION

Q. *I would like to replace the 6AL5 and 12AU7 tubes in my Heathkit VTVM with solid-state circuits. Any suggestions?*

—E. Lambert, Cocoa Beach, FL

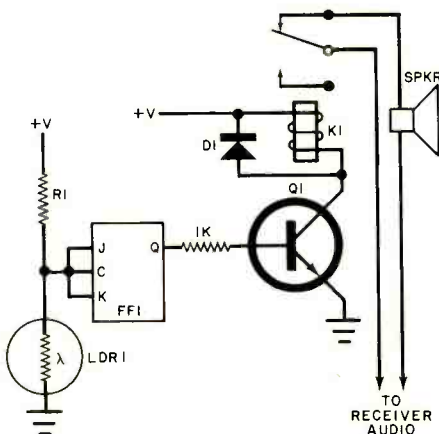
A. Heath has just introduced exactly what you want. Its new IMA-18-1 package consists of two plug-in cans containing FET's and diodes which fit exactly into the tube sockets. No rewiring is necessary. \$16.95.

REMOTE-CONTROL COMMERCIAL CUTOFF

Q. *Do you have a simple circuit for a remote-control audio cutoff for TV commercials?*

—Thomas C. Robinson, Ft. Wayne, IN

A. This scheme will work. When you want to cut off the sound, shine a flashlight at *LDR1* momentarily. The transition between the high and low states (and back again) will cause the flip-flop (*FF1*) to toggle. When the *Q* output goes high, *Q1* turns on and energizes the relay coil. The relay contacts open the circuit between the speaker and receiver audio output.



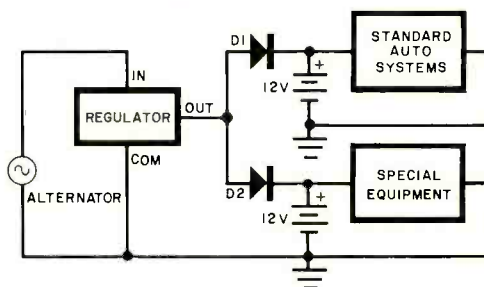
When the commercial is over, shine the light on *LDR1* for a second. The flip-flop will toggle again, cutting off *Q1*, in turn de-energizing the coil and completing the audio circuit. Parts are not critical. Select +V and *R1* to give a logic-one input to the flip-flop when *LDR1* is dark. Almost any photocell, flip-flop (JK), switching transistor, and diode can be used. Select a relay with sufficient dc resistance to keep within the collector current rating of *Q1*. Mount the photocell in a cardboard tube painted black so that background lighting won't toggle the flip-flop.

TWO-BATTERY AUTO SYSTEMS

Q. *I want to install another battery in my camper to run an inverter and some accessories, but need an isolation circuit to prevent the starter battery from discharging when the engine is off.*

—Kevin Ayers, New London, CT

A. After you've installed a new alternator and regulator to handle the in-



creased current demand, connect diodes *D1* and *D2* as shown. They will prevent the batteries from discharging through the alternate circuits. Be sure to choose diodes that can handle the required currents.

INDUCTANCE FORMULA

Q. *I need a formula relating the number of turns, spacing, and diameter of a home-wound coil to its inductance.*

—David Gardner, Baltimore, MD

A. The inductance of a coil is influenced by many factors, including what type of core it is wound on, its proximity to other inductors, etc. For single-layer, air-core inductors, the following approximation is useful:

$$L = a^2 n^2 / (9a + 10b)$$

where *L* is the inductance in microhenries, *a* is the coil radius in inches, *b* is the coil length in inches, and *n* is the number of turns. The use of ferrite cores will cause this expression to be multiplied by a constant.


mail-order pride!...

The new Heathkit Spring Catalog describes over 400 top-value electronic kits you can build for pride and satisfaction that's priceless!

FREE!
HEATHKIT CATALOG
The world's largest selection
of quality electronic kits



Learn electronics the easy, effective low-cost way with the **Heathkit Continuing Education Series**. Four individual learning programs — DC Electronics, AC Electronics, Semiconductor Devices and Digital Techniques provide a detailed overview of modern electronics. Study when you want... without pressure or deadlines. Each program includes text, records and parts for experiments.



Our **GB-1201 Programmable Digital Stopwatch** keeps you "on time" for races, rallies, trips. 7 functions, 8 digits, resolution to 1/100th of a second., typical accuracy to 0.003%!



The **NEW CI-1078 digital electronic Miles-per-Gallon Monitor/Speedometer** reads 0-99.9 mpg, 0-99 mph in an orange-amber digital readout. It will help you drive more efficiently, save gas and money too!



Our **MI-2901 dual-range Depth Sounder/Fish Spotter** helps you locate the big ones from 0-240 ft.! An important safety aid too, helps prevent running aground in strange waters.



Read all about them... PLUS over 400 other easy-to-build electronic kits

MAIL COUPON TODAY!

HEATH
Schlumberger

Heath Company
Dept. 10-17
Benton Harbor, Michigan 49022

Please send me my FREE Heathkit Catalog.

Name _____

Address _____

City _____ State _____ Zip _____

CL-596

- Audio Components
- Color TV ■ Amateur Radio
- Marine and Auto Accessories
- Test Equipment

Heath Company, Dept. 10-17
Benton Harbor, Michigan 49022

BIG HELP FOR SMALL BUCKS.

Used to be, filling your bench with really good test equipment meant emptying your wallet. Because you had to pay a price for quality and versatility. A high price.

Not anymore. CSC's ingenious new Design Mate™ line of test equipment combines performance high enough for most lab applications with the kind of versatility and economy everyone can afford. Thanks to a number of new design concepts and manufacturing techniques.

Proof? Check the specs and prices, then visit your CSC dealer for a demonstration. Or write for our catalog and distributor list.

CONTINENTAL SPECIALTIES CORPORATION




EASY DOES IT

44 Kendall Street, Box 1942
New Haven, CT 06509 • 203-624-3103 TWX: 710-465-1227
West Coast office: Box 7809, San Francisco, CA
94119 • 415-421-8872 TWX: 910-372-7992
Canada: Len Finkler Ltd., Ontario

© 1976, Continental Specialties Corporation
*Manufacturer's suggested list
Prices and specifications subject to change without notice.

Design Mate 1 Circuit Designer 790 solderless breadboarding tie-points; adjustable 5-15VDC 1%-regulated supply; 0-15VDC meter. **\$49.95***



Design Mate 2 Wide-Range Function Generator 1Hz-100KHz sine, square, triangle waves with low distortion, 100mV-10V P-P output. **\$64.95***



Design Mate 3 Precision R/C Bridge Fast, easy measurements of resistance (10 ohms-10 meg) and capacitance (10pF-1uF) within 5%-of-dial accuracy. **\$54.95***

BY FORREST M. MIMS

COMBINE a handheld calculator with a fully addressable memory and you have one of the new programmable calculators. What makes the programmable calculator different from others is that the computer-like capabilities provide "learn" and "remember" keyed-in sequences that can be played back on command. This reduces the number of keystrokes required to solve the same problem for different variables. In addition, programmability (with programs written by experts) provides solutions to problems whose complexity would ordinarily be beyond your mathematical training.


As an example of the labor and time saved when solving repetitious problems, let us assume that you must calculate the resonant frequency of an LC circuit for different values of inductance and/or capacitance. The formula $f_0 = 1/(2\pi\sqrt{LC})$ would require the following sequence of keystrokes on a scientific calculator: 2, ×, π, [, (, at least one digit mantissa for L, EE, +/-, at least one digit mantissa exponent, ×, at least one digit mantissa for C, EE, +/-, at least one digit mantissa exponent,), √x,], =, 1/x. This adds up to no less than 20 keystrokes every time you change the value of L or C on an ordinary calculator. Although, initially, you have to key in the same number of keystrokes on a programmable, thereafter you key in only the variables, eliminating at least 11 keystrokes per repetition.

You don't have to be a mathematics genius to use one of these powerful programmable calculators. There are thousands of programs written by specialists to be used if you don't want to develop your own.

Here are some general information about programmable calculators and a brief rundown of the various types.

Methods of Entry. Before getting into what's available, let us review the two methods of keyboard entry used in programmable calculators: algebraic and reverse Polish notation (RPN).

Algebraic notation is the most widespread method of entry. It permits a problem to be entered exactly as it is written on paper. For example, 2×4 would be entered by pressing the keys in the sequence 2, ×, 4, =.



Here Are The NEW PROGRAMMABLE CALCULATORS!

● SHOPPER'S GUIDE

● HOW THEY WORK

● SAMPLE PROGRAMS

Many scientists and engineers prefer to use RPN, which requires that numerical entries be immediately followed by their operators. Therefore, 2×4 would be entered: 2, ENTER, 4, \times . Note that there is no need to press an = key. (There isn't any on an RPN calculator.) Pressing ENTER tells the calculator to total or subtotal immediately after the operator is pressed.

Let us consider a more difficult problem to illustrate the difference between the two methods of entry. If we were to calculate the result of $(4 + 2) \times (7 + 3)$ on an algebraic calculator, the keying sequence would be: (, 4, +, 2,), \times , (, 7, +, 3,), =. (We could reduce the number of entry steps by two by eliminating the first set of parentheses.) The keyboard entry sequence for solution of the same problem with an RPN calculator would be: 4, ENTER, 2, +, 7, ENTER, 3, +, \times .

Both methods of entry will yield the correct answer, 60. The algebraic approach appears to be the simpler of the two, if only because it follows the familiar method in which the problem is written. On the other hand, the RPN approach requires fewer keystrokes, which can be an important advantage when writing long programs.



The Litronix Model 2290 features a 10-step program memory and data memory to facilitate complex repetitive problems.

Since RPN requires a learning period, algebraic-entry calculators are initially easier to use. However, once you become accustomed to thinking in RPN, you will often find it a more versatile approach to problem solving.

can be classified as elementary, intermediate, or full, offering the potential buyer a wide choice in selecting the one best for him.

All available programmable calculators store ("learn") keystrokes, but intermediate and fully programmable models provide a variety of editing and decision-making capabilities that greatly add to their power and versatility. Fully programmable machines, in fact, are almost like

Types of Programmables. There are some 10 different portable programmable calculators on the market, with more to be announced soon. The programmability of these calculators

PROGRAMMING THE PROGRAMMABLES

Programming a programmable calculator is a relatively simple task, once you familiarize yourself with the correct procedure detailed in the unit's operating manual. You need no prior experience to become a proficient calculator programmer. In a very short time, even a school child can learn to write simple programs and load fairly advanced ones.

You can learn simple programming in an hour or so on any programmable calculator, although fully programmable models offer more of a challenge than intermediate and elementary machines and thus become a continuous learning experience as you develop new techniques, routines, and tricks. Of course, if you don't wish to become a programmer, you can always use programs developed by experts to solve problems of immense complexity. There are thousands of such programs covering almost every subject in which mathematics is used, and more are being added to the list daily.

In this section, we focus on practical hands-on use of the programmable calculator. To do this, we will detail the keying sequence for four programs, three of which are relatively simple mathematic

<u>Step</u>	<u>Function</u>	<u>Explanation</u>
01	x^2	Square r
02	π	Enter pi
03	\times	Multiply r^2 times pi
04	\times	Multiply h times product of r^2 and pi
05	GTO 00	Return program to initial address and stop

Fig. 1. Program for determining the volume of a cylinder on the HP-25.

<u>Step</u>	<u>Function</u>	<u>Explanation</u>
01	1	Magnitude of incrementation
02	+	Add to previous magnitude (itself)
03	PAUSE	Pause to see result (optional)
04	GTO 01	Do it again

Fig. 2. Routine for incrementing a number

ultra-compact computers, since they can use subroutines and read programs from small magnetic cards. (It isn't necessary to use the programming features. All programmables can be used in the same manner as "ordinary" calculators for one-time-only jobs.)

Elementary programmables memorize or save keystrokes for later number processing, but lack such advanced features as conditional testing and branching. Typical elementary models permit you to store from 10 to 100 (maximum) program steps. After loading a program, you simply key in the appropriate numerical variables, press a RUN key, and the calculator automatically performs the steps in the program to provide the result. This type of calculator permits you to solve a routine equation that must be worked and reworked for different variables. You need enter only the new variables, rather than the entire equation, for each calculation.

The big difference between elementary and intermediate programmable calculators is the branching and conditional-comparison capabilities offered by the latter. Intermediate machines also offer complete editing

capabilities. Briefly, here is what all this means to the calculator user:

Unconditional Branching. This feature is used for editing programs and setting up a "loop" within a program to permit a calculation to be worked until specified conditions are met. In the editing mode, you can order the



TI's SR-56 is a 100-step, 10-memory key programmable.

calculator to advance to any desired step in the program memory by pressing a GTO (go to) key, followed by the appropriate address.

Conditional Branching. This powerful feature is what sets intermediate programmables apart from elementary machines. In a typical application, the calculator automatically transfers operation to a specified program address if and only if a logical comparison is true or false (your choice).

Conditional Comparisons. This is a valuable decision-making capability that permits the calculator to automatically branch to a specified step in its program if a logical comparison meets a specified condition. For example, consider the comparison " $x = 0$." In a typical intermediate programmable calculator, such as the HP-25, the program continues sequentially if the result of this test is true. If the result is false, the program counter automatically skips the next step and continues on to the second step beyond the comparison test.

There are many applications for conditional comparisons, one of which is automatically incrementing or decrementing variables in a program. For example, assume you need

equations and the fourth is a game of intermediate complexity you can play on your calculator.

(Note: The following programs are written for the intermediate level HP-25 programmable calculator, which uses RPN entry. These programs can easily be rewritten for algebraic entry.)

Volume of a Cylinder. Suppose you have several cylindrical containers and want to find the volume of each. The applicable formula for computing volume is $V = h \times (\pi r^2)$, where V is the volume, h is the height of the container, and r is the radius of the base of the container. The HP-25 lets you enter one and then another number and multiply the two after both have been entered into the calculator. Therefore, a simple way to solve the formula would be to enter h , followed by r and proceed with the calculation. The programming procedure for this formula is detailed in Fig. 1.

To use the program, load it into your calculator, switch to RUN, enter h and then r , and press the R/S (run/stop) key twice to start the program. In less than a second, the calculator will display the result and prepare to accept new data.

Counting. Programs for intermediate
continued on page 34

<u>Step</u>	<u>Function</u>	<u>Explanation</u>
01	1	Input 1
02	+	Add to previous number squared
03	x^2	Square the number
04	PAUSE	Pause to see result
05	LST X	Recall last number squared
06	RCL 1	Recall value for highest number to be squared
07	$x = y$	Has program reached value in R1?
08	GTO 00	If value in R1 is reached, go to 00 and halt
09	$x \neq y$	If not, replace last number squared in display register
10	GTO 01	Go to step 01 and repeat

Fig. 3. Program for squaring consecutive integers with display of each result.

to calculate the squares of all integers between 1 and 15. Using the comparison "x = 0," we can write a simple program that squares 15, then 14, and so on down to 0, at which point the comparison "x = 0" is satisfied and the calculator comes to a halt.

By far the most exciting, and most expensive, handheld calculators on the market are those with full programmability. They have all the capabilities of the intermediate calculators plus flags, subroutines, user-defined keys, and a method of rapidly loading and storing programs.

If you're familiar with computers, you can appreciate the value of being able to do subroutines. A subroutine is actually a separate program stored in the memory along with the main program. When the main program requires the use of the subroutine to calculate an intermediate result or perform some other useful operation, an appropriate instruction is keyed into the program. The instruction is followed by a "label" that identifies the subroutine. The last step of a subroutine is normally "return," which causes the program to resume at the address immediately following the subroutine

call. Subroutines can be labelled with the user-defined keys on both of the only two fully programmable calculators currently on the market. These keys can also be reserved for any desired routine or function and used like any other key on the calculator.

Flags are another powerful feature of fully programmable calculators. A flag is a simple "yes" or "no" signal that can be set by the user or by a program. The status of the flag can be used to cause a conditional branch.

What's Available. So far, the three manufacturers that make elementary programmable calculators are: Litronix, Inc. (19000 Homestead Rd., Cupertino, CA 95014); Sinclair Radionics, Inc. (375 Park Ave., New York, NY 10022); and the Novus Division of National Semiconductor (1177 Kern Ave., Sunnyvale, CA 94086). In order of increasing cost, here are the details on the elementary models available:

Litronix Model 2290. (\$29.95). This low-cost calculator has a 10-step program memory and data memory, and comes with a one-year uncondi-

tional guarantee. It is available in a rechargeable version (Model 2290R) for \$39.95.

The calculator's programming is controlled by three keys that are labelled L (learn), S (stop/execute), and E (execute/enter). Although this calculator's capability is rather limited, it is well suited to solving simple but repetitious problems at a reasonable cost.

Sinclair Scientific Programmable. (\$79.95). In addition to such common scientific functions as sin, cos, arctan, log, 10^x, and \sqrt{x} , this RPN calculator offers a 24-step program memory and a fully accessible memory register. Its three major assets are compact size, large easy-to-read green fluorescent display, and a generous program library. The program library consists of 50 cards that contain hundreds of programs ranging from the routine to the sophisticated. Program topics include general arithmetic, geometry, statistics, finance, radiation, propagation, electrostatics, electromagnetics, thermodynamics, and fluid mechanics.

An awkward feature of this calculator is the assignment of the all-

Fig. 4. Program for the Hi-Lo game is shown below and on opposite page.

Step	Function	Explanation	Step	Function	Explanation
01	π	Steps 01-15 generate a random number between 0-99 and store the number in R1 (the calculator assumes honesty on the part of the game player; there is no provision for detecting unauthorized peeks at the contents of R1)	18	1	Steps 18-19: Guess Counter
02	RCL 0		19	STO+5	
03	+		20	ROLL	
04	5		21	x = y	Is guess correct?
05	x y		22	GTO 26	If yes, go to step 26
06	FRAC		23	x < y	If no, is guess too low?
07	STO 0		24	GTO 35	If yes, go to step 35
08	1		25	GTO 40	If no, go to step 40
09	0		26	RCL 2	Signal correct guess ("iiiiiiiiii. ")
10	0		27	PAUSE	Pause to see correct guess signal
11	x		28	PAUSE	
12	INT		29	RCL 5	Display number of guesses
13	STO 1		30	PAUSE	Pause to see number of guesses
14	ENTER		31	PAUSE	
15	CL X				
16	R/S	Input guess			
17	ENTER				



The HP-65 (left) and SR-52 are two fully programmable handheld calculators. Both incorporate a miniature magnetic program card reader.

important ENTER key to an upper-case function. Since a special shift key must be operated before ENTER can be pressed, entry of a number requires two additional keystrokes.

Novus Model 4515. (\$79.95). Soon to be marketed as the new National Semiconductor Model 4615, this RPN programmable has a 100-step program

memory. It features such important scientific functions as sin, cos, tan, \sin^{-1} , \cos^{-1} , \tan^{-1} , y^x , e^x , ln, $1/x$, π , \sqrt{x} , and log, plus a fully addressable data register.

[Note: All Novus programmable calculators include DEL (delete), SKIP, HALT, and START program keys.]

Novus Model 4525. (\$99.95). This

algebraic-notation programmable is designed specifically for common business and financial calculations. The 100-step built-in program memory is ideal for routine but repetitious calculations of simple interest, compound interest, accumulated savings, terms of mortgages and loans, and many other common business and financial problems.

Novus Model 6035. (\$99.95). Like the Model 6025, this calculator is dedicated to a specific type of problem solving. It features algebraic entry, and its statistical capabilities are well suited to a wide range of common problems. The calculator has a 100-step program memory and a fully accessible data register.

Hewlett-Packard (19310 Pruneridge Ave., Cupertino, CA 95014) and Texas Instruments, Inc. (P.O. Box 5012, MS/84, Dallas, TX 75222) market the only three intermediate programmable calculators currently available.

Texas Instruments Model SR-56. (\$179.95). This 100-step programmable calculator employs algebraic notation, a three-level algebraic hierarchy, seven pending operations, more than

Step	Function	Explanation
32	CL X	Steps 32-33: Clear Guess Counter
33	STO 5	
34	GTO 01	Prepare for a new game
35	RCL 3	Guess too low; display 0.07
36	PAUSE	Pause to display inverted LO
37	PAUSE	
38	RCL 1	Retrieve number to be guessed and return
39	GTO 14	to step 14
40	RCL 4	Guess too high; display 14
41	PAUSE	Pause to display inverted HI
42	PAUSE	
43	RCL 1	Retrieve number to be guessed and return
44	GTO 14	to step 14

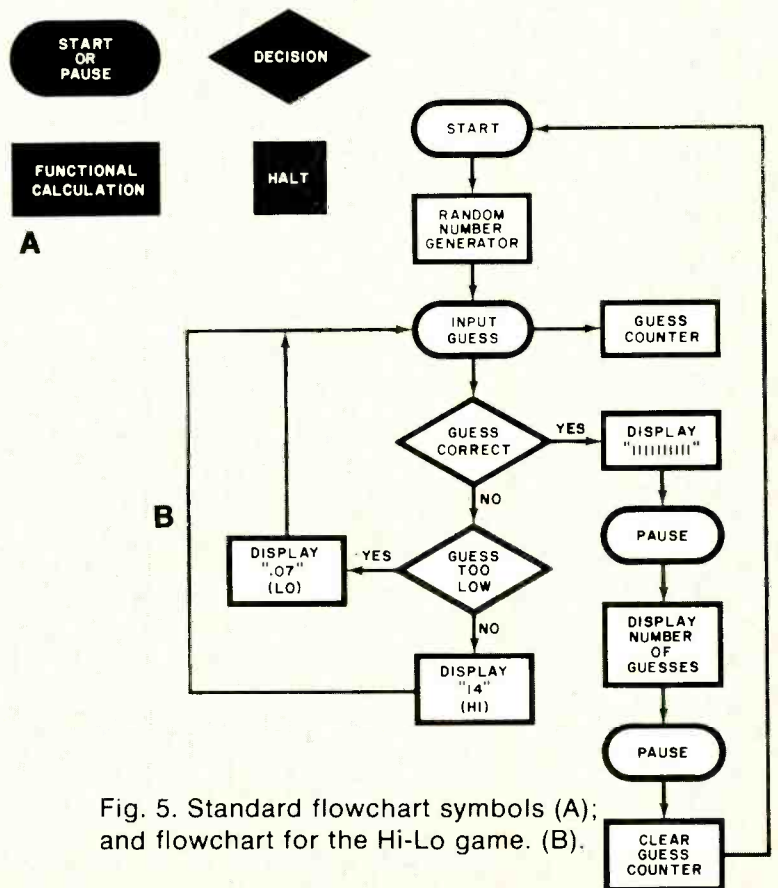


Fig. 5. Standard flowchart symbols (A); and flowchart for the Hi-Lo game. (B).

25 scientific and statistical functions, 10 levels of addressable memory, and nine levels of parentheses. In the programming mode, there are three unconditional and six conditional branches that include four levels of subroutines and two loop control instructions and full editing capability.

Two rather unique features are incorporated in the SR-56. One is an independent test register that permits comparisons with the number in the display at any point in a calculation without interfering with the processing in the progress. The other is a dual-function PAUSE key that allows the display to be on during program execution for 0.5 second or provide for automatic single-step program operation.

Hewlett-Packard Model HP-25. (\$195.00). This is the smallest of the handheld programmables on the market. It manages to pack all the common scientific functions, eight conditional comparisons, and a fully editable 49-step program memory into its compact 6-oz (170-g) package. Other features include RPN entry, eight data registers, and a PAUSE key.

Another important feature of the HP-25 is merged key codes. Many of



The HP-25 is smallest programmable. Has 49 program steps, 8 conditional comparisons and full editing.

the functions that require several keystrokes are compressed into a single step of program memory, which results in considerable savings in available program memory.

Hewlett-Packard Model HP-55. (\$335.00). This RPN calculator has editing capability, two conditional comparisons, a full range of scientific and metric-conversion functions and a novel 100-hour digital clock. The crystal-controlled clock (actually a timer) has an accuracy of $\pm 0.01\%$ and can be used as a storage stopwatch with 0.01-second resolution. Any elapsed time indicated in the display can be stored in a data register for later evaluation simply by pressing one of the 10 digit keys. Another valuable feature of this calculator is its 20 addressable data registers.

•The fully programmable models are in the realm of the most powerful and sophisticated calculators on the market. Only Texas Instruments and Hewlett-Packard are currently supplying this market.

Texas Instruments Model SR-52. (\$395.00). Employing algebraic entry, this calculator offers nine levels of parentheses, a 224-step program memory, and 72 labels. According to TI, the calculator has an impressive 20 registers of addressable memory, but it didn't take users long to discover that the main program is also addressable. As long as these registers

and fully programmable calculators often require that a specific number be incremented or decremented by a certain fixed value until a desired result is obtained. One simple way to increment a number by 1 is illustrated by the program in Fig. 2. This routine is useful because it stores the running total in a data register.

Although this program increments by 1 (0,1,2, . . . n), you can increment by any fixed value of your choice. You can count up (increment), count down (decrement), or multiply, divide, square, or perform any procedure you require.

Squaring Consecutive Integers.

Let's suppose you have to make a list of the squares of each integer from 1 to 100. The program in Fig. 3 shows a typical procedure to accomplish this. Just store the maximum number you want squared (100 in our example) in register 1 and press the R/S key. The calculator will automatically display each consecutive square for about a second. (You can increase the length of time the result is displayed simply by adding extra "pause" commands to the program, which may prove useful when you're dealing with numbers that fill the entire display.)

The program will sequence through every number between 1 and 100. After the last square is displayed, the maximum number squared will appear in the display to notify you that the program has been executed.

"Hi-Lo" Game. The three simple programs detailed above illustrate basic programming techniques. Our last program is something fancier—a game that everyone will enjoy playing. To play Hi-Lo, you will need an intermediate or fully programmable calculator. The program in Fig. 4 is written for the HP-25, which means that it will have to be modified to use it in an HP-55, HP-65, SR-56, or SR-52.

After loading the program, the calculator uses a short routine to select a number at random between 0 and 99. You try to guess the number. If your guess is too high or too low, the display reads "Hi" or "Lo" when inverted. You should be able to *logically* guess the correct number in four to six tries.

To play the game, load the program into your calculator and switch to RUN. Then load the data registers with the following:

- R0 Any decimal fraction
- R1 (used by the calculator)

R2 111111111

R3 .07

R4 14

R5 (used by the calculator)

Note that any remaining registers are not used. After you load the registers, press the R/S key to initiate the game. As soon as "0.00" is displayed, key in your first guess and press the R/S key again. Continue guessing until the display flashes all 1's and the number of guesses you took to hit on the correct number. The calculator then selects a new number to start a new game.

"Mapping" Programs. If you're new to programming, the Hi-Lo game will probably appear totally confusing at first. An easy way to understand the program is to follow it through on a flowchart, a simple "map" that shows the logical flow of the program. The symbols most commonly used on a flowchart are shown in Fig. 5A and the flowchart for the Hi-Lo game in Fig. 5B, shown on the preceding page.

You'll find flowcharts very handy in developing programs of your own. The Hi-Lo program is not optimized; you might want to modify the flowchart to see if you can write the same program with fewer steps. ♦

are not loaded with program steps, they can be used as additional storage registers. This gives the calculator up to 49 data registers when used in a nonprogram mode. (The extra registers are 70 through 99.)

Other significant features of the SR-52 include 10 conditional tests and two levels of subroutines. Another powerful capability is indirect addressing, a sophisticated feature that permits enormous creativity and versatility in programming. For example, an indirect instruction specifies one of the 20 addressable data registers and the program interprets the number in the register as a new program address rather than as data. This may seem a little confusing and even redundant, since there is a much more straightforward way to transfer a program to a new address. However, because the contents of the memory register can easily be modified, a program can dynamically adapt itself to a problem by modifying its own instructions. A logical result of this capability is so-called "artificial intelligence," a cybernetic approach to problem solving and recreational applications.

Incidentally, Texas Instruments' Model PC-100 desktop printer (\$295.00) is specifically designed for use with both the SR-56 and SR-52 programmable calculators to supply hard-copy data printouts of instruc-

tions and results without halting program execution. The printer uses a 2.5" (6.35-cm) wide thermal tape that allows 20 characters per line. Each character is formed from a 5 x 7 dot matrix. The printer is fully controllable from the calculator keyboard or card program.

Hewlett-Packard Model HP-65. (\$795.00) Introduced about two years ago, this calculator is still a highly sophisticated machine. Some of its pioneering features (motor-driven card reader, magnetic program cards, user-defined keys, program storage slot, etc.) are imitated in TI's SR-52 calculator. As with all H-P calculators, the HP-65 features RPN formatting. It has a 100-step program memory, five user-defined keys, and seven conditional tests.

In many ways, the HP-65 and SR-52 are direct competitors and invite comparisons. There is, obviously, a big difference in prices. (Bear in mind that all prices stated in this article are manufacturers' suggested list. Many dealers offer discounts on all types of calculators, including programmables. You can get a better feel for actual market prices by looking through the ads in your local newspaper.)

In some ways, the SR-52 is a more powerful calculator than the HP-65, but a more subtle and equally important advantage of the latter is the availability of extensive software (pro-

gram library). In addition to selling hundreds of prerecorded program cards packaged in various Application Paks, H-P publishes a listing of thousands of user-contributed programs in its "Catalog of Contributed Programs." The impressive programmability of the SR-52 will no doubt stimulate development of extensive software backing.

Making a Choice. The only practical advice to follow when considering buying a programmable calculator is to speak to people who own programmables to get their personal-use reactions and visit a dealer to make your own hands-on comparisons. Almost certainly, once you decide on the level of programmability you need, such things as methods of entry, the "feel" of the keys, and display legibility will play important roles in your selection.

As a rough guide, get only as much calculator as you currently need. All calculator prices are dropping, and new models are being added. If you buy a programmable calculator now and "use it up" in six months or a year, you'll find a wider range of prices and models from which to choose when upgrading.

An excellent way to keep up with developments in programmable calculators is to join the HP-65 Users Club. Originally organized for HP-65 owners, the club's monthly newsletter, "HP-65 Notes," contains lots of information on other programmables. For a brochure that describes the club, send a self-addressed stamped business-size envelope (plus a separate 13¢ stamp to cover the cost of printing) to Richard J. Nelson, Editor, HP-65 Notes, 2514 W. Camden Pl., Santa Ana, CA 92704. Include an additional 13¢ stamp for a sample copy of the HP-65 Notes newsletter.

Books are another good source of information on calculators. Four recent ones you might want to get are: *Electronic Calculators* by H. Edward Roberts (Howard W. Sams & Co., Inc.); *Scientific Analysis of the Pocket Calculator* by Jon M. Smith (John Wiley & Sons); *Calculator Dictionary and Users Guide* by Charles J. Sippl (Matrix Publishers); and *Advanced Applications for Pocket Calculators* by Jack Gilbert (Tab Books).

Finally, don't overlook the manufacturers of calculators for in-depth material on the calculators in their respective lines. ◆



Ti's PC-100 desktop cradle was designed for use with either the SR-56 or SR-52 calculators.



NOW YOU CAN BUILD A Scientific Programmable Calculator

*A low-cost
kit with 72-step storage capacity.*

BY MARTIN MEYER

WITH the introduction of programmability, a powerful new dimension has been added to hand-held calculators. Now you can build a full scientific, 72-step programmable calculator at low cost.

The programmable calculator presented here features algebraic entry with as many as five levels of parentheses and 10 levels of memory; a 12-digit display (eight-digit mantissa, two-digit exponent, and separate minus-sign displays for mantissa and exponent); a full range of arithmetic and scientific functions; and low-battery indicator. These are supplemented by eight programming functions and storage capacity for 72 steps in the programming section. Power for the calculator is supplied by a 9-volt battery or ac adapter.

More Details. When used as a basic problem solver, without employing the programming section, the calculator operates like most other scientific calculators, except that it is more flexible for complex problem solving as a result of its nested parentheses and 10-level memory register. Single-key commands are provided for such transcendental functions as \sin , \cos , \tan , \sin^{-1} , \cos^{-1} , \tan^{-1} , common and natural logs and anti-logs, and y^x . Convenience functions include $1/x$, x^2 , \sqrt{x} , degrees/radians select, factor reversal, π , and change sign (+/-). For maximum flexibility, six keys are as-

signed to the addressable memory section.

The programming keys include: R/S (run/stop), GO TO, SKP (skip), SST (single step), and BST (back step). A separate slide switch provides the run/clear/load (RN/C/LD) functions. All together, these functions provide a very powerful and versatile programming instruction set.

The GO TO key permits direct branching in a program, while the SKP key provides a branch on minus. Hence, programs can make decisions and cause changes in the program sequence. This is a form of conditional branching that is very useful for complex programs where decisions must be made to select a program that leads to the final result.

About the Circuit. Although the actual circuit for the calculator is extremely complex, the schematic diagram, as shown here, is relatively simple. Most of the complexity is contained inside three LSI chips. Calculator array IC1 contains all the circuits for the arithmetic and scientific functions, while the 10-level memory register is in IC3. Key memory array IC2 provides the programming.

Integrated circuits IC4 and IC5 are buffer/drivers for the display-enable lines from IC1. The segment-enable outputs from IC1 and IC2 go directly to the segments in the display.

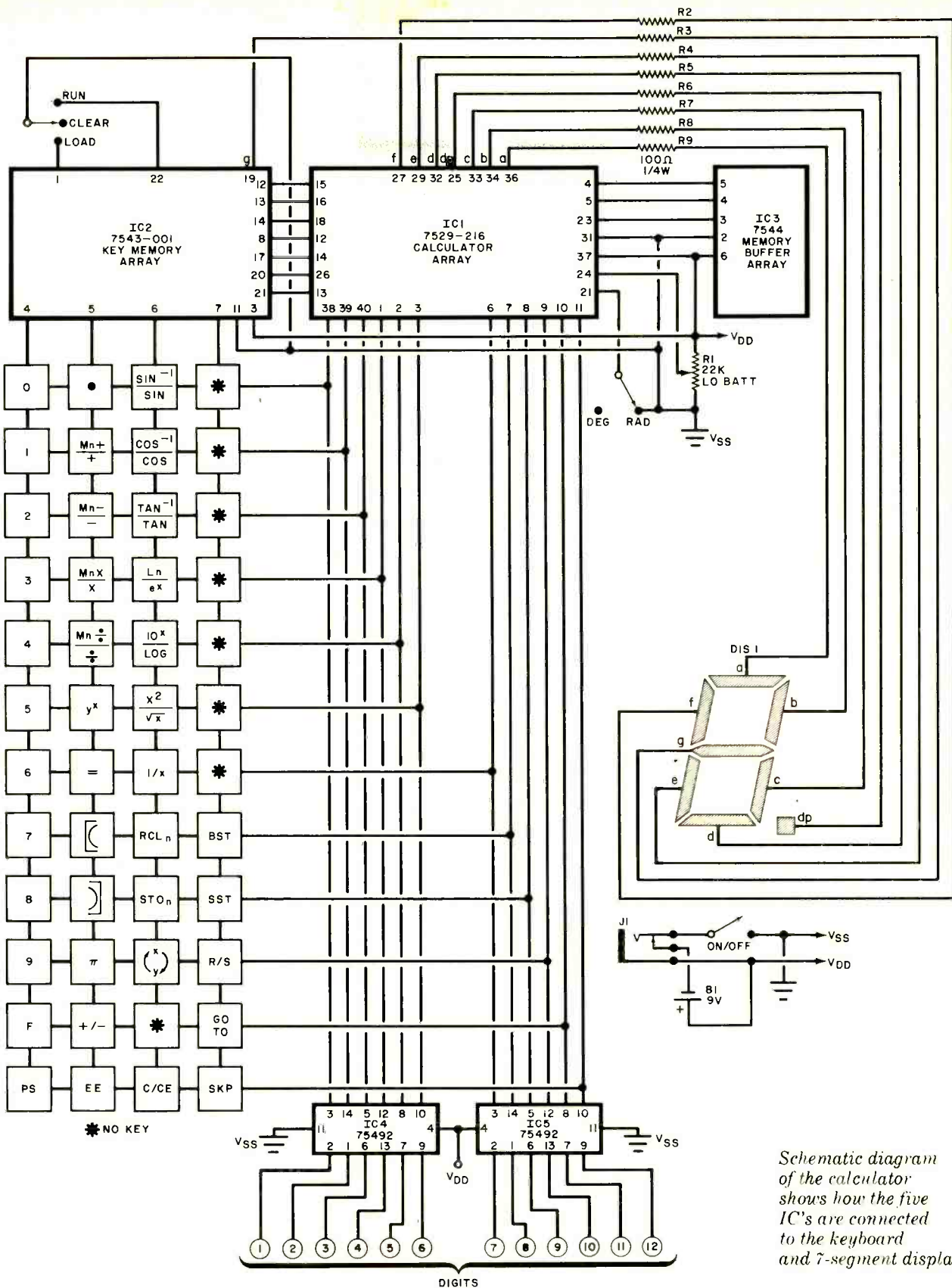
The keyboard consists of a 40-key

matrix and slide switches for power ON/OFF, degrees/radians (D/R) select, and RN/C/LD select. Ten of the keys in the array are assigned two functions, the second function under the command of a special F (shift) key. For example, the primary function of the SIN key is to provide the sine of a number. By pressing F first, the arcsin (\sin^{-1}) function is provided instead.

There is a choice of three display formats. When no special commands are given, the decimal is fully floating. Scientific notation is obtained by pressing the EE (enter exponent) key. Finally, the decimal location can be fixed in the display by pressing PS (decimal point select) and then the numeral key that corresponds to the desired number of decimal places.

The 10-level memory register is accessed by operating the STO or RCL keys, (depending on whether you want to store a number in memory or recall it) and the numeral key that corresponds to the desired memory location. Memory locations can be accessed in any desired order. For extra versatility, the memory system is backed up by Mn+, Mn-, Mn x, and Mn ÷ keys.

Operation. As mentioned earlier, the basic calculator can be operated in much the same manner as most other scientific calculators. However, the best way to describe the operation of the programming feature is to give



Schematic diagram of the calculator shows how the five IC's are connected to the keyboard and 7-segment displays.

PARTS LIST

- B1—9-volt battery
- DIS1—Miniature seven-segment LED display
- IC1—7529-216 calculator array
- IC2—7543-001 key memory array
- IC3—7544 memory buffer array
- IC4, IC5—75492 digit driver
- J1—Miniature phone jack for 9-volt dc battery eliminator (optional)

- R1—22,000-ohm miniature trimmer potentiometer
 - R2 through R9—100-ohm, 1/4-watt, 10% resistor
 - Misc.—Keyboard with power, mode, and D/R switches; calculator case with display filter; printed circuit board; hardware; solder; etc.
- Note: The following are available from Netronics Research & Development

Ltd., Rte. 6, Bethel Meadows, Bethel, CT 06801: complete kit of parts, including calculator case, soft vinyl carrying case, assembly and operating instructions, at \$65.00 plus \$1.50 postage; optional battery eliminator for ac operation at \$4.95; printed circuit board at \$6.00; LED display assembly at \$19.50; keyboard assembly at \$15.00. Connecticut residents, please add state tax.

examples of how the programming works.

First, when programming the calculator, the last three digits of the mantissa and both exponent digits are always active. The mantissa shows the number code assigned to whatever key is pressed. The number codes are different for each key function (e.g. 0 = 100, $e^x = 42$, GO TO = 93, etc.). The exponent gives the line number (step) in the program. The steps are arranged in numerical order from 00 to 71.

Once you decide on the key sequence to use for your program, set the slide switch to c and press R/S to clear all program memory lines. Then switch to LD in the proper sequence.

As an example, let's key in the program for the hyperbolic sine, which in equation form is: $\sinh(u) = \frac{1}{2}(e^u - e^{-u})$. The key sequence for the sinh program would be.

Enter Key Command	Display Key Code	Line Number
R/S (enter u)	90	00
STO	55	01
0	100	02
e^x	42	03
-	11	04
RCL	56	05
0	100	06
+/-	62	07
e^x	42	08
x	12	09
.	70	10
5	105	11
=	80	12
GO TO	93	13
0	100	14
0	100	15
R/S (HALT)	90	16

As each keystroke is entered during loading, the line number will increment one step. If you wish to see the actual key codes and line numbers, the entire program should first be entered and then return the program to line 00 after the last entry and single step through the program with the SST key with the slide switch in the LD position. Note that the HALT character at the beginning of the program allows data (in this case, the value of u) to be entered.

To execute the program, set the slide switch to RN and press SKP (or GO TO 00). Enter the value of u and then press R/S twice. The calculator will automatically step through the program and display the solution.

If you wish to alter the program—for

example, remove the HALT from line 00—perform the following sequence. First, switch to RN and press GO TO. Switch back to c and press SST. Switch to RN and press GO TO 13. Then switch to LD and press R/S to put a HALT in line 13. Finally, switch to c and press SST twice to remove the GO TO numbers. The program can now be executed with the only change being that it will halt at line 13 instead of returning to line 00.

More conditional branching statements can be obtained by using the SKIP function. SKIP is defined as $x < 0$ (negative), where x (and y) is the variable being tested. The following sample sequence illustrates the basic SKIP function:

Key	Line
R/S (enter data)	22
LOG	23
SKP	24
GO TO	25
4	26
0	27
SIN	28
TAN	29

If the result at line 23 is a positive number, the next statement (GO TO 40) will be executed. If the result at line 23 is negative, the program will skip the GO TO 40 statement (lines 25, 26 and 27) and execute the following statement (SIN) next and thereafter continue the program in sequence.

In the following program, using the SKIP function, the program will solve the equation $x - 3 =$. After each solution, the value of x will be decremented by 1 until x becomes less than 3, at which time the result of $x - 3 =$ will be negative. An incrementing counter counts the number of times the equation is solved to the point where the result is negative ($x < 3$). When the negative result is obtained, the SKIP function branches to display the number of times the equation was solved and then stops.

Enter	Key Code	Line
R/S (enter x)	90	00
STO	55	01
0	100	02
0	100	03
STO	55	04
1	101	05
RCL	56	06
0	100	07
-	11	08
3	103	09
=	80	10
SKP	96	11
GO TO	93	12

2	102	13
0	100	14
RCL	56	15
1	101	16
R/S	90	17
1	101	18
F, Mn +	50	19
1	101	20
1	101	21
F, Mn -	51	22
0	100	23
GO TO	93	24
0	100	25
6	106	26

If $x = 5$, the program will loop three times. Lines 00 through 10 compute the formula, 11 to 15 provide the SKIP and branching functions, 18 to 20 provide the incrementing counting, and 21 to 23 decrement x .

In our final example of programming, we'll use the quadratic equation $x^2 + 3x + 2 = 0$ to solve for x_1 and x_2 , where the roots are: $x_1 = \frac{-b + \sqrt{b^2 - 4ac}}{2a}$ and $x_2 = \frac{-b - \sqrt{b^2 - 4ac}}{2a}$. First enter the program for x_1 as follows:

Enter	Line	Enter	Line
R/S (enter a)	00	4	19
STO	01	x	20
0	02	RCL	21
R/S (enter b)	03	0	22
STO	04	x	23
1	05	RCL	24
R/S (enter c)	06	2	25
STO	07)]	26
2	08)]	27
RCL	09	\sqrt{x}	28
1	10	÷	29
+/-	11	2	30
+	12	x	31
[(13	RCL	32
RCL	14	0	33
1	15	=	34
F, x^2	16	GOTO	35
-	17	0	36
[(18	0	37

As written, the program will solve for x_1 . To make it solve for x_2 , you must change line 12 to a -. Using the above program for $a = 1$, $b = 2$, and $c = 3$, x_1 will be -1 and x_2 will be -2 . You can verify these results by plugging them into the quadratic equation. In both cases, the answer will be 0.

The one way to become proficient at using a programmable calculator is to practice. Practice entering and executing programs and practice writing your own programs. In just a short time, you will find that using this calculator is as simple as using a non-programmable calculator. ♦

COLLECTING SHORTWAVE FOLK MUSIC

A fascinating and rewarding hobby for SWL's.

BY C. M. STANBURY, II



Above is souvenir pennant from Radio Clarin. The station features every kind of Latin American music and is easily heard throughout daylight hours on 11.700 MHz.

THE high-frequency broadcast bands are literally alive with music of every nationality. Aside from just listening to broadcasts of the music, a fascinating hobby is to make tape recordings of it, forming a collection for future listening pleasure and study of various trends in how folk music develops. While the reception on most shortwave receivers is not exactly high-fidelity, it is acceptable for the simple rhythms and harmonic structures of folk music. All you need to know is which stations and frequencies are best and have the patience to wait for a signal free of interference. Then you add a tape recorder and start your collection.

Folk music on shortwave is particularly interesting because you will hear

two types. One includes pure, more-or-less traditional melodies indigenous to the country or area from which you are receiving them (such as music dating back to the Incas from stations in western South America). The other is that same music altered by recent cultural changes (such as the Latin American rock featured by the Venezuelan station, Radio Juventud, on 4.900 MHz). The cultural changes are similar to those that have produced folk rock and modern country and western from pure American folk music.

Equipment. One thing you should have if you want to make a collection of folk music is a phone jack on your shortwave receiver so that your tape recorder can be connected directly to the receiver. It is possible, of course, to record by placing a microphone in front of the receiver's speaker, but this adds ambient noise. If your shortwave receiver's phone jack automatically cuts off the receiver's speaker, the recorder should have its own monitoring facilities so that you can determine when a desired selection is finished or if the signal quality has dropped below an acceptable level.

There are two qualities of receivers that are of major importance. One is good image rejection. There is nothing so frustrating as finding a wanted signal on a clear frequency, only to have reception spoiled by interference produced within the receiver itself. For example, during the period around noon, Radio Iran often has traditional Persian music, with a strong, clear signal on 15.084 MHz. This is just below the 19-meter band and is thus usually free of interference (QRM). But if your receiver has poor image rejection, it may pick up radioteletype or other noise from 15.994 MHz.

Second, as most of your taping will be done within the interference-

clogged SWBC bands themselves, the more selective your receiver, the better. As a general rule, two signals of equal strength, separated in frequency by 5 kHz, should not interfere with each other.

The Stations. To list every station which might conceivably broadcast a recordable selection of interest would require at least a small book. However, you'll probably be particularly interested in relays of home services which, for one reason or another, put strong signals into North America. This simplifies the task of listing stations.

However, it may just be a matter of time until all home-service relays from less-developed countries are forced off the major high-frequency bands by more powerful international relay networks. This makes a regional or "tropical," band such as 60 meters very important. Here, Radio Senegal is on 4.890 and Abidjan on 4.940 MHz, and sometimes, in the late afternoon, they put good signals into eastern North America. Another 60-meter African opening occurs periodically between 2200 and 0100 EST (1900-2200 PST). However, by this time of day, a myriad of Latin American stations will also have appeared on the band. Other promising African tropical-band outlets, as well as a few home service relays on the international bands, are listed in Table I.

In the second major tropical area, Latin America, every nation in Central and South America has its own particular variety of music. Unlike African music, however, almost all Latin American music was drastically altered many years ago by highly sophisticated European influences—mostly Spanish. You can hear and record this for yourself by tuning in Radio Clarin (Santo Domingo, Dominican Republic) during daylight hours on 11.700 MHz. Here again, we have a home service relay on an international band—or at least at the edge of a busy global band. Radio Clarin, which also can be received with strong, all-night signals on 4.850 MHz, often features music from every part of the Americas.

There is one part of the Americas where a good deal of pre-Columbian music remains intact. This includes the strip of the Andes that runs from Ecuador through Peru and into Bolivia. Surprisingly, one of the clearest signals, on occasion, is that of

TABLE II—PERU: FOLK AND INTERNATIONAL ROCK MUSIC STATIONS

Frequency (MHz)	Station
3.240	Radio America
4.760	Radio Tingo Maria
4.780	Radio Atlantida
4.815	Radio Sameren
4.840	Radio Andahuaylas
4.845	Radio Sulana
4.935	Radio Tropical
4.995	Radio Andina
5.010	Radio Eco
6.045	Radio Santa Rosa
6.115	Radio Union
9.532	Radio Nacional
9.562	Radio Nacional

All stations normally heard only at night. More interference east of the Mississippi than in western U.S.

Radio Zaracay (Ecuador) on 3.390 MHz, in the 90-meter tropical band. The well-known missionary station HCJB also features some of this music on its various Spanish-language frequencies (such as 11.890 MHz).

Finally, to conclude this brief survey, we turn to Asia where one of the most interesting transmissions is Sri Lanka Broadcasting Corporation's All Asia Service on 11.800 MHz. It features the traditional music of the Indian subcontinent—with sitars, ragas, etc.—which influenced the Beatles and other rock groups in the 1960's. Sri Lanka is best heard before noon EST. Stations providing other music of the Far East, Near East, and Arab states of North Africa are listed in Table I.

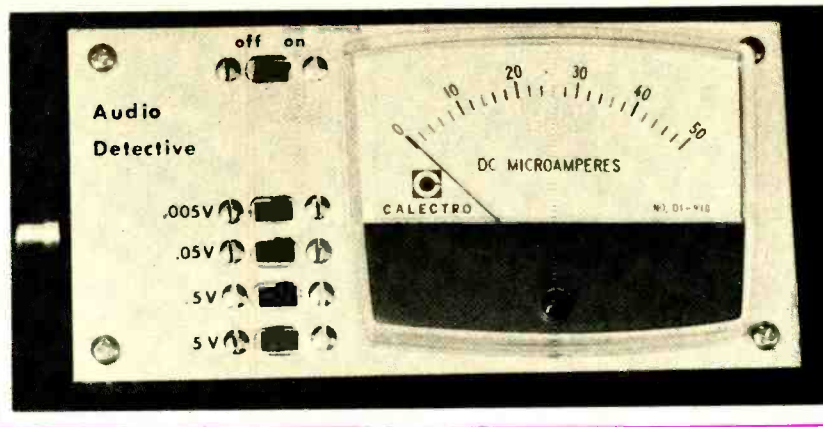
International Rock. We have noted the influence of South Asian music on modern rock. In that case, the process was strictly one way, but there are other instances where rock has had a considerable influence on folk music.

The easiest way to hear this is by tuning to stations in Latin America, such as Radio Juventud. Peruvian stations, in particular, should be carefully monitored to find this mix of folk and rock. See Table II. Interestingly, Simon and Garfunkle's "El Condor Pasa" ("I'd Rather Be a Hammer Than a Nail") was Peruvian inspired.

In Africa, local radio has played indigenous melodies alongside rock for many years, especially in such relatively sophisticated west Africa cities as Dakar (Senegal) and Lago (Nigeria). So, the stage is set in Africa for the emergence of a new "folk-rock" mixture. ♦

TABLE I—FOLK-MUSIC STATIONS

Frequency (MHz)	Station
3.390	Radio Zaracay (Ecuador)
4.890	Radio Senegal
4.900	Radio Juventud (Venezuela) (Good for Latin American rock.)
4.910	Conakry, Republic of Guinea
4.920	Radio Progreso (Honduras) (Good for Latin American rock.)
4.940	Abidjan, Ivory Coast
4.990	Nigeria Broadcasting Corp.
5.041	Radio Bissau (Guinea-Bissau)
5.047	Lome, Togo
6.195	Nigerian Broadcasting Corp. (Local station at Sokoto.)
6.205	Radio Nova International (Tentative Italian ID. Might instead operate from African waters.)
6.250	Radio Malabo (Equatorial Guinea)
9.022	Radio Iran
9.510	Radio Barquisimeto (Venezuela)
11.700	Radio Clarin (Dominican Rep.) (Plays all types of Latin American music.)
11.800	Sri Lanka Broadcasting Corp.
11.890	HCJB (Ecuador)
11.895	Radio Senegal
11.920	Abidjan, Ivory Coast
12.005	U.A.R. Broadcasting Service
15.084	Radio Iran
15.190	Brazaville, Congo
15.245	La Voix du Zaire (Also reported irregularly on 15.350.)
15.275	Voice of Malaysia



BUILD THE AUDIO DETECTIVE

Here's a sensitive troubleshooting meter for phono cartridges, microphones, and PA systems

BY RALPH TENNY

THE Audio Detective is a sensitive ac voltmeter which will prove to be especially useful in troubleshooting an audio system. On its lowest range (5 mV), it can be used to test microphones and many phono cartridges. It will also measure potentials up to 5 volts (50 volts, if a simple modification is made). The response of the meter is flat within 5% from 15 Hz to 20 kHz.

The instrument is battery-powered (1 mA current drain) and is conveniently small for portable use. A phono plug is used for the input and input resistance is 100,000 ohms.

Circuit Operation. The circuit made up of transistor *Q1*, *R19*, *C7*, and *D8* is a regulated power supply which provides 14 volts for *IC1* (Fig. 1). Due to the presence of *C7*, the supply turns on slowly to prevent capacitor charging currents on *C2*, *C3*, and *C4* from damaging the meter. Diode *D7* protects the circuit from an accidental reversal of battery polarity.

The network consisting of *R1*, *R2*, and *R3* sets the quiescent operating level of 7 volts at the output of *IC1A*. The dc interstage coupling through *R4*, *R7*, and *R10* maintains this voltage at the outputs of the three following stages. The high input impedance at the noninverting (+) input of *IC1A* prevents loading of the input attenuator. Diodes *D5* and *D6*, in conjunction with *R18*, are used to protect *IC1*

from excessively high input voltages, which might damage it.

Sections B and C of *IC1* amplify the audio signal from section A with stage gains determined by the ratios of *R5* to *R6* and *R8* to *R9*. Capacitors *C2* and *C3* couple the ac currents to the common bus so that the ac output of each stage swings about the 7-volt dc operating level.

Section D of *IC1* is a precision rectifier and meter driver. The parallel combination of *R11* and *R13* establishes the gain of the stage. Varying the value of *R13* calibrates the meter so that the meter current is 50 microamperes (full scale) when 5 mV is applied to the (+) input of *IC1A*. Resistor *R12* and the combination of *C5* and *C6* shunt *R11* at the higher audio frequencies to adjust the frequency response near 20 kHz.

Construction. Circuit layout is not critical so perforated board and mounting clips or a printed circuit board can be used. It is advisable to use a socket for *IC1* to avoid possible heat damage during soldering.

Because of the low signal levels required by the measuring circuit, a single common bus is used. Tie all the circuit ground points to this bus and connect the bus to the case at only one point—preferably at the ground lug of *J1*. If *J1* is mounted on a metal panel, make no other connections to the metal portion.

Whatever the layout and case, the checkout of the circuit will be easier if one section is wired and tested before going to the next. Start with section D of the IC and the meter circuit. Since charging currents in *C2*, *C3*, and *C4* will cause current surges in the meter, the operating voltage must be applied slowly to avoid any possibility of meter damage. The test circuit shown in Fig. 2A is used to do this. The dc operating power can be a battery or power supply between 12 and 15 volts dc. Be sure the potentiometer is at the zero position before turning on the power. The signal generator should be capable of delivering a low-distortion, 1-kHz sine wave which can be set to zero output.

When wiring this first section, connect *R10* temporarily to point A of the test circuit. Turn on the power and slowly adjust the test circuit potentiometer to bring the voltage to between 12 and 15. As the voltage is increased, the meter action will be erratic and move upscale. When the power is fully on, the meter should settle back to zero.

Turn up the audio generator connected to the test circuit. As the generator output is increased, the meter will reach full scale when the generator is delivering 0.3 volts rms. Once this section is working properly, reduce the test circuit voltage and audio generator output to zero and remove the connection to *R10*.

PARTS LIST

B1, B2—9-volt battery
 C1—0.1- μ F, 50-V ceramic capacitor
 C2, C3—100- μ F, 25-V electrolytic capacitor
 C4—22- μ F, 25-V electrolytic capacitor
 C5—100-pF capacitor
 C6—47-pF capacitor (see text)

C7—47- μ F, 25-V electrolytic capacitor
 C8—225- μ F, 25-V electrolytic capacitor
 D1 to D7—1N4148 diode
 D8—15-V zener diode (HEP Z0225)
 IC1—Integrated circuit (National LM324)
 J1—Standard phono jack (RCA)
 M1—0-50- μ A meter (Calectro DI-910 or similar)
 Q1—2N5449 or TIS98 transistor
 Following resistors are $\frac{1}{4}$ -W:

R1, R2—47,000 ohms
 R3—1.2 megohms
 R4, R7, R10—1000 ohms
 R5, R8, R18—10,000 ohms
 R6, R9—1500 ohms
 R11, R12—5600 ohms
 R13, R19—(see text)
 R14—91,000 ohms (see text)
 R15—9100 ohms (see text)
 R16—910 ohms (see text)
 R17—100 ohms (see text)
 S1 to S5—Spdt switch
 Misc.—Suitable chassis (Calectro H4-722), battery holder, mounting hardware, etc.

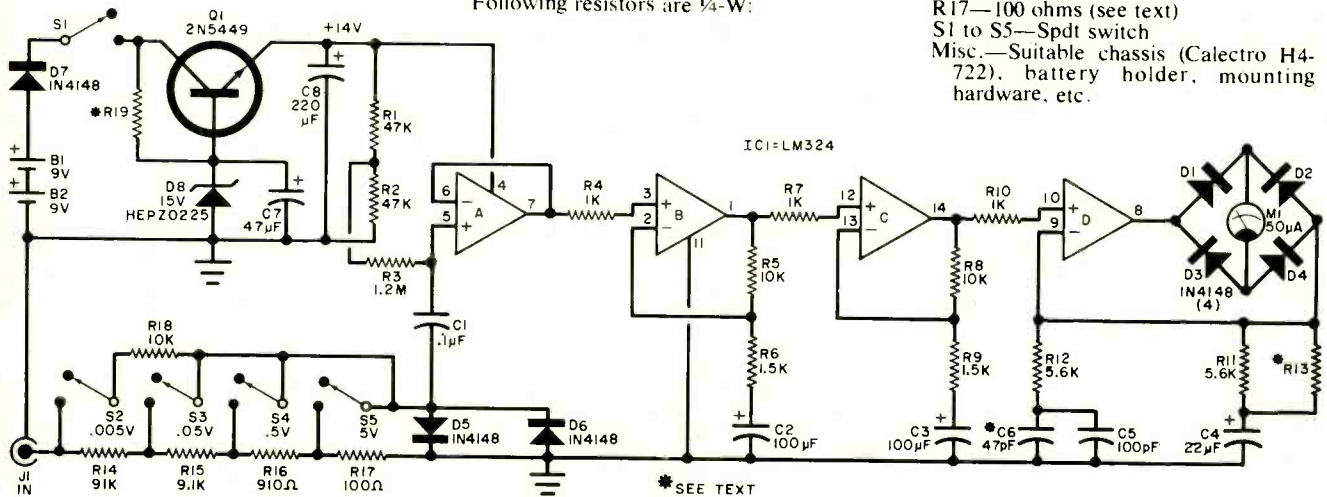


Fig. 1. The first three op amps in IC1 form a sensitive ac amplifier and the fourth drives the meter.

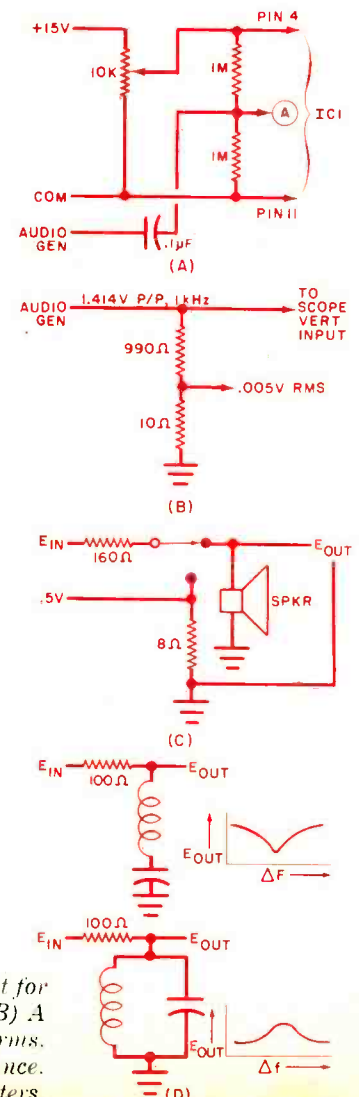
Now wire up the rest of the circuit (sections A, B, and C of IC1). Perform the above test again and note that the inputs to sections A and B are 5 mV rms for a full-scale meter indication.

Assemble the power supply portion, using 150,000 ohms for R19. The time constant for R19 and C7 determines how fast the operating power comes up. Select the value of R19 so that the circuit comes into full operation without violently "pegging" the meter. On the prototype, the meter settled back to zero about seven seconds after power was turned on.

Complete the assembly, wiring up the input attenuator. The resistors used in the attenuator can be conventional 5% types or they can be selected with a resistance bridge to be as close to the stated values as possible. The more accurate the resistor value, the better the meter readings.


Turn on the power and apply an audio signal of about 5 mV rms at 1 kHz to J1 to get a full-scale reading on the meter. When the next higher scale is switched in, the meter should indicate about 1/10 of full scale. Bring the meter to full scale by adjusting the audio source. Switch to the next higher scale (0.5 V) and note that the meter goes down to 1/10 of full scale. Repeat the adjustment and check the next range.

Either a laboratory calibration standard or a dc-coupled scope can be used for final calibration and frequency-response checking. If a scope is used, start with the calibration. Use a new flashlight battery (1.55 volts). Set the scope to 0.2 volts per division, and connect the battery to the scope vertical input. Adjust the scope vertical gain until the trace is $7\frac{3}{4}$ divisions from its zero position. If



View of interior of the Audio Detective as assembled in the author's prototype.

Fig. 2. (A) Test circuit for stage-by-stage checkout. (B) A source of 0.005-volt rms. (C) Measuring speaker impedance. (D) How to check filters.



the scope has a different vertical range, use a range that produces a nearly full-scale deflection.

Carefully select the two resistance values shown in Fig. 2B and apply 1.414 volts peak-to-peak at 1 kHz as shown. Connect the 0.005-volt rms output of this voltage divider to J1 of the Audio Detective, with the attenuator set for 0.005 V.

Select a value for R13 that will give a full-scale meter indication. Keeping the output of the audio generator at this constant level, reduce the frequency until the meter indicates 0.0047 volt. The generator frequency should be lower than 20 Hz. If a slower roll-off is desired, increase the value of C1. In this way, it is possible to bring the flat response down to 10 Hz. If a lower frequency is required, it is necessary to increase the values of C2, C3, C4, and C7, and lower the value of R19.

With the output of the audio generator held at 1.414 V peak-to-peak, increase the generator frequency to 20 kHz. If the meter indicates too low a value, the high-frequency response must be adjusted. This is done by adding more capacitance across C6. Be careful not to add too much compensation, which will result in a "hump" near the 20-kHz point.

Like all ac voltmeters, the Audio Detective will respond to almost any waveform. However, it is calibrated for a sine wave and other waveforms will produce erroneous meter readings. For example, a 9-volt peak-to-peak sine wave will read 3.2 V on the Audio Detective. A 9-volt square wave would show up as 5 volts. However, as long

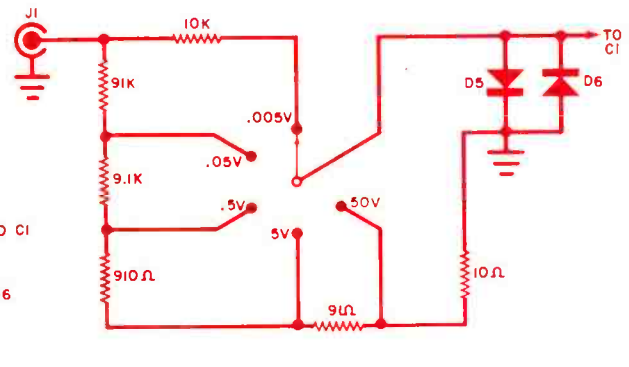
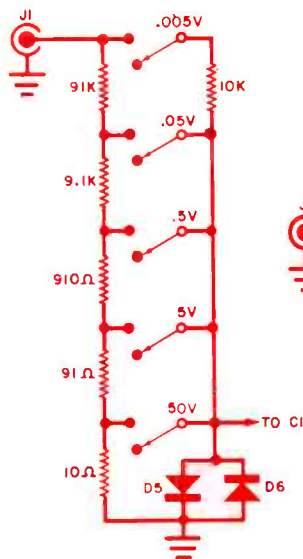


Fig. 3. To add a 50-volt range to the Audio Detective use either a rotary or discrete switches as shown here. Note the changes in the bottom two resistors as compared to Fig. 1.

as the waveform remains the same, relative measurements of nonsinusoidal waveforms can be made.

Uses. The Audio Detective can be used to troubleshoot a PA system. Plug the microphone to be used into J1 (with the correct adapter) and speak into the mike. A dynamic mike should have an output of about 1 mV, and a condenser (electret) mike should generate between 4 and 5 mV. The Audio Detective can then be connected to the mixer output to test that stage. The procedure is continued through the audio system to the speaker outputs. The signal level will get progressively higher. At the speaker outputs, five volts on an eight-ohm line indicates just over three watts.

To determine the gain of an amplifier, use the Audio Detective to


measure the input and output voltages. The gain is simply the output voltage divided by the input.

To test the frequency response of a tape recorder, apply a 1-kHz tone to the recorder's auxiliary input and select a level that gives a comfortable playback volume with the volume control set at midrange. Record several different frequencies at this same level. Terminate the external speaker output with an 8-ohm resistor and monitor the voltage generated across the resistor at each frequency. (For component tape decks, monitor the line output unterminated.) Plot the output voltage as a function of frequency.

To determine speaker impedance, use the circuit shown in Fig. 2C. Select E_{in} so that 0.5 volt is generated across the 8-ohm resistor. Switch to the speaker and measure E_{out} . The speaker impedance at that frequency is $(Z_{out}/0.5) \times 8$. For example, if Z_{out} is 0.45 volt, the speaker impedance is $(0.45/0.5) \times 8$ or 7.2 ohms.

You can check the frequency response of a filter by using the circuit in Fig. 2D. Holding the input constant, vary the frequency and plot E_{out} as a function of frequency. Figure 2D also shows typical response curves for both series and parallel resonant circuits.

Modifications. The schematic in Fig. 1 shows the input attenuator spanning four ranges from 0.005 to 5 volts. If you want to extend the upper limit, use the attenuator shown in Fig. 3. Two versions are shown—one using five slide switches and one using a rotary switch. Either will extend the range to 50 volts. ♦



Components assembled on the perforated board.

TORNADOES, hurricanes, and other severe weather disturbances often strike in the middle of the night or at times when most people are not normally listening to the radio or watching TV. Consequently, they receive no advance warning and are unaware of the impending danger.

Residents of areas where disturbances often occur have taken to listening to transmissions from the National Weather Service stations operating on 162.40 or 162.55 MHz in most parts of the country. The receivers used for this purpose generally range from low-cost battery-powered units to vhf/FM scanners. There are also some expensive receivers with special circuitry to alert police stations, etc., to a forthcoming severe-weather announcement by the NWS.

The under-\$15 circuit described here will enable you to duplicate the special alert provisions of the costlier NWS receivers. It decodes the 1050-Hz warning tone used for the alert (when it occurs) and automatically activates the normally quiet receiver. This puts your low-cost unit in the same class as the professional weather warning systems.

Circuit Operation. The circuit (Fig. 1) is essentially a controller for relay K1, whose normally open contacts are between the receiver audio output transformer (secondary) and the loudspeaker. Thus the speaker is normally disconnected and resistor R1 provides a substitute load. Capacitor C1 is used to isolate diodes D1 and D2, which provide signal clipping to prevent overdrive of IC1. Capacitor C2 isolates the diode clip-

SEVERE WEATHER WARNING ALERTER

*Low-cost add-on to weather
receiver sounds the
alarm if a
weather "alert" is broadcast*



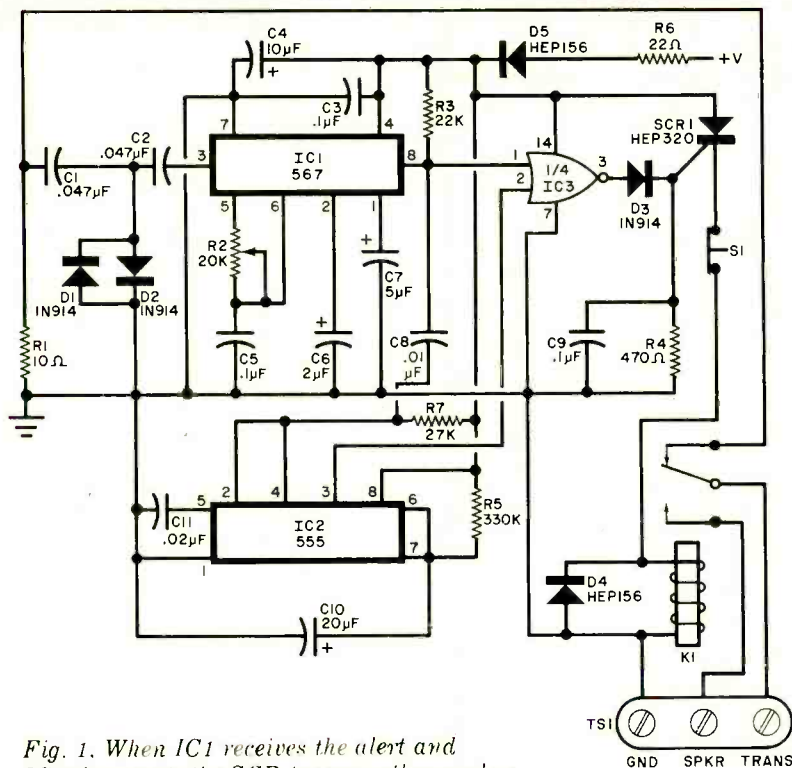


Fig. 1. When IC1 receives the alert and IC2 times out, the SCR turns on the speaker.

PARTS LIST

C1, C2—0.047- μ F Mylar capacitor
 C3, C9—0.1- μ F disc capacitor
 C4—10- μ F, 15-V electrolytic capacitor
 C5—0.1- μ F Mylar capacitor
 C6—2- μ F, 15-V electrolytic capacitor
 C7—5- μ F, 15-V electrolytic capacitor
 C8—0.01- μ F disc capacitor
 C10—20- μ F, 15-V electrolytic capacitor
 C11—0.02- μ F disc capacitor
 D1, D2, D3—1N914 diode
 D4, D5—HEP156 rectifier diode
 IC1—567 phase-locked loop
 IC2—555 timer

IC3—4001 CMOS
 K1—6-12-V, 500-ohm coil, spdt relay
 (Radio Shack 275-004 or similar)
 R1—10-ohm, 5-W resistor
 R2—20,000-ohm trimmer potentiometer
 R3—22,000-ohm, 1/2-W resistor
 R4—470-ohm, 1/2-W resistor
 R5—330,000-ohm, 1/2-W resistor
 R6—22-ohm, 1-W resistor
 R7—27,000-ohm, 1/2-W resistor
 S1—Normally closed pushbutton switch
 TSI—Three-connector terminal strip
 Misc.—Suitable enclosure, power supply
 (see text), mounting hardware, IC sockets, etc.

per from IC1, since any dc component at the input to IC1 could cause false decoding.

Trimmer potentiometer R2, in conjunction with C5, determines the decoding frequency (1050 Hz) while C6 determines the bandwidth and C7 sets the decoder timing. When not decoding, the output of IC1 (pin 8) is high. When IC1 receives a tone within its locking range, the output drops low. This output is applied to one input of a gate in IC3. The output is also coupled through C8 to trigger IC2, a 555 timer.

The timer is required because false alarms can be produced by random receiver noise or voice announcements which occasionally are at 1050 Hz. Since the signals producing false alarms are usually of short duration, but the real alert tone is transmitted for at least 15 seconds, some form of timing circuit is needed.

The output of IC1 is connected to

pins 2 and 4 of IC2. When a pulse appears, IC2 resets and starts its timing cycle. Resistor R5 and capacitor C10 set the length of the cycle (about 10 seconds). When IC2 times out, its output (pin 3) goes low and is applied to the input of IC3. When (and only when) the two inputs of IC3 are both low, its output goes high.

As long as the 1050-Hz tone is not present at the input of IC1, the circuit idles, with SCR1 not conducting and the relay deenergized. When the 1050-Hz signal is received from NWS, the output of IC1 goes low and IC2 starts timing. At the end of the timing cycle, the output of IC3 goes high and SCR1 starts to conduct through the relay coil. Then the loudspeaker is connected to the receiver's audio output and the weather bulletin is heard. Diode D4 reduces the back emf generated across the coil and D5 prevents damage due to application of reverse

power supply. Pushbutton switch S1 is used to reset the decoder and turn off the speaker.

Construction. Parts placement is not critical and the circuit can be assembled on perforated board or a pc board. Sockets for the IC's are suggested. Do not install the IC's before reading the following instructions on tuning. Any enclosure of suitable size can be used.

The circuit operates from a 6-12 volt dc supply. In the nondecoding state, the current requirement is about 12 mA at 6 V. If your receiver power supply is in this voltage range, uses a negative ground, and can tolerate the current drain, you can power the alarm circuit from this source. If you have a battery-operated receiver, build a low-power dc supply between 6 and 12 volts.

If you have a transformer-operated, tube-type receiver, consider picking off the 6.3-volt filament supply (if one side is grounded) and using a silicon rectifier diode and a filter capacitor (about 1000 μ F).

Testing. Start with the IC's out and the circuit not connected to the receiver.

Install IC1 in its socket and connect a dc voltmeter between pin 8 and ground (positive side to pin 8). Turn on the dc power and note that the voltmeter indicates close to the supply voltage. Connect an audio signal generator ground to the circuit ground and the hot side to the TRANS terminal on TSI. With the relay deenergized, you should now have a signal on the input of IC1.

Set the signal generator as close as possible to 1050 Hz. Adjust R2 until the voltmeter reading drops to near zero, indicating that IC1 is decoding. Remove the signal generator, and the voltmeter should go back to the supply voltage reading. Perform this step several times to make sure that IC1 is operating with each application of 1050 Hz. Turn off the audio generator and the dc power.

Remove IC1 from its socket and install IC2 in its socket. Connect the dc voltmeter between pin 3 of IC2 and ground. Turn on the dc power. Connect a jumper to circuit ground and touch the other end to pin 2 of IC2. Note that the voltmeter reading is the supply voltage. After about 10 seconds, the voltmeter should drop back to near zero, indicating that IC2 has

how often
could you use
an Xcelite[®]
"99"?



it's every
tool you
need 99%
of the time...
an Xcelite original!

it's a screwdriver



...for slotted, Phillips, Frearson, Bristol, clutch head, Scrulox[®] screws; in inch and metric size Allen hex and Allen hex ballpoint socket types; and Pozidriv[®] style.

it's a nutdriver

...in inch and metric sizes, regular, stubby, and magnetic, for hex nuts, screws, and bolts.

it's a reamer

it's extendable

...for greater reach and torque.

5 DIFFERENT HANDLE STYLES

...regular and Tee, with and without reversible ratchet; junior, and stubby; all with Xcelite's unique spring device for quick blade insertion and removal. All shockproof, breakproof (UL).

85 INTERCHANGEABLE BLADES

...all the popular types and sizes. All precision-made, genuine Xcelite quality. Fit all five handles.

IN SETS, KITS,
OR PIECEMEAL

...roll-up service kits, compact, stand-up, plastic-cased sets; or individually as needed.



in stock at leading
electronic distributors... nationwide

**Weller-Xcelite
Electronics Division**



The Cooper Group

P. O. BOX 728,
APEX, NORTH CAROLINA 27502

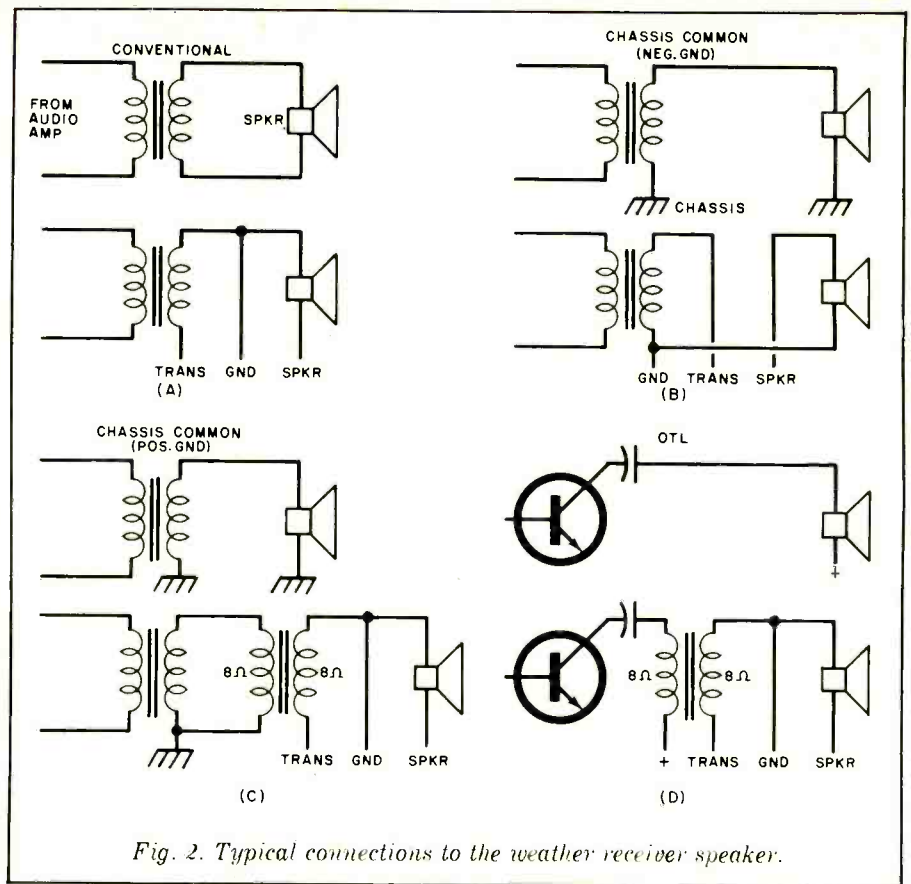


Fig. 2. Typical connections to the weather receiver speaker.

timed out. If the timing is too short, increase the value of $R5$. Conversely, if it is too long, reduce the value of $R5$. Check the timing cycle several times to make sure it is in a range of 7 to 14 seconds. Turn off the power supply and remove the jumper.

Remove $IC2$ from its socket, and install $IC3$ in its socket. Connect one end of a jumper to circuit ground and the other end to pins 1 and 2 of $IC3$ simultaneously. Relay $K1$ should close and lock in. Remove the jumper, depress $S1$, and note that the relay opens. Repeat this operation, ending with the relay closed. Remove the jumper, and connect it between the supply and either pin 1 or 2 of $IC3$. Depress $S1$ and note that the relay opens and remains open after the switch is released. Remove the jumper and the dc supply.

Once all tests have been made, install all of the IC's. Apply the dc supply and put the 1050-Hz signal from the audio generator on the input. After $IC2$ has timed out, the relay should close. Remove the signal input, depress $S1$, and the relay should open and remain open. The circuit is now ready for installation.

Installation. Connections to the weather receiver will vary depending on the receiver. Some typical connec-

tions are shown in Fig. 2. Note that a 1:1 8-ohm transformer is used for isolation in case the chassis of the receiver is used as the positive side of the supply (especially if you use the receiver power supply for the alerting circuit). The isolation transformer is also used in case the circuit is OTL.

If the receiver is used for other than weather reception, install a switch across the SPKR and TRANS terminals on $TS1$. Then be sure the switch is open to use the alerting circuit.

Operation. Turn on the weather radio. Tune it to your local NWS station and allow it to warm up so that it doesn't drift (assuming it doesn't have afc). Depress $S1$ and you are ready to receive an alert warning. Since the speaker is now silent, you can turn up the volume to make sure that, if the alarm comes during the night, the sound will be sufficient to awaken you.

If you leave the receiver and the alerting circuit on 24 hours a day, it will be triggered between 10 and 11 a.m. each weekday when the NWS test signal is transmitted.

When a severe weather alert is broadcast, it is repeated every 10 minutes until the alert is over. This means the alarm will sound each time until you shut down the system. ♦

ELECTRICAL GROUNDS FOR ELECTRONIC EQUIPMENT

*Your high-frequency gear will work better when
you use good grounding techniques.*

BY HECTOR FRENCH

ESTABLISHING a good low-resistance earth ground can solve many of the problems commonly encountered with high-frequency (particularly radio communication) equipment. For example, proper grounding can solve the problems of low sensitivity (assuming the equipment has a high sensitivity to begin with), harmonic generation, cross-modulation effects, and detection of unwanted signals.

As a general rule, an all-metal cold-water plumbing system is often the best access you have to a true, low-resistance earth ground in any given location. (Don't count on the "ground" conductor in a three-wire electrical system as being at earth ground. As often as not, the "ground" conductor is really nothing more than the "common" bus for the system.)

In this article, we will discuss how to make a good electrical/mechanical connection to an existing and accessible earth ground, the procedure to use to establish a good earth ground where a cold-water pipe isn't available, and how to deal with the problems you might encounter.

Making Ground Connections.

Many earth-ground systems are poor due to the connections made to them. Unless a ground connection is made electrically (and mechanically) sound, it can exhibit resistance, capacitance, and rectification, as illustrated in Fig. 1. This kind of ground often is the result of a dirty connection, whose characteristics change with time, temperature, and humidity. The rectifier is the result of dirt or rust that weren't cleaned away before the connection was made.

The rectifier is almost certain to be the cause of trouble. It can be the cause of harmonics, cross-modulation effects, and detection of

unwanted signals. A typical example of such a problem is on a stereo FM tuner where interference occurs between two different local stations. If the interfering station appears at several locations on the dial, the ground rectifier is likely generating harmonics. If the interference is an all-the-time problem across the entire dial, the rectifier could be detecting the local signal and passing it directly into the tuner's or receiver's audio section.

The cure for a poor connection to ground is relatively simple. First, make certain that the tie point is clean (down to bare metal). Scrub away any dirt and grease, and use emery cloth or steel wool to remove rust or other oxides. Completely dry the cleaned area.

If you're lucky enough to have copper cold-water plumbing and have a high-wattage soldering iron or gun, you can wrap a length of wire mesh (a length of shield from a coaxial cable, for example) around the connection and solder it into place. Completely "wet" the mesh and tie point with solder to assure an electrically and

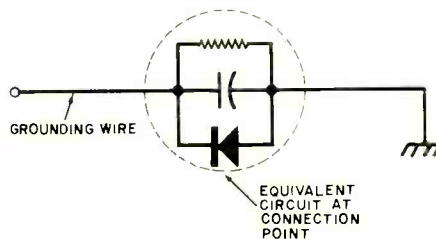


Fig. 1. Equivalent circuit of a poor ground connection, which can cause numerous problems.

mechanically sound joint. (It would help if you could shut off the water in the pipe and drain it to remove the heat-sinking action of the water and make soldering easier. Also, do *not* attempt to make your connection near a soldered joint in the plumbing; make it at least 12" away from any joints to prevent the possibility of water leaks when the water is again turned on.) After soldering the joint and connecting the grounding lead from the equipment to the mesh, coat the mesh and both joints with silicone seal or, better still, silicone rubber to weatherproof them.

If your plumbing is other than copper pipe, like galvanized iron, the best way of making the connection is with the aid of a grounding clamp or a pipe strap with slots in it that are turned in at the edges to bite into the connection point. Again, start with a clean, dry connection point. Slip on the clamp or strap and tighten it enough to assure good electrical and mechanical contact. Connect the grounding lead from the equipment to the clamp or strap, and weatherproof the connection.

"Perfect" Ground Problem.

There is one situation where even a "perfect" ground can be a source of trouble. This is when your high-frequency gear is an odd number of quarter wavelengths away from earth ground. In this case, the odd number of quarter wavelengths produces a

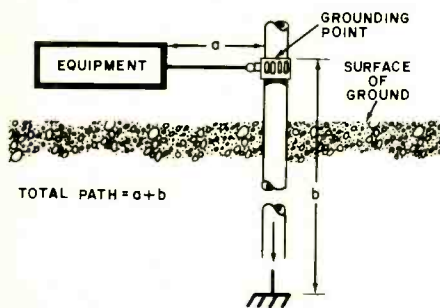


Fig. 2. Total distance to ground includes from equipment to pipe and length of pipe to true ground.

transformer action that results in a high impedance to ground. If you suspect that this might be your problem, try making your ground connection at a different place or using a different length of wire between equipment and ground connection.

You might have to do some experimenting to eliminate the "odd-number" problem, but it will be worth it if you clear up the difficulty. Just

remember that the total path between equipment and earth ground is the length of the wire plus the length of the pipe between access point and true ground, as shown in Fig. 2.

Where No Access Exists. If you must operate your equipment in an area where no cold-water pipe provides an access to earth ground, you'll have to *make* access. The simple way to do this is to drive one or more 6' or 8' (1.83 or 2.44 m) metal rods or pipes into the ground and make your connection to it or them. One rod may not be enough; in which case, you might have to drive three or four rods into the ground 1 or 2 meters apart and tie them together with heavy-duty wire.

One or several short lengths of rod or pipe driven into the ground will usually do the job. If not, the reason is that the actual soil resistance varies from one location to another. The following list gives "typical" resistance figures for various types of soil, based on 1 ohm as the resistance of sea water:

Rich soil, plains	300 ohms
Hills, forest	750 ohms
Rocky, dry and sandy	2500 ohms
Industrial area	5000 ohms

Where poor soil conditions exist, you'll have to try a different approach for obtaining a low-resistance earth ground. A lot of work will be involved, but it will be worth it if you can solve all or most of your grounding problems. The trick here is to bury a few square feet of copper sheet or galvanized sheet metal to which are attached one or more lengths of grounding rod or pipe.

As a general rule of thumb, the deeper you bury the metal and/or the larger the area of the metal, the better will be the ground. But be practical. Try for a minimum depth of more than 1 meter (39.7") and a minimum area of about 0.37 sq. m (24" square) for the sheet metal. Before lowering the sheet metal into the hole, line the bottom of the hole with a mixture of charcoal and rock salt to a depth of about 15.2 cm (6"). Water down the charcoal/salt mixture. Then attach the rod or rods to the sheet metal and lower this into the hole, followed by a layer of the charcoal/salt mixture. Water the mixture. Then fill the hole with soil, tamping it down solidly. Water down the soil, but don't turn it to mud, to help in settling and assure good conductivity. (See Fig. 3 for details.)

After making your ground connec-

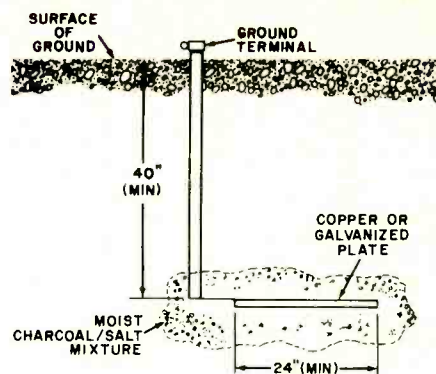


Fig. 3. Details of how to make a good earth ground by burying a metal plate several feet down.

tion to the rod or rods, water down the area periodically to prevent it from drying out and maintain good low-resistance earth ground contact.

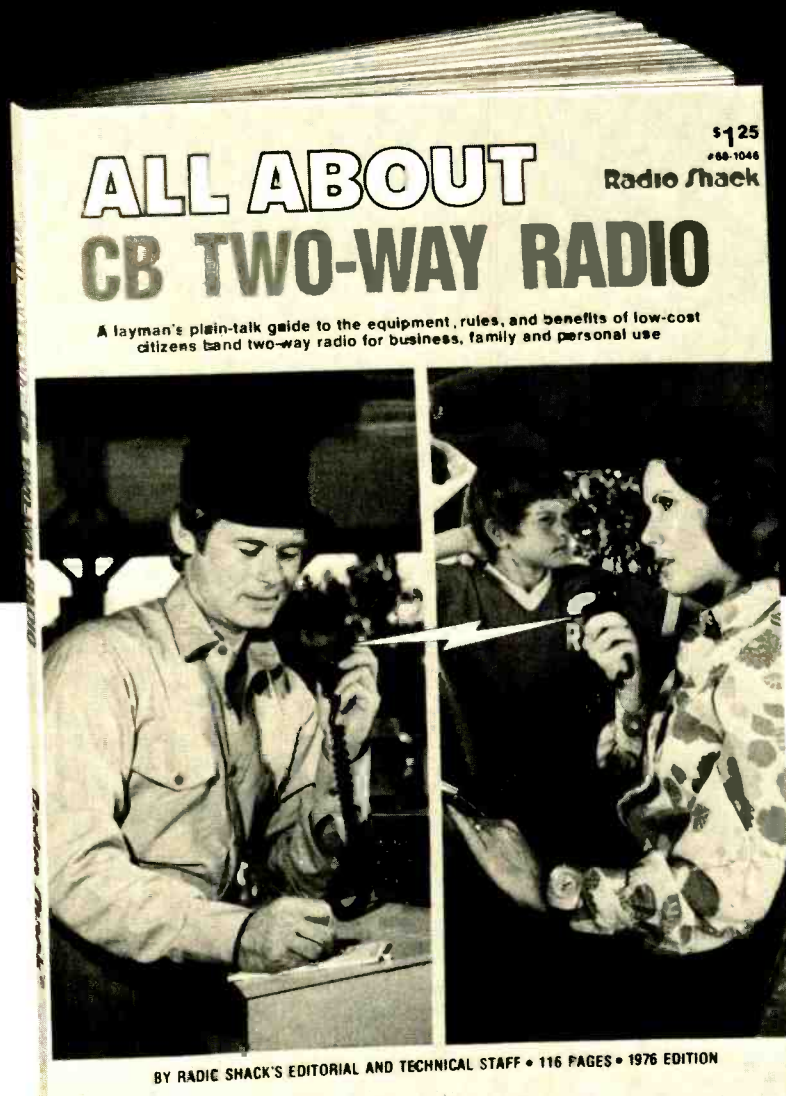
Finishing Steps. Once you have a good connecting point for access to a low-resistance earth ground, you must give some consideration to the equipment itself and the area in which the equipment is to be operated. The first thing you should do, therefore, is set up the electrical environment.

If your equipment is on a metal table, ground the table. For a wood table, run a ground wire around the top or tack a metal screen to the bottom surface of the table top and connect the screen to ground. If you're operating your equipment in an area that's carpeted, a good practice is to put some wire screening under the carpet and ground it. Then connect the exposed metal part of each light fixture to ground through a separate grounding wire. Don't hook all fixtures up in series and run a single wire to ground. (Grounding lighting fixtures is a pretty good cure for fluorescent-light interference.) Finally, ground the frames of all electric motors that might be close enough to cause interference. Again, run a separate grounding wire to each motor.

The simplest way to ground your equipment is usually the best. If various pieces of equipment are physically close to each other, a single length of wire fastened to each of their chassis and to the grounding point will do.

Our closing advice is this: Once you have everything working properly, periodically check out your grounding system to make sure that its integrity is intact. This way, you'll be sure you get the most from your ground for many years to come.

Everything you need to know about CB is in this new book by Radio Shack



SPECIAL INTRODUCTORY OFFER!

Reg. \$1.25 CB Book

25¢

* WITH THIS COUPON
Offer Good at Participating Radio Shack Stores and Dealers
NONE SENT BY MAIL 719

9 Plain-Talk Chapters:

- Personal Two-Way Communications
- Taking the Mystery Out of CB
- Parts of the System
- How Far You Can Expect to Talk
- Equipment Selection
- Installation
- FCC Regulations
- CB Tomorrow
- Detailed Glossary
- Plus —
- 10-Codes ■ CB Slang
- FCC Field Offices
- Over 100 Pictures

Our just-published 116-page CB pocket-size book is available now at Radio Shack stores at a "give-away" price of just 25¢, prior to its listing in our catalog at \$1.25. If you're into CB 2-way radio or getting in (as who isn't!) you'll want this book to avoid costly errors.

Edited by the folks who started our famous Realistic® CB line in 1959, it's authoritative, very easy to read, and tells all about CB for business, family and personal use. *Get your \$1-off copy—bring this coupon to any nearby participating Radio Shack store or dealer TODAY!

Radio Shack® LEADING THE WAY IN CB SINCE 1959
A TANDY COMPANY

CIRCLE NO. 52 ON FREE INFORMATION CARD.

If you can't go to college for your career in electronics -read this!

CREI brings college-level training to you with eight educational advantages, including special arrangements for engineering degrees

The best way to qualify for top positions and top pay in electronics is obviously with college-level training. The person with such training usually steps more quickly into an engineering level position and is paid considerably more than the average technician who has been on the job several years.

A regular college engineering program, however, means several years of full-time resident training—and it often means waiting several years before *you can even start your career*. This, of course, is difficult if you must work full time to support yourself and your family.

If your career in electronics is limited without college-level training, take a look at the advantages a CREI home study program can offer you.

1. Convenient Training

CREI brings the college to you. Through the convenience of home study, you receive exactly the same level of training you will find in any college or university offering programs in electronic engineering technology. With CREI, however, you can "go to college" whenever you have spare time at home or on the job.

2. Specialized Programs

With CREI, you enjoy the advantage of *specialized* training. That is, your program will include only those courses directly applicable to your career in electronics. We omit such courses as English, social studies and other subjects, which are usually required in resident schools. Therefore, with CREI, you move ahead faster to the more interesting and useful part of your training.

3. Practical Engineering

CREI programs give you a *practical engineering* knowledge of electronics. That is, each part of your training is planned for your "use on the job." By using your training, you reinforce the learning process. And by demonstrating your increased knowledge to your employer, you may qualify for faster career advancement.

4. Engineering Degrees

CREI offers you a number of special arrangements for earning engineering degrees at recognized colleges and universities. You can earn college credit while you are taking your CREI program or apply later, whatever is best for your career plans.

Career Training at Home

5. Unique Laboratory

Only CREI offers you the unique Electronic Design Laboratory Program. This complete college laboratory makes learning advanced electronics easier and it gives you extensive practical experience in many areas of engineering, including design of electronic circuits. No other school offers this unique program. It is a better "Lab" than we have found in many colleges. And the professional equipment included in the program becomes yours to keep and use throughout your professional career.

6. Wide Program Choice

CREI gives you a choice of specialization in 14 areas of electronics. You can select exactly the area of electronics best for your career field. You can specialize in such areas as computer electronics, communications engineering, microwave, CATV, television (broadcast) engineering and many other areas of modern electronics.

7. Prepared by Experts

Experts in industry and technical organizations of government develop CREI programs. Each part of your training is developed by a recognized expert in that area of electronics. That means you get the most up-to-date and practical instruction for your career.

8. Industry Recognition

That CREI training is recognized by industry and government is evident from the fact CREI provides training to advanced technical personnel in over 1,700 technical organizations. Many subsidize the training of their employees with CREI. If there is any question about the advantages of CREI training for you, ask your employer or any engineer to evaluate the outline of a CREI program for you.

Other Advantages

Of course, there are many other advantages to CREI training. For example, throughout your training, CREI's staff gives you personal instruction for each step of your program. And in many industrial areas, both in the U. S. and abroad, CREI Field Service Representatives provide a number of important personal services for your training and your career.

FREE Book

There isn't room here to give you all of the facts about career opportunities in advanced electronics and how CREI prepares you for them. So we invite you to send for our free catalog (if you are qualified). This fully illustrated, 80 page catalog describes in detail the programs, equipment and services of CREI.

Qualifications

You may be eligible to take a CREI college-level program in electronics if you are a high school graduate (or the true equivalent) and have previous training or experience in electronics. Program arrangements are available depending upon whether you have extensive or minimum experience in electronics.

**Send for this FREE Book
describing your opportunities
and CREI college-level
programs in electronics**



Mail card or write describing qualifications to

CREI **CAPITOL
RADIO
ENGINEERING
INSTITUTE**


McGraw-Hill Continuing Education Center
3939 Wisconsin Avenue Northwest
Washington, D.C. 20016

Accredited Member National Home Study Council

GI Bill

*CREI programs
are approved
for training of
veterans and
servicemen under
the G.I. Bill.*

IT ADDS UP-




MP-A processor card. A complete microcomputer system on a single card. It features the "Motorola" MC6800 processor. The powerful memory orientated processor that is rapidly becoming the standard of comparison in the industry. Also on this board is the MCM6830L7[®] Mikbug ROM, MC6810 RAM and the MC14411 baud rate generator. The crystal controlled master clock oscillator and tri-state data bus drivers complete the board. Everything works from a single 5.0 Volt supply.

MP-A. \$145.00


MP-M main memory card. This circuit board contains two blocks of 2,048 words of memory. Each part has its own supply regulator and can operate independently of the other half. The memory chips are the proven reliable 2102 static type. They are capable of cycling fast enough to allow full speed operation of the processor at all times. No waiting for refresh cycles and no problems with "flakey" memories. Only a single 5.0 Volt supply required.

MP-M. \$125.00



MP-C serial control interface. This programmable interface may be used to connect the computer to either a video terminal or TTY current loop system. Directly compatible with either system. No hardware changes.

MP-C \$40.00




Chassis, mother board and power supply. Anodized cabinet with perforated cover for cool operation. Ten amp power supply will power fully expanded system of up to six memory cards and eight interface cards.

MP-B—Mother Board. \$40.00

MP-F—Chassis \$30.00

MP-P—Power Supply \$35.00



TO A GREAT COMPUTER SYSTEM

SwTPC 6800
Computer System

with serial interface and 2,048 words of memory. \$395.00



Mikbug[®] is a registered trademark of Motorola Inc.

Enclosed is \$395 for my SwTPC Computer Kit Send Data

or BAC _____ # _____

or MC _____ Ex Date _____

NAME _____

ADDRESS _____

CITY _____ STATE _____ ZIP _____

Southwest Technical Products Corp., Box 32040, San Antonio, Texas 78284



A New Audio "ROOM EXPANDER"

Digital Time Delay System produces controllable reverb.

BY LESLIE SOLOMON, Technical Editor

THE AUDIO world has generally been thought of as purely analog—about as far removed from digital electronics as one could get. There have been some attempts to produce digital power amplifiers; but, so far, digital circuitry has made no inroads on actual signal generation and reproduction. (The use of digital peripheral equipment such as level meters, timers, or counters is not actually part of the generation or reproduction of the audio signal.)

Things may be changing, however, with the advent of a new approach to reverberation called a "Digital Time Delay System" (also referred to as an acoustic room expander) introduced by Audio Pulse Div. of Hybrid Systems (Bedford Research Park, Crosby Dr., Bedford, MA).

In real acoustic space, the various reflected sounds arrive at the ear later than the primary (direct) sounds, and the larger the concert hall, the later the reflected sounds arrive. Obviously, this concept has been considered before. Former approaches to reverb have ranged from the use of mechanical springs to charge-coupled electronic devices. (Commercial time de-

lays as used in recording studios are far too expensive for home use at present. The Audio Pulse Digital Time Delay System is \$585.)

Digital Techniques. The technique used in the space expander involves the equivalent of 150,000 transistors (in IC form). The operation is accomplished by encoding each channel of a stereo pair into digital form (a series of pulses) and depositing the pulses in a shift register. The latter can be thought of as a long hollow tube in which different colored balls (representing the 1's and 0's of the digital logic) can be inserted in serial fashion. If the differently colored balls are inserted in a particular pattern, they will come out the far end of the tube in exactly the same order. The length of the tube determines the amount of time (delay) required for the balls to go from input to output. In the electronic shift register, a set of voltage levels represents the predetermined 1's and 0's, and a clock pulse steps them along. The number of "cells" in the register then determines the time required for the digital pulses to pass through the register.

The technique used is not pulse-code modulation, in which a group of pulses represent the instantaneous *amplitude* of the input signal. (This requires 10 to 12 pulses per group to reproduce wide-range musical signals.) Instead, the space expander uses "delta modulation" in a circuit that generates a continuous series of pulses whose rate reflects the moment-to-moment *changes* in the audio input level. This is an efficient method of encoding because only about half as many pulses are required per second.

A single time-delay system can accurately simulate only one reflected sound, or a single echo. To provide the ambiance created by the many reflected sounds in a concert hall and avoid the single echo effect, the space expander uses a cross-channel recycling loop technique. Each side of the stereo pair is not only delayed but recycled back to the opposite side at a reduced level that corresponds to the normal attenuation of a sound wave reflected and re-reflected. Consequently, the composite right and left audio output signals contain dozens of delayed signals decaying exponen-

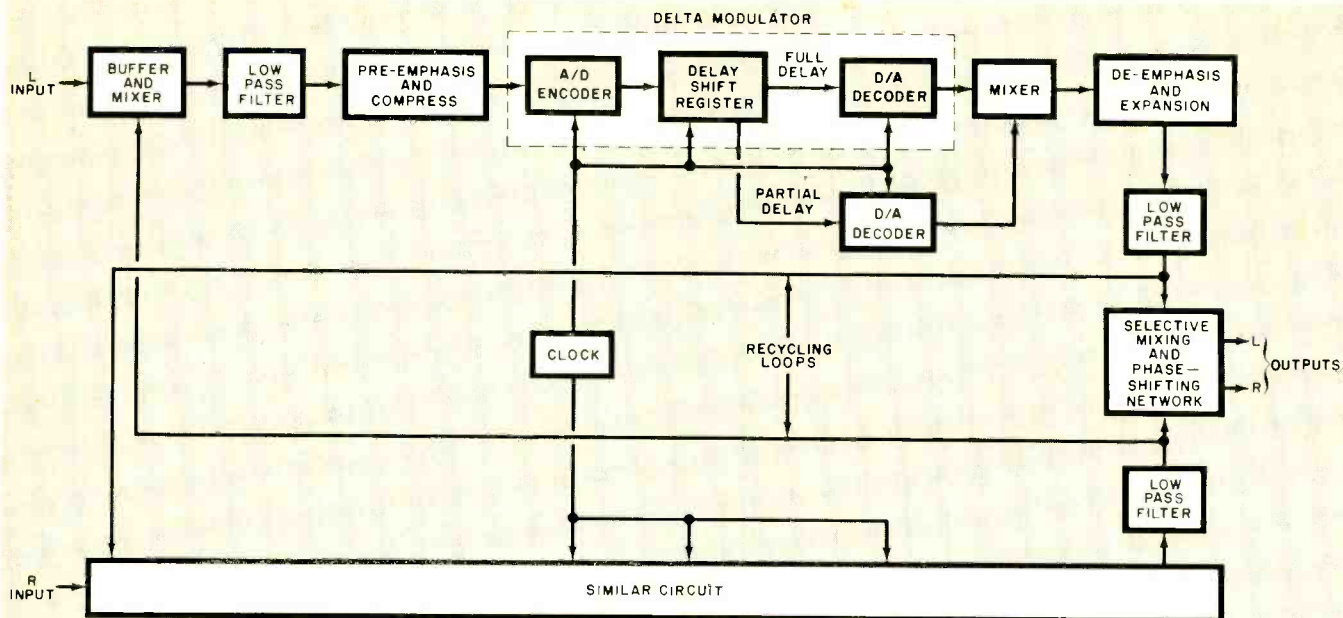


Fig. 1. Conventional stereo signals are delayed by selected time intervals, then recycled cross-channel to produce a reverberation that simulates the concert hall. No special program source is required.

tially in amplitude—much like the reverberant decay of sound in a hall.

Another effect found in a concert hall is that the reverberant energy arriving at the listener's ears is largely randomly phased and seldom exhibits exact left-right symmetry. To provide this effect, the space expander has a phase-shifting network that ensures that the delayed signals have a non-localized character typical of reverberant field energy in acoustic space.

Recycling Loop. The block diagram in Fig. 1 shows one of the recycling loops. The most important element of the system is the delay-modulation-with-memory block, shown in more detail in Fig. 2. Three elements are involved: an encoder to process the audio input, a shift register to provide time delay, and a decoder to convert

the digital information back to analog form.

The input audio is applied to a comparator, which is essentially a high-gain open-loop op amp. The output is either the full supply voltage or zero, depending on the relationship between the two inputs. There is no intermediate output. In this circuit, the second input to the comparator is from a ramp generator, whose output can be anywhere between a lower and upper limit, depending on the input. If the audio input to the comparator is greater than that from the ramp generator, the comparator's output is a logic 1. If the audio input is less than the ramp generator's output the comparator's output is logic zero.

Thus, the ramp generator's output is compared to the audio input and the output of the comparator is essentially

an error signal. It indicates whether the ramp voltage is above or below the input audio voltage.

The output of the comparator is applied to a short-term digital memory, formed by a cluster of cells that can be set to either a 1 or 0 state. Every few microseconds (as determined by the system clock), the comparator's state is transferred into the memory, which stores the digital data and contains a recent history of the input.

As the clock pulses continue, the digital data in the memory are fed to a weighting network that generates a voltage to control the output of the ramp generator.

The output of the memory is also supplied to the shift register. The same clock pulses that operate the encoder digital memory also step the delay shift register. The output of the register is identical to the input, but delayed. When the delayed pulses reach the decoder, they are stored in a memory similar to that in the encoder. Then, as the clock pulses proceed, the data is passed to a weighting network similar to that in the encoder.

The weighting network controls another ramp generator to reconstruct the original audio input. A low-pass filter removes the sharp corners of the waveform and provides a smooth replica of the original signal.

Note that, in Fig. 1, the delta modulator has two outputs. One is the full delay of the register, while a partial delay is tapped off the shift register farther down the memory.

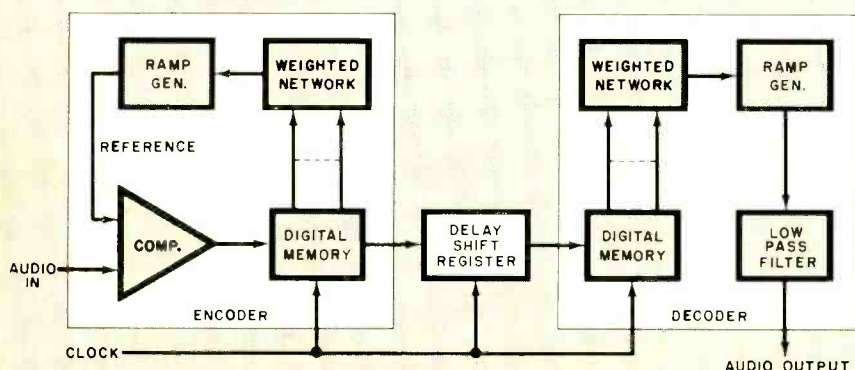


Fig. 2. The heart of the system is the delta-modulation with memory circuit shown here in block diagram form.

16 ways to move ahead in electronics!



Choose the one that's just right for you...the one that can make your future more rewarding, more secure, more enjoyable...starting now! These ways to move ahead are yours from Electronics Technical Institute...the finest electronics home study courses and programs ever offered!

Fundamental Electronics

Get a solid foundation for entering the fast-moving world of electronics where today is great, and tomorrow will be greater. Learn it the simple, easy, step-by-step, programmed way called *Autotext*, exclusive with ETI!

Electronics Drafting

Learn a vitally needed specialty that translates new technological concepts and developments to the practical drawing board. Become a specialist-in-demand, through ETI's training. Learn it at home...get your future moving now!

Color TV Servicing

There's a real future waiting for the established color television technician. You become that technician through this program that takes you step-by-step to *theoretical and practical* mastery of color TV. Get your tomorrow started today!

Master TV/Radio Servicing

Here is true "master" preparation for a career that can take you as far as you want to go into radio and television servicing, both black and white, and color. The helpful, practical ETI way can be your way to more money, security, success!

Communications

ETI's communications program opens up a whole range of career development possibilities in electronics. Solid-state receivers, solid-state audio equipment, communications equipment, CATV, as well as preparation for FCC-licensed positions in commercial broadcasting and mobile communications. You can find a real future here!

Industrial Electronics

You open great career opportunities through this program, as instrumentation technician, electronic equipment maintenance technician, electronic calculating machine technician and audio technician. It also prepares you to move into and up in communications, automation and industrial electronics!

Digital Technology

Join the digital revolution which is radically altering our lives today and tomorrow. Get solidly trained in the new digital specialties that can lead to a real future as a digital control technician, electronic calculating machine technician, field representative, computer sales representative, manufacturer's representative.

Electronics Technology

Learn electronics across the board! You'll be ready for real career advancement with training that can lead to technical positions in communication, automation and industrial electronics, and can also help you in sales positions, management and administration.

Computers

ETI offers training opportunities in Computer Technology and Computer Programming. Learn at home, and get ready to enter a field where incredible developments are sure to continue. It's practical, useful—the step-by-step ETI way!

Advanced Electronics

Want greater challenges and career advancement? This course is for you. It can be valuable preparation not only for a technical career, but also for the fields of sales, management and administration. Make your move now!

Digital Electronics—Advanced

Here's a special course for those already in the field of digital electronics, ready to move into more advanced areas. This is how to move up in sales, management and administration. Here's your tomorrow!

Black and White TV Servicing—Advanced

This can be your own "advance" course to black-and-white TV competence from A to Z. You'll construct a receiver yourself, if you wish. A key to lifetime success!

Industrial Instrumentation—Advanced

Move up in the world...the wonderful electronics world! This course opens up a whole range of careers in the industrial field, as instrumentation technician, laboratory technician, process control technician or electronic calculating machine technician. Get ready...and go!

Color TV Servicing—Advanced

Here is the "graduate" course in color TV for those who already know television fundamentals. You'll learn color TV from top to bottom, build your own set if you choose. A great way to build your future!

Solid-State Electronics—Advanced

Applications of transistors are increasing all the time and the transistor may be a breakthrough


comparable in importance to the development of nuclear energy. Solid-state can mean your solid career development, too, through ETI!

FCC License Preparation

Here is real down-to-earth practical preparation to take your 3rd, 2nd or 1st class Federal Communication Commission Radio-telephone License examinations. Get yourself ready now for any of the FCC-licensed positions involving broadcasting, mobile communications, microwave communications links, marine communications equipment or in many other positions in solid-state, communications, CATV. Get ready for tomorrow...today!

Get all the facts...free!

Send the coupon now for ETI's colorfully illustrated new



44-page catalog giving you all the details. You owe it to yourself.

There's no obligation, and no salesman will call. Send for yours today!

Electronics Technical Institute

Division of Technical Home Study Schools

Electronics Technical Institute, Dept. 2-473-056
Little Falls, New Jersey 07424

Send me the Electronics Technical Institute Catalog.

Name _____
Address _____ (please print)
City _____ State _____ Zip _____

Interested in another field? Check the Technical Home Study School program that interests you most. No salesman will call. PLEASE CHECK ONLY ONE.

- | | |
|---|--|
| <input type="checkbox"/> Typewriter and Office Machine Repair | <input type="checkbox"/> Locksmithing |
| <input type="checkbox"/> Upholstery and Decorating | <input type="checkbox"/> Legal Investigation |
| <input type="checkbox"/> Accident and Insurance Claim Adjusting | <input type="checkbox"/> Security/Alarm Business |
| <input type="checkbox"/> Outdoor Careers in Conservation | <input type="checkbox"/> Photography |
| <input type="checkbox"/> Check here for information on Veterans Benefits. | |
| <input type="checkbox"/> Check here for information on learning by cassettes. | |

PIONEER HAS DEVELOPED A RECEIVER EVEN THE COMPETITION WILL ADMIT IS THE BEST.

One look at the new Pioneer SX-1250, and even the most partisan engineers at Marantz, Kenwood, Sansui or any other receiver company will have to face the facts.

There isn't another stereo receiver in the world today that comes close to it. And there isn't likely to be one for some time to come.

In effect, these makers of high-performance receivers have already conceded the superiority of the SX-1250.

Just by publishing the specifications of their own top models.

As the chart shows, when our best is compared with their best there's no comparison.

To begin with, the SX-1250 is at least 28% more powerful than any other receiver ever made. Its power output is rated at 160 watts per channel minimum RMS at 8 ohms from 20 to 20,000 Hz, with no more than 0.1% total harmonic distortion.

And, for critical listening, no amount of power is too much. You need all you can buy.

To maintain this huge power output, the SX-1250 has a power supply section unlike any other receiver's, with a large toroidal-core transformer and four giant 22,000-microfarad electrolytic capacitors.

But power isn't the only area in which the SX-1250 excels. The preamplifier circuit has an unheard-of phono overload level of half a volt (500 mV). This means that no magnetic cartridge in the world can drive the preamp to the point where it sounds strained or hard. And the equalization for the RIAA recording curve is accurate within

± 0.2 dB. A figure unsurpassed by the costliest separate preamplifiers.

Turn the tuning knob of the SX-1250, and you'll know at once that the AM/FM tuner section is also special. The tuning mechanism feels astonishingly smooth, precise and solid.

FM reception is loud and clear even on weak FM stations because the tuner combines extremely

high sensitivity with highly effective rejection of spurious signals.

Of course, the Pioneer SX-1250 carries a price tag commensurate with its position at the top. But if you seek perfection you won't mind paying the price.

If, on the other hand, you'd mind, look into the new Pioneer

SX-1050 or SX-950. They're rated at 120 and 85 watts, respectively, per channel (under the same conditions as the SX-1250) and their design is very similar. In the case of the SX-1050, virtually identical.

That means you don't just come to Pioneer for the world's best.

You also come to us for the next best.

For informational purposes only, the SX-1250 is priced under \$900. The actual resale price will be set by the individual Pioneer dealer at his option.




PIONEER

Anyone can
hear the difference.

U.S. Pioneer Electronics Corp., 75 Oxford Drive, Moonachie, New Jersey 07074.

	PIONEER SX-1250	MARANTZ 2325	KENWOOD KR-9400	SANSUI 9000
POWER, MIN. RMS, 20 TO 20,000 Hz	150W+60W	125W+125W	120W+120W	110W+110W
TOTAL HARMONIC DISTORTION*	0.1%	0.15%	0.1%	0.2%
PHONO OVER- LOAD LEVEL	500 mV	100 mV	210 mV	200 mV
INPUT PHONO/AUX/MIC	2/1/2	1/1/no	2/1/mixing	1/1/mixing
TAPE MON/DUPL.	2/yes	2/yes	2/yes	2/yes
TONE	Twin Tone: Bass-Bass- Treble-Treble	Bass-Mid- Treble	Bass-Mid- Treble	Bass-Mid- Treble
TONE DIFF.#1	Yes	Yes	Yes	Yes
SPEAKERS	A,B,C	A,B	A,B,C	A,B,C
SENSITIVITY (100 Hz)	1.5 μ V	1.8 μ V	1.7 μ V	1.7 μ V
SELECTIVITY	90 dB	80 dB	80 dB	85 dB
CAPTURE RATIO	1.0 dB	1.25 dB	1.3 dB	1.5 dB



A SIMPLE LOGIC PROBE

*Few parts combined
to provide a
versatile logic
state indicator.*

BY ROBERT LEFFERTS

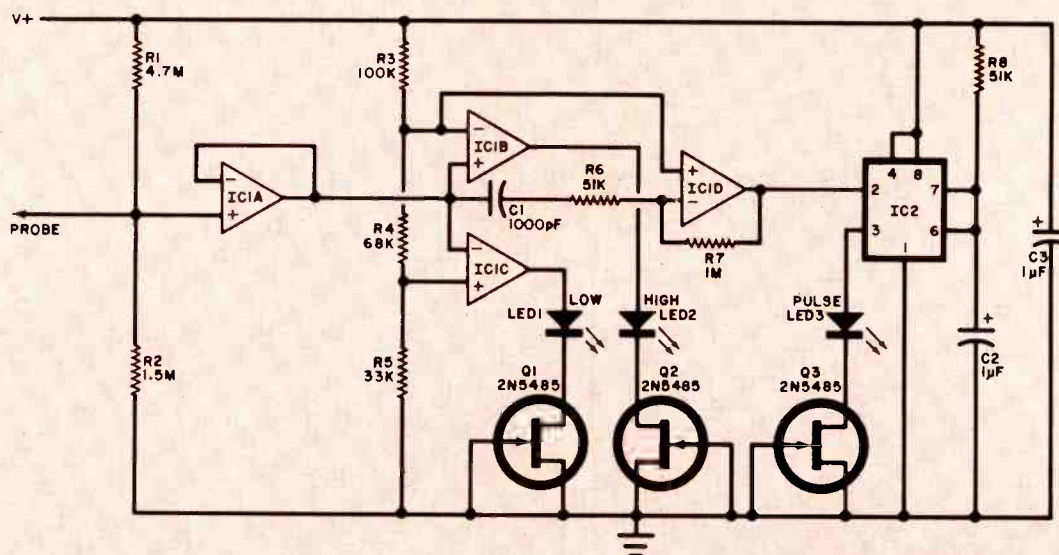
THIS circuit was inspired by R.M. Stitt's "Build a Direct Reading Logic Probe" in the September 1975 issue of POPULAR ELECTRONICS. Although the seven-segment display technique used in that article was intriguing, I found that it could lead to some problems. For example, if a signal is oscillating between about 0.5 and 3 volts, at a frequency of, say, 100 Hz, the signal would appear to be low, high and a pulse—all at the same time! Either the digit "8" would be displayed

15 volts and draws less than 12 mA. Its op amp input circuit has high input impedance and low capacitance.

Further, three LED's display high, low and pulse levels and the approximate duty cycle (indicated by relative brightness). The possible states displayed range from all three LED's lit (a square wave with about a 50% duty cycle and high and low levels above and below $V/2$ and $V/7$, respectively) to only the PULSE LED glowing. This indicates a train of narrow, positive- or

(IC1C) and high (IC1B) comparators, with thresholds of $V/7$ and $V/2$ furnished by the resistor string R3-R5. The input signal also drives IC1D, an ac amplifier with a gain of 20. This amplifier triggers IC2, a 555 one-shot with a pulse width of about 0.05 second. The state-indicating LED's are current limited by FET's Q1, Q2, and Q3.

Construction of the probe is a matter of taste, but most probably you'll want to assemble it in a cigar tube or a



PARTS LIST

C1, C2—1- μ F, 25-volt tantalum capacitor
C3—1000-pF disc capacitor
IC1—LM324 quad op amp
IC2—555 timer
LED1-LED3—20-mA light emitting diodes

Q1-Q3—2N5485, HEP F0021 field effect transistors
R1—4.7-megohm, 1/4-W, 5% resistor
R2—1.5-megohm, 1/4-W, 5% resistor
R3—100,000-ohm, 1/4-W, 5% resistor
R4—68,000-ohm, 1/4-W, 5% resistor

R5—33,000-ohm, 1/4-W, 5% resistor
R6—51,000-ohm, 1/4-W, 10% resistor
R7—1-megohm, 1/4-W, 10% resistor
R8—51,000-ohm, 1/4-W, 10% resistor
Misc.—Probe tip, case, pc or perforated board, solder, hookup wire, etc.

or, if the monostable overrode the high and low displays, a "P" would appear. However, there would be no relative indication of duty cycle.

The probe presented here not only solves this problem, but is also useful with CMOS logic levels, as well as 555 and other timer outputs. It will operate on supply voltages ranging from 5 to

negative-going pulses riding on a level somewhere between the lower and upper switching thresholds, or some other oscillation with amplitudes between these two levels.

Voltage follower IC1A, one fourth of an LM324 quad op amp, isolates the probe from the rest of the circuit and passes the input signal to the low

length of PVC tubing. Either pc or perforated board techniques can be used. LED size and color is left to the individual. Choose a distinctive color combination—possibly red for LOW, green for HIGH, and yellow for PULSE. After a few days of use, you'll probably agree that a versatile logic probe is very handy to have around. ♦

ADD SCORING AND SOUND EFFECTS TO LAST MONTH'S PONGTRONICS

This novel, low-cost circuit will provide greater interest to your TV table-tennis game.

TO ADD interest to your Pongtronics TV game (described here last month), you will want to build this optional assembly which provides sound effects and displays the score. It also serves the ball from the loser's side of the game court, with the speed of the serve determined by the BALL SPEED control on the main circuit board.

Scoring is displayed as two horizontal bars, one for each player, positioned just below the bottom court boundary. Two digital memories store the point information, while a simple D/A (digital-to-analog) converter generates the length-of-bar information. Every time the ball is missed, the loser's score bar lengthens in fixed increments. The game is over when a loser accumulates 12 misses. When the loser's bar extends completely across the playing court and the game ends, his paddle automatically disappears from the screen. (By using a bar-graph scoring approach instead of an on-screen numeric readout for the scoring, an expensive character generator is eliminated.)

The sound effects are generated by

using ball-paddle and ball-wall coincidence signals to trigger an audio oscillator that emits a bongo-drum-like "bonk" tone. If a paddle misses the ball and the latter goes off-screen, another audio oscillator emits a horn-like "braap" sound. These sounds can be tailored to suit individual tastes by juggling the component values in simple RC networks.


Theory of Operation. Figure 1 is a block diagram of the sound/scoring system. The scoring circuit is initiated by depressing the START/SERVE switch on the main game board. This resets two four-bit binary counters which are right and left memories to zero and launches the ball.

The voltage that corresponds to the horizontal position of the ball is picked up from the main game board and fed to the right- and left-miss comparators. When the ball misses either paddle, the ball-position volt-

age exceeds the comparator's reference voltage, forcing the comparator to change state. This generates a count pulse that goes into the appropriate point memory.

The outputs of the point memories are summed in resistor-network D/A converters that produce an analog current proportional to the state of the counter at any given moment.

A seven-stage circuit counts the number of horizontal scan lines from the bottom of the lower court wall to produce the scoring bars at the bottom of the TV screen. After detecting the seventh scan line, the counter operates an analog switch, or transmission gate. In one state, the analog switch passes the left score information to a current-controlled comparator referenced to the horizontal ramp from the main game board. The switch remains in this mode for eight scan lines, at which point, the scan-line counter turns it off. The length of the score bar is proportional to the current from the D/A network, which in turn is determined by the count stored in the memory.



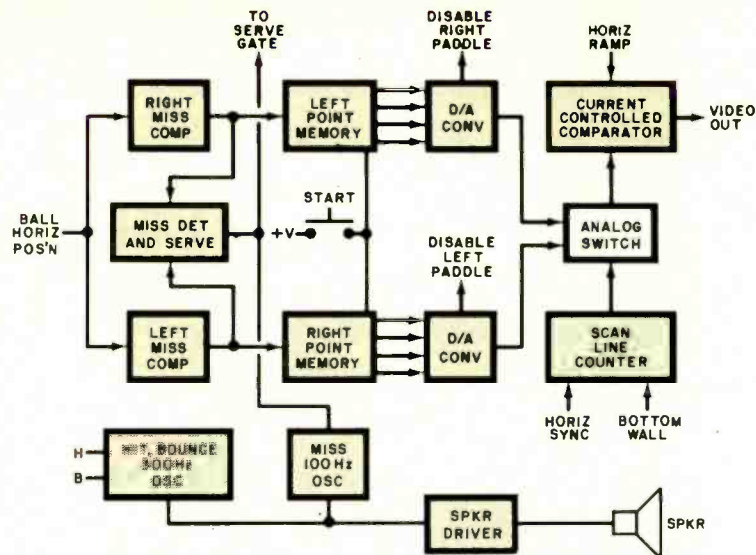


Fig. 1. Block diagram shows basic operation of the logic for the sound and scoring circuit.

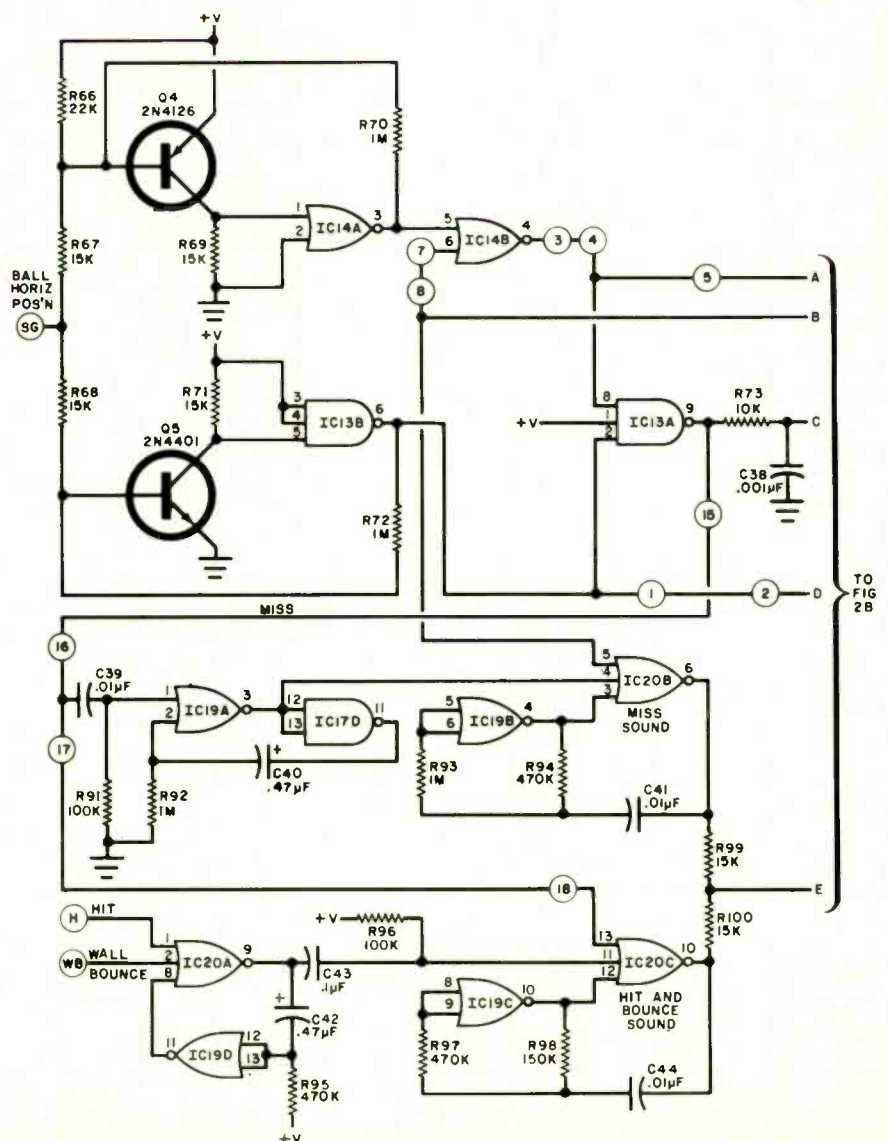
Eight more horizontal scan lines are counted to generate a space. Then the scan-line counter toggles the analog switch so that the right score data is introduced into the comparator. This score is also displayed in the following eight lines. Every 16.6 ms, or every vertical frame, the counter that controls the location of the scoring bar is reset, and the operation repeats.

When a score bar reaches a 12 count, the associated bar will have stretched across the screen. A gate then opens to blank out the losing paddle and lock up the serve gate, thus signalling the end of the game. To begin a new game, the SERVE/START button in the main circuit is pressed to repeat the cycle.

The hit and bounce "bonk" sound is produced by gating a 300-Hz oscillator for 8 to 10 ms. The miss "braap" sound

PARTS LIST

- B2—9-volt battery
- C38—0.001- μ F, 10% Mylar capacitor
- C39, C41, C44—0.01- μ F, 10% Mylar capacitor
- C40, C42—0.47- μ F, 20% tantalum capacitor
- C43, C47, C48, C49—0.1- μ F, 10% Mylar capacitor
- C45, C46—100- μ F, 16-volt aluminum electrolytic capacitor
- IC13—4023 triple three-input NAND gate
- IC14, IC19—4001 quad two-input NOR gate
- IC15—4007 dual transmission gate and inverter
- IC16—4024 seven-bit binary counter
- IC17—4011 quad two-input NAND gate
- IC18—4520 dual four-bit binary counter
- IC20—4025 triple three-input NOR gate
- Q4, Q6—2N4126 transistor
- Q5, Q7—2N4401 transistor
- The following resistors are 1/4-watt, 5% tolerance:
- R66, R84, R85, R87—22,000 ohms
- R67, R68, R69, R71, R99, R100, R102—15,000 ohms
- R70, R72, R92, R93—1 megohm
- R73—10,000 ohms
- R74, R78—820,000 ohms
- R75, R79—390,000 ohms
- R76, R80, R82, R83—200,000 ohms
- R77, R81, R91, R96—100,000 ohms
- R88, R98—150,000 ohms
- R89—4700 ohms
- R94, R95, R97—470,000 ohms
- R101—100 ohms
- R103—33,000 ohms
- R86, R90—50,000-ohm, 1/8-watt trimmer potentiometer
- Misc.—Printed circuit board; sockets or Molex Soldercons[®] for IC's (optional); solid hookup wire for jumpers; solid or stranded hookup wire for between-board interconnections; solder; 3/4" spacers; battery clip and mounting bracket; machine hardware, etc.



is produced by gating a separate 100-Hz oscillator for 300 ms.

How It Works. The complete circuit of the optional sound/scoring subassembly is shown in Fig. 2. Transistor Q4 and integrated circuit IC14A make up a normally on comparator whose reference voltage is determined by the values of resistors R66 and R67. Positive feedback to speed up switching time is provided by R70. Transistor Q5 and integrated circuit IC13B make up another normally on comparator, with R66, R67, and R68 determining the reference voltage. The inputs of both comparators receive the voltage that corresponds to the horizontal position of the ball from terminal SG on the main circuit board.

When the ball goes off-screen to the left, Q4 cuts off and IC14A pulses IC14B. This in turn toggles and deposits a count in score counter IC18B. When the ball goes off-screen to the right, Q5 and IC13B toggle left score counter IC18A.

When either comparator switches state, the output signal causes miss gate IC13A to change state. A slight delay, the result of R73/C38, is introduced into the signal applied to IC13C, which controls the serve gate on the main board. Hence, a miss with either paddle automatically initiates a new serve as well as stores a count in the proper counter.

Resistors R74 through R77 in the IC18B circuit convert the stored digital data into an analog current for the right signal. A similar function is served by R78 through R81 in the IC18A circuit as the left score keeper.

Used as an electronic switch to alternately multiplex the two bar scores on the TV receiver's screen, IC15 is a dual CMOS transmission gate with an internal inverter. The switch is toggled back and forth by an output from horizontal scan-line counter IC16. For example, when one portion of IC15 closes, the current from the right score resistor network is fed through R82 to the base of Q6. Simultaneously,

the other portion of the digital switch is open, disconnecting the left score information. The Q6/IC14C circuit forms a programmable comparator that mixes the resistor network current with the horizontal ramp determined by the current from Q6 in conjunction with the settings of R86 and R90. The settings of these trimmer potentiometers determine the length of each score increment by establishing the 0 starting and 12 ending points. NAND gate IC17A inverts the video score signal and, in turn, is enabled at the proper time by the horizontal scan line counter (IC16).

In the sound section, C39 and R91 differentiate the "miss" pulse and trigger monostable multivibrator IC19A/IC17D, which turns on the "miss" audio oscillator (IC19B/IC20B) for about 300 ms. The circuit generates the 100-Hz "braap" tone. The pin-5 input of IC20B goes to the "start" circuit to keep the "miss" oscillator off when the START button is pressed.

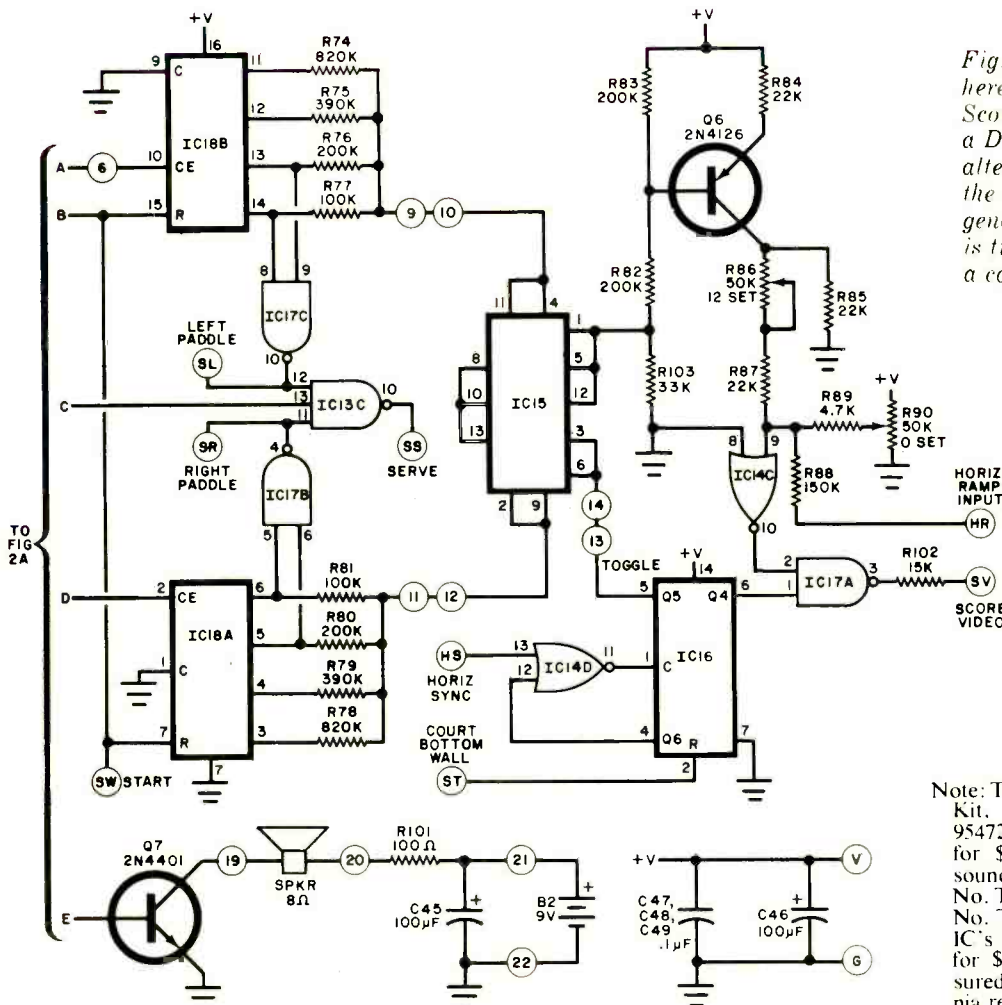
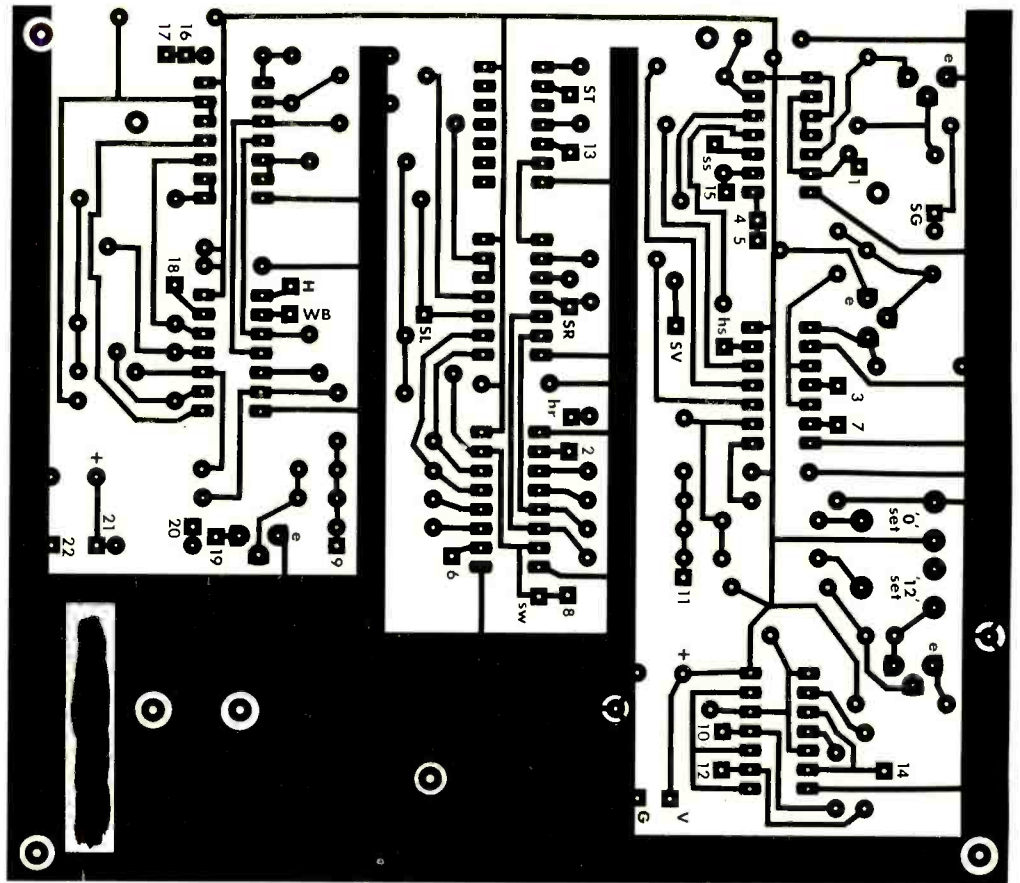


Fig. 2. Schematic is shown here and on opposite page. Scoring circuit consists of a D/A converter for each side, alternately switched into the Q6/IC14C comparator to generate bars. Sound circuit is two audio oscillators and a common audio amplifier.

Note: The following are available from Cal Kit, P.O. Box 877, Sebastopol, CA 95472: Printed circuit board No. TV-2 for \$8.50; complete kit of parts for sound and scoring option (less battery) No. TV-4 for \$33.00; IC13 through IC20 No. TV-7 for \$12.50; Set of sockets for IC's in sound/scoring option No. TV-9 for \$4.00. All items postpaid and insured. Add \$1.00 for handling. California residents, add 6% sales tax.

Fig. 3. Actual-size etching and drilling guide is at right. Component layout below. Note three holes that provide access to main trimmer controls.



WIRING TABLE

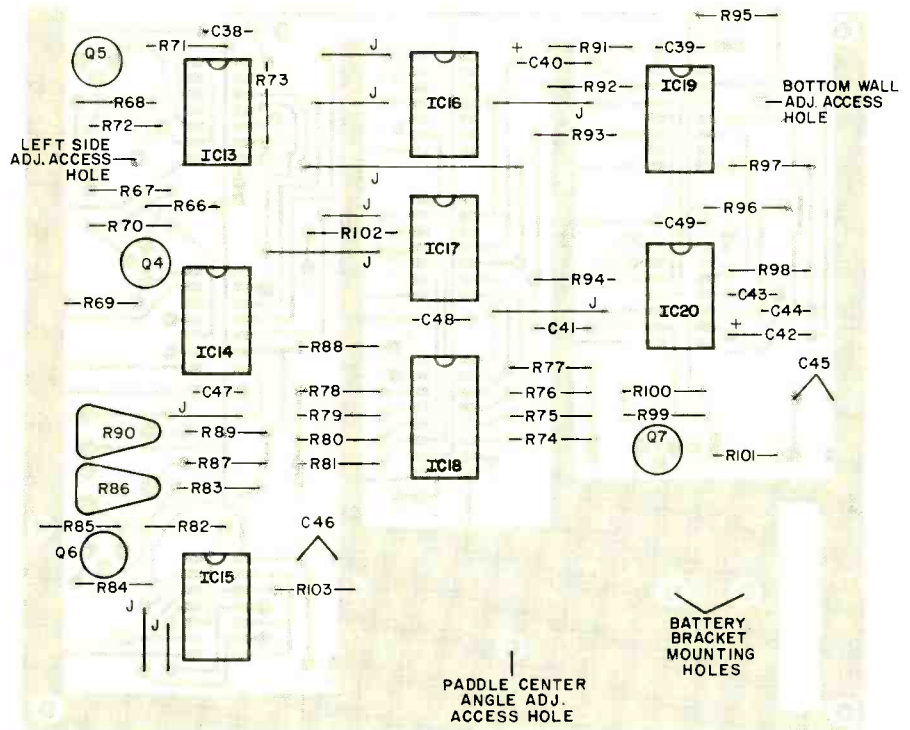
The following interconnections are to be made from one point on the sound/score board to another point on the same board:

From	To	From	To
1	2	15	16
3	4	17	18
5	6	19	SPKR
7	8	20	SPKR
9	10	21	B2+
11	12	22	B2-
13	14		

All interconnections between the main game board and sound/score board are to be made from pads with letter legends on the one to the same lettered legends on the other. For example: SG to SG, HS to HS, etc.

The following list identifies the functions at each lettered pad:

- SG Ball horizontal position
- HS Horizontal sync
- ST Bottom wall of court
- H Paddle and wall "hit"
- WB Wall bounce
- SW Start gate
- V +5.5-volt bus
- G Ground bus
- SS Serve gate
- SR Right-paddle control
- SL Left-paddle control
- SV Score video
- HR Horizontal ramp



Hit and wall-bounce signals come from pads H and WB on the main board to toggle monostable pulse stretcher circuit IC20A/IC19D. When this circuit triggers on, C43 and R96 generate a pulse that turns on "hit-and-bounce" oscillator IC19C/IC20C for about 10 ms. This oscillator pro-

duces the brief "bonk" sound. The pin-13 input of IC20C goes to the output of miss gate IC13A to disable this tone generator when the ball is off-screen. Resistors R99 and R100 sum the two audio signals for delivery to audio output transistor Q7. The output circuit is powered by its own separate

9-volt battery (B2), with C45 and R101 providing decoupling.

Construction. The sound/scoring assembly is designed to mount directly over the main game board with 3/4" (1.9-cm) spacers to provide separation. Shown in Fig. 3 are the actual-size etching and drilling guide and component placement diagram. Whether you make your own pc board or buy one from the source given in the Parts List, you'll have to enlarge the indicated holes to provide screw-driver access to the main-board controls.

Once the components are installed on the board, refer to the Wiring Table to interconnect the sound/scoring board and the rest of the circuit. Don't forget to remove the appropriate links on the main board when making the interconnections. Refer to last month's issue for details.

Checkout and Alignment. The following presupposes that your basic Pongtronics project is operating properly. When you turn on the power, the court should appear as usual, but you should also see the two scoring bars near the bottom of the screen. If necessary, move the bottom boundary of the court up on the screen to allow room for the scoring bars.

Play the Pong game for deliberate misses on one side of the court. Listen for the distinctive "bonk" when the ball hits the paddle and court walls and the "braap" when the other paddle misses and the ball goes off-screen. At the same time you hear the "braap," the appropriate scoring bar should lengthen and continue to lengthen for each miss. Finally, make sure that the ball serves automatically to the winner of the last point.

Reset for a new game. The scoring bars should immediately drop to their minimum lengths at the left side of the screen. Now, adjust zero-set control R90 until the two bars just barely show. Play the game, making all hits with one paddle and all misses with the other, for a count of 12. Each miss will lengthen that paddle's scoring bar one increment. At the end of 12 misses, the bar will be at its maximum length, and the losing paddle will disappear from the screen. Without resetting for another game, adjust 12-set control R86 until the score bar just touches the right side of the screen. This completes the checkout and alignment procedure. ♦

Den nya handlic 2305 Basstationen har sensationell prestanda!

In the USA this means: "The new Handlic 2305 Base Station is a spectacular performer!"

- Built-in "Priority Channel" can be switched on so that a pre-selected channel (i.e. Emergency CH-9) will override any other channel being used.
- Full 23-CH operation on 110VAC or 12VDC.
- Selectivity — 90dB at ±10KHz.
- Sensitivity — 0.5µV at 10dB S/N.
- Built-in PA Facility.
- Automatic Gain Control.
- Automatic Noise Limiter Switch.
- Selective Call Facility.
- Built-in SWR Bridge and Illuminated S/R/F Meter.
- Complete with 'Mic', AC cable, crystals for 23-Chan's; jacks for Selective Call, external speaker, PA speaker and hand-held telephone.



Handlic CB radios include: mobile/base transceivers; hand-held personal portable CB systems; scanners with FM radio option; antennas; microphones; selective call; and a full line of accessories.

Send For FREE Catalog!



handlic U.S.A. Inc.

14560 N.W. 60th Ave., Kennedy Bldg.,
Miami Lakes, Fla. 33014 (305) 558-1522

In Canada: Scotcomm Radio Inc., Chomedey, Laval, Quebec



THE DEPENDABLE CB FROM SWEDEN

CIRCLE NO. 29 ON FREE INFORMATION CARD

EXAMPLES

TTL IC's	
7400	6/1.00
7493	3/1.00
74107	3/1.00
DIODES	
1N753A	6/1.00
1N914B	15/1.00
1N4001	20/1.00
C-MOS	
4001	4/1.00
4049	2/1.50
4518	1.00
LINEAR IC'S	
LM309K	1.00
LM741M	3/1.00
NE555V	2/1.00



FREE NE 555 V [Timer]

Give us your name & address. We will send you an NE555V & our catalogue with 1,000's of the best deals you have seen.

Video Game Kits, Hobby Kits, TTL-LINEAR C-MOS-MEMORY IC's, Hardware, Switches, Resistors, & many more.

POTENTIOMETER ASSORTMENT
10 (each different) for 1.00

RESISTORS 1/4 Watt 5% 100/1.95

JADE Co

P.O. Box 4246 -Torrance, Ca. 90510
Telephone 213-320-1250

EXAMPLES

MEMORY IC's	
P1101A	2.25
P2102A	2.00
N8223B	3.00
TTL Low Power	
74L10	4/1.00
74L73	2/1.00
74L86	2/1.00
TRANSISTORS	
2N2222A	5/1.00
2N3638	6/1.00
2N4402	8/1.00
7500 Series	
75150	2.00
75452	2/1.00
75491	3/1.00



CIRCLE NO. 35 ON FREE INFORMATION CARD

A "JUNK-BOX" 5-VOLT POWER SUPPLY

BY R. C. FOSS

Discrete circuit made from spare parts gives IC-regulator performance.

WHEN a breadboard project calls for a regulated 5-volt supply, most experimenters instinctively reach for a 109-type IC. But suppose you're fresh out of 109's? The circuit described here can be built from junk-box parts, offers 0.15-volt stability, 5-mV noise and ripple, automatic current limiting, and an overload indicating light!

No transistor type numbers are shown in the schematic diagram, as almost any will do. The pnp series-pass transistor, *Q1*, is a power type with a rated BV_{CEO} of 15 volts, and a minimum current gain of about 30 at 1 A. If the power device you have on hand has a gain a bit lower than 30, *R3* can be reduced to compensate. Enough heat sink should be provided to dissipate 7 or 8 watts under worst-case overload conditions. As shown, the collector is the positive output rail. A piece of aluminum bolted to the + terminal will do nicely. If you want to use an npn power transistor, invert the entire circuit into its complementary form. Thus the transistor's case is

conveniently grounded, and the chassis can be used for heat sinking. It's even possible to use a germanium transistor if *R2* is lowered to about 22 ohms to allow for the lower V_{BE} .

The other two transistors are general-purpose, small-signal silicon devices. Similarly, resistors are not critical. A two-watt wirewound component should be used for *R1*. A length of resistive wire wrapped on the body of a higher-value resistor can form *R1*. Resistor *R3* should be a carbon half-watt component.

About the circuit. The LED is used as a reference voltage source with an output of about 2 V. (The forward voltage drop of most GaAsP yellow, green, or orange LED's will vary from 2.0 to 2.2 volts. Select one with a V_o close to 2.0 V.)

Feedback action sets the base of *Q3* to about one V_{BE} below the reference voltage on its emitter. So, *R5*, the 1000-ohm trimmer potentiometer, will generally be set about $\frac{3}{4}$ of the way "down" for a 5-volt output. Since the

V_{BE} of *Q3* and the turn-on voltage of the LED usually have similar temperature coefficients, this simple reference-comparator combination works surprisingly well.

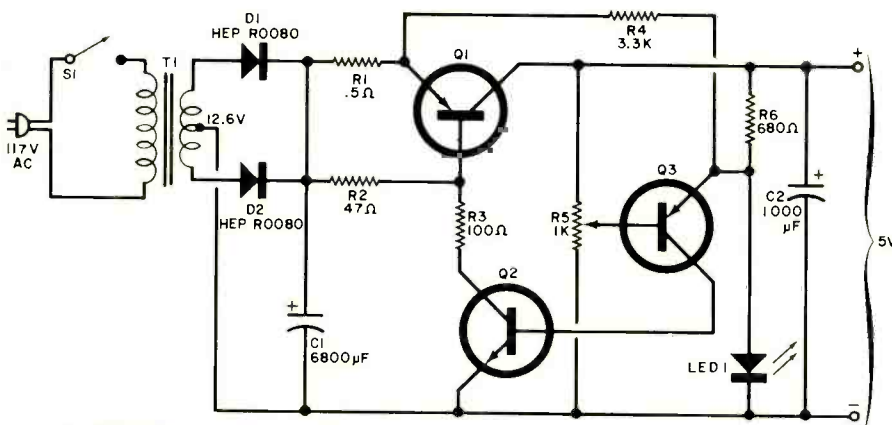
The collector provides base current for *Q2*. This transistor's collector resistor, *R3*, together with *R1* and *R2*, limit the maximum (overload) current of *Q1*. As more output is demanded, *Q3* and, in turn, *Q2* turn increasingly "on," grounding the bottom of *R3*. This action sets up a voltage divider, *R2* and *R3*, limiting base drive to *Q1*.

A variable resistor in series with *R3* can be inserted to set lower current limits. This is especially desirable when the supply is feeding easily damaged, low-power devices. Maximum current output of the series pass transistor is set by *R1* and *R2*, and *R3* limits the base current into it. Thus, there is current-limiting action.

Because *Q3* and the reference LED are fed from the stable side of the supply, the circuit gives excellent rejection of ripple and input variations. If *R4* is excluded, complete current shut-off will occur when the supply is short circuited. Although this is very desirable in protecting the load, it also means that the circuit will not self-start! At the specified value, *R4* bleeds enough current into the error amplifier (*Q3*) to allow start-up against a 5-ohm load. If desired, a normally open pushbutton switch can be placed in series with *R4* to get the best of both configurations.

The LED also acts as a pilot light—it will extinguish when the power supply is shut down by overload trip-out.

Construction. The builder has as much flexibility in choosing construction techniques as he has in selecting semiconductors. Perforated or printed circuit board can be used. The project can be installed in any suitable enclosure. The only adjustment that must be made is the setting of *R5*. Adjust it so that the output is 5 volts. Once the setting has been determined, fixed resistors can be substituted for both sides of the potentiometer for stability. ♦



In this simple circuit, LED1 acts as a voltage reference and pilot light.

PARTS LIST

C1—6800- μ F, 15-V electrolytic capacitor
C2—1000- μ F, 15-V electrolytic capacitor
D1, D2—HEP R0080 rectifier or equivalent
LED1—See text.
Q1—Pnp power transistor. (See text.)
Q2, Q3—General-purpose silicon transistors
The following fixed resistors can be 5 or 10% tolerance.
R1—0.5-ohm resistor. (See text.)
R2—47-ohm, $\frac{1}{2}$ -W resistor

R3—100-ohm, $\frac{1}{2}$ -W resistor
R4—3300-ohm, $\frac{1}{2}$ -W resistor
R5—1000-ohm, linear-taper potentiometer
R6—680-ohm, $\frac{1}{2}$ -W resistor
S1—Spst switch
T1—12.6-volt, 3-A center-tapped transformer (Radio Shack 273-1511 or equivalent)
Misc.—Perforated or printed circuit board, machine hardware, hookup wire, binding posts, solder, line cord, suitable enclosure, etc.

NOW YOU CAN BUILD AN INCREDIBLY SMALL ELECTRONIC CALCULATOR...

...at an incredibly small price.



Sinclair's Do-It-Yourself Electronic Calculator Kit: Build your own Cambridge in less than three hours. All parts are supplied—all you need is a soldering iron and a pair of cutters. Complete step-by-step instructions are included and our Service Department will help you with any questions that come up.



The Sinclair Cambridge Electronic Calculator is a model of tidy engineering. It weighs in at a slight $3\frac{1}{2}$ ounces. Measures a mere $4\frac{1}{2}'' \times 2'' \times \frac{3}{4}''$. And holds its own against heavier competition. You see, we not only make it small. We make it better—with a flexible constant that functions during mixed calculations. And accuracy that extends beyond the 8-digit display. Which means that very large, or very small, intermediate results do not affect final answers. Today you expect certain features in a pocket calculator—8 digits, a four-function constant, algebraic logic—and yet it's exceptional to find them all in one machine. Particularly one as handy as the Sinclair Cambridge.

8-digit display. Full zero suppression on results. Exclusive ultra-violet screen gives extra visibility in bright light.

Fully-floating decimal point. Positions itself automatically throughout chain calculations.

C and CE button. To clear machine or clear last entry.

Positive keyboard. Keys operate with an audible click – no need to check display to see whether an entry has registered.

Algebraic logic. Allows completely straightforward entry of calculations – even of the type $10 - 6 =$. (Many calculators still require you to enter $10 \pm 6 =$ or $10 + 6 =$.)

Constant on all four functions. Powerful constant operated by separate 'K' button makes child's play of percentages, VAT (sales tax), metric and currency conversions.

Pocket-sized. $4\frac{1}{3}'' \times 2'' \times \frac{3}{4}''$. Weight: $3\frac{1}{2}$ oz. Trim-fit plastic carrying case.

Battery life. 4 AAA batteries give weeks of normal use.

ONE-YEAR GUARANTEE

All parts are tested before shipment and we'll replace, FREE OF CHARGE, any defective part in any correctly assembled calculator for a full year from date of purchase (labor not included).

AVAILABLE ASSEMBLED TOO

The Sinclair Cambridge is available in completely assembled form if you prefer. The SPECIAL LOW PRICE is only \$24.95 — fully guaranteed. Defective calculators will be repaired or replaced within one year from date of purchase, FREE-OF-CHARGE (batteries not included).



CHARGE YOUR ORDER TO YOUR AMERICAN EXPRESS, BANKAMERICARD, MASTER CHARGE OR DINERS CLUB ACCOUNT.

CONSUMER SERVICE DIVISION, 595 Broadway, New York, N.Y. 10012

Please send the following:

PE-576

- _____ Cambridge Calculator Kit(s) @ \$19.95* plus \$2.00 ea. postage, handling & insurance.
- _____ Cambridge Calculator(s) Assembled @ \$24.95* plus \$3.00 ea. postage, handling & insurance.

*Residents of Calif., Colo., Fla., Ill., Mich., Mo., N.Y. State, D.C. and Texas add applicable sales tax.

Enclosed is \$_____ Offer not valid outside U.S.A.

CHARGE: American Express Master Charge
 BankAmericard Diners Club

Account # _____ Exp. Date _____

Master Charge Interbank # _____
(4 numbers above your name)
Signature _____

Print Name _____

Address _____

City _____ State _____ Zip _____

Learning with CIE is



Electronics no picnic.

**It takes work.
And a few
sacrifices.
But
it's worth it!**

The minute you start your CIE course you'll see why CIE is different than other home-study schools.

Because as a CIE student you'll get the kind of electronics training that prepares you for a career, not just a job. We'll give you a meaningful, well-rounded foundation in electronics theory and practice. And with our special Auto-Programmed® Lessons, we'll make sure you grasp the key theories and methods of modern Electronics. No "fun and games" frills. No time-wasting, superficial lesson material. No "snap" exams.

We'll challenge your thinking.

We have to. Because after you graduate, employers will expect you to really know how to analyze and troubleshoot virtually all kinds of electronics equipment. Some employers of electronics personnel have told us that our graduates have what it takes.

That's why we're so thorough. We've got a 40-year reputation to uphold and we're going to keep it by giving our students the best *independent home-study* training we can.

Sure, some of our weaker students drop out. (Learning Electronics with CIE is no free ride.) But you can bet on this... the ones who do make it are ready! Ready to go out and make it in the rewarding world of Electronics. And that's the reason you want to learn, isn't it?

You can have attractive job opportunities

There have already been many exciting developments and breakthroughs in

Electronics and some people might assume there will be no new frontiers... no new worlds to conquer. Not so.

Electronics is still growing. In nearly every one of the new and exciting fields of the Seventies you'll find electronics skills and knowledge in demand. Computers and data processing. Air traffic control. Medical technology. Pollution control. Broadcasting and communications.

Importance of an FCC License

If you want to work in commercial broadcasting... television or AM or FM broadcasting... as a broadcast engineer, federal law requires you to have a First Class Radiotelephone License. Or if you plan to operate or to maintain mobile two-way communications systems, microwave relay stations or radar and signaling devices, a Second Class FCC License is required.

But even if you aren't planning a career which involves radio transmission of any kind, an FCC "ticket" is valuable to have as Government certification of certain technical skills. It's a job credential recognized by some employers as evidence that you know your stuff.

A good way to prepare for your FCC License exam is to take one of the CIE career courses which include FCC License preparation. We are confident you can successfully earn your license, if you're willing to put forth an effort,

because the vast majority of CIE students have. In fact, based on continuing surveys, close to 9 out of 10 CIE graduates have passed their FCC exams!

So if you are serious about getting ahead in Electronics... if you are willing to put in the extra work... get in touch with us.

We have many *career* courses for you to select from. If you already have some electronics training, you may want to skip our beginner-level courses and enroll in an intermediate program. Or, if you're really hot, there's a tough, college-level course called "Electronics Engineering" that can make you even better.

Send today for FREE school catalog

Send today for our FREE school catalog and complete package of *independent home-study* career information. For your convenience, we will try to have a representative call to assist in course selection. Mail reply card or coupon to CIE... or write: Cleveland Institute of Electronics, Inc., 1776 East 17th Street, Cleveland, Ohio 44114.

Do it TODAY.

G.I. Bill Benefits

All CIE career courses are approved for educational benefits under the G.I. Bill. If you are a Veteran or in service now, check box for G.I. Bill information.

CIE Cleveland Institute of Electronics, Inc.

1776 East 17th Street, Cleveland, Ohio 44114
Accredited Member National Home Study Council

Yes, I want your FREE school catalog and career information package today.

I am especially interested in:

- | | | |
|--|--|-------|
| <input type="checkbox"/> Electronics Technology | <input type="checkbox"/> Industrial Electronics | PE-01 |
| <input type="checkbox"/> FCC License Preparation | <input type="checkbox"/> Electronics Engineering | |
| <input type="checkbox"/> Color TV Maintenance | <input type="checkbox"/> Other _____ | |
| <input type="checkbox"/> Mobile Communications | _____ | |

Print Name _____

Address _____

Apt. _____

City _____

State _____

Zip _____

Age _____

Check box for G.I. Bill information.

Veteran

On Active Duty

The Monster



The new BA 5000 Power Amplifier from Sansui

The most dramatic component in Sansui's new "DEFINITION" Series, the BA 5000 solid-state power amplifier is capable of 300 watts min rms per channel into 8 ohms, both channels driven, from 20 to 20,000 Hz, with no more than 0.1% harmonic distortion in the stereo mode. What's more, the BA 5000 can be stopped for momentary operation to deliver 600 watts rms under the same conditions.

A true monster amplifier.

But that's not all. Unlike other solid-state amplifiers, the BA 5000 has a huge, laboratory-quality output transformer, enabling it to deliver rated power into 2, 4 or 8 ohms plus 25 volt line

output in stereo and 4, 8 or 16 ohms plus 70 volt line output in mono. A rating of 600 watts into a 16 ohm load, 20 to 20,000 Hz, is simply unprecedented in transistor equipment.


The "DEFINITION" series also includes the BA 3000, our Junior Monster, and the CA 3000 a very high quality, low distortion preamplifier.

For professionals, sophisticated audiophiles and monster lovers everywhere. See it and touch it if you wish at your nearest Sansui franchised dealer or write for complete literature.

SANSUI ELECTRONICS CORP.
Woodside, New York 11377 • Gardena, California 90247
SANSUI ELECTRONIC CO. LTD. Tokyo, Japan • SANSUI AUDIO EUROPE S.A. Antwerp, Belgium
ELECTRONIC DISTRIBUTORS (Canada) B.C.

CIRCLE NO. 56 ON FREE INFORMATION CARD

Sansui



Product Test Reports

ABOUT THIS MONTH'S HI-FI REPORTS

Electrostatic headphones, like loudspeakers of similar design, have long been recognized as accurate, wide-range devices. Their acceptance has been limited by the fact that most electrostatic headphones have been relatively bulky, heavy, and expensive, compared to dynamic phones. The Stax SR-5 electrostatic phones ("ear speakers," as Stax calls them) have eliminated at least two of these objections by virtue of their very light, comfortable construction. This has entailed no sacrifice of audio quality. The price is moderate, too.

The deluxe Model Four preamplifier from Epicure offers just about every performance feature one expects in a top-quality control center. The state-of-the-art performance of the Model Four is combined with an unconventional, yet extremely simple and logical, control layout.

—Julian D. Hirsch

STAX MODEL SR-5 ELECTROSTATIC HEADPHONES

Light weight, high performance.



The Japanese-made Stax electrostatic headphones, distributed here by American Audioport, have received high marks for sound quality. In the middle of the Stax line is the Model SR-5 "ear speaker," a very light, comfortable-to-wear headset that weighs only about 14 oz (390 g). For wearing comfort, the earcups are fit-

ted with soft, fluid-filled cushions that completely surround the ear.

The phones are designed to be used with their companion Model SRD-6 adaptor, which contains a polarizing power supply and a step-up transformer in a $7\frac{7}{8}'' \times 3\frac{1}{2}'' \times 2\frac{1}{2}''$ ($19.4 \times 9 \times 6.6$ cm) box that weighs 2 lb 11 oz (1.2 kg). Lacking a power switch and consuming only about 0.1 watt from the power line, this adaptor can be safely and economically left powered all the time.

The adaptor connects to the speaker output terminals of an amplifier or receiver. It has outputs for both the Model SR-5 headphones and the speakers it replaces. The phones

connect into the adaptor's front panel via a plug at the end of a $7\frac{1}{2}'$ (2.3-m) cord. A switch on the front panel of the adaptor has positions for routing the output from the amplifier to the phones or the speaker systems.

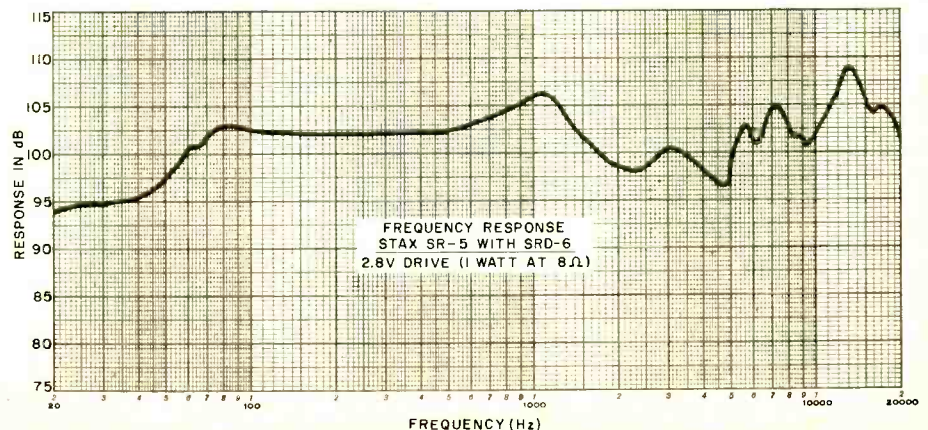
The published specifications for the headphones and adaptor are listed separately. As a result it is a bit difficult to interpret the signal drive and distortion figures for the phones/adaptor system. However, the input to the adaptor is rated at 8 watts maximum continuous power at 1000 Hz, with momentary peaks to 30 watts. The maximum sound-pressure level (SPL) from the phones is listed at 110 dB, while the rated frequency range (no tolerance stated) is 30 to 25,000 Hz.

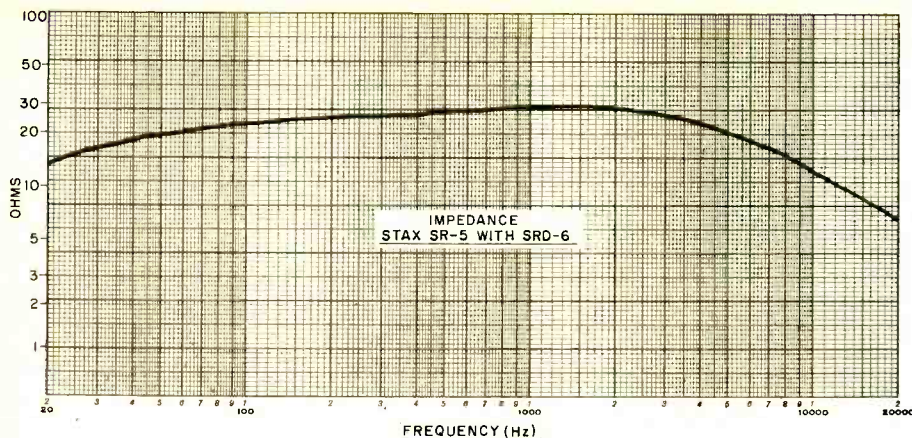
The distributor recommends that the phones be used with only the finest tube or transistor amplifiers for best results. Also, the user is cautioned against using the phones with amplifier output power levels substantially greater than 15 watts.

The Model SR-5 electrostatic headphones and Model SRD-6 adaptor come as a single package for \$130.

Laboratory Measurements. Just as the measured frequency response of a loudspeaker is strongly influenced by the surrounding environment, the "response" of a headphone is a critical function of the coupler, or "artificial ear," on which it is mounted. There are usually severe irregularities in the measured response of a phone, even with a standard coupler, in the mid- and high-frequency ranges when the internal dimensions of the air cavity approach the wavelength of the sound. However, since couplers are more or less standardized, it is relatively easy to compare headphone responses measured in the same way.

We use a slightly modified ANSI coupler for our headphone measurements. The Model SR-5 phones were





driven with a constant 2.8 volts through the Model SRD-6 adapter, corresponding to 1 watt into an 8-ohm load. The frequency response was extremely flat from about 70 to 600 Hz. There were moderate irregularities at higher frequencies and a low-frequency drop of about 7 dB before changing to a flat response between 40 and 20 Hz. Overall, the response was ± 6 dB from 45 to 20,000 Hz, a rather good performance for headphones measured in this manner.

The average midrange SPL was 102 dB at 1 watt, from which we can see that the rated 110 dB maximum could be developed with an input of just greater than 6 watts. This is consistent with the 8-watt rating of the system. Into the input of the adaptor, the impedance was about 30 ohms through the midrange and dropped off to 15 ohms at 20 Hz and to 8 ohms at 20,000 hertz.

The acoustic output harmonic distortion from the phones was very low, especially when compared with the finest loudspeaker systems. At 1000 Hz and with a 1-watt drive signal, the THD was 0.25% and principally third harmonic. At 10 watts, it actually decreased to 0.19% and was evenly di-

vided between second and third harmonics. At 50 Hz, the distortion was higher—1.6% at 1 watt and 12.75% at 10 watts. The latter figure probably reflects the excessive diaphragm excursion needed to develop a large output at 50 Hz. This condition would almost certainly not be encountered under normal listening conditions.

At high frequencies, the measured THD varied somewhat with frequency. This is because of the response irregularities. It was between 0.23% and 1.45% in the range between 5000 and 10,000 Hz at a 1-watt input drive.

User Comment. Just as with a speaker system, a headphone is best judged by listening to it. However, an A-B comparison is difficult to make with phones, primarily because only one set can be worn at a time. Also, no comparison with a "live" reference program is possible. However, we did compare the Stax phones to a high-quality electrostatic phone and a number of excellent dynamic phones while using a sufficient variety of program material to draw some definite conclusions about sound quality.

We were immediately impressed by the exceptional comfort of the Stax

while listening. Unlike most electrostatic phones, which tend to be heavy and bulky, these were like true featherweights. Even though cushions entirely surround the ears, they do not exert a tight pressure seal, nor do they entirely exclude outside sounds. In this respect, they would seem to be midway between tightly sealed and so-called "open-air" phones.

The sound quality is unequivocally excellent. Even at high listening levels, the phones retain their clarity and transparency. The drop in low-frequency response revealed by our coupler measurements may or may not exist in normal listening situations. Of course, below 50 Hz, sounds are as much sensed by the rest of the body as they are heard, which is an effect no headphones can duplicate. On the other hand, the subjective sound of the Stax phones appeared to be both wider and smoother than that of some of the finest speaker systems.

The only rival to the Stax phones with respect to sound quality were the other electrostatic phones to which we compared them. The sound of the Stax phones was distinctly more "open" and at least the equal of the other phones in clarity and definition. The Stax phones were so much more comfortable to wear that there was little contest between them and the other phones.

We would not hesitate to recommend the Model SR-5 phones to anyone who wants to hear in minute detail what is really on his records and tapes. Be forewarned, however, that these phones are merciless in exposing distortion and noise in the program. We therefore agree wholeheartedly with the distributor's recommendation to use these phones with only the finest high-quality equipment.

CIRCLE NO. 80 ON FREE INFORMATION CARD

EPICURE MODEL FOUR PREAMPLIFIER

Solid construction, high performance, and control flexibility.



The Epicure Model Four presents a striking and unusual appearance for a hi-fi preamplifier. Its panel and case are satin black, and the edges of the panel are accented with vertical walnut strips. All controls on the front panel are either slide-type poten-

tiometers or pushbutton switches.

The preamplifier measures 18 $\frac{1}{4}$ "W \times 9 $\frac{1}{2}$ "D \times 5 $\frac{1}{2}$ "H (46.4 \times 24.1 \times 14 cm) and weighs 9 lb (4.1 kg). Price is \$450. A 19"W (48.3 cm) rack mount kit is available.

General Description. The vertical sliders for the preamp's bass and treble controls, each consisting of a pair of controls, are located on the left side of the front panel. Their center positions, labelled FLAT, are lightly but positively detented. On the right side of the panel are the two VOLUME and channel-balancing controls.

All other front-panel controls are pushbutton switches that are arranged in functional groups. The FILTERS and TONE CONTROLS grouping includes switches for the 50- and 7500-Hz low- and high-cut filters that have characteristic 12-dB/octave slopes. The tone control circuits can be completely switched out of the system by pressing in the BYPASS button. Alternatively, the turnover frequencies and maximum boost/cut can be altered by a button marked 9 dB/18 dB.

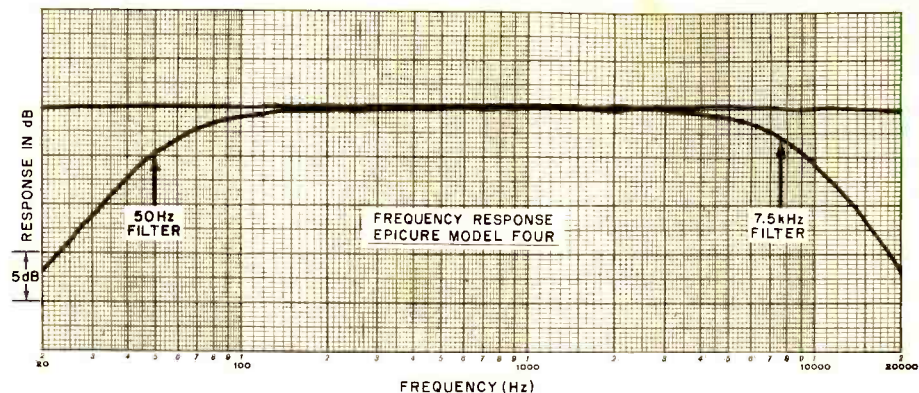
Below the first group of buttons are the four tape recorder controls, also pushbutton switches. Two tape decks can be connected to and controlled from the preamp. The playback from either deck can be monitored by pushing in the corresponding TAPE MONITOR button. In addition, the playback from either deck can be dubbed onto the tape on the other deck with the TAPE COPY buttons, simultaneously permitting the user to monitor from either deck.

The PROGRAM SOURCE buttons (to the right of the tape control buttons) are for selecting inputs from TAPE 1, TAPE 2, PHONO 1, PHONO 2, AUX, or TUNER. These are followed by the POWER switch. (The "Epicure" logo on the front panel lights up when power is applied.) The last group of switches are the PROGRAM MODE selectors, offering a choice of STEREO, REVERSE stereo, MONO (L+R), and either L or R input appearing in both channels.

In addition to the various input and output jacks, there are four small control knobs for adjusting the phono sensitivity for each phono-input channel over a range of about 7 dB on the preamp's rear apron. These controls allow the playback levels from two different cartridges to be matched and permit balancing out any level differences between the two channels of each cartridge. Two of six accessory outlets on the rear are switched.

The published specifications for the preamp are quite comprehensive, in general reflecting state-of-the-art performance. The frequency response is stated at ± 0.25 dB from 20 to 20,000 Hz through the phono and from 10 to 100,000 Hz through the high-level inputs. Phase shifts at 20,000 Hz are 2° through the low-level and 5° through the high-level inputs, and the A-weighted noise level is stated at better than 100 dB below a 10-mV phono input or a 1-volt high-level input.

Although the rated output is 2.5 volts, the maximum available output is



greater than 5 volts. The phono-input overload is rated at 150 mV, while total harmonic distortion (THD) is rated at 0.05% or less in the audio range up to a 2.5-volt output. Even the input capacitance is specified—37 pF for the phono and 47 pF for the high-level input sections.

A time-delay relay allows 2.5 seconds pause for the power amplifier to stabilize before the preamplifier's outputs are activated.

Laboratory Measurements. As might be expected from the published specifications, measuring the performance of the preamp taxed the capabilities of our most advanced test instruments. At a 2.5-volt output, the THD was 0.03% at 20 Hz, 0.016% at 1000 Hz, and 0.042% at 20,000 Hz. However, our THD measurements include noise and hum that, low as they are, become comparable to the extremely low harmonic component levels and affect the meter readings. In addition, at 20 Hz, the residual distortion of our test generator is 0.02%, so that most of the measured distortion was present in the input signal.

With the aid of a Hewlett-Packard Model 3580A spectrum analyzer, we determined that the actual distortion present at 20 and 1000 Hz was the residual of the signal generator at 0.02% and 0.0025%, respectively. The high-frequency distortion, measured at 15,000 Hz so that the third harmonic could be included in the 50,000-Hz range of the spectrum analyzer, was 0.025%. The output clipped at 8 volts, but even at 7 volts output, the distortion did not increase beyond the points at the 2.5-volt output level, except at 20,000 Hz where it was 0.14% at 7 volts output.

The intermodulation (IM) distortion was about 0.006% to 0.007% between 1 and 2.5 volts output. It was a mere 0.02% at 7 volts. At low outputs, it increased slightly to 0.09% at 80 mV.


At maximum gain, a 0.1-volt high-level input produced a reference 1-volt output. The wideband noise measurement, which included some r-f pickup from local broadcast stations, was 64.5 dB below 1 volt. With A weighting, the output noise was below our minimum measurement threshold of 100 μ V, or better than 80 dB below 1 volt. Measurements through the phono inputs were identical to the high-level S/N measurements. The spectrum analyzer showed the power-line hum through the phono inputs (loaded by a magnetic cartridge) to be 65 dB below 1 volt. At minimum gain, the hum was 84 dB below 1 volt.

The phono sensitivity for a 1-volt output was between 0.65 mV and 1.5 mV, depending on the settings of the phono-sensitivity controls. The corresponding overload inputs were 85 and 190 mV. The measured crosstalk between channels was 70 dB down at 1000 Hz.

The frequency response, as rated, was flat to within ± 0.25 dB from 20 to 20,000 Hz through the high-level and phono inputs. The phono equalization was virtually unaffected by cartridge inductance, with less than 1 dB of change up to 17,000 Hz. Through the high-level inputs, the frequency response was flat to the 5-Hz lower limit of our signal generator, down 1 dB at 58,000 Hz, and down 3 dB at 110,000 Hz. The slow rate of the preamp, rated at 4.8 volts/ μ s, was approximately 5 V/ μ s, making transient IM distortion an unlikely possibility.

Depending on the settings of the tone controls, the turnover frequencies could be varied from about 40 to 350 Hz in the bass range and from 1500 to 3000 Hz in the treble range. The filters had 3-dB down response frequencies of 65 and 6500 Hz.

User Comment. Listening tests are generally inconclusive where an elec-



Solid State

By Lou Garner

A UNIVERSAL LIGHT EMITTING DIODE

IF YOU think of light emitting diodes (LED's) only as indicators, a new breed introduced by the National Semiconductor Corporation (2900 Semiconductor Drive, Santa Clara, CA 95051) may change your mind. Unlike standard LED's, which are useful only in dc circuits and require current limiting, the new type NSL4944 can be used with dc or ac, will operate over a wide range of voltages without external limiting devices, and can be the principal active device in a variety of interesting and useful projects. Compared to an incandescent lamp, the new LED might well boast, "anything you can do, I can do better."

Represented symbolically as a constant current source in series with a light emitting diode, Fig. 1A, the NSL4944 comprises an integrated circuit chip and a GaAsP high-intensity red LED in a single plastic package. The IC includes (Fig. 1B) a pnp pass transistor, a voltage reference network, a voltage comparator, and a series current reference resistor. Since most of the regulating circuit is not in series with the LED, the complete device requires only about 300 mV more than a standard red LED. Further, because all of the current is through the pnp transistor's emitter, the device can serve as a medium level rectifier and a constant current source *in addition* to its role as a lamp.

Physically, the NSL4944 is no larger than conventional LED's and, with only two leads, can be interchanged with these in most applications. Its cathode lead is identified by a flat area on the circular base. Equipped with a diffused lens, the device can be panel mounted by means of a standard two-piece plastic adaptor or can be installed directly on circuit boards for wrapped or soldered connections. It can be mounted vertically, or horizontally, as shown in Fig. 1C. The rated operating and storage temper-

ature range is -55 to 100°C ., but with linear derating of $0.125\text{V}/^{\circ}\text{C}$ above 25°C .

The new device has an operating voltage range of (approximately) 2.0 to 18.0 volts and also can withstand reverse voltages up to 18.0V. The light output remains essentially constant at (typically) 0.8 mcd from about 3 volts to maximum rated voltage. With a power dissipation rating of 300 mW at 25°C ., the forward current varies from 12 to about 14 mA over the full voltage range. The device will operate at reduced intensity with sources of 1.6 to 1.9 volts capable of furnishing at least 8 mA, and can be switched on and off by any circuit capable of supplying 10 to 20 mA and a voltage swing of at least 1 volt. Typically, an applied voltage of 1.3 volts will result in little or no light output, while an increase to 2.3 volts will develop 70% to 90% of full light intensity.

National Semiconductor's specification sheet for the NSL4944 and a 4-page application note AN-153 suggest a number of practical circuits for the device.

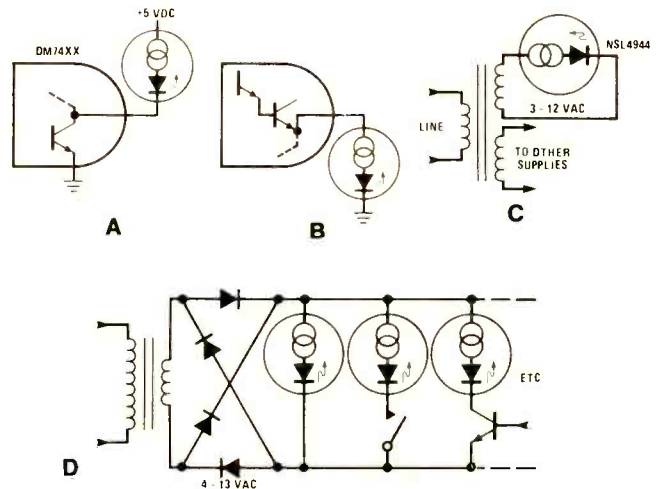


Fig. 2. NSL4944 applications: Low (A) and high (B) logic indicator; on ac (C) and dc (D) sources.

As a simple indicator, for example, the unit is ideal for applications ranging from digital logic designs to conventional pilot lamps. When driven by standard TTL devices, the NSL4944 can serve as a low or high status indicator, as suggested in Figs. 2A and 2B, respectively. The unit's ability to operate on ac as well as dc sources allows it to be used as a pilot lamp when powered by the low-voltage filament winding of a standard power transformer, as shown in Fig. 2C. When operated on ac, the unit's actual light intensity is halved, but the output level is more than adequate for most applications. The NSL4944 can also be used on unfiltered and unregulated dc sources, either alone or in conjunction with other components, such as switches, relays, or other solid-state devices (Fig. 2D).

POPULAR ELECTRONICS

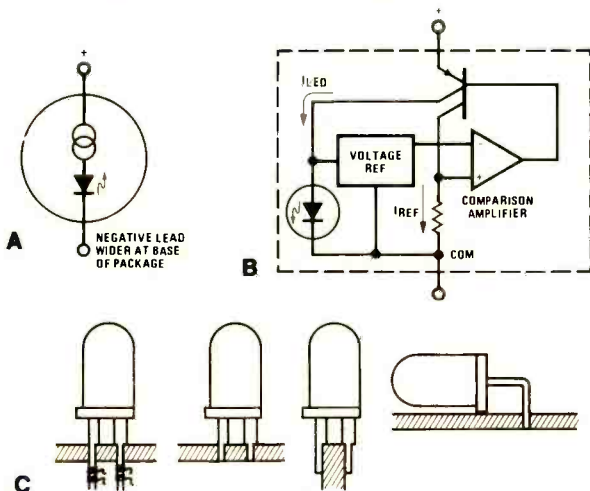


Fig. 1. (A) Schematic symbol for NSL4944. (B) Internal circuit. (C) Mounting methods.

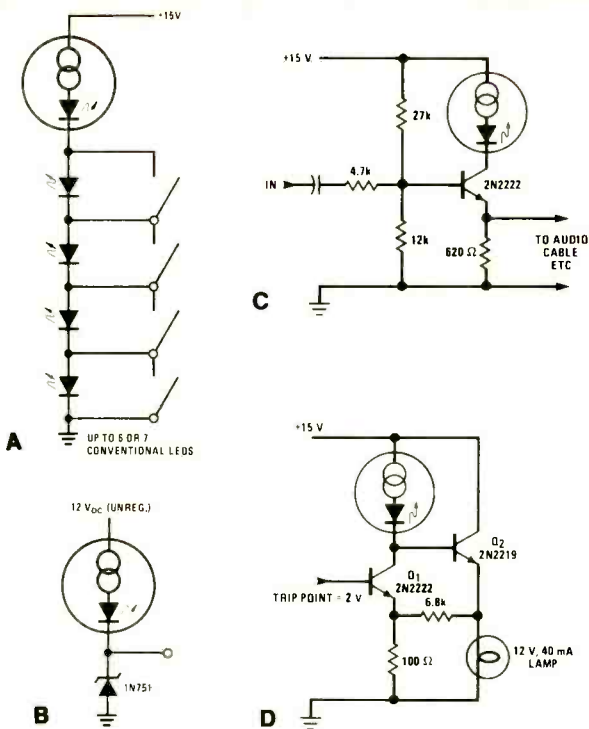



Fig. 3. Current source for LED's (A) and zeners (B). Load for line driver (C) and Schmitt lamp driver (D).

Another broad range of applications for the NSL4944 is when it is used as a constant current source. With a 15-volt dc supply, for example, it can furnish a controlled current for six or seven series-connected conventional LED's, (Fig. 3A). Shorting any number of the LED's in the string with switches, relay contacts, or other means will not affect the remainder, nor the NSL4944. Such an arrangement might be used, typically, to indicate relay, switch, or circuit-breaker closures. The device's constant current characteristic also is useful for operating a zener diode in voltage regulator circuits (Fig. 3B). If used in the collector circuit of an emitter follower preamp or line driver, as in Fig. 3C, the device will limit the output transistor's total current without affecting signal voltage swing, thus protecting the stage against damage due to line, cable or load shorts. Another application is shown in Fig. 3D. Here, the NSL4944 serves as an active load for a lamp driver circuit, increasing Q1's useful voltage gain, but still permitting nearly full base bias on Q2. Substituting an LM195 for Q2 and adding a 4.7-kilohm series base resistor will allow this circuit to handle 12-volt lamps rated at 1 ampere.

Several useful, easy-to-build projects featuring the NSL4944 are illustrated in Fig. 4. They include an ultra-simple "HI-LO" logic probe for TTL circuits, a time delay relay, and a small trickle charger for batteries (from 1.5 to 6 volts). The logic probe uses a pair of series-connected devices and is intended for use on standard 5-volt dc sources. The upper LED lights when the circuit test point is low, the lower LED when the TTL level is high. With a time delay of approximately six seconds, the relay circuit requires only two additional components, a large electrolytic capacitor and a sensitive high-impedance electromagnetic relay. The NSL4944's constant-current feature limits the timing variation to about 3% over a supply voltage range of 14 to 18 volts (much less than the variations due to temperature and capacitor tolerances). Finally, the simple trickle charger utilizes all three of the NSL4944's unique characteristics—as an indicator, a rectifier, and a constant

Mark Ten Electronic Ignitions put lightning under the hood.



It's like having a bolt of lightning under the hood of your car when you feel it burst into action. And that's not all you'll feel with one of Delta's three HOT, HOT ignition systems. You'll feel the contentment of knowing your car will start INSTANTLY no matter how hot or cold the weather, the relief of fast, safe entry onto teaming freeways with POWERFUL ACCELERATION, and the satisfaction of pocketing all that money you'll save, not only from INCREASED GAS MILEAGE, but from all the TUNE-UPS you can forget about (at least 2 out of 3). And that's just for starters. Send today for free, color brochure jam-packed with helpful facts on how Delta's Mark Ten, Mark Ten B and Mark Ten C Capacitive Discharge Electronic Ignitions can help make driving a better experience for you.

I want to know more about Mark Ten DCI's. Send me complete non-nonsense information on how they can improve the performance of my car.

Name _____

Address _____

City _____ State _____ Zip _____



DELTA PRODUCTS, INC.

P.O. Box 1147, Grand Junction, Colo. 81501
(303) 242-9000 Dept. PE

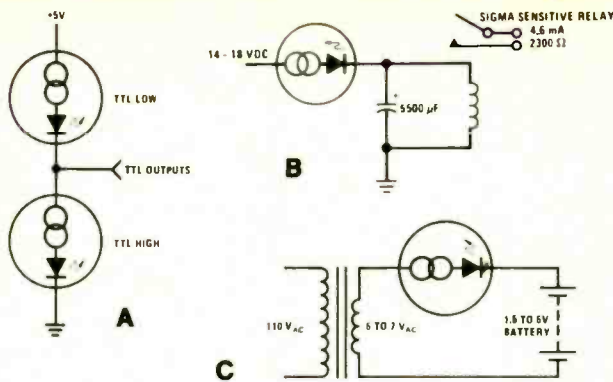


Fig. 4. Simple NSL4944 projects: (A) TTL probe; (B) time-delay relay; (C) trickle battery charger.

current source. Supplying a trickle charging current of 10 mA or more, the design requires only one additional electrical component—a small step-down transformer.

The circuit applications we've examined, although representative, are but a fraction of those possible with the versatile NSL4944. In addition, National Semiconductor suggests that the device can be used as a shorted SCR indicator in low-voltage circuits, a constant-current load for precision amplifiers, a reverse-voltage monitor for power supplies, a current limiter, and a regulated current source for voltage dividers or transducers, such as thermistors.

Right On! Although the bicentennial year has not yet run even half its course, a number of the predictions made in last January's column have materialized. At the Consumer

Electronics Show in Chicago, Texas Instruments, Inc. (P.O. Box 5012, Mail Station 84, Dallas, TX 75222) introduced a line of electronic digital watches at suggested retail prices starting at \$19.95, thus fulfilling my prediction of *digital electronic watches retailing for less than \$25.00*. The watches TI-501 and TI-502, feature a five-function electronic module in black, brown, beige or white polysulfone cases (the impact-, heat- and abrasion-resistant material used in the visors of the Apollo Astronauts). A metal-cased version offered in chrome and gold tone, the TI-401, lists at prices starting at \$29.95.

Another major manufacturer, Fairchild's Consumer Products Group (4001 Miranda Ave., Palo Alto, CA 94303) also has introduced a line of low-cost digital LED watches. Fairchild's new line *Timeband™* features all metal cases with either gold or chromium finish, single-button five-function operation, and list prices starting at \$29.95.

Another prediction, a *substantial drop in the prices of microprocessors and memory IC's*, has been fulfilled not only by substantial price cuts in older models but by the introduction of new devices at lower prices. Already within the budget limits of many hobbyists and experimenters, microprocessor and memory IC prices probably will drop even further before year's end.

Reader's Circuit. With potential applications as a digital logic clock, electronic metronome, wide-range test oscillator, harmonic generator, relay pulser, time marker generator, scope sweep oscillator, and frequency divider, the astable pulse oscillator circuit in Fig. 5 requires only two transistors, yet provides nine octaves of frequency coverage with a single control. Easily duplicated at home, the design was submitted by Peter Lefferts (1640 Decker Ave., San Martin, CA 95046).

Timing capacitor *C1* is charged slowly by the dc source, *B1*, through voltage-divider *R1-R2* until *Q1* is forward-biased and starts conducting. When this occurs, a forward base bias is applied to *Q2* through *Q1*'s split collector load *R3-R4*. As *Q2* starts conducting, a pulse is developed across its collector load, *R6*, which, coupled back to *Q1*'s base through capacitor *C2* and series resistor *R5*, drives *Q1* to a heavily conducting state, rapidly discharging *C1*. Then the cycle starts over. In essence, *Q1* and *Q2* form a high gain amplifier with *C2* providing positive feedback. Diode *D1* reduces feedback capacitor *C2*'s recovery time, while potentiometer *R8* establishes *Q1*'s base bias level and thus the point at which timing capacitor *C1* charges before feedback and capacitor discharge is initiated. The lower *Q1*'s initial base bias, the higher the circuit's repetition rate. Potentiometer *R8*, therefore, serves as the circuit's frequency control. Circuit power is supplied by dc source *B1*, controlled by a spst power switch, *S1*.

The circuit can be assembled using any standard construction method, provided good wiring practice is observed. Transistors *Q1* and *Q2* are types 2N1304 and 2N1372, respectively, while *D1* is type 1N34A. Except for the 10-kilohm potentiometer, *R8*, the resistors can be either 1/4 or 1/2 watt. Capacitors *C1* and *C2* are low-voltage ceramic, paper or plastic film units. Power switch *S1* can be any spst type. The circuit will operate with dc sources of 5 to 25 volts, but a 12-volt dc source is optimum.

Although designed primarily as a pulse generator, other waveforms may be obtained at various points in the circuit, including the *D1-C2-R5* junction and at *Q1*'s collector. A sawtooth signal suitable for use as a linear scope sweep is

THE COMPLETE DVM

\$348

FOR FASTER, MORE RELIABLE MEASUREMENTS

A NEW STANDARD IS BORN
High accuracy you can trust
Versatile measuring capabilities
An efficient, easy to operate meter
All at an affordable price
That's the DVM38 . . . The complete DVM that sets new performance standards in 4 key areas.

A NEW ACCURACY STANDARD
The 3 1/2 digit, .1% accuracy is backed by a 15 meg Ω input impedance, compared to 10 meg Ω input of conventional DVM's, which guarantees up to 50% greater accuracy with 1/3 less circuit loading on every measurement for high accuracy you can trust.

A STANDARD IN CAPABILITIES
The DVM38 is more accurate in MORE circuits with these versatile ranges: 100µV to 2000V DC, 1KV AC; .01 Ω to 20 meg Ω; 0.1µA to 2A . . . Plus

HI and LO ohms and a 50KVDC range with accessory Hv probe.

A NEW STANDARD IN SPEED AND EASE OF OPERATION
Large pushbuttons and callouts — no need to hunt and peck. Large .4" L.E.D.'s with direct readout, down to V and mV indicators. SINGLE STEP AUTO-RANGING for maximum resolution and efficiency. 2KV DC protection minimizes downtime.

THE AFFORDABLE STANDARD
There are few .1% DVM's less expensive—there are none as complete in this price range, plus backed by a LIFETIME guarantee against factory workmanship errors.

THE DVM38 A NEW STANDARD IN DVM'S FOR SPEED, VERSATILITY AND ACCURACY.

DVM38 BACKED BY SENCORE'S 100% MADE RIGHT LIFETIME GUARANTEE

3200 Sencore Drive, Sioux Falls, S.D. 57107
Phone: 1-605-339-0100 T.W.X. 910-660-0300

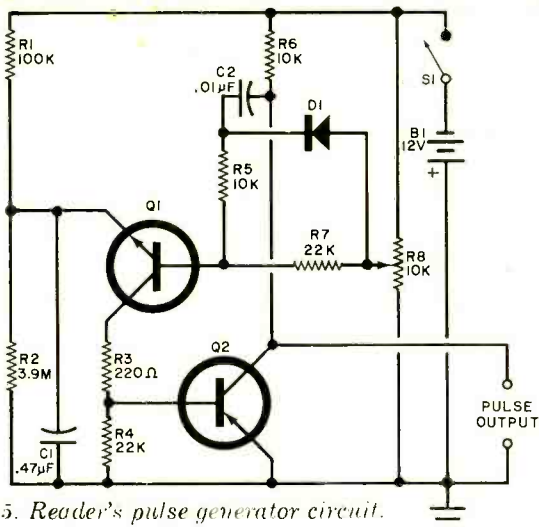


Fig. 5. Reader's pulse generator circuit.

available across $C1$. For frequency-divider, sweep-generator, and time-marker applications, synchronization pulses can be applied to $Q1$'s base through a small coupling capacitor. The circuit's frequency range can be shifted by using other values for $C1$ and $C2$. With values of $100\ \mu\text{F}$ for $C1$ and $3\ \mu\text{F}$ for $C2$, the circuit will operate down to approximately $1/20\ \text{Hz}$. Lower values than those given in Fig. 5 will permit operation at ultrasonic frequencies, but it may be necessary to reduce resistor values to $1/10$ of those listed, except for $R3$, which should not be less than $100\ \text{ohms}$.

Device/Product News. In addition to its versatile NSL4944 universal LED, the National Semiconductor Corporation has introduced a number of new devices of interest, including a family of four Tri-State octal buffer IC's. The buffers, types DM81LS95, DM81LS96, DM81LS97 and DM81LS98, offer typical power consumptions of under $80\ \text{mW}$ and propagation delays of less than $14\ \text{ns}$. Each device provides eight 2-input buffers in a single package, with one of the two inputs to each buffer used as a control line to gate the output into a high-impedance state and the other to pass data into the buffer. Types DM81LS95 and 97 present true data at their outputs, while the DM81LS96 and 98 invert the data. In the DM81LS95 and 96, all eight Tri-State enable lines are common, with access gained through a two-input NOR gate. In the DM81LS97 and 98, four of the eight buffers are enabled by one common line, the other four through another common line.

A TTL-compatible NMOS digital frequency synthesizer for use in CB, marine and avionics transceivers as well as digital TV tuners has been announced by Nitron, a division of the McDonnell Douglas Corporation (10420 Bubb Road, Cupertino, CA 95014). The new IC, type NC6400, requires only a reference oscillator, a VCO, an appropriate data input and an optional prescaling counter to form a complete digital frequency synthesizer system. The device is internally programmable to provide up to 80 channels with different transmit and receive frequencies available for each. The frequency desired is called up by keying the appropriate channel number into either a 3×4 matrix keyboard or by presenting it in BCD code on a four-line data bus. Decoded seven segment (or 4-line BCD) outputs are provided to display the number of the channel called up, plus three additional outputs which can be programmed to indicate illegal channel entry, emergency channel, or similar information. ♦

number one cb antenna proven over the long haul

One reason Antenna Specialists' CB antennas are the world's most popular is that they take all the punishment your rig dishes out and still deliver top performance. Like our model MR315 dual "Minnie-Momma" truck antenna. Its rugged T-handle clamp grips like a vise through wind, vibration and shock . . . but releases in seconds when switching rigs. Re-tuning with the new static ball tuning tip means no whip trimming. And the pressure-molded loading coil and 17-7PH stainless steel whip form a weatherproof unit that sheds water like a rubber duck. You need an antenna that can make it in a tough business. We've been making antennas for tough customers for over 20 years.

**the antenna
specialists co.**




® "Stripes of Quality"

a member of The Allen Group Inc.
12435 Euclid Ave., Cleveland, Ohio 44106
Export: 2200 Shames Drive, Westbury, L.I., N.Y. 11590
Canada: A. C. Simmonds & Sons, Ltd.



© 1976 by The Antenna Specialists Co.



DX Listening

By Glenn Hauser

FREQUENCY MEASUREMENT

THE search for frequency accuracy on a shortwave receiver involves a number of steps. First, you find the right meter band—perhaps a bit offset from where it should be on the receiver dial. Then you reach the stage where it's important to separate frequencies to the nearest 5 kHz—the standard spacing of SW stations. Once you're deeply involved in DX listening, you're concerned with "splitting" frequencies down to 1 kHz, or even a fraction of 1 kHz. Even direct frequency readout receivers are not precise enough for this.

Building or buying a frequency counter is the best—but not the only—solution. Operating a frequency meter requires laboriously constructed calibration charts. Crystal calibrators give markers at 10, 25 or 100 kHz intervals; the circuit is simple and plans are frequently published. But there are other, devious ways to measure frequencies with equipment you may already have!

Let's begin with the big steps and refine them as we go. It could be that your receiver is so poorly calibrated that you're not sure which MHz is which—especially toward the top end of the dial. Any two receivers will interact with each other, and we can put this seeming liability to good use.

Any old AM radio will do—even a portable. We assume the intermediate frequency is 455 kHz. If not, the principle still applies, but the figures will be different. Place the AM radio near your DX receiver, and tune the AM radio to 545 kHz. This means it is oscillating (and radiating) at 545 + 455 kHz = 1000 kHz. You can tell when it's exactly on 545 by *zero-beating* it against a 1000-kHz station on the DX receiver. Now, use the AM radio as a '1000-kHz calibrator' on up the dial every 1000 kHz (1 MHz). Or, go even higher in 2-MHz steps by tuning to 1545 kHz for 2000 kHz oscillation. Check the accuracy of your setting against WWV. Once you're satisfied,

mark in the true MHz steps on the dial for future reference.

Now, say you're hearing a SW station whose frequency you wish to determine. If you know your way around the AM dial, and there's a station on almost every channel (especially at night), start at the top end of the AM dial and work downward till a beat first crosses the SW signal. Tune back and forth carefully till it's zero-beat. Now read off the AM frequency as accurately as possible, add 455, and multiply by an integer. One of the products (*which* one should be obvious) will give you the SW frequency—not with great precision, but perhaps more exactly than you could have determined it otherwise.

Depending on the stability of the AM radio, the "calibration carrier" it produces can also serve as a BFO to demodulate CW or SSB signals. If you have a second SW receiver, you can get a more stable but much stronger beat (perhaps *too* strong) by tuning 455 kHz away from the BFO frequency. This same principle of beating one receiver against another applies in many other combinations. For instance, before detent uhf tuning was available, one could easily tell TV channel 82 from 83 by beating an FM receiver against TV!

You can also turn the annoying "double i-f images" to an advantage. These occur 910 kHz above or below the true frequency in single-conversion receivers. Say you're hearing a ham station just between Spain and Switzerland's images on the 14-MHz band. You know the true frequencies are 15130 and 15140 kHz—so the ham must be 910 kHz lower, or at about 14225 kHz.

A conventional way to measure frequencies is to construct a calibration chart using known stations. By graphing the known frequencies on one axis against dial readings on the other, you can interpolate and extrapolate where other frequencies should appear. Most tuners are *not* linear. If your receiver is general-coverage, but with bandspread calibrated only on the ham bands, you can adapt it to broadcast bands by assigning different values to the bandspread's interval markers.

At a much more precise level, if you know the frequency of one station, and another is heterodyning it (producing an audible tone—usually less than 5000 Hz), you can easily compute the frequency of the off-channel station by measuring the tone on a musical instrument, such as a piano, guitar or pitch pipe. Be sure you're on the right octave and interpolate if necessary on the accompanying table. The *separation* between the two frequencies is exactly the same as the pitch of the audio tone they produce. This method is known as inferential frequency measurement by heterodyne analysis. Certain risks and limitations apply; the reference station must be one known to stay very close to its nominal frequency. Sometimes the two are so close that it is hard to tell which station is on which side.

Musical Notes and Corresponding Heterodyne Frequencies

A	.110	.22	.44	.88	1.76	3.52
B ^b	.117	.23	.47	.93	1.86	3.73
B	.123	.25	.49	.99	1.98	3.95
C	.131	.26	.52	1.05	2.09	4.19
C#	.139	.28	.55	1.11	2.22	4.43
D	.147	.29	.59	1.17	2.35	4.70
E ^b	.156	.31	.62	1.24	2.49	4.98
E	.165	.33	.66	1.32	2.64	
F	.175	.35	.70	1.40	2.79	
F#	.185	.37	.74	1.48	2.96	
G	.196	.39	.78	1.57	3.14	
G#	.208	.42	.83	1.66	3.32	

Frequencies are in kHz; based on standard tempered scale wherein A above middle C equals 440 Hz. Notes other than A are not precise, but rounded. The third digit in the first octave explains the rounding in higher octaves.

Now to the most precise level—subaudible heterodynes (SAH), produced when two signals mix within 15 Hz of each other. Unless they are on *exactly* the same frequency, the difference causes the S-meter to oscillate at regular intervals. Sometimes you can *hear* this regular "swish" but not the audio pitch involved. The SAH is strongest when two signals are of equal strength. Sometimes there is too much propagational fading overriding the effects of the SAH. With a stopwatch, or one eye on the clock and the other on the S-meter, count the number of fluctuations in a one-minute period, and then divide by 60. This gives you the number of cycles per second (Hz) of separation between the two signals.

One application of this is in determining which of two *audibly* heterodyning signals is 'on' frequency. It is extremely improbable that two signals will *happen* to land within "SAH range" of each other if both are drifting off their nominal frequency. So if there's a noticeable SAH (even without bothering to measure it or identify the sources), it's a very good bet that the SAH-ridden station is 'on' frequency and can be a reliable reference when measuring an audible heterodyne as described previously.

When dealing with such problems, you soon notice that some signals vary in frequency—some so rapidly that instead of a clean heterodyne tone, you hear an oscillating frequency. Others vary significantly over a period of hours or days. On mediumwave, some stations are slightly off-frequency *and* are so steady that, with the aid of precise frequencies published by the European Broadcasting Union, North American DX listeners can make a very reliable guess at what two stations they are receiving on a European "split" channel—simply by determining the SAH between them, even with little or no audio detected.

The exact frequency of a station is one of its most distinctive characteristics. Some "splits" are so well-established and steady that once you pin them down, no further re-identification is necessary. When reporting to DX bulletins or to a station for QSL, the more precisely you can specify the frequency, the better for the station and other listeners.

Video Signals Heterodyne Too. Figure 1 shows two channel 13 signals within 1 kHz of each other. Since one



Fig. 1. WJCT, ch 7, Jacksonville.



Fig. 2. WFLA, ch 8, Tampa.




Fig. 3. WTVT, ch 13, Tampa. Interference with KETA, Okla. City.




Fig. 4. WJHG, ch 7, Panama City.

of the stations was nearby and its exact frequency known, the other DX station could be identified, since no others were operating on the same "offset" in the area affected by the unusual propagation.

Sporadic E is the intense skip phenomenon (usually in the summer) that bounces CB, PSB, TV and FM signals all over the continent. Seldom does it reach much above the FM band (108 MHz), but on very rare occasions, it can hit the high vhf TV band of channels 7 to 13 (174-216 MHz). Figures 1 to 4 show the results of sporadic E I saw last summer in Oklahoma. It's too much to expect such rare openings to peak during ID times, but I was able to identify the stations based on circumstantial evidence (local programming, offset interference, etc.).

A careful watch on the highband channels during intense sporadic E openings this summer might reward you with such rare DX'ing. ♦

INTRODUCING THE MICRO-ALTAIR



The complete Computer System that requires just a keyboard and TV monitor for use.

The MICRO-ALTAIR is:

The hardware — video terminal interface board, CPU/ROM/

RAM board, backplane, power supply and cabinet. The software — video driver, debugger, operating kernel supplied on ROM.

The personal computer system — complete, expandable, no loose ends — a complete and powerful tool.

THE SOLUTION BOX FROM POLYMORPHIC SYSTEMS.

Applications include smart terminals, data acquisition systems, games, accounting, front-end for a larger computer—anywhere a little processing is required.

COMPLETE SYSTEM (EXCEPT FOR MONITOR AND ASCII KEYBOARD) \$575.00 KIT DELIVERY 60 DAYS — SERIAL I/O AND CASSETTE OPTIONS AVAILABLE.



Go to your local computer store and compare

Video Terminal interface — characters are stored in on-board memory. Entire screen may be read or written in 20 milliseconds. Software includes a text editing system with scrolling and insert and delete by character or line.

VTI/32	32 character line	\$160.00 kit	\$230.00 assembled
VTI/64	64 character line	\$185.00 kit	\$260.00 assembled
VTI/SK	Socket kit for VTI kit	\$ 15.00	

Delivery — 30 days

Analog interface — 1 or 2 channels of analog output with 10 bits of resolutions 0-10V or -5V with bipolar option. 6 bits of latched digital output and 8 analog comparators for software controlled A/D conversions.

ADA/1	1 analog output	\$135.00 kit	\$275.00 assembled
ADA/2	2 analog outputs	\$185.00 kit	\$235.00 assembled
ADA/SK	Socket kit for ADA kit	\$ 10.00	

Delivery — 30 days

All prices and specifications subject to change without notice. Prices are USA only. Calif. residents add 6% sales tax. Add 5% shipping, handling, and insurance.

POLYMORPHIC SYSTEMS

737 S. Kellogg, Goleta, CA 93017 (805) 967-2351

Bank Americard and Master Charge Accepted

avanti's CB mobile antennas

offer:

- Quality construction
- Long range
- Mounting versatility

This is the Avanti Racer 27 mobile antenna. A first quality instrument, it is one of the most popular antennas in the entire CB field. That's because experienced CBers appreciate the benefits of a good, dependable long-range antenna that offers quiet performance.

The Racer 27 is readily adaptable to a wide variety of mounting assemblies:

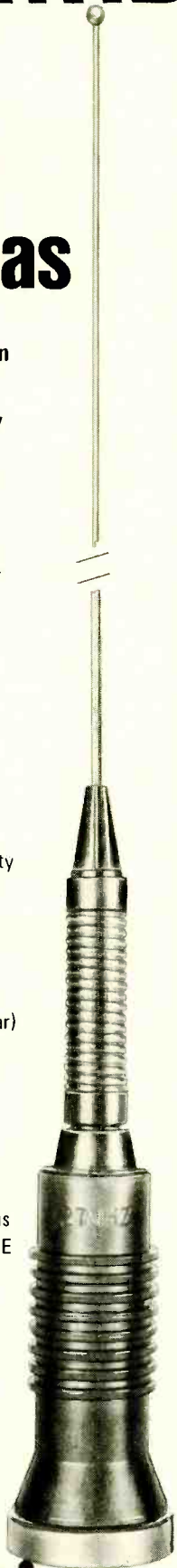
- a fold-over mount for campers and vans
- a no-hole trunk mount (no drilling into your car)
- a mirror bracket mount for trucks
- a dual assembly for increased performance on all vehicles
- Avanti makes the famous MOONRAKER CB BASE ANTENNA

The Racer 27 is Avanti Model AV-327. Suggested retail . . . \$23.95

This is only one of many Avanti antennas for car, boat or home. Send today for FREE full-color catalog.

avanti

RESEARCH AND DEVELOPMENT, INC.
340 Stewart Ave., Addison, Illinois 60101



MAY-AUGUST ENGLISH-LANGUAGE SW B'CASTS by Richard E. Wood

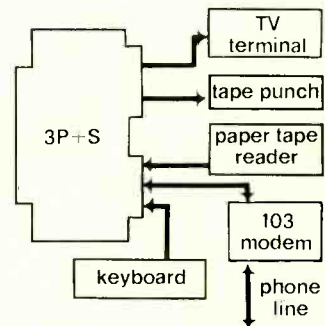
TO EASTERN NORTH AMERICA

TIME-EDT	TIME-GMT	STATION	QUAL*	FREQUENCIES, MHz
6:30 a.m.-8:00 p.m.	1030-2400	**Montreal, Canada (Northern Service)	G	9.625, 11.72 (includes French, etc.)
7:00-7:25 a.m.	1100-1125	Tirana, Albania	F	9.48, 11.985
7:00-9:15 a.m.	1100-1315	London, England	G	15.07
7:00-10:00 a.m.	1100-1400	**VDA, Washington, U.S.A.	G	9.955, 9.73
7:15-8:15 a.m.	1115-1215	Montreal, Canada	G	5.97, 9.655
7:15-8:45 a.m.	1115-1245	Melbourne, Australia	G	9.58
8:00-8:30 a.m.	1200-1230	Jerusalem, Israel	F	11.655, 15.10, 15.487, 17.685, 17.815
8:00-8:55 a.m.	1200-1255	Peking, China	F	11.685
8:15-8:30 a.m.	1215-1230	HCJB, Quito, Ecuador	G	11.745
8:30-9:00 a.m.	1230-1300	Stockholm, Sweden	G	15.305
8:30 a.m.-12:30 p.m.	1230-1630	HCJB, Quito, Ecuador	G	11.745, 15.115 (Sun. 1600)
9:15-9:45 a.m.	1315-1345	Berne, Switzerland	G	15.14
9:15 a.m.-4:00 p.m.	1315-2000	**London, England	G	15.07
10:00-10:30 a.m.	1400-1430	Helsinki, Finland	G	15.185
		Stockholm, Sweden	G	15.305
11:00 a.m.-12:15 p.m.	1500-1615	London, England	G	17.84 (via Ascension)
1:00-2:00 p.m.	1700-1800	**Paris, France	G	9.74, 11.705, 11.89, 11.93, 11.965, 15.21, 15.30, 15.36, 15.425, 17.72, 17.80, 17.82, 21.62
1:00-2:15 p.m.	1700-1815	London, England	G	15.365 (via Sackville)
2:45-4:00 p.m.	1845-2000	**Abidjan, Ivory Coast	F	11.92 (Mon.-Sat.)
3:45-6:30 p.m.	1945-2230	**Delhi, India	F	9.525, 9.912, 11.62
4:00-4:30 p.m.	2000-2030	**Tehran, Iran	F	9.022
4:00-4:55 p.m.	2000-2055	Jerusalem, Israel	G	9.815, 11.645, 15.487
4:00-5:00 p.m.	2000-2100	**Brasilia, Brazil	G	15.24
4:00-5:15 p.m.	2000-2115	**London, England	G	11.75, 15.07, 15.26
4:45-5:00 p.m.	2045-2100	**Valletta, Malta	G	9.755 (Sat.)
5:00-5:50 p.m.	2100-2150	**Johannesburg, South Africa	G	5.98, 7.27, 11.90
5:15-6:45 p.m.	2115-2245	London, England	G	9.58 (via Ascension), 11.78, 15.26 (via Ascension)
5:30-6:50 p.m.	2130-2250	Hilversum, Holland	G	9.715, 11.73 (Sun.: Dutch)
5:45-7:00 p.m.	2145-2300	**Cairo, Egypt	G	9.805
6:00-6:15 p.m.	2200-2215	**Belgrade, Yugoslavia	F	9.62
6:00-9:20 p.m.	2200-0120	**Ankara, Turkey	F	9.515, 11.88
6:30-7:00 p.m.	2230-2300	Vilnius, U.S.S.R.	G	9.685, 9.735, 9.745, 11.75, 11.77, 11.79 (Sat./Sun.)
6:30-7:20 p.m.	2230-2320	Johannesburg, S. Africa	G	5.98, 9.585, 9.695, 11.90
6:45-8:30 p.m.	2245-0030	London, England	G	5.975, (from 2300), 7.325, 9.58 (via Ascension), 11.78
7:00-7:30 p.m.	2300-2330	Stockholm, Sweden	F	6.12, 9.605, 11.705
		Helsinki, Finland	P	15.185
7:00-7:50 p.m.	2300-2350	**Buenos Aires, Argentina	G	11.71 (Mon.-Fri.)
7:00-8:30 p.m.	2300-0030	Moscow, U.S.S.R.	G	5.905, 7.10, 7.11, 7.33, 9.635, 9.665, 9.685, 11.72, 11.75, 11.87, 12.00, 12.05, 15.21, 15.245, 17.72, 17.76, 17.90
7:00-9:00 p.m.	2300-0100	Montreal, Canada	G	6.085 (Mon.-Fri.)
7:45-8:00 p.m.	2345-0000	**Voice of the Org. of American States, Washington, U.S.A.	G	9.64, 11.74, 15.16
7:45-8:45 p.m.	2345-0045	Tokyo, Japan	F	15.27, 15.30
8:00-8:25 p.m.	0000-0025	Tirana, Albania	G	7.065, 9.78 (varies)
8:00-8:30 p.m.	0000-0030	Oslo, Norway	G	9.645, 11.86, 15.175 (Sun.)
8:00-8:55 p.m.	0000-0055	Peking, China	F	11.945, 15.06, 17.673
		Sofia, Bulgaria	F	9.70
8:00-9:00 p.m.	0000-0100	**Luxembourg	F	6.09
8:00-10:00 p.m.	0000-0200	**VDA, Washington, U.S.A.	G	6.13, 9.65, 11.83
8:00 p.m.-1:05 a.m.	0000-0505	**Montreal, Canada (Northern Service)	F	5.96, 9.625 (includes French, etc.)
8:15-8:30 p.m.	0015-0030	Athens, Greece	P	9.52
8:30-8:55 p.m.	0030-0055	Prague, Czechoslovakia	F	6.055, 9.54
8:30-9:00 p.m.	0030-0100	Kiev, U.S.S.R.	G	6.02, 9.50, 9.54, 9.60, 9.665, 9.72, 11.69, 11.72, 11.735, 11.735, 11.85, 12.00, 12.05, 15.21, 15.245, 17.72, 17.76, 17.90 (Mon./Thur./Sat.)

		Vilnius, U.S.S.R.	G	9.685, 11.77, 11.79 (Sat./Sun.)
		HCJB, Quito, Ecuador	G	9.56, 11.915
8:30-11:30 p.m.	0030-0330	London, England	G	5.975, 7.325, 9.58 (via Ascension)
9:00-9:15 p.m.	0100-0115	Vatican City	G	5.995, 9.605, 11.845
9:00-9:20 p.m.	0100-0120	Rome, Italy	G	9.575, 11.81
9:00-9:45 p.m.	0100-0145	Berlin, Ger. Dem. Rep.	F	9.73
		Madrid, Spain	G	6.065, 11.88 (Mon.-Sat.)
9:00-9:55 p.m.	0100-0155	Peking, China	G	7.12, 9.78 (via Tirana), 9.94, 11.675, 11.945, 15.06, 17.855
		Prague, Czechoslovakia	G	5.93, 7.345, 9.54, 9.74, 11.99
9:00-10:00 p.m.	0100-0200	Montreal, Canada	G	6.085, 9.655
		Moscow, U.S.S.R.	G	5.905, 7.10, 7.11, 7.33, 9.53, 9.60, 9.635, 9.665, 9.685, 9.70 (via Sofia), 11.72 (from 0130), 11.87, 12.00, 12.05, 15.21, 15.245, 17.72, 17.76, 17.90
9:00-11:00 p.m.	0100-0300	Melbourne, Australia	F	15.32, 17.795
9:00-11:30 p.m.	0100-0330	Havana, Cuba	G	11.725, 11.93
9:00 p.m.-3:00 a.m.	0100-0700	HCJB, Quito, Ecuador	G	6.095, 9.56, 11.915 (includes some Eskimo)
9:30-9:50 p.m.	0130-0150	Cologne, Ger. Fed. Rep.	G	6.01, 6.04, 6.10 (via Malta), 9.565, 9.69, 9.745, 11.865 (via Malta)
9:30-9:55 p.m.	0130-0155	Tirana, Albania	G	6.20, 7.30
		Vienna, Austria	P	6.155, 9.77
9:30-10:25 p.m.	0130-0225	Bucharest, Rumania	F	5.99, 9.57, 9.68, 11.775, 11.94
9:45-10:15 p.m.	0145-0215	Berne, Switzerland	G	5.965, 6.135, 9.725, 11.715
10:00-10:30 p.m.	0200-0230	Budapest, Hungary	G	6.00, 6.115, 9.585, 9.833, 11.91, 15.22 (Ex. Sun.)
		Lisbon, Portugal	F	6.025, 11.935
		Dslo, Norway	F	6.18, 9.645, 11.86 (Sun.)
		Warsaw, Poland	P	6.095, 6.135, 7.27, 9.675, 11.815, 11.84, 15.12
10:00-10:45 p.m.	0200-0245	Madrid, Spain	G	6.065, 11.88 (Mon.-Sat.)
10:00-10:55 p.m.	0200-0255	Peking, China	F	9.94, 11.675, 15.06, 17.855
10:00-11:00 p.m.	0200-0300	Moscow, U.S.S.R.	G	5.905, 7.10, 7.11, 7.33, 9.53, 9.60, 9.635, 9.665, 9.685, 9.70 (via Sofia), 11.72, 11.87, 12.00, 12.05, 15.21, 15.245, 17.72, 17.76, 17.90
10:00-11:20 p.m.	0200-0320	Hilversum, Holland	G	6.165 (via Bonaire)
10:00-11:30 p.m.	0200-0330	Cairo, Egypt	G	9.475
10:30-11:00 p.m.	0230-0300	Beirut, Lebanon	P	9.67
		Lisbon, Portugal	F	6.025, 11.935
		Tirana, Albania	G	6.20, 7.30
11:00-11:30 p.m.	0300-0330	Budapest, Hungary	G	6.00, 6.115, 9.585, 9.833, 11.91, 15.22
		Kiev, U.S.S.R.	G	7.15, 9.61, 9.72, 11.69, 11.72, 11.77, 12.00, 12.05, 15.21, 15.245, 17.72, 17.76
11:00-11:35 p.m.	0300-0335	Warsaw, Poland	P	6.095, 6.135, 7.27, 9.675, 11.815, 11.84, 15.12
11:00-11:45 p.m.	0300-0345	Madrid, Spain	G	6.065, 11.88 (Mon.-Sat.)
11:00-11:55 p.m.	0300-0355	Peking, China	G	7.12, 9.78 (via Tirana)
11:00-12 mdt.	0300-0400	Buenos Aires, Argentina	G	9.69 (Mon.-Fri.)
		Prague, Czechoslovakia	G	5.93, 7.345, 9.54, 9.74, 11.99
		Moscow, U.S.S.R.	G	5.905, 7.33, 9.53, 9.665, 9.685, 9.70 (via Sofia)
11:30-11:55 p.m.	0330-0355	Tirana, Albania	G	6.20, 7.30
		Vienna, Austria	P	6.155, 9.77
11:30-12:30 a.m.	0330-0430	London, England	G	5.975, 9.58 (via Ascension)
11:30-12:50 a.m.	0330-0450	Havana, Cuba	G	11.725, 11.76, 11.93
12 mdt.-12:15 a.m.	0400-0415	Budapest, Hungary	G	6.00, 6.115, 9.585, 9.833, 11.91, 15.22 (Tue./Fri.)
		Jerusalem, Israel	G	5.90, 7.412, 9.009, 12.025
12 mdt.-12:25 a.m.	0400-0425	Bucharest, Rumania	F	5.99, 9.57, 9.68, 11.775, 11.94
12 mdt.-12:30 a.m.	0400-0430	Sofia, Bulgaria	G	9.70
12 mdt.-1:00 a.m.	0400-0500	Moscow, U.S.S.R.	G	5.905, 7.33, 9.53, 9.60, 9.665, 9.685, 9.72, 11.735, 11.77
12 mdt.-2:00 a.m.	0400-0600	Montreal, Canada	G	6.135, 9.655
12:30-1:00 a.m.	0430-0500	**London, England	G	6.005, 9.58 (via Ascension)
12:50-2:00 a.m.	0450-0600	Havana, Cuba	G	11.725, 11.76
1:00-2:00 a.m.	0500-0600	**London, England	G	6.005, 7.27, 9.60 (via Ascension)
1:00-4:00 a.m.	0500-0800	**Kuwait, Kuwait	F	15.345

Free your Altair...

with a single I/O card that could very well meet all the input/output needs of your 8800 system.



Exercise incredible options like these with just one 3P+S card. It has two 8-bit parallel I/O ports, with full handshaking logic, and one serial I/O, with a data rate that can be set between 35 and 9600 Baud. Our descriptive 59 page owner's manual is available for \$4.00, fully refundable with purchase of the 3P+S. Kit Price, \$125.

This One's On Us!

Get a full 8080 implementation of 8K FOCAL ("Digital Equip. Corp.), including the game of Lunar Lander, now at your Processor Technology dealer. Object tape available for the copying charge only; source listing complementary with a minimum purchase.

Write Us.
For details on our other compatible 8800 plug-in modules.

Processor Technology

6200-H Hollis Street
Emeryville, CA 94608


The better the training the better you'll

Send for
FREE
illustrated
career
guide




NTS guide
to careers in
Electronics

COMPU-TRAINER
IN-CIRCUIT TRANSISTOR TESTER
TROUBLESHOOTER
VOM

SOLID-STATE
OSCILLOSCOPE



ELECTRO-LAB



(Simulated TV Reception)

As an NTS student you'll acquire the know-how that comes with first-hand training on NTS professional equipment. **Equipment you'll build and keep.** Our courses include equipment like the **NTS/Heath Digital GR-2000 Solid State color TV** with first-ever features like silent varactor diode tuning; digital channel selection, (with optional digital clock), and big 315 sq. in. ultra-rectangular screen.

Also pictured above are other units — 5" solid state oscilloscope, vector monitor scope, solid-state stereo AM-FM receiver with twin speakers, digital multi-meter, and more. It's the kind of better equipment that gets you better equipped for the electronics industry.


This electronic gear is not only designed for training; it's field-type — like you'll meet on the job, or when you're making service calls. And with NTS easy-to-read, profusely illustrated lessons you learn the theory behind these tools of the trade.

Choose from 12 NTS courses covering a wide range of fields in electronics, each complete with equipment, lessons, and manuals to make your training more practical and interesting.

Compare our training; compare our lower tuition. We employ no salesmen, pay no commissions. You receive all home-study information by mail only. All Kits, lessons, and experiments are described in full color. Most liberal refund policy and cancella-

and the equipment be equipped.

**COMPARE OUR
KITS AND LESSONS.
COMPARE OUR
TUITION.**



tion privileges spelled out. Make your own comparisons, your own decision. Mail card today, or clip coupon if card is missing.

NO OBLIGATION. NO SALESMAN WILL CALL

APPROVED FOR VETERAN TRAINING
Get facts on new 2-year extension

NATIONAL TECHNICAL SCHOOLS

TECHNICAL-TRADE TRAINING SINCE 1905
Resident and Home-Study Schools
4000 So. Figueroa St., Los Angeles, Calif. 90037

NATIONAL TECHNICAL SCHOOLS Dept. 205-056
4000 South Figueroa St., Los Angeles, Calif. 90037
Please send FREE Color Catalog and Sample Lesson.
NO OBLIGATION. NO SALESMAN WILL CALL.

- | | |
|---|--|
| <input type="checkbox"/> Color TV Servicing | <input type="checkbox"/> Electronics Technology |
| <input type="checkbox"/> B & W TV and Radio Servicing | <input type="checkbox"/> Computer Electronics |
| <input type="checkbox"/> Electronic Communications | <input type="checkbox"/> Basic Electronics |
| <input type="checkbox"/> FCC License Course | <input type="checkbox"/> Audio Electronics Servicing |

NAME _____ AGE _____

ADDRESS _____ APT # _____

CITY _____ STATE _____

Please fill in Zip Code for fast service _____

- Check if interested in G.I. Bill information.
 Check if interested ONLY in classroom training in Los Angeles.

A Major Advance...



- *EFFICIENT ENGINE PERFORMANCE
- *REDUCED MAINTENANCE EXPENSE
- *1 YEAR GUARANTEE OF PRODUCTS

For those who need maximum firing potential, Labtronics offers the Multiple Restrike Ignition. The system produces a high energy repetitive spark on each power stroke which insures the greatest statistical chance for proper ignition. Dependable system triggering from breaker-points, magnetic pick-ups or the extremely accurate '13A1-xx' infrared triggering unit. Order your system and enjoy the economy and peak performance of an efficient engine.

LABTRONICS, INCORPORATED

3635 HILLSIDE DRIVE • YPSILANTI, MICHIGAN 48197

MULTIPLE RESTRIKE SYSTEM

[] Model VI	Programmable Duration	\$79.95
[] Model VI-B	Fixed Burst Duration	\$59.95
[] Model VI-C	Complete Optical System	\$79.95
HIGH ENERGY SYSTEM (Single Strike)		
[] Model V	Points Triggering System	\$29.95
[] Model V-C	Complete Optical System	\$47.95
TRIGGERING UNITS		
[] 13A1-xx	Optical Trigger Unit	\$24.95
[] 6129B	Magnetic Amplifier	\$ 4.95

CIRCLE NO. 37 ON FREE INFORMATION CARD

SAVE!

MONEY • TIME • FREIGHT

QUALITY STEREO EQUIPMENT AT LOWEST PRICES.

YOUR REQUEST FOR QUOTATION RETURNED SAME DAY.

FACTORY SEALED CARTONS—GUARANTEED AND INSURED.

SAVE ON NAME BRANDS LIKE:
 A.D.C. KLH
 A.R. SHURE
 DYNACO KOSS
 SONY FISHER

PIONEER
 AND MORE THAN 50 OTHERS
 BUY THE MODERN WAY
 BY MAIL—FROM

illinois audio

Department 217S
 12 East Delaware
 Chicago, Illinois 60611
 312-664-0020

TO WESTERN NORTH AMERICA

TIME-PDT	TIME-GMT	STATION	QUAL*	FREQUENCIES, MHz
4:00-4:15 a.m.	1100-1115	Tokyo, Japan	G	5.99
4:00-7:00 a.m.	1100-1400	**VOA, Washington, U.S.A.	G	5.955, 9.73
5:00-5:15 a.m.	1200-1215	Tokyo, Japan	P	5.99
5:00-6:30 a.m.	1200-1330	London, England	G	5.99 (via Sackville)(opens 1300 Sun.)
5:15-9:30 a.m.	1215-1630	HCJB, Quito, Ecuador	G	11.745
6:00-6:15 a.m.	1300-1315	Tokyo, Japan	P	5.99
6:30-8:00 a.m.	1330-1500	**Delhi, India	F	11.81, 15.345
6:30-9:15 a.m.	1330-1615	**London, England	F	9.74, 11.75, 15.31 (via Tebrau)
7:00-7:30 a.m.	1400-1430	Tokyo, Japan	G	9.505
7:00-8:20 a.m.	1400-1520	**Hilversum, Holland	G	11.74 (via Talata)
7:00-9:55 a.m.	1400-1655	Manila, Philippines	F	9.58 (Closes 1555 Sun.)
8:00-8:15 a.m.	1500-1515	Tokyo, Japan	G	9.505
8:00-9:15 a.m.	1500-1615	London, England	G	17.84 (via Ascension)
9:00-9:15 a.m.	1600-1615	Tokyo, Japan	G	9.505
9:00-9:30 a.m.	1600-1630	Oslo, Norway	F	17.80 (Sun.)
9:45-9:51 a.m.	1645-1651	Hilversum, Holland	G	11.82, 15.19 (via Bonaire, Mon.-Fri.)
10:00-10:15 a.m.	1700-1715	Tokyo, Japan	G	9.505
10:00-11:30 a.m.	1700-1830	London, England	G	15.365 (via Sackville)
10:45 a.m.-2:15 p.m.	1745-2115	**London, England	F	11.82 (via Ascension)
11:00-11:15 a.m.	1800-1815	Tokyo, Japan	G	15.105
12 noon-12:07 p.m.	1900-1907	**Papeete, Tahiti	F	11.825, 15.17 (exc. Sun.)
12 noon-12:15 p.m.	1900-1915	Tokyo, Japan	G	15.105
1:00-1:15 p.m.	2000-2015	Tokyo, Japan	G	15.105
1:00-1:55 p.m.	2000-2055	Jerusalem, Israel	F	11.645, 12.025, 15.487
1:00-2:20 p.m.	2000-2120	**Hilversum, Holland	G	11.73 (via Talata)
2:00-2:15 p.m.	2100-2115	Tokyo, Japan	G	15.105
2:15-4:00 p.m.	2115-2300	London, England	G	15.26 (via Ascension)
3:00-3:15 p.m.	2200-2215	Tokyo, Japan	G	15.105
3:00-5:00 p.m.	2200-0000	**VOA, Washington, U.S.A.	G	17.82, 17.895, 21.61
3:30-4:20 p.m.	2230-2320	Johannesburg, S. Africa	G	5.98, 9.585, 9.695, 11.90
4:00-4:30 p.m.	2300-2330	Tokyo, Japan	G	15.105
4:00-5:30 p.m.	2300-0030	London, England	G	6.175, 9.51 (via Sackville), 9.58, 15.26 (via Ascension)
		Moscow, U.S.S.R.	G	12.05, 15.21, 15.245, 17.72, 17.76, 17.90 (via Soviet Far East)
4:00-6:00 p.m.	2300-0100	Montreal, Canada	G	6.085 (Mon.-Fri.)
5:00-5:15 p.m.	0000-0015	Tokyo, Japan	G	15.105
5:00-7:00 p.m.	0000-0200	**VOA, Washington, U.S.A.	G	11.71, 15.205
5:30-6:00 p.m.	0030-0100	HCJB, Quito Ecuador	G	9.56, 11.915
5:30-8:30 p.m.	0030-0330	London, England	G	6.175 (via Sackville), 9.51 (via Greenville), 9.58 (via Ascension)
6:00-6:15 p.m.	0100-0115	Tokyo, Japan	G	15.105
6:00-8:00 p.m.	0100-0300	Moscow, U.S.S.R.	G	12.00, 12.05, 15.21, 15.245, 17.72, 17.76, 17.90 (via Soviet Far East)
		Melbourne, Australia	G	15.32, 17.795
6:00-12 mdt.	0100-0700	HCJB, Quito, Ecuador	G	6.095, 9.56, 11.915 (includes Eskimo)
6:30-7:30 p.m.	0130-0230	Tokyo, Japan	G	15.195, 15.39, 17.725, 17.825
7:00-7:15 p.m.	0200-0215	Tokyo, Japan	G	15.105
7:00-7:55 p.m.	0200-0255	Peking, China	G	11.675, 15.06, 17.855
7:00-8:50 p.m.	0200-0350	Taipei, Taiwan	G	11.86, 15.125, 17.72, 17.89
7:30-8:00 p.m.	0230-0300	Stockholm, Sweden	P	9.695, 11.705
8:00-8:15 p.m.	0300-0315	Tokyo, Japan	G	15.105
8:00-8:30 p.m.	0300-0330	Kiev, U.S.S.R.	G	12.05, 15.21, 15.245, 17.72, 17.76 (via Soviet Far East)
8:00-8:45 p.m.	0300-0345	Madrid, Spain	P	6.065, 11.88 (Mon.-Sat.)
8:00-8:55 p.m.	0300-0355	Peking, China	G	7.12, 9.78 (via Tirana), 15.06, 15.385, 17.735, 17.855
8:00-9:25 p.m.	0300-0425	**Johannesburg, S. Africa	G	3.995, 4.875, 5.98, 7.27
8:00-9:35 p.m.	0300-0435	**San Jose, Costa Rica	F	6.175, 9.645
8:22-8:28 p.m.	0322-0328	Erevan, U.S.S.R.	G	11.96, 15.13, 15.18, 15.455, 17.90 (Sat./Tue./Wed./Fri., via Far East)
8:30-9:00 p.m.	0330-0400	Moscow, U.S.S.R.	G	6.02, 9.635, 11.96, 12.05, 15.13, 15.18, 15.21, 15.245, 17.72 (via Soviet Far East)

IMSAI announces a unique 4K RAM board for just \$139.

Nobody has a 4K RAM board that gives you so much for your money. It's fully compatible with the Altair 8800.

Through the front panel or under software control, you can write protect or unprotect any 1K group of RAM's. Also under software control you can check the status of any 4K RAM board in 1K blocks to determine whether it's protected or not. The board has LED's that clearly show you the memory protect status of each 1K block and which block is active. And there's a circuit provided that will let you prevent the loss of data in the memory if there's a power failure. This low power board has a guaranteed 450 ns cycle time—no wait cycle required. There's nothing like the IMSAI 4K RAM board around.

Dealer inquiries invited.

IMS

IMS Associates, Inc.

IMS Associates, Inc.
1922 Republic Ave.
San Leandro, CA 94577
(415) 483-2093

Order Your IMSAI 4K RAM Board For Only \$139. Use BankAmericard, Master Charge, personal check or money order.

Send _____ 4K RAM boards today.
 Charge to my credit card
 BAC No. _____
 MC No. _____

Signature _____

Name _____

Address _____

City/State/Zip _____

8:30-9:15 p.m.	0330-0415	Berlin, Ger. Dem. Rep.	P	9.73, 11.84, 11.89
8:30-9:30 p.m.	0330-0430	London, England	G	6.175 (via Sackville), 9.58 (via Ascension)
9:00-9:15 p.m.	0400-0415	Jerusalem, Israel	F	9.815
9:00-9:30 p.m.	0400-0430	Tokyo, Japan	G	15.105
		Sofia, Bulgaria	P	9.70
		Budapest, Hungary	P	6.00, 6.135, 9.585, 9.833, 11.91 (Tue., Fri.)
		Oslo, Norway	F	9.645, 11.86, 11.87 (Sun.)
9:00-10:00 p.m.	0400-0500	Moscow, U.S.S.R.	G	6.02, 9.635, 9.71 (from 0430), 11.96, 12.05, 15.10, 15.13, 15.18, 15.21, 15.245 (via Far East)
9:00-11:00 p.m.	0400-0600	Montreal, Canada	G	6.135, 9.655
9:15-10:30 p.m.	0415-0530	Bangkok, Thailand	P	9.655, 11.905
9:30-10:00 p.m.	0430-0500	Lisbon, Portugal	P	6.025, 11.935
		Berne, Switzerland	F	9.725, 11.715
		Vienna, Austria	P	6.015
9:30-10:00 p.m.	0430-0500	** London, England	G	6.005, 9.58 (via Ascension)
9:30-10:15 p.m.	0430-0515	** Cologne, Ger. Fed. Rep.	F	7.225 (via Kigali)
10:00-10:15 p.m.	0500-0515	Tokyo, Japan	G	15.105
10:00-10:30 p.m.	0500-0530	Seoul, Rep. of Korea	F	9.64, 15.335
10:00-11:20 p.m.	0500-0620	Hilversum, Holland	G	6.185, 9.715 (via Bonaire)
10:00 p.m.-12 mdt.	0500-0700	** London, England	G	6.005, 7.27, 9.60 (via Ascension)
10:00-12:30 a.m.	0500-0730	Moscow, U.S.S.R.	G	6.02, 9.635, 9.71, 11.96, 12.05, 15.10, 15.13, 15.18, 15.21 (via Soviet Far East)
10:30-10:50 p.m.	0530-0550	Cologne, Ger. Fed. Rep.	G	6.10 (via Malta), 6.185, 9.545
11:00-11:15 p.m.	0600-0615	Tokyo, Japan	G	9.505
11:00-11:30 p.m.	0600-0630	Oslo, Norway	P	11.87 (Sun.)
11:00-12 mdt.	0600-0700	Buenos Aires, Argentina	G	9.69 (Mon.-Fri.)
11:00 p.m.-1:45 a.m.	0600-0845	** Wellington, New Zealand	G	6.08, 9.54
11:30 p.m.-1:30 a.m.	0630-0830	Havana, Cuba	G	9.525
11:30 p.m.-1:55 a.m.	0630-0855	** Kuala Lumpur, Malaysia	G	11.90, 15.275
12 mdt.-12:15 a.m.	0700-0715	Tokyo, Japan	G	9.505
12 mdt.-12:30 a.m.	0700-0730	** London, England	G	6.005, 9.60 (via Ascension)
12:30-1:15 a.m.	0730-0815	** London, England	G	9.60, 11.86, 15.40 (via Ascension)
1:00-1:15 a.m.	0800-0815	Tokyo, Japan	G	9.505
2:00-2:15 a.m.	0900-0915	Tokyo, Japan	G	9.505
2:00-2:30 a.m.	0900-0930	Seoul, Rep. of Korea	F	9.64, 15.335
2:00-4:45 a.m.	0900-1145	** Wellington, New Zealand	G	6.08, 9.52
3:00-3:15 a.m.	1000-1015	Tokyo, Japan	G	5.99
3:00-3:50 a.m.	1000-1050	Pyeongyang, D.P.R. Korea	G	9.42, 9.535

* Reception quality, East Coast (West Coast) location: G-good, F-fair, P-poor
** Not intended for North America, but receivable satisfactorily

Frequencies are accurate as of press time, but subject to change. Many stations broadcasting in English but not beamed to North America are often audible here depending upon conditions, locations, time, etc. Sometimes, they are more audible than those nominally beamed here. Beginning with this issue, to help readers and as a sampling of what can be heard, we have added a selection of interesting stations heard here in English. The fine programs from Paris and Brasilia are particularly recommended.


At Last A New Amazingly Simple HIGH FREQUENCY (1HZ-30MHz) COUNTER

BUILD FROM EASY-TO-FOLLOW
"PLANS WITH CIRCUIT BOARDS"

PROFESSIONAL FEATURES

Frequency measurements from 1 cycle to 30 MHz. 5 digit display with 8 digit readout capabilities. Large very bright gaseous discharge "Nixie" tubes with .63 in. high numerals. Temperature compensated master crystal-controlled oscillator. Gating time base selections: 1, 10, 100 m/sec. and 1 sec. Calibration test point for verifying accuracy of counter. Plug-in sockets used for both discrete units and integrated circuits to facilitate servicing and eliminate AGING CHARACTERISTICS.

The concepts used in the design encompasses the ultimate scientific knowledge and contemporary "state of the art expertise." Performance is based on



the most rigid specifications of stability and counting reliability with meticulous attention to the finest details. It is enhanced by extreme simplicity of integrated electronic circuits design plus a very easy-to-make mechanical assembly. We supply complete Schematics and Full Size Assembly Drawings with Critical Dimensions, Bill of Materials, Photographs and Circuit Boards.

SEND ONLY \$37.00 PPD
20% DEPOSIT ON C.O.D.

SINCLAIR LABORATORIES

500 Carolina St. Bellingham, Wash. 98225 OR 1030 Hamilton, Suite 4 Vancouver, B.C. V6B 2S1



CB Scene

By Ray Newhall

CB FOR PLEASURE CRAFT

MANY boating enthusiasts have found that their craft mix as well with two-way radios as vodka does with vermouth! Informal polls indicate that CB is extremely popular with pleasure-craft owners.

Why CB and not vhf marine radio? Why not both? There are no stock answers to these questions. The conclusion each skipper reaches depends on his individual needs as a yachtsman, the type of boat he owns, and the area in which he sails. There are many advantages and drawbacks to each type of service, judged by the nautical community's standards. This month we'll discuss a few of these, based on our monitoring of Coast Guard and pleasure-craft communications on Long Island Sound, the body of water between New York's Long Island and New England.

The vhf Marine Radio Service has been carefully planned for nearly twenty years by the FCC and the Coast Guard. It's intended to provide the best possible service for a majority of vessels plying federally controlled waterways. The switch-over to vhf/FM from the old 2-MHz AM service was scheduled over an extended period to minimize financial losses to boat owners already equipped with MF marine radios. (Time runs out for the MF service on January 1, 1977.)

Accordingly, the Coast Guard is now firmly committed to vhf for all operations within a land limit of 20-miles. A great number of repeater stations have been installed at remote locations.

When vhf marine was being planned in the late 1950's (about the same time that Class D was authorized), there was no way that government officials could anticipate the tremendous growth in both small boating and the use of the Citizens Band. Also, it had not yet occurred to the small-craft owner that he could one day use an inexpensive, battery-powered radio to contact someone at home or call for

help. As CB evolved, a *de facto* marine communications system was established, lacking one important ingredient—direct Coast Guard participation.

Coast Guard CB Policies. An independent study was conducted for the Coast Guard in 1968, more recently reviewed to determine if its findings were still valid. This study acknowledged the value of CB to the small-craft segment of the marine community, but concluded that CB was not an adequate or reliable substitute for the official Marine Radio Service. The conclusion was reinforced by the widespread rules violations on the Citizens Band, as well as the FCC's apparent inability to curtail them.

In 1968, the Coast Guard estimated that, for a minimal CB monitoring capability, it would require \$1.5 million to set up and an additional \$1.1 million annually to maintain and man. Budgetary considerations made this prohibitive, and the decision to proceed at full steam on the completion of vhf facilities was made. Also, recommendations were made that the Coast Guard rely primarily on organized CB "interface" facilities (such as REACT, REST Marine, etc.) to fill the gap in marine safety communications represented by boating CB groups.

Coast Guard Policy effective April 1975 states:

"... The Coast Guard does not encourage the establishment of CB Marine nets or interface organizations. However where nets or interface organizations of this type already exist, Coast Guard is aware that information can be extracted from them to aid in our safety mission."

Officially, the Coast Guard Auxiliary follows policy outlined by the Coast Guard, but unofficially many auxiliary vessels monitor the CB channels and often utilize it for their own administrative purposes. In addition, many local Marine Police units use CB extensively. These organizations deal primarily with local yachtsmen, weekend fishermen, and the small-craft public which represent the majority of marine CB users. Consequently, CB is a basic communications medium for local public safety officials, and they generally cooperate fully with CB safety teams.

All of this means that there are many people, both official and unofficial, who are listening for your MAYDAY call on the Citizens Band. (In many areas, Channel 13 is used for this purpose.)

Which Service is Best? The advantages and disadvantages of vhf marine and Citizens Band radio for pleasure craft are listed in the Table. The primary reasons many mariners have selected CB appear to be its lower cost, ready availability, and multi-function applications. Regarding the latter, Class-D transceivers can be pulled from the boat at dockside and plugged into the car for use on the way home and during the week. Hand-held CB units can be carried along for the Sunday afternoon sailing race, or car-

COMPARISON OF TWO SYSTEMS

VHF/FM

Advantages

Excellent readability on "line-of-sight" range.

Quiet, noise-free, no skip.

Direct contact with Coast Guard.

Public correspondence (telephone).

High communications reliability.

Monitored by Coast Guard.

Weather broadcasts.

Disadvantages

Relatively high initial cost.

No personal ship-to-shore (direct).

Many small craft not equipped.

Major "gaps" in Coast Guard coverage.

CB

Advantages

Relatively low cost.

Phone patches permitted.

Highly versatile.

Many craft equipped.

Disadvantages

Noisy at times.

Congestion at times.

No "telephone" channel.

No direct Coast Guard communication.

No guaranteed monitor coverage.

Range fluctuates.

No channel designated for marine.

Little radio discipline.

ried by a shore party to communicate back to their boat at its mooring. A part-time fisherman can ask his wife at home when dinner will be ready through a phone patch.

But on vhf, these calls can only be made through the telephone company, which will charge upwards of \$1.50 even for a local call. Privately owned shore stations are not permitted in the Marine Radio Service, except at yacht basins and commercial marine facilities.

The Coast Guard has extended the range of its coastal facilities to well beyond 20 miles by locating antennas atop high towers, and by installing automatic repeater stations in remote areas. However, there are still large portions of inland waterways which are not covered. In these areas, yachtsmen invariably resort to CB as the most useful service.

Comparative Range. The effective communications ranges offered by the two services are very similar, except that vhf's range is much more reliable. At these frequencies, communications are limited to the radio "horizon," which is very dependent on antenna height.

Recently, the FCC authorized CB'ers to raise *nondirectional* antennas up to 60 feet above the ground. This means that CB'er's will be able to contact boats at a distance of 20 miles or more across the water. But in this band, workable range is primarily governed by noise and interference from other stations. On quiet days, the useful range can extend well beyond the horizon, but under "worst-case" conditions, communications will be limited to five miles or less from the base station.

The maximum legal power that a CB transmitter can deliver to its antenna is 4 watts. The figure will always be somewhat lower, due to feedline losses and impedance mismatches. Every loss should be minimized to achieve as much radiated power as possible. A highly efficient antenna system is essential to any effective communications system.

On the other hand, the FCC permits a maximum of 25 watts of r-f power in a vhf marine installation, but antennas are not as "efficient" at these frequencies. Without delving into theory, for a given *field strength*, a half-wavelength antenna—say, a coaxial vertical—would extract only one-sixth of the signal that a half-wavelength CB

antenna would. So things balance out in the long run.

Vhf signals are frequency modulated. In layman's language, this means that the frequency of the transmitted signal varies in response to the modulating voice signal. At the

other end, the receiver will "track" the stronger of two signals received simultaneously. Practically speaking, the weaker signal is entirely over-ridden without those annoying heterodynes! This behavior is known as the FM "capture effect." ♦

FUN AND PRIDE BUILDING YOUR OWN ELECTRONIC "ALPHAKITS", AND SAVE BIG DOLLARS



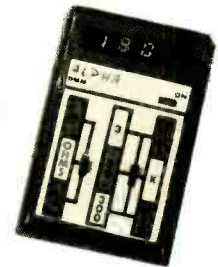
RALLY Digital Stopwatch Kit

\$39.95

+ \$2.00 P&H
NICADS &
CHARGER
\$10.00
ADDITIONAL

- * .003% Xtal Accuracy
- * 6 Digit LED Display
- * 4 Functions for Versatile Timing
- * Easy Assembly

DMM - 2 Auto-Zero Polarity 2½ Digit Multimeter Kit



\$49.95

+ \$2.95 P&H
LESS TEST
LEADS &
BATTERIES

DC Volts 1% 3V - 300V
OHMS 1% 3K - 3 meg.
DCI 5% 3ma - 300 ma
Battery operated; 4 - AA Cells



ALPHA ELECTRONICS


P. O. Box 1005
Merritt Island, FL 32952

Telephone In Your
'ALPHAKIT' Order
305 - 636-6951



If you want a microcomputer with all of these standard features...

- 8080 MPU (The one with growing software support)
- 1024 Byte ROM (With maximum capacity of 4K Bytes)
- 1024 Byte RAM (With maximum capacity of 2K Bytes)
- TTY Serial I/O
- EIA Serial I/O
- 3 parallel I/O's
- ASCII/Baudot terminal compatibility with TTY machines or video units
- Monitor having load, dump, display, insert and go functions



- Complete with card connectors
- Comprehensive User's Manual, plus Intel 8080 User's Manual
- Completely factory assembled and tested—not a kit
- Optional accessories: Keyboard/video display, audio cassette modem interface, power supply, ROM programmer and attractive cabinetry... plus more options to follow. **The HAL MCEM-8080. \$375**


...then let us send you our card.

HAL Communications Corp. has been a leader in digital communications for over half a decade. The MCEM-8080 microcomputer shows just how far this leadership has taken us... and how far it can take you in your applications. That's why we'd like to send you our card—one PC board that we feel is the best-valued, most complete



microcomputer you can buy. For details on the MCEM-8080, write today. We'll also include comprehensive information on the HAL DS-3000 KSR microprocessor-based terminal, the terminal that gives you multi-code compatibility, flexibility for future changes, editing, and a convenient, large video display format.

HAL Communications Corp.
Box 365, 807 E. Green Street, Urbana, Illinois 61801
Telephone (217) 367-7373



Amateur Radio

By Herbert S. Brier

EMERGENCY COMMUNICATIONS AND THE AMATEUR

RADIO amateurs are justifiably proud of their record of supplying emergency communications during and after disasters of many types. Furthermore, this record is one reason valuable frequencies in the radio spectrum are allocated to radio amateurs. Most disasters disrupt normal communications; so in the first critical hours after disaster strikes, amateur radio provides one of the only means to get rescue operations started. Later, when normal communication channels start to be restored, they are pre-empted for official messages. Then, individual health and welfare messages—such as, I am worried. Are you all right? House damaged. We are safe.—begin to flow in and out of the disaster area via amateur radio.

If a sudden disaster struck your community tomorrow morning, leaving it without electrical power or communications to the outside world, how long would it take you to put a signal on the air and start handling emergency messages? Whom in the community would you tell about your services? Would you feel confident that you and your station could handle a constant stream of messages in and out of the area until relieved? Maybe not tomorrow, but before the end of the year, many amateurs will really face similar questions.



Sue Anderson, WB9EWP, at a station during Field Day in Baraboo, Wis.

Logically, the first step in preparing for a possible communications emergency is to join the Amateur Radio Emergency Corps (AREC). If you do not know how to get in touch with your local Emergency Coordinator (EC), write to your Section Emergency Coordinator or Section Communications Manager at the addresses that appear each month in "QST" or to the American Radio Relay League, Inc., Newington, Conn. 06111, for AREC registration forms and the name and address of your local EC. He should have liaison with local government offices and other organizations who need communications in emergency conditions and plans for supplying them when necessary. The EC can also tell you about local Radio Amateur Communication Emergency Services (RACES) and Military Affiliate Radio Service (MARS) groups who are also geared to provide message handling and emergency communications in time of need.

Emergency Power. Ideally, every amateur should have facilities for operating his station independently of the commercial power lines. A portable, gasoline or propane-gas generator capable of powering the radio equipment and a few lights is best. A modern transceiver/exciter that can operate from the commercial power lines or 12 volts, dc, can also do the job when the power lines go dead, as long as the storage batteries hold out. A mobile station can be quickly converted to a portable, emergency-powered station by parking the vehicle near a point where communications are needed, and erecting a portable antenna between two trees or other supports and connecting it to the transceiver in place of the mobile whip. (The mobile antenna will work, of course, but the portable antenna

will give much better results.) Construction details for an efficient 80/40-meter portable antenna were published in the "Amateur Radio" column in the October, 1975, issue of POPULAR ELECTRONICS. Many amateurs who travel extensively in trailers or campers carry portable antennas and erect them as soon as they arrive at a campsite. They throw iron bolts tied to light lines over conveniently located tree limbs to pull up the heavier lines that support the antenna.

Traffic Nets and Emergency Messages. Any radio amateur worthy of the name is willing to handle emergency messages when he can. However, if message handling is not his regular cup of tea, he immediately finds that sending and receiving messages exactly as written under the stress of emergency conditions is much more demanding than casual ragchewing or DX chasing. Really, the only way to get proficient at handling messages is by practice. Fortunately, it is easy to get the practice. There are traffic nets in all 50 states on the amateur phone and CW bands up to at least 148 MHz that are part of the National Traffic System (NTS). You will hear many nets on the 80- and 75-meter bands between 4:00 and 8:00 p.m. local time. They are also plentiful on other bands and at various hours of the day and night.

A typical traffic net opens with the Net Control Station calling "CQ the XY net, which meets regularly on this frequency to handle traffic. This is a directed net." The NCS then calls the roll of regular net members and lists the number of messages they report. Next, he stands by for latecomers and newcomers. He then instructs the stations that reported traffic to send their messages to designated stations for delivery or relay to their destinations. Liaison stations bring messages from other nets and pick up traffic for them. After all the formal traffic is passed, the NCS dispatches informal messages between net members and finally closes the net. The better the net, the more disciplined it is while there is traffic to be passed, but it changes quickly to an informal group of friendly people after net business is completed. Listen to a few net sessions to learn the ropes. Then call the NCS when he stands by for newcomers, if it seems like a net that you would like to join and make a contribution. After reporting to the net regularly a

few times, you will be automatically added to the roll call.

The booklet *Operating an Amateur Radio Station*, published by the American Radio Relay League, Inc., as well as the ARRL *Radio Amateur's Handbook* and the back pages of the ARRL logbook contain information about writing and handling messages. And the ARRL Net Directory, available on request accompanied by a large return envelope with two units of first class postage, is the most complete list of amateur nets available. Incidentally, not all the nets listed are traffic nets. Some of them are ragchewers nets, missionary nets, bible-reading nets, country-hunters nets, etc; but they all become emergency nets when the chips are down.

Self training is obviously an important part of traffic net operation; but the rewards from handling and delivering messages are as great as other amateurs get from working new states or countries. Admittedly, many of the messages handled are not of world-shaking importance; but how would you rate the messages handled by the daily "Eye-Bank Net?" Since 1962, it has arranged for the transfer of over 7500 human eye corneas from the eye-bank centers to the people needing them.

Field Day. June 26 and 27 are the dates of the 1976 Field Day. From Saturday afternoon until Sunday evening, over 10,000 amateurs will set up approximately 1100, emergency-powered amateur stations under field conditions and contact each other. Some groups will number over 100 members and will operate 10 to 20 separate stations simultaneously. Others will operate one, two, or three stations; still others will be one-man shows. Big or small, and whether they make thousands of contacts or only a dozen, they will be preparing for a future disaster that all hope never comes. Write for your Field Day log and "dupe" sheets from ARRL, Newington, Conn. 06111. Don't forget the stamped return envelope. Start making plans. Incidentally, CW contacts will earn bonus points again this year.

If you are the vhf type, mark down June 12-13 for the ARRL spring vhf contest. Score sheets from the usual source. You do not have to leave home for this one; however, some contestants will climb the highest mountain to improve their scores.

Sphere Offers You A Real Computer!

A REAL COMPUTER IS:


1. A SYSTEM: One that begins at the beginning with an attractive chassis to put everything in and consists of:
 - A. CPU—To give the greatest computing power for the lowest cost ever. Motorola 6800 Microprocessor. The most advanced microprocessor available today.
 - 1K PROM...The Computer Operating Program turns on instantly.
 - 4K RAM...For storage and operating capacity for many programs.
 - REAL TIME CLOCK...To program and monitor events outside and inside the computer.
- B. CRT—To display in human language on video everything going on inside the computer. (512 characters total in 16 lines by 32 characters.)
- C. KEYBOARD—So you can talk to your Computer as fast as you can type. (72 keys of alpha-numeric style typewriter keyboard.)

2. AND A REAL COMPUTER ALLOWS YOU TO: Record and reload programs and data with inexpensive audio cassette recorder.
- D. SIM BOARD—So you can interface to teletype, audio cassette recorders and phone. (RS232C, TTL, TTY at 60ma and 20ma (Teletype), Modem, and 2 cassette recorders.
3. A REAL COMPUTER ALLOWS YOU TO: Add more memory so you can do more processing and have more storage space.
 - E. 16K MEM BOARD—About 20 pages of close typewritten material (more memory up to 64K is available if needed.)
4. A REAL COMPUTER ENDS UP BY ALLOWING YOU TO: Remember huge quantities of information, and then print it out on paper when you need reports, records, checks, P.O.s, invoices, etc., etc, etc.
 - F. PIM BOARD—To interface the computer with the line printer and floppy disk storage.
 - G. FLOPPY DISK—To remember 1/2 million characters (about 150 pages of typed material) on line with the computer.
 - H. LINE PRINTER—To print 65 lines per minute on 8 1/2" wide paper up to 4 legible copies.

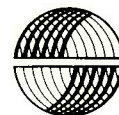
THAT'S A COMPUTER!!!!

Please Contact One Of Our Distributors—

Computer Way—Huntington Beach, California
 Bargain Electronics—LaMeda, California
 Comput-O-Mat Systems—Rye, New York
 The Computer Workshop, Inc.—Montgomery County, Maryland
 Computer Mart Corporate—Boston, Massachusetts
 The Computer Mart of New York—New York City, New York
 Comunicacions S.A.—San Jose, Costa Rica
 Computer Country—Denver, Colorado



DELIVERY: 60-90 DAYS




SPHERE
CORPORATION

791 South 500 West Bountiful, Utah 84010
(801) 292-8466

CIRCLE NO. 62 ON FREE INFORMATION CARD

use Super-strip™ for all circuit sizes...it's a complete mini breadboard... it's a capacity growth module for large-scale breadboards, too.



Start with one Super-strip for small-size circuits... add more only when expanded capacity is needed. Mounts quickly on boards up to 1/8" thick.

ALL IN ONE SUPER-STRIP — you get an integral 8-bus distribution system plus room for lots of components in a matrix of 840 solderless, plug-in tie points.

Super-strip is the world's greatest "quick-change artist" for building, testing and modifying experimental circuits. No lost time doing tedious soldering — just plug in virtually any DIPs and discretes where you want them and interconnect with any solid wires up to #20. Then change anything in your circuit at will. Just unplug, move, plug in again — undamaged — where desired. Reuse everything, every time.

Buses may be used for voltage, ground, reset lines, clock lines, shift command, etc. Link buses together when grouping several Super-strips to form large-scale breadboards.

CALL YOUR A P DISTRIBUTOR TODAY

If no distributor in your area, call the factory or mail the convenient order form at right.



A P PRODUCTS INCORPORATED
 Box 110-H • Painesville, OH 44077
 216/354-2101 • Dealer inquiries invited

A P PRODUCTS INCORPORATED

Box 110-H • Painesville, OH 44077

- CASH: A check or money order is enclosed.
 P.O.: (Attach coupon). F.O.B. factory; Net 30.
 Charge B.A. Charge M.C.

ACCOUNT NUMBER			
FED. ABOVE NAME MET.		GOOD THRU	
SIGNATURE			
PRINT NAME			
ADDRESS			
CITY		STATE	ZIP
Quantity	Part Number	\$ Each	\$ Total
	923252 (nickel-silver terminals)	\$17.00	
	923748 (gold-plated terminals)	\$18.90	
SHIPPING/HANDLING		Merchandise Total	
Up to \$10.00 \$1.00			
10.01 to 25.00 1.50		Sales Tax (OH & CA)	
25.01 to 50.00 2.00			
50.01 to 100.00 2.50		Shipping (see chart)	
100.01 to 200.00 3.00			
Total Amount Enclosed			
All orders subject to acceptance at factory			




Good time capsule.

Saving fleeting moments requires a quality tape recorder. But, just as a camera can be no better than its lens, tapes can be no better than the microphone. Whether it costs \$200, \$500—even \$1,000—a tape recorder can be significantly improved by the addition of a Shure **unidirectional** microphone—a mike that can be 'aimed' so that only the target sounds will be recorded. Microphone misers who ignore this will never hear the true sound of recorded music lessons, parties, classes, speech therapy, sound movies and rehearsals. With Shure microphones, creating tomorrow's treasures is today's pleasure.

Shure Brothers Inc.
222 Hartrey Ave., Evanston, IL 60204
In Canada: A. C. Simmonds & Sons Limited



Manufacturers of high fidelity components, microphones, sound systems and related circuitry.



Electronics Library

ENCYCLOPEDIA OF ELECTRONIC CIRCUITS

by Leo Sands and Donald Mackenroth

Many different representative circuits are illustrated and analyzed, including a-f and r-f amplifiers, audio control circuits, biasing, control, and coupling circuits, frequency converters and multipliers, instrumentation and logic circuits, modulators and demodulators, power supplies, signal processors, and signal generators. Tube, transistor, and IC configurations are covered. Capsule descriptions for each entry appear in paragraph form.

Published by Parker Publishing Co., West Nyack, NY 10994. 288 pages, hard cover.

SEMICONDUCTOR FUNDAMENTALS

by R.F. Coughlin & F.F. Driscoll

As the title implies, this is a very basic book designed primarily for the beginning student in technical schools, junior colleges, or high schools. The authors have written under the assumption that all this material is new to the student and have treated each topic in depth. The text material is progressive, with the first eight chapters laying the groundwork for actual work with semiconductor devices as covered by later chapters. Diagrams, charts, and sketches are used lavishly as are examples, summaries, and self-check problems. For the reader with a tenuous grasp on semiconductor theory, this book should help strengthen his understanding.

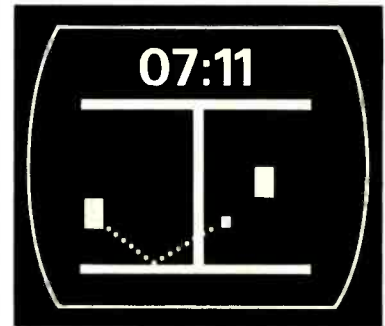
Published by Prentice-Hall, Inc., Englewood Cliffs, NJ 07632. 308 pages. \$14.95 hard cover.

REFERENCE DATA FOR RADIO ENGINEERS, Sixth Edition

The new edition of this engineer's "bible" has been completely updated, revised, and enlarged to encompass material on the latest techniques in electrical and electronic engineering. Much of the material is too new to be found in many reference libraries. Subject areas that have been given major additions and/or revisions include: semiconductors and transistors, micro-miniature electronics, digital computers, electroacoustics, optical communications, navigation, transistor circuits, radio noise & interference, quantum electronics, optoelectronics, and filters. The material is broken up into 48 in-depth chapters and includes hundreds of charts, nomographs, diagrams, curves, tables, and illustrations. Published by Howard W. Sams & Co., Inc., 4300 W. 62 St., Indianapolis, IN 46206. Hard cover. More than 1300 pages. \$30.00.

VIDEO PING PONG KITS

Tennis/Handball
with on-screen scoring



- Complete kit supplied, or any combination of plans, parts, PC board, etc.
- Anyone can build easily from concise instructions
- Attaches to TV antenna — no TV alterations required

IT'S THE HOTTEST
ELECTRONIC GAME IN TOWN.

Send 50¢ for Info Pack—
Refunded with Purchase.

INTERFAB
27963 Cabot Road
Laguna Niguel, California 92677 A

CIRCLE NO. 74 ON FREE INFORMATION CARD

Planning? to move?


Let us know 8 weeks in advance so that you won't miss a single issue of **PSYCHOLOGY TODAY**.

Attach old label where indicated and print new address in space provided. Also include your mailing label whenever you write concerning your subscription. It helps us serve you promptly. Write to: P.O. Box 2990, Boulder, CO 80302, giving the following information:

- Change address only.
 Extend subscription. Enter new subscription.
 1 year \$12.00
 Payment enclosed (1 extra BONUS issue)
 Bill me later

AFFIX LABEL	
<p>If you have no label handy, print OLD address here.</p> <p>name <small>please print</small></p> <p>address</p> <p>city</p> <p>state</p> <p>zip-code</p>	<p>name <small>please print</small></p> <p>address</p> <p>city</p> <p>state</p> <p>zip-code</p>

Add'l postage per year: Add \$1 for Canada; \$2 for all other countries outside the U.S.



Computer Bits

GAMES FOR LEARNING

By Jerry Ogdin

LEARNING to program isn't difficult, but it does take experience. One of the biggest headaches in learning how to program is sample problem selection. Most text books illustrate problems that are either too simple, too complex, or too far afield for good learning experience.

We don't believe that the experience in converting traditional games to computer form is very enlightening. Some of the worst examples of coding are to be seen in some published game programs, often because they have been written by novices. One should wait to write programs like blackjack, poker, NIM and tic-tac-toe until he has more experience. The programming games I'm talking about are "games" for writing programs.

Reading Programs. Authors learn to write by reading good works. Composers who haven't heard good music can't compose very well. Programmers think that all they need to do is read the reference manual and they'll have everything they need. Well, it isn't so. You should read programs, too. The best way to glean experience from somebody else's hours of labor is to read their codes. Unfortunately, you'll have to read an awful lot before you can decide which is good and which is bad. Ideally, you should only read the good stuff.

The best way to attack a program reading exercise is to get a pad and pencil, and the program listing. Then start breaking the program into small "modules." You can usually discern a pattern of subroutines. Find all the instructions that refer to subroutines, and then locate all of the subroutines. Determine what each subroutine does and jot it down, you can make up a table of subroutine names, their intended functions and necessary data conditions for proper execution. After all the subroutines are defined, you can trace through the main program.

Sometimes you will run into a stone

wall. If you can't figure out how something works, go back to the reference manual for the computer and work it through in detail. Manually, act like the computer, recording the register contents on paper so you can be certain you're following the operation in detail. Eventually, you'll discover how it works, and you'll have learned a new programming technique.

Steps in Programming. Programming is a mental activity. You have to think about it before you approach the computer. You should work out your understanding of the problem, and reduce it to some kind of written description. If you want to write a program that will help check-out the new terminal you've just attached to your computer, your stated goal might be:

Level 1: Write the letter "A" out to the terminal indefinitely.

Now, in successive stages, break this instruction into more detailed steps until you arrive at a point where you think you can write code. In this simple example, you might write:

Level 2: a. Put ASCII "A" in a register.

b. Send the register out to the terminal.

c. Go back to step a.

Now, translate these statements into a detailed form that takes cognizance of your particular computer and its environment:

Level 3: a. Put 0100 0001 (letter A in ASCII) into A-register.


b. CALL the TYPE subroutine.

c. JUMP back to step a.

Finally, you can write this in code for your particular computer. Novice programmers try to do all these steps in their heads; semi-experienced programmers start writing at Level 3. But, experienced programmers always try to start at Level 2, where their thinking processes are not limited by the idiosyncracies of the computer.

The IMSAI 8080.

A commercial yet personally affordable computer.



If you thought you could never afford a computer at home, think again. The IMSAI 8080 is built for rugged industrial performance. Yet its prices are competitive with Altair's hobbyist kit. Fully assembled, the 8080 is \$931. Unassembled, it's \$599.

The IMSAI 8080 is made for commercial users, and it looks it. Inside and out. The cabinet is attractive, heavy gauge aluminum. The heavy duty lucite front panel has an extra 8 program controlled LED's. It plugs directly into the Mother Board without a wire harness. And rugged commercial grade paddle switches are backed up by reliable debouncing circuits.

The system is optionally expandable to a substantial system with 22 slots in a single printed circuit board. And the durable card cage is made of commercial-grade anodized aluminum.

The IMSAI 8080 power supply produces a true 20 amp current, enough to power a full system. You can expand to a powerful system with 64K of software protectable memory plus an intelligent floppy disk controller. You can add an audio tape cassette input device, a printer plus a video terminal and a teletype. And these peripherals will function with an 8-level priority interrupt system. BASIC software is available in 4K, 8K and 12K.

Get a complete illustrated brochure describing the IMSAI 8080, options, peripherals, software, prices and specifications. Send one dollar to cover handling to IMS. The IMSAI 8080. From the same technology that developed the HYPERCUBE Computer architecture and Intelligent Disk systems. Dealer inquiries invited.

IMS

IMS Associates, Inc.
1922 Republic Avenue
San Leandro, CA 94577
(415) 483-2093

THE BOOK



Now available for
\$25

Thousands of copies of our innovative book on microprocessors, published in 1974, were purchased by engineers and designers around the world . . . for \$75 each. Now **Microcomputer Design**—revised, expanded, and reprinted in paperback—is available for \$25! Over 400 pages on quality white text paper, including:

- 8080 circuits, theory of operation
- Vectored interrupts, for all 8-bit CPUs
- Efficient bus structure design
- Interfacing to timers, A/D converters, keyboards, digits, and other I/O
- Plus much more!

Full schematics and circuit descriptions are provided for the 8080-based central processing unit of the **MIKE 3** microcomputer, in the **modular micro** series from Martin Research. Used as a textbook in many college courses, **MICROCOMPUTER DESIGN** is also a popular book with advanced home computer hobbyists.

THE SILVER BOX!



What's in the silver box? It depends on your application. Based on our **modular micro** computer series, the versatile industrial control package is currently being used as a time accounting machine, an industrial batching controller, and a multi-home security system—among others.

We know that many **Popular Electronics** readers have potential microcomputer applications in mind, in their own business environments. Yet few corporations can support a full-scale in-house microcomputer development program. If this problem sounds familiar, look into the **silver box** from Martin Research! Prompt quotes on specialized control systems.



martin research

3336 Commercial Ave.
Northbrook, IL 60062
(312) 498-5060

Bank Americard, Master Charge accepted.
U.S. prices; foreign delivery extra.

Now: available through Semiconductor Specialists!

Once you have a clear, albeit informal, description of what you want the computer to do (Level 3), you can code it in assembly language or actual binary (or octal or hex), depending upon what form you feel most comfortable with. At long last, your program will be in memory and ready for execution.

It is not uncommon to spend ¾ of your time planning before you write your code.

Programming "Games." The easiest kind of "game," and one that programmers engage in all the time, is to write some specific program in a small number of instructions, regardless of execution time. Pick some function—say, editing a number from BCD into proper money notation with commas, decimal point and dollar sign. Or, try to write a program that will move any contiguous group of bytes to anywhere else in memory. Note that these programs have three important features: they are relatively small, easy to understand, and potentially useful to you in the future.

Now, write the program any way you can and demonstrate that it works. Here comes the challenge. Write it again, but this time set a goal of reducing the size of the program by some specific number of bytes. Also, set a time limit so you don't go on forever. If you have written a program of about 100 instructions or bytes of memory, you can set the goal of reducing the number of bytes by 10 per cent within two hours. With your goal—and the original program—in hand, go back to the programming reference manual for your computer and try to find some unique set of instructions that will

(Editor's Note: Someone once told us of a two-step program that will zero all memory except for addresses 0 and 1 on an Altair-8800. We have tried it and it works. After turning the main power on, resetting and stopping the computer, and before loading any bootstrap or the BASIC tape, deposit 063 (INX SP) at address zero, followed by Deposit Next 307 (RSTO). Re-examine address zero (063), then hit RUN. Allow the machine to run until the address LED's settle down, then hit STOP. Re-examine address zero and 1. There should be only one data LED on at each address, all other addresses should be dark. You may have to repeat the 063-307 program again. If you need to clear the two addresses, simply Deposit zero in each.)

help you write the program smaller and smaller. Stop only after you've achieved your goal or the time limit has passed. Then, test and debug your program again to be certain that it works.

If you have a programming pal, the educational experience can be improved even more. All experienced programmers have witnessed somebody demolish their well-polished code with a clever trick. Usually, you can do it right back! It is not uncommon for a small subroutine to be cut to a fourth of its original size by two people working back and forth in this challenging fashion. You'll certainly learn a lot about programming this way.

Next, write the same program, but make it your goal to write a program that executes faster than the smallest program you've written. You'll find that you generally can't optimize both size and execution time simultaneously, so your faster program may be larger than your smallest program. Again, challenge another programmer to beat your time—you may be surprised at the results. But, you can then go back and beat his time—and he'll be surprised.

From this set of exercises, you'll quickly learn that a program that works may not be enough. You may also have to rewrite and rewrite to make it fit within the resources you have available. You will also learn more about the computer and its instructions and how to exploit them. Finally, you should probably learn that no program is "best". Some programs are shorter than others, some are faster, and some offer more features or fewer restrictions.

After you've finished your programs, don't discard them. No matter how trivial the program may seem, keep it on hand for the day when you need it again. Get a strong three-ring notebook and file all your programs there. If you can't think up a good classification scheme, store them away in chronological order. You'll be amazed at how frequently you go back to crib something from earlier work.

Another challenging program is one that will completely clear all of storage to zero. This program must not only zero out all bytes of storage, but it must also destroy itself completely. On many computers, it can't be done (so far as anybody knows, anyway). However, you should see just how few bytes you have to leave in memory;

like golf, the goal is to minimize the score.

This is a particularly nasty programming problem. Since the program wipes itself out of memory, you have to put it back into memory every time you use it. That is a nuisance, and so there is a definite incentive to do the program right the first time. Experienced competent programmers spend a lot of time "desk checking" their programs. They read and re-read the program until they're absolutely certain that it is completely correct. Only then do they submit the program to the computer. It is better than putting just any old program in memory to see if it'll work. This self-clearing program will show you just how important that desk-checking is, because if you don't do it right, you'll have to put the program back into memory time and time again.

By the way, it isn't considered fair to put the program in read-only memory and then clear only the read-write memory—the program must be in read-write storage, too. Send me your examples in source code form for your computer, and we'll publish the best ones for each popular model in a forthcoming issue. ♦

More Hobbyist Clubs.

Florida
South Florida Computer Group (305) 752-8395, (305) 271-2805

Illinois
Cache, Bill Precht, P.O. Box 36, Vernon Hills, IL 60061
Chicago Area Computer Hobbyists' Exchange (312) 620-1671

Louisiana
Emile Alline, 1119 Penn Ave., Slidell, LA 70458, (504) 641-2360

Massachusetts
The Alcove Computer Club, (617) 664-4271

Minnesota
Cliff Tanner, 121 Avenue C, Cloquet, MN 55720, (218) 879-4581

Mississippi
Gulfport Computer Group (601) 896-7193

New Jersey
The Amateur Computer Club of New Jersey, Sol Libes, (201) 889-2000

New York
Ithaca Computer Group (607) 272-2339
New York City Micro Hobbyists Group, Robert Schwartz, 376 Riverside Dr., Apt. 1E, New York, NY 10025

Texas
Computer Hobbyist Group of North Texas, Bill Fuller, 2377 Dalworth 157, Grand Prairie, TX 75050
NASA/JSC Club, Marlowe D. Cassetti, 1011 Devon Port Lane, Seabrook, TX 53085

Washington
Steve Herber, 2362 Franklin East, No. 402, Seattle, WA 98102

Wisconsin
Don Stevens, P.O. Box 159, Sheboygan Falls, WI 53085

MAY 1976

Fig. 1. Block diagram of PLL.



MAY 1976

SOLID STATE...BREAKERLESS ELECTRONIC IGNITION.

The BEST...The ULTIMATE of All Ignition Systems

ALLISON 'OPTO-ELECTRIC'




★ No Breaker-Points or Condenser to EVER wear out or need any maintenance.



★ Once installed and properly timed your Distributor will give you CONTINUOUS PEAK PERFORMANCE!



● The Allison OPTO-ELECTRIC System ELIMINATES the Points and Condenser, replacing them with an OPTO-Electronic Trigger, using a Light-Emitting Diode and Phototransistor. This System operates on a BEAM of LIGHT. There is NO "Breaker-Point Wiper-Arm" to wear down. Point bounce and erosion are completely eliminated thereby giving longer Timing ACCURACY than any System using "Mechanical" Breaker-Points. (and NO Timing Fluctuation as with Magnetic Impulse Units). ACCURATE Timing gives the BEST in Engine EFFICIENCY, and that's the name of the Game for the BEST in GAS MILEAGE and ECONOMY.



★ **PROVEN RELIABILITY**
Factory Tested to 15,000 RPM
Road and Race PROVEN
(Opto-Electric Systems Won at INDY Two Years in a Row)

● The Allison's "Built-In" DWELL never needs adjustment, it is PRE-SET to supply the OPTIMUM Performance at BOTH High and Low speeds. The RPM capability of the "OPTO-ELECTRIC" unit exceeds that of any known automotive internal combustion engine. Positive spark intensity and duration helps eliminate "misfire" and extends the Spark-Plug life.

● The Allison "OPTO-ELECTRIC" was engineered to OUT-LAST THE LIFE OF YOUR CAR. Only the Highest Grade Solid-State Components are used. UNAFFECTED by Moisture or Vibration! Easier engine starting under ANY Weather Condition. Solid, DEPENDABLE PERFORMANCE.

★ Installed in your Distributor in same location as Points. COMPLETE INSTRUCTIONS FURNISHED.
(Not Necessary to Dismantle your Distributor)



● America's Oldest and Largest Manufacturer of Opto-Electronic Ignition Systems.

ALLISON
AUTOMOTIVE COMPANY 1267 - E8 East EDNA PL., COVINA, CAL. 91722

★ ORDER with CONFIDENCE...
FACTORY-BACKED 10-YEAR
Free Repair or Replacement on ANY Defects in Materials or Workmanship.

★ SAVE! ORDER FACTORY DIRECT

- Send Check or M.O. State Make, Year, Engine Size. (4, 6, or 8-cylinder)
- You may use your MASTER CHARGE or BANKAMERICARD. Send us (1) Your Number, (2) Interbank No., (3) Exp. Date MC or BA Card Holders. ORDER by TOLL FREE PHONE: (800) 423-6525 Ext. 2 (When in Continental U.S.A.)

★ Send Postcard for our FREE BROCHURE.

★ If you have already installed a "Capacitive-Discharge" Ignition Modernize and Increase its Efficiency... CONVERT YOUR "C-O" UNIT TO BREAKERLESS! Opto-Electric "TRIGGER UNIT"... Only \$34.95.


Only \$59.95
COMPLETE
(Calif. Res. add Tax)
...that's EVERYTHING!
including Postage & Insurance.

Our BEST Salesmen are the USERS of our ALLISON System!

CIRCLE NO. 3 ON FREE INFORMATION CARD

FREE McIntosh CATALOG and FM DIRECTORY

Get all the newest and latest information on the new McIntosh Solid State equipment in the McIntosh catalog. In addition you will receive an FM station directory that covers all of North America.



MX 113

FM/FM STEREO - AM TUNER AND PREAMPLIFIER

SEND TODAY!

McIntosh Laboratory, Inc.
East Side Station P.O. Box 96
Binghamton, N.Y. 13904
Dept. PE

NAME _____
ADDRESS _____
CITY _____ STATE _____ ZIP _____

If you are in a hurry for your catalog please send the coupon to McIntosh.
For non rush service send the Reader Service Card to the magazine.

CIRCLE NO. 38 ON FREE INFORMATION CARD

99

type SSL-55C LED due to its high efficiency (about 6 mW of 940-nanometer

101

The Amplifier Tester

Operation Assist



**save on gas!
save on tune-ups!
save on maintenance!**

Electronic ignition is "IN"! So says Detroit.

Update your car with either a TIGER CD or a TIGER I breakerless system.

Enjoy the benefits of better gas mileage, quicker starting, elimination of tune-ups, 50,000 miles on points and plugs, and reduced maintenance expenses.

TIGER MAX CD	\$69.95
TIGER 500 CD	59.95
TIGER SST CD	42.95
SIMPLIKIT CD	31.95
TIGER I	45.95

Postpaid U.S.A. only.

Tri-Star Corporation

Dept. ZZ, P.O. Box 1727
Grand Junction, Colorado 81501
CIRCLE NO. 66 ON FREE INFORMATION CARD



LISTEN!

We're one of the country's largest Mail Order Houses of Stereo Equipment and now CB Equipment

Our volume buying power enables us to pass the savings on to you. Listen to us ... You can't go wrong.

Fill out this coupon and mail to address below for our latest Free Catalogs.

Name _____

Address _____

City _____

State _____ Zip _____

AUDIO CATALOG

PE-5

STEREO DISCOUNTERS

7A AYLESBURY ROAD □ TIMONIUM, MD. 21093
(301) 252-6880

infrared at 100 mA forward current), but other infrared types will also work. Check the ads in the "Electronics Marketplace" for sources.

The receiver circuit uses an inexpensive 565 PLL IC available from most parts dealers. A silicon solar cell (selenium devices *won't* work!), driving a modularized preamp—again, a Calectro type J4-590—detects the infrared carrier. The preamp output drives the PLL, which demodulates the subcarrier's information. Although the solar cell can be connected directly to the PLL input, using a preamp yields much better results.

Construction and Adjustment.

Assemble the transmitter and receiver on separate perforated boards or on opposite sides (left and right) of an IC breadboard. It will probably be inconvenient to mount the amplifier modules directly on the boards. If so, use short lengths of hookup wire for interconnections. Aim the LED at the solar cell. Then adjust the transmitter's *R1* until a tone is heard in the receiver's earphone. You'll notice that the tone comes in at a high frequency, gradually falls to a low pitch, and then rises again as you adjust *R1*. The optimum point is when the tone is at the lowest possible pitch.

After the transmitter is adjusted, test the system by speaking into a microphone. You can use a standard tape recorder (dynamic) microphone with most amplifier modules. If reception is noisy, readjust *R1* while speaking into the mike. If this fails to correct the problem, reduce the receiver's preamp gain or shield part of the solar cell with masking tape. Incidentally, for these tests you can eliminate the transmitter preamp by using a transistor radio as a signal source. Just connect the audio output of the radio directly across the input of the modulator (between *C1* and ground).

Range. With suitable optics and lots of practice, this PFM infrared communications system will have a range up to 100 meters or even more. I've obtained ranges greater than a kilometer with a similar homebrew set-up. Try Edmund Scientific (300 Edscorp Bldg., Barrington, NJ 08007) for suitable lenses and reflectors. And see *Light Beam Communications* (F.M. Mims III, Howard W. Sams & Co., 1975) for more information on optical communications.

MACHINE LANGUAGE PROGRAMMING FOR THE "8008" AND SIMILAR MICROCOMPUTERS

READ IT FOR 15 DAYS! MONEY-BACK GUARANTEE

- Detailed presentation of "8008" codes
- Flow Charts • Mapping
- Floating-point Package
- Basic programs: loops, counters, masks
- Multiple-precision arithmetic
- Debugging • Organizing Tables
- Editing/Assembling • Math operations
- I/O, Real-Time Programming
- Maximizing memories • And lots more

19⁹⁵ ppd.



Here's the detailed, basic manual you need to develop today's machine language programs. 170 pages. Illustrated. Easy-to-read, understand. Most techniques applicable to other microcomputers, e.g. 8080, etc. Floating-point arithmetic package is worth the price alone.

Order today! Read the manual for 15 days. If not completely satisfied, return it in salable condition, for full refund.

SCELBI COMPUTER CONSULTING INC.
1322 Rear Boston Post Rd., Milford, CT 06460

FREE catalog over 2000 unique tools, handy kits, precision instruments, technical supplies.

Our 23rd year of service to the World's finest craftsmen and technicians.

A carefully selected and tested assortment of unique, hard-to-find tools, clever gadgets, precision instruments, bargain kits. One-stop shopping for the technician, craftsman, hobbyist, lab specialist, production supervisor. Many tools and measuring instruments available nowhere else. One of the most unusual and complete tool catalogs anywhere. Get your copy of the NC FLASHER today.

National Camera
2000 West Union Ave., Dept. GGA
Englewood, Colorado 80110
(303) 789-1893

CIRCLE NO. 42 ON FREE INFORMATION CARD
POPULAR ELECTRONICS

ELECTRONICS MARKET PLACE

NON-DISPLAY CLASSIFIED: COMMERCIAL RATE: For firms or individuals offering commercial products or services, \$2.00 per word (including name and address). Minimum order \$30.00. Payment must accompany copy except when ads are placed by accredited advertising agencies. Frequency discount: 5% for 6 months; 10% for 12 months paid in advance. **READER RATE:** For individuals with a personal item to buy or sell, \$1.20 per word (including name and address.) No minimum! Payment must accompany copy. **DISPLAY CLASSIFIED:** 1" by 1 column (2-1/4" wide), \$230.00. 2" by 1 column, \$460.00. 3" by 1 column, \$690.00. Advertiser to supply film positives. For frequency rates, please inquire.

GENERAL INFORMATION: First word in all ads set in caps at no extra charge. All copy subject to publisher's approval. All advertisers using Post Office Boxes in their addresses **MUST** supply publisher with permanent address and telephone number before ad can be run. Advertisements will not be published which advertise or promote the use of devices for the surreptitious interception of communications. Ads are not acknowledged. They will appear in first issue to go to press after closing date. Closing Date: 1st of the 2nd month preceding cover date (for example, March issue closes January 1st. Send order and remittance to **POPULAR ELECTRONICS**, One Park Avenue, New York, New York 10016, Attention: Hal Cymes.

FOR SALE

FREE! Bargain Catalog—I.C.s, LEDs, readouts, fiber optics, calculators parts & kits, semiconductors, parts Poly Paks, Box 942PE, Lynnfield, Mass 01940

GOVERNMENT Surplus Receivers, Transmitters, Sniperscopes, Radios, Paris, Picture Catalog 25 cents, Meshna, Nahant, Mass. 01908

LOWEST Prices Electronic Parts, Confidential Catalog Free, KNAPP, 3174 8th Ave. S.W., Largo, Fla 33540

ELECTRONIC PARTS, semiconductors, kits, FREE FLYER, Large catalog \$1.00 deposit! BIGELOW ELECTRONICS, Bluffton, Ohio 45817

RADIO—T.V. Tubes—36 cents each. Send for free catalog, Cornell, 4213 University, San Diego, Calif. 92105

AMATEUR SCIENTISTS, Electronics Experimenters, Science Fair Students Construction plans—Complete, including drawings, schematics, parts list with prices and sources. Robot Man—Psychedelic shows—Lasers—Emotion/Lie Detector—Touch Tone Dial—Quadrasonic Adapter—Transistorized Ignition—Burglar Alarm—Sound Meter—over 60 items. Send 50 cents coin (no stamps) for complete catalog. Technical Writers Group, Box 5994, University Station, Raleigh, N.C. 27607

METERS—Surplus, new used, panel or portable. Send for list, Hanchett, Box 5577, Riverside, CA 92507

MECHANICAL, ELECTRONIC devices catalog 10 cents. Greatest Values—Lowest Prices, Fertik S. 5249 D, Philadelphia, Pa. 19120

SOUND SYNTHESIZER KITS—Surf \$12.95, Wind \$12.95, Wind Chimes \$17.95, Electronic Songbird \$6.95, Musical Accessories, many more. Catalog free, PAIA Electronics, Box J14359, Oklahoma City, OK 73114

BUGGED??? New locator finds them fast. Write, Clifton, 11500-L N.W. 7th Avenue, Miami, Florida 33168

DISCOUNT PRICES

B&K, SENCORE, LEADER, RCA, EICO, FLUKE, HICKOK, SIMPSON
Test Equipment

ICC/ServiceMaster, RCA and Raytheon Tubes
Complete line of electronic supplies

Free Catalog

FORDHAM RADIO SUPPLY CO., INC.

855R Conklin St., Farmingdale, N.Y. 11735 (516) 752-0050

YOU WILL SAVE BIG MONEY! Surplus, Clearouts, Bankruptcy, inventory, Deals. Catalog \$1 (redeemable). ETCOA Electronics, Box 741, Montreal, H3C 2V2, U.S. Inquiries

TELEPHONE "BUGGED"? Don't be Watergated. Countermeasures Brochure \$1.00. NEGEYE LABORATORIES, Drawer 547, Pennsboro, W. VA 26415

HEAR POLICE/FIRE Dispatchers! Catalog shows exclusive directories of "confidential" channels scanners. Send postage stamp. Communications, Box 56-PE, Commack, N.Y. 11725

CD IGNITIONS, VHF/UHF monitors, crystals, CB radios, Southland, Box 3591-B, Baytown, Texas 77520

SURPRISE! Build inexpensively, the most Unusual Test Instruments, Futuristic Gadgets using Numerical Readouts! Catalogue Free! GBS, Box 100A, Green Bank, West Virginia 24944

TELEPHONES UNLIMITED equipment, supplies Catalog 50 cents, Box 1654E, Costa Mesa, Calif. 92626

UNSCRAMBLERS Fits any scanner or monitor, easily adjusts to all scrambled frequencies. Only 4" square \$29.95, fully guaranteed Dealer, inquiries welcomed, PDQ Electronics, Box 841, North Little Rock, Arkansas 72115

RECONDITIONED Test Equipment, \$0.50 for catalog. Walter's Test Equipment, 2697 Nickel, San Pablo, CA 94806

FREE giant bargain electronic catalog listing thousands of components, tubes, transistors, IC's, kits, test equipment, EDLIE'S, 2700-PC Hempstead Tpke., Levittown, N.Y. 11756

P-1

wanted Citizens Band
DEALER-DISTRIBUTORS
Send this ad with Letterhead to
PAL ELECTRONICS CO.
2962 W. WELDON - PHOENIX, ARIZ. 85017

SURPRISE! SURPRISE! Digital Piano Tuning Device tunes musical instruments Accurately! Perfectly! Inexpensively! Construction-Instruction-Plans Complete \$12.95 Armairmed Postpaid! Moonlighting quickly repays \$40 electronics investment! GBS, Box 100P, Green Bank, West Virginia 24944

POLICE, Fire monitors, scanners, crystals discount priced, New crystal-less scanners, Box 19224, Denver, CO 80219

TELETYPE EQUIPMENT for sale for beginners and experienced computer enthusiast, Teletype machines, parts, supplies, Catalogue \$1.00 to ATLANTIC SALES, 3730 Nautilus Ave., Brooklyn, NY 11224, Tel: (212) 372-0349

BUILD THAT ELECTRONIC ORGAN YOU ALWAYS WANTED AT A PRICE YOU CAN AFFORD Third edition of "Organ Builders Guide", pictured product kit line, circuits, block diagrams, design rationale using IC divider and independent generators with diode keying, \$3.00 postpaid. Also, free brochure on keyboards, DEVTRONIX ORGAN PRODUCTS, Dept. C, 5872 Amapola Dr., San Jose, CA 95129

JAPANESE TRANSISTORS, all transistors original factory made. Free catalog, West Pacific Electronics, P.O. Box 25837, W. Los Angeles, CA 90025

SAVE ELECTRIC POWER!

Save up to 80% electrical power with this unique, inexpensive, portable, permanent and legal method applicable for shops, homes, factories, businesses, farms, sites. 100% Refund Guaranteed if not scientifically sound or if it employs gimmicks.

Information \$1.00

CONSUMERTRONICS CO.

P.O. Box 1399 Alamogordo, N.M. 88310

SEMICONDUCTOR AND PARTS Catalogue from the semiconductor specialists J & J Electronics, Box 1437, Winnipeg, Manitoba, Canada. U.S. Inquiries

YOU WANT TO BUILD IT - WE WANT TO HELP - WE SELL CONSTRUCTION PLANS with an Engineering Service, TELEPHONE, Answering Machines, Speakerphones, Car-phones, Phonevision, Touch Button Dialers, TELEVISION, VTR, 1" Color TV Set, PONG, \$25.00 Camera, COLOR PROJECTION TV HOBBYIST, Electron Microscope, \$75 software programmable computer, BROADCAST Special Effects Generator, Chroma Key, Audio Board, DA 5 COURSES: Telephone Engineering \$52.00, Detective Electronics \$29.50, IC Engineering \$65.00, PLUS MUCH MORE NEW Super Hobby Catalog PLUS year's subscription to Electronic News Letter AIR MAILED \$1.00. Don Britton Enterprises, 6200 Wilshire Blvd., Los Angeles, Calif. 90048

OWN A DIGITAL MULTIMETER FOR ONLY \$115!



- Highly Accurate
- Micro Electronics
- Latest Technology

Now you can work with a **professional** multimeter at an **affordable price**. Ideal for labs, do-it-yourselfers, and schools, this is the **world's smallest**, with accuracy of .1 to .3% of full scale reading (depending on mode)! It measures up to

500V DC or AC; up to 10 megohms. The 3-digit, bright LED reading can be seen 8 ft. away! Enjoy performance and accuracy of a digital volt-ohm-meter. Extremely high impedance is better than most VTVM's, so it's great for TV work. This handy 9-oz., portable unit (1.9 x 2.7 x 4") is rugged enough for field use, has 13 ranges (4V DC, 4V AC, and 5 ohms), operates from 0-45°C. Features include automatic polarity, decimal and zero; overload indicator. Runs on 3 "AA" batteries, not included.

Current Shunts are readily available from Edmund.

STOCK NO. 72,192AV Just \$115.00 Ppd.
DELUXE WITH RECHARGEABLE BATTERIES & RECHARGER
STOCK NO. 72,179AV Just \$129.95 Ppd.

COMPLETE AND MAIL COUPON NOW

EDMUND SCIENTIFIC CO., 300 Edscorp Bldg., Barrington, N. J. 08007

Please send me _____
Digital Multimeter(s) No. 72,192AV @ \$115.00 ea \$ _____
Deluxe Model(s) No. 72,179AV @ \$129.95 ea \$ _____

- SEND FREE 172 PAGE CATALOG "AV"
 Charge my BankAmericard
 Charge my Master Charge

Service & handling charge \$1.00

Interbank No. _____
Card No. _____

Enclosed is Check, M.O. in amount of _____ \$

Signature _____

Name _____
Address _____
Please Print

Expiration Date _____
30-DAY MONEY-BACK GUARANTEE. You must be satisfied or return any purchase in 30 days for full refund.

City _____
State, Zip _____

GIANT FREE CATALOG!

NEW, 172 Pages, Over 4,500 Unusual Bargains for Hobbyists, Schools, Industry



JUST CHECK COUPON!
EDMUND SCIENTIFIC CO.
300 EDS CORP BUILDING
Barrington, N. J. 08007

(609) 547-3488

America's Greatest
Science • Optics • Hobby Mart

HELPING TO DEVELOP AMERICA'S TECHNOLOGY FOR OVER 30 YEARS.

VIDEO CAMERA KIT

A UNIQUE ALL SOLID STATE CAMERA KIT
FEATURING A... 100 X 100 BIT
SELF SCANNING CHARGED
COUPLED DEVICE

INCLUDES THE FOLLOWING
UNIQUE FEATURES
FOUND IN FAR MORE
EXPENSIVE CAMERAS
IF AVAILABLE

- LOW VOLTAGE SUPPLY (OR BATTERIES) + 5 AND ± 15 VOLTS
- SENSITIVE TO INFRARED AS WELL AS VISIBLE LIGHT
- MAY BE USED FOR SURVEILLANCE WITH AN IR LIGHT SOURCE
- EXCELLENT FOR STANDARD SURVEILLANCE WORK BECAUSE OF ITS LIGHT WEIGHT AND SMALL SIZE
- ALL COMPONENTS MOUNTED ON TWO PARALLEL 3" x 5" SINGLE SIDED BOARDS TOTAL WEIGHT UNDER 2 LBS.
- MAY BE WIRED BY PERSON WITH SOME TECHNICAL EXPERIENCE IN 4 HRS



ONLY \$225.00

ADD \$2.00 POSTAGE AND HANDLING PLUS \$8.00 FOR ALL IC SOCKETS (Optional)

MAY BE USED WITH AMATEUR RADIO FOR VIDEO

USED FOR CHARACTER RECOGNITION FOR COMPUTERS WITH EXTERNAL CIRCUITS

MAY BE USED IN A VACUUM, UNDER WATER, HIGH ALTITUDE, AND IN MAGNETIC ENVIRONMENT BECAUSE THERE IS NO HIGH VOLTAGE OR MAGNETIC DEFLECTION

WE SUPPLY ALL SEMICONDUCTORS, BOARDS, DATA SHEETS, DIAGRAMS, RESISTORS AND CAPACITORS

SORRY, WE DO NOT SUPPLY THE CASE, BATTERIES OR SUPPLY THE LENSE (NOT SUPPLIED) DEPENDS UPON THE USE

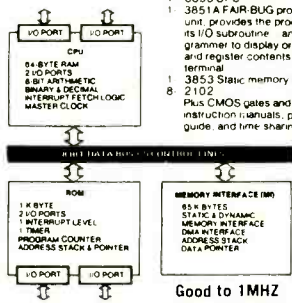
F8 MICROPROCESSOR KIT

WE'VE GOT THE F8 MICROPROCESSOR KIT, ONE OF THE MOST ADVANCED MCU SYSTEMS ON THE MARKET TODAY FOR ONLY \$179.00

The three chip microprocessor system has the following advantages:

- 1) Driven by a +5 and +12 volt power supply
- 2) Two I/O ports on the CPU chip, and ROM, making 32 bidirectional lines
- 3) 64 bytes of fast RAM Scratchpad built into the CPU chip
- 4) A built in clock generator and power on reset built into the CPU chip
- 5) A programmable external timer built into the ROM chip
- 6) 60% of the instructions are 1 byte
- 7) TTL I/O compatibility
- 8) consumes less than 300mw of power per chip
- 9) A local interrupt with automatic address vector
- 10) expandable to 64K bytes (12102 131) of memory
- 11) 20 mil loop & RS - 232 included

The F8 Kit has enough parts and instructions to demonstrate microprocessor programs up to 1K byte, and to debug those programs



Good to 1MHz

IC BONANZA

Data Sheet included on these items

MM5330	National DVM on chip	\$ 9.95
2102	1K Static Ram 450 NS	1.60
5203 Q	Eraseable Prom 2K	11.95
50310	Slide rule calculator chip	3.95
50240	Top octave organ chip	5.95
50250	Alarm clock chip	4.45
LM340K-5	5 Volt pos regulator	.89
LM340K-12	12 Volt pos regulator	.89
LM340K-15	15 Volt pos regulator	.89
LM340K-24	24 Volt pos regulator	.89
LM320K-5	5 Volt neg regulator	.84
LM320K-12	5.2 Volt neg regulator	.84
LM320K-15	12 Volt neg regulator	.84
N8252B	BCD to decimal decoder	.79
962	Triple 3 input NAND gate	.09
2N6050	Darlington	.75
2N6051	Darlington	.79
2N6285	Darlington	.99
2N6286	Darlington	1.04

SEND FOR FREE CATALOG
 Minimum order \$5.00, data sheets 25 cents each include 5% of order for postage and handling. Texas residents include 5% state sales tax.

BONANZA ELECTRONICS
 P O Box 24767 Dallas, Texas 75224

DESCRAMBLERS: Several Professional Models that work with all Scanners, Tone Encoders/Decoders, Scanmate, AAPP Radar Detectors, Big Ears, Alarms, Books, Kits, parts. Catalog 25 cents. KRYSTAL KITS, Box 445, Bentonville, Ark 72712.

CARBON FILM RESISTORS: Brand new as low as 1.7 cents. Discounts of 20%. Prompt delivery. FREE samples/specifications. COMPONENTS CENTER, Box 134P, N.Y. N.Y. 10038.

KEYBOARDS: for synthesizers, organs. Three octave, \$65. Brinkwood Electronics, Box 26, Sandy Spring, MD 20860.

CANADA'S LOWEST PRICED MAIL ORDER SUPPLIER
 IC Sockets, Rectifiers, LEDs, TTL, CMOS, Linears, Transistors...
 some typical prices include:
 mini-dip 741 \$.45 SN7400 \$.29 CD4002 \$.29
 CD4025 \$.29 CD4001 \$.29 CD4027 \$ 1.05
 SN74LS279 \$.22 SN7433 \$.49 SN7443 \$.93

For complete catalogue, send 25¢ for handling, or a stamped, self-addressed, 9x12 envelope to PO Box 181, Station G, Toronto, Ontario M4M 3G7.

Transistors Limited

PRECISION, adjustable, solid state power supply +15VDC at 1-1/2 amps, regulated simultaneously with 10VDC at 3 amps unregulated, plus over 900 parts worth \$400.00, 120 transistors. Semiconductor characteristics, circuit diagrams included. New Cartrivision VTR electronic units, \$19.95 plus \$1.50 shipping. 50 cents for brochure. Madison Electronics Company, Inc., Box 369, Madison, Alabama 35758.

WHOLESALE C.B. Scanners, Antennas, Catalog 25 cents. Crystals: Special cut, \$4.95. Monitor \$3.95. Send make model, frequency. G Enterprises, Box 461P, Clearfield, UT 84015.

ELECTRONICS BARGAINS! New and surplus. Catalog 25 cents, refundable with order. ATLANTIS, Box 12654P, Tucson, Arizona 85711.

50W RMS from your CB P.A. or car stereo - No modifications to set - Schematics \$3.00 ppd. Solar Electronics Enterprises, Box 778, Edmonton, Alberta, Canada T5J 2L4 U.S. Inquiries.

ELECTRONICS DESIGN NEWSLETTER

- ★ Logic Design Techniques
- ★ Digital & Linear Design Theory & Procedures
- ★ Construction Projects

Learn Design Techniques!
 Write for FREE CATALOG of parts & kits
 Subscription \$6 Sample Copy \$1
VALLEY WEST Box 2119-V Sunnyvale, CA 94087

INTEL 8080 CPU	\$37.50
8008 8 BIT MICRO PROCESSING CHIP (with Data Book)	\$19.00
2102 11024 BIT RAM	\$ 2.60
52024 UV PROM	\$12.50
MM5203 UV PROM	\$12.50
1702A UV PROM	\$12.50
5204-4K PROM	\$24.95
MINIATURE MULTI-TURN TRIM POTS 100, 600, 5K, 10K, 25K, 50K, 100K, 200K	\$1.75 ea.
5K, 10K, 25K, 50K, 100K, 200K	3/2.00
MULTI-TURN TRIM POTS Similar to Bourns 3010 style 1", 1/2", 3/4", 1 1/4", 50, 100, 1K, 10K 50K ohms	\$1.50 ea.
	3/3.40
LIGHT ACTIVATED SCR's TO-18, 200V 1A	\$1.75

PRINTED CIRCUIT BOARD

4 1/2" x 6" SINGLE SIDED EPOXY BOARD 1.4"	\$ 5.00
thick, Unetched	\$52.20
VECTOR BOARD 1" SPACING 4 1/2" x 6 1/2" SHEET	\$1.50
4 WATT IR LASER DIODE	\$7.95
2N5460 P1ET	\$.45
2N5457 N FET	\$.45
2N 4891 UJT	\$.45
TIS 43 UJT	\$.35
NER 900 TRIGGER DIODES	4/81.00
2N 6028 PROG. UJT	\$.85

VERIPAX PC BOARD
 This board is a 1/2" single sided per-per epoxy board, 4 1/2" x 6 1/2", DRILLED and ETCHED which will hold up to 21 single 14 pin IC's or 8, 16, or LSI DIP IC's with buses for power supply connector \$5.25

MV 5691 YELLOW-GREEN	
BIPOLAR LED	\$1.25
M12 PHOTO TRANS	\$.80
RED, YELLOW, GREEN OR AMBER LARGE LED's	ea. \$.20
14 PIN DIP SOCKETS	\$ 35
16 PIN DIP SOCKETS	\$ 38
MOLEX PINS	1000/\$1.00
	1000/\$8.00
8 PIN MINI DIP SOCKETS	\$.30
10 PIN TO 5 PIN TELFON PC SOCKETS \$.60	
10 WATT ZENERS 3.9, 4.7, 12, 18 OR 22V	ea. \$.60
1 WATT ZENERS 4.7, 5.6, 10, 12, 15, 18 OR 22V	ea. \$.25

Silicon Power Rectifiers

PRV 1A 3A 12A 50A 125A	
100 06 14 30 80	
200 07 20 35 115 4 25	
400 09 25 50 140 6 50	
600 11 30 70 180 8 50	
800 15 35 90 230 10 50	
1000 20 45 110 275 12 50	

REGULATED MODULAR POWER SUPPLIES

+ 15VDC AT 100ma	
115VAC INPUT	\$24.95
5VDC AT 1A, 115VAC INPUT	\$24.95
12VDC AT .5A	\$24.95
IN 4148 (IN914)	15/\$1.00
1103, 1024 bit RAM	\$2.75
NEC 6003 2048 bit RAM	\$6.00
1101 256 bit RAM	\$1.40
7489 RAM	\$2.30
7 POLE 1 THROW TO 5 MINATURE ROTARY SWITCH	\$.95

TRANSISTOR SPECIALS

2N3585 NPN Si TO-66	\$.95
2N3772 NPN Si TO-3	\$1.80
2N4901 PNP Si TO-3	4/1.80
2N5086 PNP Si TO-92	\$.60
2N4898 PNP TO-66	\$.60
2N404 PNP GE TO 5	5/1.00
2N3919 NPN Si TO-3 RF	\$1.50
MPSA13 NPN Si TO-92	3/1.00
2N3767 NPN Si TO-66	\$.70
2N4201 PNP Si TO-18	5/1.00
2N3055 NPN Si TO-3	\$.80
2N3904 NPN Si TO-92	5/1.00
2N3906 PNP Si TO-92	5/1.00
2N5298 NPN Si TO-220	\$.50
2N6109 PNP Si TO-220	\$.55
2N3866 NPN Si TO-5	\$.75
2N3638 NPN Si TO-5	5/1.75
2N6517 NPN TO-92 Si	3/1.00

TANTULUM CAPACITORS

22UF 35V 5/1.00	6.8UF 35V 3/1.00
47UF 35V 5/1.00	33UF 25V 5/1.00
68UF 35V 5/1.00	30UF 6V 5/1.00
1UF 35V 2/1.00	150UF 20V 5/1.00
1UF 35V 4/1.00	

CT7001 ALARM CLOCK CHIP \$5.75
 FPA 711-7 LEVEL Diode Array Optical Tape Readers \$5.95

NATIONAL MOS DEVICES

MM1402-3-20	MM5057-4-00
MM1403-3-20	MM5058-4-95
MM1404-2-50	MM5080-4-95
MM5013-7-75	MM5081-4-30
MM5016-3-50	MM5556-2-25
MM5017-4-75	MM5558-6-25
MM5051-4-00	MM5210-1-95
MM5056-4-00	MM5260-2-95

TTL IC SERIES

74L00-26	7476-35
7400-14	7480-48
7401-15	7483-75
7402-15	7485-105
7403-15	7486-34
7404-18	7490-49
7405-18	7491-49
7406-35	7492-49
7407-33	7493-49
7408-18	7495-74
7409-18	7496-79
7410-15	74107-38
7411-25	74121-34
7412-30	74123-74
7413-45	74125-54
7414-145	74126-54
7416-33	74150-92
7417-33	74151-89
7420-15	74153-79
7425-27	74154-105
7426-24	74155-105
7427-27	74157-74
7430-15	74161-95
7432-24	74164-110
7437-29	74165-110
7438-29	74173-35
7440-15	74175-95
7441-95	74177-75
7442-95	74181-50
7445-79	74192-10
7446-87	74193-10
7447-87	74194-115
7448-85	74195-74
7472-28	74198-95
7473-34	75324-175
7474-35	75491-110

7475-49

ALCO MINATURE TOGGLE SWITCHES

MTA 106 SPDT	\$1.20
MTA 208 DPDT	\$1.70

C/MOS (DIODE CLAMPED)

74C02-26	4013-45	4028-95
74C10-30	4015-124	4029-120
4001-24	4017-115	4030-49
4002-24	4018-124	4035-150
4006-135	4019-50	4042-75
4007-24	4022-124	4046-275
4008-50	4024-95	4047-350
4010-50	4025-24	4050-49
4011-24	4026-90	4055-195
4012-24	4027-55	4066-100

LED READOUTS

FND 500 5° C	\$1.75
HP 7740 3° C C	\$1.40
MAN-4 25° C C	\$1.20
MAN-7 3° C C	\$1.25
DL 747 6° C A	\$1.95
NS 33-3 dig. array	\$1.35

Full Wave Bridges

PRV 2A 6A 25A	
200 25 1.25 2.00	
400 115 1.50 3.00	
800 135 1.75 4.00	

CD 110 LINEAR 256 X BIT SELF SCANNING CHARGED COUPLED DEVICE \$125.00

SANKEN AUDIO POWER AMPS

Si 1010 G 10 WATTS	\$ 6.90
Si 1020 G 20 WATTS	\$13.95
Si 1050 G 50 WATTS	\$24.95

LINEAR CIRCUITS

LM 309K 5V 1A REGULATOR	\$1.00
723 - 40 + 1V REGULATOR	\$.54
301 740P Perf. Op Amp	\$.28
320T5 12 15 OR 24V	
NEGATIVE REG	\$1.50
741A or 741C OP AMP	\$.31
709C OPER AMP	\$.25
307 OP AMP	\$.25
CA 3047 HI PERF OP AMP	\$.95
CA 3089 FM IF SYSTEM	\$3.25
340T 5 8 12 15 18 24V POS REG TO 220	\$1.20
101 OPER AMP HI PERFORM	\$.75
LM 308 OPER Amp Low Power	\$1.05
747 - DUAL 741	\$.85
555 - DUAL TIMER	\$.95
537 PRECISION OP AMP	\$2.80
540 70W POWER DRIVER	\$2.50
LM 3900 - QUAD OP AMP	\$.49
LM 324 - QUAD 741	\$1.50
560 - PHASE LOCK LOOP	\$2.50
561 - PHASE LOCK LOOP	\$2.50
565 - PHASE LOCK LOOP	\$1.60
566 FUNCTION GEN	\$2.50
567 - TONE DECODER	\$1.50
LM 1310 FM STEREO DEMOD	\$2.75
8038 IC VOLTAGE CONT OSC	\$3.90
LM370 - AGC SQUELCH AMP	\$1.15
555 - 2 μs - 2 HR TIMER	\$.53
553 QUAD TIMER	\$2.50
FCD 810 OPTO-ISOLATOR	\$.80
1458 DUAL 100 P.A. AMP	\$.58
LM 380 - 2W AUDIO AMP	\$.80
LM 377 - 2W Stereo Audio Amp	\$2.50
LM 381 - STEREO PREAMP	\$1.00
LM 382 - DUAL AUDIO PREAMP	\$1.00
LM 311 - HI-IMP COMPARTOR	\$.95
LM 319 - Dual Hi Speed Comp	\$1.10
LM 339 - QUAD COMPARTOR	\$1.25

TRIACS & SCR'S

PRV 1A 10A 25A 15A 6A 35A	
100 40 70 30 40 50 1.20	
200 70 110 175 80 70 1.80	
400 110 180 280 110 120 2.20	
600 170 230 380 150 3.00	

Send 25¢ for our catalog featuring Transistors and Rectifiers
 145 Hampshire St. Cambridge, Mass

SOLID STATE SALES

WE SHIP OVER 96% OF OUR ORDERS THE DAY WE RECEIVE THEM

Terms: FOB Cambridge, Mass. Send Check or Money Order. Include Postage. Minimum Order \$5.00. COD'S \$20.00

P.O. BOX 74A
 SOMERVILLE, MASS 02143 TEL (617)547-4005

Poly Pak's BUY 'EM FROM THE "BARREL" AND SAVE!
100'S OF BARRELS PURCHASED!



EXCLUSIVE 'BARREL' SALE Every kit carries money back guarantee.

THE BIGGEST INFLATION-FIGHTING VALUE EVER! TEST 'EM YOURSELF 'N SAVE!

For the first time anywhere, Poly Pak merchandisers introduce a new way in buying the economical way. Raw stock from the "barrel". Remember the "good ole days"? They're back again. The same way merchandisers throughout the United States buy from various factories... their over-

NEVER BEFORE!

**U-TEST
EM-N-
CHOOSE
EM IC'S**

Order by Cat. No. and Type No.

7400 SERIES

Cat. No. SE3170

- Type No. 540
- SN7400 50 for \$1.98
- SN7402 50 for 1.98
- SN7404 40 for 1.98
- SN7405 50 for 1.98
- SN7413 28 for 1.98
- SN7420 50 for 1.98
- SN7440 50 for 1.98
- SN7442 25 for 1.98
- SN7452 50 for 1.98
- SN7474 40 for 1.98
- SN7475 30 for 1.98
- SN7476 30 for 1.98
- SN7483 40 for 1.98
- SN7486 40 for 1.98
- SN7490 25 for 1.98
- SN7494 30 for 1.98
- SN7495 30 for 1.98
- SN74107 40 for 1.98
- SN74112 40 for 1.98
- SN74123 30 for 1.98
- SN74125 40 for 1.98
- SN74150 30 for 1.98
- SN74157 30 for 1.98
- SN74164 30 for 1.98
- SN74173 30 for 1.98
- SN74192 30 for 1.98
- SN74198 30 for 1.98

Money Back Guarantee Per Pak!

By Curving Glass, In 14-pin dip packages. Cat. No. SE2427

NEW FACTORY ARRANGEMENTS! Why mix 'em? They decided to "back" same types, then throw bags into barrels. We DON'T TEST! You test 'em yourself. Buy types of your choice at BARREL PRICES!

LINERS

Cat. No. SE 3171

- LM300H 30 for \$1.98
- LM301V 50 for 1.98
- LM302V 40 for 1.98
- LM308V 30 for 1.98
- LM311V 50 for 1.98
- LM318V 30 for 1.98
- LM324N 30 for 1.98
- LM339N 30 for 1.98
- LM351Y 30 for 1.98
- LM359V 30 for 1.98
- LM377N 30 for 1.98
- LM380N 30 for 1.98
- LM380V 30 for 1.98
- LM381N 50 for 1.98
- LM382N 30 for 1.98
- LM555V 30 for 1.98
- LM709H 50 for 1.98
- LM733N 30 for 1.98
- LM741F 30 for 1.98
- LM747N 30 for 1.98
- LM1303N 30 for 1.98
- LM1304N 30 for 1.98
- LM1310N 30 for 1.98
- LM1458V 30 for 1.98
- LM1810N 30 for 1.98
- LM1812N 40 for 1.98
- LM2111N 50 for 1.98
- LM2901N 30 for 1.98
- LM2902N 30 for 1.98
- LM3004N 30 for 1.98
- LM3020N 30 for 1.98
- LM3612V 30 for 1.98
- LM3900N 30 for 1.98
- LM7512N 40 for 1.98
- LM7534N 40 for 1.98
- LM7539N 40 for 1.98
- LM7539N 40 for 1.98
- LM75491N 30 for 1.98
- LM75492N 30 for 1.98

BARREL KIT #1
SN7400 DIP IC'S
75 for \$1.98
Marked 14 and/or with 16 pin dips, may include cakers, resistors, flip flops, counters. Who knows! GUARANTEE! SATISFACTION!
Cat. No. SE 2415 Untested.

BARREL KIT #2
LINEAR OP AMPS.
75 for \$1.98
Un-
tested.
May include 709's, 741's, 703's, 660 series, 656 includes marked and unmarked. Cat. No. SE 2416

BARREL KIT #3
1N4149 DIODES
SWITCHING DIODES
100 for \$1.98
You never saw this before. Imagine famous switching diodes at these prices!
Cat. No. SE 2418 Untested.

BARREL KIT #4
1N4001 RECTIFIERS
100 for \$1.98
These are the famous micro miniature rectifiers of the 1N4000 series. May include 2's, 50, 100, 200, 400, 600, 800 and 1000 voltages. Cat. No. SE 2417

BARREL KIT #5
SCRS, TRIACS,
QUADRACS
40 for \$1.98
All the famous plastic power tab type. Raw factory stock! All the 10 amp types. Cat. No. SE 2419 Untested.

BARREL KIT #7
VOLUME CONTROL
BONZAI
40 for \$1.98
100% good
Singles, dials, variety of values, styles, big ones - small ones. Cat. No. SE 2421

BARREL KIT #8
SUBMINIATURE
IF TRANSFORMERS
100 for \$1.98
100% good.
Amazing, includes 455ks, oct. antenna, who knows? From transistor radio manufacturers. Cat. No. SE 2422

BARREL KIT #10
ROMS-REGISTERS
50 for \$1.98
Un-
tested.
28 to 40 pin devices, marked, internal factory numbers, etc. Cat. No. SE 2424

BARREL KIT #12
POWER TAB
TRANSISTORS
40 for \$1.98
PNP, plastic 10220 type. Associated 2N numbers. Cat. No. SE 2426 Untested.

BARREL KIT #13
RESISTOR NETWORKS
60 for \$1.98
Un-
tested.
By Curving Glass, In 14-pin dip packages. Cat. No. SE 2427

BARREL KIT #15
MOSFET TRANSISTORS
60 for \$1.98
All 4 leaders, TO-18 case, includes UHF transistors too! Cat. No. SE 2429

BARREL KIT #17
LINEAR & 7400 DIPS
100 for \$1.98
Un-
tested.
Marked and unmarked, internal numbers of raw factory stock. Cat. No. SE 2431

BARREL KIT #19
DIPPED MYLARS
60 for \$1.98
100% good.
Finest capacitors made, shiny finish. Imagine factory dumping, see in barrels. Cat. No. SE 2597 100% good.

BARREL KIT #20
LONG LEAD DISCS
150 for \$1.98
100% good.
Factory distributor stock "auction" sale. Prime, marked only. Long leads. Cat. No. SE 2598 100% good.

BARREL KIT #25
MOSFET TRANSISTORS
100 for \$1.98
Un-
tested.
Includes TO-5, TO-18, TO-18, etc., assorted 2N numbers, unmarked etc. Cat. No. SE 2603

BARREL KIT #26
POLY-
TRANSISTORS
100 for \$1.98
Un-
tested.
Type TO-92 (TO-18), all manufacturers, variety of 2N's. Cat. No. SE 2604

BARREL KIT #30
PREFORMED
RESISTORS
250 for \$1.98
We got barrels of 1/4 and 1/2 watt resistors for use. You'll get even amount 100's, 14, 100's etc. Cat. No. SE 2608 100% good.

BARREL KIT #31
METALLIC
RESISTORS
100 for \$1.98
100% good.
Made mostly by Corning, the finest resistor made. Mostly 1/2 watters, 1% to 5% to 4% barrel of values. Cat. No. SE 2609

BARREL KIT #32
TRANSISTORS
WITH A HOLE IN IT
50 for \$1.98
Un-
tested.
Can't name factory but we bought barrels of 2's watters with hole in middle. PNP's and NPN's. Cat. No. SE 2610

BARREL KIT #35
NEON LAMPS
40 for \$1.98
100% good.
Famous NE-2's. All prime, but factory made millions and barreled 'em. Your all advantage. Cat. No. SE 2613

BARREL KIT #36
GERMANIUM DIODES
200 for \$1.98
Un-
tested.
Famous maker, popular item. Never known old. But this is the way the RE-TESTERS buy 'em from the factories. Cat. No. SE 2614

BARREL KIT #37
1 AMP "BULLET"
RECTIFIERS
100 for \$1.98
Un-
tested.
Famous style, ass'd. voltages, silicon, ass'd. includes all types of voltages to 1KV. Cat. No. SE 2615

BARREL KIT #38
2 AMP RECTIFIERS
75 for \$1.98
Un-
tested.
"CYLINDER" type, silicon, Molybdenum, includes all voltages up to 1KV. Axial leads. Cat. No. SE 2616

BARREL KIT #39
2N3055 HOBBY
TRANSISTORS
15 for \$1.98
100% good.
From factory to you, these famous 2N3055. We have 10 barrels. Cat. No. SE 2617

BARREL KIT #40
PNP HIGH-POWER
TRANSISTORS
20 for \$1.98
100% good.
Popular germanium TO-3 case units, now available at "good ole barrel" prices. Cat. No. SE 2618 100% good.

BARREL KIT #46
G.E. 3.5 WATT
AMPLIFIERS
25 for \$1.98
Un-
tested.
Hobby type, factory full-outs, we purchased them in barrels. These are unknown. Cat. No. SE 2624

BARREL KIT #50
SIGNAL SILICON
DIODES
200 for \$1.98
Un-
tested.
Includes many, many types of switching, signal silicon types, all axial leads. Some may be zeners. Cat. No. SE 2628 Untested.

BARREL KIT #51
HOBBY OPTO
COUPLERS
40 for \$1.98
Un-
tested.
We got 1,000's unknown both the sensor or transmitter may be good, or both. WE DON'T KNOW! We don't know the types, 1000V isolation. Cat. No. SE 2629

BARREL KIT #52
DISCS!
500 for \$1.98
Un-
tested.
Cat. No. SE 2630 100% Good
We got a bargain of a lifetime! First time ever offered by Poly Pak for the economy-minded bargain hunters.

BARREL KIT #53
JUMBO RESISTOR PAK
100-pc. \$1.98
Un-
tested.
Assortment metal film, pre-cut, carbon, metal oxide powers, from 1/4 watt to 7 watts. Color coded & 100% good. Worth \$10.

BARREL KIT #58
SLIDE SWITCHES
30 for \$1.98
Un-
tested.
All shapes, sizes, spot, diode, momentary, etc. Tremendous shop pak for 100's of switching projects. Cat. No. SE 2726 100% good.

BARREL KIT #59
POWER TRANSISTORS
40 for \$1.98
Un-
tested.
15 watt Bendix H-5000 metal transistors, npn, all good, purchased from a pretester, have millions of 100% good. Cat. No. SE 2727

BARREL KIT #60
DTL'S IC'S
75 for \$1.98
Un-
tested.
This is prime barrel material. Who wants DTL's? 930, 938, 946's. Your gain is our loss. They're marked too. Cat. No. SE 2728

BARREL KIT #61
POLYSTYRENE CAPS
100 for \$1.98
Un-
tested.
Finest caps made. As a sample we bought 10 barrels from factory, mixed values, all good. Cat. No. SE 2729

BARREL KIT #65
MIXED READOUTS
15 for \$1.98
Un-
tested.
Factory returns - such numbers as MAN-4's, MAN-7's, MAN-1's, 11 barrels & no time to separate. Cat. No. SE 2733 Untested.

BARREL KIT #68
2 WATTERS
100 for \$1.98
100% good.
Nobody seems to want 'em! So many suppliers don't count, but throw 'em in the barrel. It's a 1/2 gold mine. All marked. Cat. No. SE 2735

BARREL KIT #71
CAPACITOR SPECIAL
100 pcs. \$1.98
Un-
tested.
Emptied stockrooms into barrels of electrolytic, paper, ceramic, disc, etc. Nifty 100% good. Cat. No. SE 2738

BARREL KIT #73
TRANSISTOR
ELECTROS
50 for \$1.98
Un-
tested.
It "bugs" us why the factories dump 'em in barrels. Types, 2N3055, 7410 series, DTL's, ROM's, registers, clock & calc chips, linear, etc. Cat. No. SE 2860 Untested.

BARREL KIT #75
400MW ZENERS
100 for \$1.98
Un-
tested.
Factory out of biz! Amazing offer: 6, 10, 12 to 15V. You test. Hermetically sealed glass pak. Double plug. Cat. No. SE 2740

BARREL KIT #76
1-WATT ZENERS
100 for \$1.98
Un-
tested.
Factory same as 400mw's. Never-tissue again offer: 6, 8, 10, 12, 15V. Under glass, double plug. Cat. No. SE 2741

BARREL KIT #77
"BROWN" BODY
TRANSISTORS
40 for \$1.98
Un-
tested.
E-E H-30 series: has 10 voltages, Darlington, 10 current min. Factory has discontinued. Power tabs. Cat. No. SE 2742 Untested.

BARREL KIT #78
"BROWN" BODY
TRANSISTORS
40 for \$1.98
Un-
tested.
H-12 series. You test - so into your own biz! High current, hi-V. PNP. Cat. No. SE 2743 Untested.

BARREL KIT #81
SUBMINI RESISTORS
200 for \$1.98
100% good.
PC, upright type, color coded, 1/4 watt. Ass'd. values. Came to us in a barrel. Cat. No. SE 2746

BARREL KIT #83
SUBMINI RESISTORS
15 for \$1.98
Un-
tested.
LM-340T Untested. 100% good. Factory rejects, too. Factory projected, too. Length of leads, May include 6, 8, 12, 15, 18, 24 volts. Power tab. Cat. No. SE 2835

BARREL KIT #87
NATIONAL IC BONZAI
100 for \$1.98
Un-
tested.
Factory dumps into barrels. Types, ROM's, registers, clock & calc chips, linear, etc. Cat. No. SE 2860 Untested.

BARREL KIT #91
SILVER MICAS
100 for \$1.98
Un-
tested.
For the first time silver mica so low in price! Axial, red case, variety of physical sizes & values. Big savings from distributor prices. Wt. 1 lb. Cat. No. SE 3018

BARREL KIT #94
"BUBBLE"
READOUTS
12 for \$1.98
Un-
tested.
DL-338 bubble magnifiers. Sizes missing. Truthfully so many of 'em we don't care. Untested. 3 oz. No. SE 3046

BARREL KIT #99
PHOTO ELECTRIC
CELLS
10 for \$1.98
Un-
tested.
Asst. GE types, CDS types. Mixed by factory. Big job for us to separate. 100% good. Cat. No. SE 3052

BARREL KIT #103
CLOCK CHIPS
5 for \$1.98
Un-
tested.
National is dumping! MM-5316 - what's wrong with 'em, we don't know, but we got barrels. Hobby special. Wt. 2 oz. Cat. No. SE 3055

BARREL KIT #104
SLIDE VOLUME
CONTROLS
10 for \$1.98
Un-
tested.
Used in hi-fi. Volume control maker, unloads. Ass'd. values, what a buy. Worth \$1 ea. We've got barrels of 100% material. Cat. No. SE 3057

BARREL KIT #107
SQUARE OHMS
60 for \$1.98
Un-
tested.
Factory people use sometimes "squares" when they topple prime square ohms mix 'em up in barrels. Ass'd. values, wats. Wt. 1 lb. Cat. No. SE 3058

BARREL KIT #108
TO-5 PLASTIC
TRANSISTORS
40 for \$1.98
Un-
tested.
Includes PNP, NPN, 2N-3638, 2N3641, 2N5000 series, etc. Untested, but guaranteed to a 60% yield. Cat. No. SE 3101

BARREL KIT #109
TERMINAL STRIPS
150 for \$1.98
Un-
tested.
Wide ass'd. of terminal strip connectors, from 1 contact up. Strip manufacturers barrel dump is your gain. Wt. 1 lb. Cat. No. SE 3136

BARREL KIT #110
SUPPRESSOR DIODES
50 for \$1.98
Un-
tested.
Keeps ignitions, noises out axial. Untested, but the of your eqpt. Car, industrial, etc. Double plug. Cat. No. SE 3137

BARREL KIT #111
MULTI DIGIT
READOUTS
8 for \$1.98
Un-
tested.
barrels of bleached 3, 4 and/or 8 digit readouts to USA for "dump". Untested. Cat. No. SE 3138

BARREL KIT #112
MICRO MINI LEDS
40 for \$1.98
Un-
tested.
All the tiny leds, axial, upright of Monsanto, Litronic, variety of colors. Yield 60% or better. Cat. No. SE 3139

BARREL KIT #113
STABISTORS
50 for \$1.98
Un-
tested.
Regulator, sensing and computer circuitry. Axial double plug type. Discontinued factory line. PIV 20 volts, 80% yield. U test 'n save! Cat. No. SE 3140

BARREL KIT #114
PLASTIC SCRS
25 for \$1.98
Un-
tested.
Factory is changing style, top grade yield 80% to 90%. Includes 15, 20, 60, 100, 150, 200 volts, TO-92. A buy! You betcha! Cat. No. SE 3143

BARREL KIT #115
FLEX SOCKETS
300 for \$1.98
Un-
tested.
100% good. Calculator maker dump! We got a zillion of 'em. Used for sockets, etc. Cat. No. SE 3144

BARREL KIT #116
BUTTONS IN
FEEDTHRU'S
100 for \$1.98
Un-
tested.
Truthfully worth a small fortune. Wide ass'd. of button-feedthru caps. HAMS TAKE NOTE! HF, UHF, etc. Wt. 1 lb. Cat. No. SE 3141

BARREL KIT #117
20-MIL OPTICAL
FIBERS
200-Ft. \$1.98
Un-
tested.
Peter optica factory bankruptcy purchase! High quality, most-commonly used type of your eqpt. - CLEAR! Lowest price. SE 3206

BARREL KIT #118
MINI SCRS
50 for \$1.98
Un-
tested.
UNBELIEVABLE! TO-92 plastic SCRS in barrels - dump from factory. Includes all voltages up thru 200 prv. SE 3135

BARREL KIT #119
MODULAR SWITCHES
25 for \$1.98
Un-
tested.
Centralab "push-ON" switches - TV, mining, etc. etc. Dpdt, 6pdt, etc. Brand new. Cat. No. SE 3150

BARREL KIT #121
TRIGGER DIODES
25 for \$1.98
Un-
tested.
Type ER-900, same type used to trigger scrs, triacs. Sometimes called "diacs". Untested. No. SE 3160

BARREL KIT #122
"MINI" MAGNETS
100 for \$1.98
Un-
tested.
Magnet circular and rectangular cuttings from a regulator maker - For read switches & micro-circuitry. Cat. No. SE 3161

BARREL KIT #122
PLASTIC OPTICAL
FIBERS
500-Ft. \$1.98
Un-
tested.
Fiber 10-mil size. Excellent for making lite pipes, experiments, lamp sprays. Cat. No. SE 3159

BARREL KIT #123
CD-4002 C-MOS IC
15 for \$1.98
Un-
tested.
From mostly good. But we have 250,000. Cat. no. we sell 'em out. YOUR GAIN! Their number is CD-5602. Cat. No. SE 3217

BARREL KIT #126
UPRIGHT
ELECTROS
40 for \$1.98
Un-
tested.
Wide ass'd. of values from 1mf to 300mf in mixture of voltages. 100% marked 'n good. Why barreled! U-test-a-buy! Cat. No. SE 3226

BARREL KIT #127
AXIAL ELECTROS
40 for \$1.98
Un-
tested.
Truthfully the factories (by mixing 'em in barrels) do all of us a favor. WUT A BUY! Ass'd. capacities and voltages. Cat. No. SE 3227

BARREL KIT #128
MINI DIP IC'S
75 for \$1.98
Un-
tested.
Large mfr dumped 100's of lbs into barrels. Includes 741's, LM-380-H, 703, 867, 655, 658—but who knows! Factory to you. All mixed, you test. Wt. 1 lb. Cat. No. SE 3245

Terms: Add postage Rated: net 30
Phone: Wakefield, Mass. (617) 245-3829
Retail: 16-18 Del Carmine St., Wakefield.
MINIMUM ORDER - \$6.00

POLY PAKS

Send for FREE Spring-Summer CATALOG



MICRO MINI MIKE WIRELESS MICROPHONE

World's smallest, solid state, completely self-contained. Picks up and transmits most sounds without wires up to 350 ft. through FM Radio. Use as mike, ampf., alarm & alert sys., hot line, etc. Money back guar. B/A, M/C cds. COD ok. \$14.95 plus \$1.00 post. & hdg. Calif. res. add tax. **AMC SALES, Dept. 23, Box 928 Downey, Ca. 90241.**

SIZE
2 1/4" x 3/4" x 1/2"

VIBRATO SYSTEM for musical instruments. Completely electronic design — no rotating speakers! Construction plans available including modifications for special effects. Send cheque or M.O. for \$12.95 to R. Dahly Box 219, Laval-des-Rapides, Quebec, Canada. U.S. Inquiries.

SOFTWARE! SOFTWARE! and Interface Kits can change your computer into a useful and enjoyable instrument. Hundreds and Hundreds of Dynamic Programs for the Businessman, Engineer and Game Enthusiast. Send \$1 for samples catalog. Scientific Research, P.O. Box 83, Marcy, NY 13403.

DIAGRAMS Servicing Material, most radio-television sets. \$2.50 Immediate service. Beitman, 1760 Balsam, Highland Park, Illinois 60035.

INTRODUCTORY OFFER PRIME IC's.

TTL		CMOS	
Data Sheet	Guaranteed	Data Sheet	Guaranteed
7400 12	74123 50	4001 16	4027 40
7402 13	74148 95	4002 16	4030 30
7404 14	74150 60	4006 90	4040 95
7410 13	74157 60	4007 16	4042 60
7420 13	74163 75	4011 16	4044 60
7438 25	74165 90	4012 16	4049 38
7440 13	74175 75	4013 35	4050 38
7451 13	74192 70	4021 95	4066 65
7474 23	74193 70	4023 16	4071 16
74116 100		4024 75	4516 95
		4025 20	

MEMORIES

RAMS.		PROMS.	
2102	1 150	82523	825123 1 95

ELTRON
P.O. Box 2542
SUNNYVALE, CALIF 94087
Min. Order \$10.00
Add \$1.00 P. & H.
Calif. Residents add 6% Tax

UNIVERSAL TTL/DTL/CMOS IC TESTER Tests 16/14 pin ICs! Illustrated Info/Plans \$2.00 **NORTHSTAR ENGINEERING, 3617 NORTHCRENS DRIVE CHARLESTON, WV 25302**

Programmed PROMS RAMS

QUALITY COMPUTER COMPONENTS		
1702A	256x8 PROM (unprogrammed)	\$ 10.50
1702A	PROM with your program	\$ 17.50
2102-1	1024x1 RAM	\$ 2.50
	4096 Byte Memory Module (kit)	\$156.00

*Send SASE for Programming Forms. CA Res. add 6%. No COD. Same day service on cert. check or money order to: **Electronic Tool Co., Box 1315, Hawthorne, CA 90250**

CONDUCTIVE Foam—1/4" thick 5 cents / square inch, minimum \$1.00. WFCO, Box 148, Runnemede, NJ 08078.

MICROCOMPUTER report. What's available, what to buy, where to buy. \$1.00 postpaid. Hughes, POB 43-E, Richland, WA 99352.

COMPUTER HOBBYISTS! Bargain hunt and sell via ON LINE 18 issues/year — \$3.75 Free Sample ON LINE, 24695 Santa Cruz Hwy., Los Gatos, CA 95030.

TV GAME Schematics and Plans. Tank, Gotcha, Pinball, more! Coleman, Box 2134, Station A, Champaign, Ill. 61820.

WIRE, Copper, Resistance, Bare, Insulated, Stock List send 25 cents to Pelican Wire Co. 12701 State Line Road, Hebron, Ill. 60034.

STOP BUYING THROW-AWAY BATTERIES Rechargeable NICAD batteries by General Electric are the way to go. A single NICAD outlives 1000 ordinary batteries. Great for Calculators, Walkie-Talkies, R/C, Tools, Portable Electronics, Photo-Flash, etc. For FREE Application Booklet and Catalog listing prices and sizes Contact: **FORM A ELECTRONICS, 224 Washington Av. North, Minneapolis, Mn. 55401.**

Send for your information packet today—
which also includes circuit functions, component list-up, and accessories. Information Packet \$1.00 (refundable with order).

visulex P.O. Box 4204P Mountain View, CA 94040

DON'T LET VOLTAGE TRANSIENTS ZAP YOUR HI-FI Solid state equipment protector plugs into outlet protects any transistorized equipment. \$6.95 Kopp Electronics, 1650 William St., Buffalo, N.Y. 14206 Free Brochure.

FREE Catalog, Ultrasonic Devices, LEDs, Transistors, IC's, Strobe Lights, UARTS, Memories, Digital Thermometers, Unique Components, Chaney's, Box 15431, Lakewood, Colo. 80215.

DISCOUNTED police scanners, C.B. transceivers, crystals. Catalog \$1.50, refundable. Charlie Sales, 2113 Admiral Street, Alhquipp, PA 15001.

ALTAIR/INTEL 8080 Crossassembler, Documented IBM 360/370 COBOL ready for punching, \$30. Software Ideas, Box 112, Citrus Hgts., CA 95610.

SURPLUS receivers, transmitters, components, test equipment. Catalog free. Ed French, P.O. Box 249, Aurora, Illinois 60507.

ELECTRONIC Kits, Optoelectronics, Linear & Digital IC's, Transistors, Loads of Components, at Low, Low Prices! SN7400 10 cents — 741 29 cents — DL 747 \$1.95 — 1% Resistors 100/\$1 — Catalog 75 cents **DIAMONDBACK ENGINEERING, P.O. Box 194, Spring Valley, IL 61362.**

SPECIAL, 7-digit Electronic calculator — 4 function plus % key and memory, floating point, \$12.00 price includes postage, battery, and instructions. Send check or money order to: **Chriskim Co., P.O. Box 1782, Tampa, Fla 33601.**

MCADAM 2000 DIGITAL AUDIO ANALYZER SYSTEM, South East Showcase, 2144 Highland Drive, Salt Lake City, Utah 84106. (801) 484-8686.

TV TECHNICIANS, SERVICEMEN, HOBBYISTS—Vista Model 740 Digital Crosshatch Generator, Compact crystal divider for lowest-priced ultra-stable 5x7 crosshatch or 56 dot patterns. AC powered, \$31.95 complete kit; \$41.95 assembled. Postpaid in USA, Canada. Information available free. Photoluminescence, Dept. PE-56, 118 East 28th Street, New York, New York 10016.

ALTAIR 8800 Plug-ins, 8K RAM, static, low price, exceptionally low power (extra low standby), fast no wait or refresh states... Prototyping Board, massive heat sink, regulator... 8800 Octal Encoder Board kit, no extra I/O board or software needed... Microprocessor Coding Form Pads... IC Sockets. Send for latest information and low prices. **ELECTRONIC CONTROL TECHNOLOGY, Box 6, Union, NJ 07083.**

PLANS—Video Pong, \$2.00 Laser \$2.00 Projection TV... \$2.00 Catalog 50 cents. Technologic, Box 5262, Orchard Lake, Michigan 48033.

HOBBYISTS! Experimenters! Build this unique low-cost circuit (only 4 ICs and no TIMERS) to build realistic-operating ROULETTE, Craps, ESP, Color Wheel, Light Flasher or anything you dream up. Send \$3.00 for logic sheet, PC Board layout, parts list, info. **LEJO CIRCUITS, Box 244, St. Johnsville, N.Y. 13542.**

WE HAVE WHAT YOU'RE LOOKING FOR.

C-MOS

Part No.	Pkg. (Pin)	Quantity	Part No.	Pkg. (Pin)	Quantity
4000	14	\$5.22	4034	24	\$3.40 \$3.06
4001	14	25.22	4035	16	1.49 1.34
4002	14	25.22	4040	16	1.59 1.43
4005	14	1.84 1.65	4041	14	.95 .86
4007	14	27.24	4042	16	1.33 1.19
4009	16	59.51	4043	16	1.10 .99
4010	16	59.51	4044	16	1.10 .99
4011	14	25.22	4049	16	.53 .47
4012	14	25.22	4050	16	.53 .47
4013	14	.53 .47	4051	16	1.59 1.43
4014	16	1.50 1.35	4052	16	1.63 1.46
4015	16	1.22 1.09	4053	16	1.63 1.46
4016	14	.57 .51	4060	16	1.68 1.51
4017	16	1.33 1.20	4066	14	.99 .89
4018	16	1.58 1.42	4071	14	27.24
4019	16	.56 .50	4072	14	27.24
4020	16	1.56 1.40	4073	14	27.24
4021	16	1.41 1.26	4075	14	27.24
4022	16	1.56 1.40	4081	14	27.24
4023	14	25.22	4082	14	27.24
4024	14	1.10 .99	4502	16	1.26 1.13
4025	14	25.22	4510	16	1.58 1.42
4027	16	.78 .70	4511	16	1.72 1.54
4028	16	1.35 1.21	4516	16	1.58 1.42
4029	16	1.56 1.40	4518	16	1.29 1.16
4030	14	50.45	4520	16	1.27 1.14
4033	16	1.70 1.53	4528	16	1.00 .90

AP NOTE—USING THE 4528 DUAL MONOSTABLE MULTIVIBRATOR (6 Pages) .85
SPEC. SHEET ANY CMOS STANDARD DEVICE .35

INTERESTING!!

Part No.	Description	No. Pins	1-9	10-24
MM74C925	4-Digit Counter with multiplexed 7-segment output drivers with Latch, Enable, & Reset inputs	16	\$8.75	\$8.00
MM74C926	Same as MM74C925 except it has display select and carry out for cascading counters	18	8.75	8.00
MM74C927	Similar to MM74C926 except second most significant figure dives by six instead of 10	18	8.75	8.00
MM74C928	Similar to MM74C926 except the most significant figure dives by 2 and the carry out is an overflow indicator	18	8.75	8.00
MM5330	4-page spec sheet on all four of above 4 1/2-digit panel meter logic block 6-page spec sheet	16	9.00	8.25
LM3909	8-page application note 1.3 Volt IC flasher, oscillator, trigger, or alarm	8	1.15	.98
LM5700	10-page spec sheet and applic note Low cost LED thermometer	4	4.60	4.22
LM3911	Application note Temperature controller	8	1.72	1.59
ap note	8-page spec sheet and applic note Driving 7-segment LED displays (12 pages)		1.25	
ap note	Application guide for op amps (12 pages)		1.25	
ap note	op amp circuit collection (20 pages)		1.75	
ap note	TTL MSI Application note (23 pages)		1.75	

CARBON FILM RESISTORS

1/4W	5%	120 resistance values 10 ¹ —910K ¹
1/2W	5%	145 resistance values 10 ¹ —10Meg ¹
1W	5%	145 resistance values 10 ¹ —10Meg ¹
2W	5%	145 resistance values 10 ¹ —10Meg ¹

PRICING	1-24	25-99	100-499	500-999	1000
1/4W	\$.04	\$.035	\$.029	\$.027	\$.025
1/2W	.04	.035	.029	.027	.025
1W	.14	.12	.11	.10	.09
2W	.21	.20	.19	.18	.17

Combine resistance values and wattage for lowest price.

7400 SERIES TTL

Part No.	Pkg. (Pin)	Quantity	Part No.	Pkg. (Pin)	Quantity
7400	14	\$5.20	7491A	14	\$8.72
7401	14	25.20	7492	14	55.44
7402	14	25.20	7493	14	55.44
7403	14	25.20	7494	16	81.66
7404	14	27.23	7495	14	92.75
7405	14	27.23	7496	16	89.72
7406	14	43.35	74100	24	1.30 1.05
7407	14	43.35	74107	14	36.29
7408	14	27.23	74109	14	43.35
7409	14	27.23	74121	14	43.35
7409A	14	25.20	74123	16	73.59
7410	14	27.23	74125	14	52.42
7411	14	25.20	74126	14	52.42
7412	14	25.20	74132	14	92.74
7413	14	46.37	74141	16	1.15 .93
7414	14	1.15 .93	74145	16	.92 .74
7416	14	34.27	74147	16	2.13 1.72
7417	14	34.27	74148	16	1.70 1.38
7420	14	25.20	74150	24	1.51 1.22
7421	14	43.34	74151	16	.92 .74
7423	14	46.37	74153	16	.82 .66
7425	14	46.37	74154	24	1.35 1.09
7426	14	32.25	74155	16	.89 .72
7427	14	43.35	74156	16	.89 .72
7428	14	43.35	74157	16	.87 .70
7430	14	25.20	74160	16	1.15 .93
7432	14	32.26	74161	16	1.15 .93
7437	14	32.26	74162	16	1.15 .93
7438	14	32.26	74163	16	1.15 .93
7440	14	25.20	74164	14	1.26 1.02
7441	16	1.24 .99	74165	16	1.49 1.20
7442	16	.66 .53	74166	16	1.65 1.33
7443	16	.66 .53	74170	24	3.47 2.81
7444	16	.66 .53	74173	24	1.86 1.50
7445	16	.92 .74	74174	16	1.28 1.04
7446	16	.92 .74	74175	16	1.22 .99
7446A	16	.92 .74	74176	16	1.03 .84
7447	16	.80 .65	74177	16	1.03 .84
7447A	16	.80 .65	74180	14	1.03 .84
7448	16	.87 .70	74182	24	2.82 2.29
7450	14	25.20	74184	16	1.01 .82
7451	14	25.20	74185	16	2.87 2.33
7453	14	25.20	74190	16	1.61 1.30
7454	14	25.20	74191	16	1.61 1.30
7458	14	25.20	74192	16	1.15 .93
7460	14	25.20	74193	16	1.15 .93
7470	14	39.32	74194	16	1.15 .93
7472	14	39.32	74195	16	1.15 .93
7473	14	36.29	74196	16	1.15 .93
7474	14	36.29	74197	16	1.15 .93
7475	16	.52 .42	74198	16	1.95 1.58
7476	16	.41 .33	74199	16	1.95 1.58
7485	16	1.17 .98	74251	16	1.42 1.15
7486	14	36.29	74279	16	60.48
7490	14	55.44			

SPEC. SHEET—Any standard TTL device \$35



AND YOU SHOULD SEE WHAT ELSE WE HAVE!

North Star Electronics Corporation, P.O. Box 1190, Minnetonka, Minnesota 55343

S. D. SALES CO.

P. O. BOX 28810 DALLAS, TEXAS 75228

ALARM CLOCK KIT SIX DIGIT LED

Thousands of hobbyists have bought and built our original clock kit and were completely satisfied. But we have received many requests for an alarm clock kit with the same value and quality that you have come to expect from S.D. So, here it is!

THE KIT INCLUDES:

- 1 Mostek 50252 Alarm Clock Chip
- 6 Hewlett Packard .30 in. common cathode readouts.
- 15 NPN Driver Transistors
- 1 Etched and Drilled P.C. Board set
- 1 Step Down Transformer
- 2 Switches for time set
- 2 Slide Switches for alarm set and enable
- 1 Filter Cap
- 4 IN4002 Rectifiers
- 1 IN914 Diode
- 1 .01 Disc Cap
- 15 Resistors
- 1 Speaker for alarm
- 1 LED lamp for PM indicator.

\$16.50
(COMPLETE KIT)

Why pay MORE MONEY for our competitor's clock that has LESS DIGITS that are SMALLER in size?

Please take note that we use only first run parts in our kits and include ALL the necessary parts. Not like some of our competitors who use retested readouts and chips or who may not even include switches in their kits.

60 Hz. Crystal Time Base

FOR DIGITAL CLOCKS **\$5.95**
S. D. SALES EXCLUSIVE!

The kit you have been waiting for is here NOW, and at an unbelievable price! Thanks to S.D. Sales you can turn that digital clock of yours into a superbly accurate, DC operated, time piece.

KIT FEATURES:

- A. 60 Hz output with accuracy comparable to a digital watch.
- B. Directly interfaces with all MOS clock chips.
- C. Super low power consumption (1.5 Ma typ.)
- D. Uses latest MOS 17 stage divider IC.
- E. Eliminates forever the problem of AC line glitches.
- F. Perfect for cars, boats, campers, or even for portable clocks at ham field days.
- G. Small size, can be used in existing enclosures.

Kit includes crystal, divider IC, P.C. Board plus all other necessary parts and specs.

BUY TWO FOR \$10.00

2102 1K RAM's - 8 FOR \$12.95

New units _____ We bought a load on a super deal, hence this fantastic price.
Units tested for 500NS Speed.

INTEL 1702A 2K ERASEABLE PROM'S \$6.95

We tell it like it is. We could have said these were factory new, but here is the straight scoop. We bought a load of new computer gear that contained a quantity of 1702A's in sockets. We carefully removed the parts, verified their quality, and are offering them on one heck of a deal. First come, first served. Satisfaction guaranteed.

MV-50 TYPE LED'S

by LITRONIX
10 for \$1
Factory Prime!

3 DIGIT LED ARRAY - 75c

by LITRONIX
DL33MMB 3 MAN-3 Size Readouts in one package. These are factory prime, not retested rejects as sold by others. compare this price! 75c 3 for \$2.

SALE ON CUT LEAD SEMICONDUCTORS

Leads were cut for PCB insertion. Still very useable.

1N914/1N4148	100/\$2	
1N4002 1 Amp 100 PIV	40/\$1	
1N4745A 16V 1W Zener	20/\$1	
EN2222 NPN Transistor	25/\$1	ALL NEW. UNUSED. SOME ARE HOUSE #
EN2907 PNP Transistor	25/\$1	
2N3904 NPN Driver Xstr.	25/\$1	
2N3392 GE Pre-amp Xstr.	25/\$1	
C103Y SCR. 800MA. 60V.	10/\$1	

SLIDE SWITCH ASSORTMENT

Our best seller. Includes miniature and standard sizes, single and multi-position units. All new, first quality, name brand switches. Try one package and you'll reorder more. Special - 12 for \$1 (Assortment)



DISC CAP ASSORTMENT

PC leads. At least 10 different values. Includes .001, .01, .05, plus other standard values.
60 FOR \$1



UPRIGHT ELECTROLYTIC CAPS

47 mfd 35 V-10/\$1 68 mfd 25V-8/\$1
Brand new by Sprague. PC leads.

RESISTOR ASSORTMENT

1/4 W 5% and 10%. PC leads.
A good mix of values. 200/\$2



1000 MFD FILTER CAPS

Rated 35 WVDC. Upright style with P.C. leads. Most popular value for hobbyists. Compare at up to \$1.19 each from franchise type electronic parts stores. S.D. Special 4 for \$1



FAIRCHILD BIG LED READOUTS

A big .50 inch easy to read character. Now available in either common anode or common cathode. Take your pick. Super low current drain, only 5 MA per segment typical.

FND - 510	Common Anode	YOUR CHOICE \$1.50 ea. 6 for \$7.50
FND - 503	Common Cathode	

DUAL 741C (5558) OP AMPS

Mini dip. New house numbered units
by RAYTHEON.
4 FOR \$1

FET'S BY TEXAS INSTRUMENTS - SPECIAL 5 for \$1
#TIS-75 but with an internal house number. TO-92 plastic case. N. Channel. Junction type FET.

We do not sell junk. Money back guarantee on every item. No C.O.D. Texas Res. add 5% tax. Postage rates went up 30%! Please add 5% of your total order to help cover shipping.

S. D. SALES CO.

P. O. BOX 28810
DALLAS, TEXAS 75228

AT LAST!

4 & 6 DIGIT PC BOARDS

PC Board for 4 digit display MAN series or DL707
 PC Board for 6 digit display MAN series or DL707
 PC Board for 4 digit display FND503
 PC Board for 6 digit display FND503
 PC Board for 4 digit display DL747
 PC Board for 6 digit display DL747
 PC Board for 4 digit display DL727
 PC Board for 6 digit display DL727
 PC Board for 4 digit display FND70



\$1.75
 \$2.25
 \$2.00
 \$3.00
 \$2.50
 \$3.00
 \$2.25
 \$3.00
 \$1.75



All PC display Boards are multiplexed for adding additional digits.



DL747
 Jumbo .6 in. high, and only 20mA per segment.
 \$2.75



DL727
 One of our best readouts .5 in. high, 20 mA per segment. Common anode.
 \$3.75

DL707



Red, .30 in. high 15 mA per segment. Common anode
 \$1.25



DL33
 If you like an array of displays, we have it. 10mA per segment. Common Cathode.
 \$1.45



HP7730
 .33 in. high, red very bright readout. 25mA per segment. Common anode.
 \$1.20



BURROUGHS 12 DIGIT
 .25 in. high orange digit. 160V DC. Free skt.
 \$3.25



FND503
 New .5 in. display by Fairchild. Common Cathode.
 \$1.60
 5 for \$7.50



LEDs
 Mini red .12
 Jumbo red .15
 Jumbo green .20
 Jumbo yellow .25

DISPLAY SPECIAL



\$1.30

Fully multiplexed, common cathode. Goldplated. Ideal for mini 6 digit clock.

THE KING OF ALTAJ

INTRODUCING:

FATIMA FOUR DIGIT TEMPERATURE KIT



FATIMA, the first in a series of time sharing kits to interface with THE KING.

FATIMA - FEATURES: **\$19.95**

- 1) 4-digit temperature display
- 2) Fahrenheit or Centigrade
- 3) Temperature 10 sec. display, time 20 sec. display
- 4) Complete C.Mos application
- 5) Kit uses 7002 4-digit counter

Kit includes all components. PC Board and instructions for interfacing with THE KING 6-digit alarm clock.

Watch next issue for yet another addition!

THE KING - FEATURES:

- 1) 6 digit, 12 hr. 60 cycle or 24 hr. 50 cycle alarm clock
- 2) Time sharing capability for display of additional information.
- 3) Built-in alarm generator and automatic output for intensity control of LEDs.
- 4) Single 12v. supply and a minimum of interface components.
- 5) AM-PM and automatic power failure indications.
- 6) 10 minute snooze
- 7) Complete data and construction manual enclosed.


THE KING \$23.50



Kit No. 70250 1R (Red readouts)
 Kit No. 70250 1G (Green readouts)
 Kit No. 70250 1Y (Yellow readouts) ...\$28.50
 Kit No. 70250 2R (DL727 readouts) ...\$28.50
 Kit No. 70250 3R (DL747 readouts)

All kits include Components, PC Boards, Transformer, and Case.

CSC 100



NEW Proto Board \$19.95
 (Complete Kit)

(Allow 2 weeks for Delivery)

We now offer a full line of Continental Specialties Proto Boards, Clips, Monitors, etc.

LOOK!

From Altaj to you, a special offer.

Power Supply Kit : 5Volt 1Amp. Reg.
 Line regulation .005%
 Load regulation 50mV

Kit includes Components, PC board, Transf., Fuse Pilot Light
 Nothing else to buy: **\$5.50**

TTL

CMOS

7400	.16	CD4000	.24
7402	.16	CD4001	.24
7404	.16	CD4002	.24
7406	.24	CD4006	1.49
7408	.16	CD4007	.24
7410	.16	CD4008	1.15
7413	.49	CD4009	.59
7420	.16	CD4010	.55
7427	.24	CD4011	.24
7430	.16	CD4012	.24
7437	.39	CD4013	.59
7438	.35	CD4014	1.49
7440	.16	CD4015	1.19
7442	.69	CD4016	.59
7447	.89	CD4017	1.29
7448	.89	CD4018	1.49
7453	.16	CD4019	.59
7473	.37	CD4020	1.59
7474	.37	CD4021	1.49
7475	.65	CD4022	1.19
7476	.39	CD4023	.24
7483	.85	CD4024	.99
7490	.69	CD4025	.24
7492	.75	CD4026	1.49
7493	.75	CD4027	.59
7495	.75	CD4028	.99
7496	.75	CD4029	1.39
74121	.38	CD4030	.49
74123	.75	CD4032	.24
74151	.75	CD4033	1.49
74153	.89	CD4034	3.25
74154	.95	CD4035	1.39
74161	.99	CD4037	4.50
74163	1.19	CD4040	1.59
74164	1.89	CD4041	.89
74165	1.49	CD4042	.79
74174	1.29	CD4043	.80
74175	1.39	CD4044	.59
74181	2.75	CD4047	.59
74192	1.25	CD4049	.59
74193	1.25	CD4050	.59
74195	.79	CD4066	.99
74197	.79	CD4077	.39
		74C02	.29
		74C04	.29
		74C107	1.29

FREE
 9V Battery with \$10 or more purchase

\$ DOLLAR \$ DAYS

FORD SOLID STATE MODULES

Module contains 2 transistors plus other components. Used as audio pre amps. With specs 4/\$1

TANTALUM CAPS

4.7 MFD 10VDC. Axial. 10/\$1

ELECTROLYTIC CAPS

220 MFD 25 VDC. PC type 5/\$1

DUAL ELECTROLYTIC CAPS

1500 MFD + 2000 MFD 30VDC. Metal can, twist lock. 2/\$1

CERAMIC DISC CAPS

.01 MFD 50 VDC 20/\$1
 68 MFD 50 VDC 20/\$1

12 VDC REED RELAY

Coil is 500 OHM. SPST-NO. Sub-mini. EA. \$1

PUSH BUTTON SWITCHES

Miniature momentary switches 4/\$1

POLAROID FILTERS

Pale green in color. 2.3 x 12 in. Use with various readouts 2/\$1

TRANSFORMER SPECIAL NO. 1

Mini. size. 8 VAC 400 MA under load \$1



CPU

8008	8 bit parallel CPU	19.50
2102	1K Static RAM for 8008	2.25
MM5203	2K UV erasable PROM	12.25

LED DRIVERS

75491	Seg.	.35
75492	Dig.	.45

6 Function Calculator Chip
 Chip No. 7020 with direct segment drive. 8 digit.

Priced to sell: **\$2.25**

TRANSISTORS

2N3055	NPN 115W TO3 Power	0.85
RCA200V	115W TO5 Power NPN	1.25
GE D40C1	NPN Darl. Cut Lead	0.25
2N4443	SCR 400V 8Amp TO220	0.65
2N2222	NPN Gen. Ampl.	0.20
2N3904	NPN Driver	0.15
2N3906	NPN Complim. 2N3904	0.15
2N4400	NPN Low level noise	0.20
2N5401	PNP Nixie driver	0.25

GE Transistor Assortment
 TO98 cased Darling., SCRs, NPN, PNP, etc. Tests show very high yield.

50 for \$0.95
 100 for \$1.75
 300 for \$5.00

Satisfaction Guaranteed.

MUSIC LIGHTS

60 Watt COLOR ORGAN

Completely self contained unit, with 120 volt power cord included.

\$1.50

TTL BOARDS

MEMOREX computer boards with TTL's Diodes and Transistors, etc.

5 Boards containing 150-250 IC's.

\$3.95

FM Transformer Ass.

Includes FORD 19 KHZ, 38 KHZ, Osc. coils, etc. Used in AM FM car radios. All new 10 PC. ASSMT.

\$1.00

DIODES

1N4004	400PIV	15 for 1.00
1N4007	1000PIV	10 for 1.00
1N746	3.3Zen.	4 for 1.00
1N4148	Switch	20 for 1.00

LINEARS

555	Timer Mini dip.	0.45
8038	Functional generator	4.25
RCA 3043	FM, IF, Aud. Preamp.	1.20
565	Phase Lock Loop	0.95
567V	Tone Decoder	1.50
LM723	Pos. Volt. Req.	0.55
LM309	5v. lamp Reg.	1.10
LM741	Operational Amp.	0.25

NEW MANAGEMENT!

- * Free Postage
- * No Minimum Order
- * 48 Hour Service
- * 24 Hour Phone Service

WE ARE EAGER TO SERVE YOU!



ALTAJ ELECTRONICS

P.O. BOX 38544 Dallas, Texas 75238
 TERMS Check or money order. No COD.
 Telephone (214) 278-3561

Texas Residents Add 5%

ARIES brought you the first calculator kit, and the first digital clock kit . . . and now brings you three of the most innovative electronic kits ever made. The System 300 Electronic Music Synthesizer kit is the most advanced in the world today, regardless of price. The AR-781 is a space-age beauty for any decor. And the wholly solid state AR-830 does the work of a \$400.00 tape memory unit.




WARNING . . . if you're interested in a music synthesizer, don't make a move until you see our catalog first. It's more like a handbook than a catalog, with hundreds of in-depth photographs and descriptions to explain electronic music principles, and to show equipment to do the job. **ARIES** now offers a complete complement of modules, keyboards, and cases, matched to the most rigorous professional standards. Starter systems priced as low as \$395.00.

A clear, ruby-red cylinder shows off all six digits of this modern calendar clock. Easy-to-read numbers show the hours, minutes, and seconds, as well as the month and day every ten seconds.



Red LED 7-segment numerals are 0.33" high, in a sturdy cylinder 2-1/2" in diameter and 4-3/4" long, with finished hardwood ends. Time and calendar are controlled by 60 Hz line frequency, with a 12-month movement. Separate time and calendar adjustments. Includes all the components, PC boards, housing, and instructions. Shipping weight 2 lbs. **AR-781 Clock Kit** . . . \$34.50

Add finger-touch operation to your old-fashioned dial telephone with an **ARIES AR-830 Automatic Digital Telephone Dialer**. This has the same layout and convenience as Ma Bell, plus other features she doesn't offer yet. For instance . . . AR-830 always remembers the last number you dialed, in case the line was busy and you want to try again later. Not only that, but the Dialer's memory can store as many as ten of your favorite numbers for one-touch dialing. AR-830 uses standard dialing and muting contacts; consult local tariffs before connecting. Sh. wt. 2 lbs. **AR-830 Dialer Kit** . . . \$69.50



ARIES INC.
119 Foster Street
Peabody, Mass., 01960
(617) 532-0450

CIRCLE NO. 11 ON FREE INFORMATION CARD

BUILD YOUR OWN SPEAKERS AND SAVE UP TO 50%



You can assemble your own high quality, multi-element stereo speakers in a few hours and save up to half the cost of comparable speakers. Send for our free 32-page catalogue of speaker kits, raw speakers and accessories.

SPEAKERLAB
Dept. PE-9, 5500-35th N E
Seattle, Washington 98105

2 AMP 1000 Volt rectifiers 10 cents, 1N34 Diodes 10 cents, 2N3819 35 cents, 2N6084 \$15.00 Zeners, IC's, Studs, Bridges, 2N2222 10 cents, \$5.00 minimum. Free Catalog Send Stamp, Aldelco, Box 341, Lynbrook, N.Y. 11563.

SURPRISE! SURPRISE! SURPRISE! Free Catalog! WE SELL THE MOST UNUSUAL CONSTRUCTION PLANS USING NUMERICAL READOUTS!! Digital Plans: Capacitance Meter, VOM, Frequency Counter, Oral Thermometer, Automobile Speedometer, Tachometer, Sobriety Tester, ALSO: Ten Band Graphic Equalizer, LED Volume Indicator, Human Pulse Tachometer, TV Video Ping-Pong Game, PLAN SETS are \$3.49 each or ALL eleven for only \$19.98 Airmailed Postpaid! GREEN BANK SCIENTIFIC, Box 100T, Green Bank, West Virginia 24944.

FREE CATALOG. Bargain Prices, Electronic Components, and Equipment. C. Stoute, 8241 Cure Clermont, Montreal, H1K1X8 Canada. U. S. Inquiries.

SAVE CASH. Stop troublesome service calls. New Miracle Tuner Kit cleans standard coil television tuners automatically. Many sold for \$12.50. Send \$4.99 to Tuner Kit, P.O. Box 1477, Burbank, Calif. 91505. Money Back Guarantee.

POLICE CODE UNSCRAMBLERS. Fits all scanners. Satisfaction Guaranteed. Jim's Two-Way, Box 275, Hot Springs, Ark. 71901.

ACOUSTICAL COUPLERS & HARD WIRE MODEMS

MISC. UNTESTED ORIGINATE ONLY **20 00**

PENRILL HARD WARE ORIGINATE & RECEIVE **35 00**

LOGIC I — ORIGINATE W/PRINTS **35 00**

\$2.00 handling and shipping charge, Texas residents add 5% sales tax. We have other tested modems—write or call

RONDURE COMPANY

1224 Security Drive • Dallas, Texas 75247
(214) 630-4621 • TWX 910-861-4985

INSULATED. Solderless Terminals. Flat Spade Tongue, Tinned Copper, For No. 16/14 Wire, No. 8 Stud, 100 Pieces \$4.00, postpaid. Fastening Products, Box 151, Cheltenham, PA 19012.

TRANSISTORS. small signal, T092, EN3662 8 cents ea, EN930 12 cents, EN2484 5 cents, FT326 PNP 40v, 6 cents, FT307 NPN 50v, 5 cents, 40321 30 cents, Minimum order \$5. Add 50 cents mailing. David Rutledge, Box 728, Hurst, TX 76053.

600 MHZ Frequency Counter, 8 Digit LED Readout, Crystal Timebase, complete Kit including cabinet \$219.95 **DAVIS ELECTRONICS**, 636 Sheridan Dr., Tonawanda, N.Y. 14150, (716) 874-5848.

BURGLAR ALARMS

BURGLAR-FIRE alarm supplies and information. Free catalog, Protecto Alarm Sales, Box 357-G, Birch Run, Michigan 48415.

DIALING UNIT

This Dialing Unit is for use with a simple tape recorder to automatically make telephone calls for emergency or other use. The Unit includes both programmer and dialer, so all you need is a simple tape recorder to complete the system.

\$29.95 **SIGHT & SOUND SYSTEMS** Model 672
Ph. 816 483-4612 Free literature*
5619 St. John Avenue (Dept. 7) Kansas City, Mo. 64123

PLANS AND KITS

AMAZING ELECTRONIC PRODUCTS

LASERS SUPER POWERED, RIFLE, PISTOL, POCKET, SEE IN DARK, PYRO, TECHNICAL, DE BUGGING, UNSCRAMBLERS, GIANT TESLA, STUNWAND, TV DISRUPTER, ENERGY PRODUCING, SCIENTIFIC DETECTION, ELECTRIFYING, CHEMICAL, ULTRASONIC, CB, AERO, AUTO AND MECH DEVICES, HUNDREDS MORE. ALL NEW PLUS INFO UNTD PARTS SERVICE.

INFORMATION unlimited

CATALOG \$1 Box 626 Lord Jeffery PZ • Amherst, N.H. 03031

PRINTED circuits directly from magazine articles in three hours. Datak ER-4 kit, only \$26.95. California and New Jersey residents include sales tax. Complete details from Datak, P.O. Box 38, Guttenberg, N.J. 07093.

FREE plans for building electronic thermometer with control. Send SASE. Free new catalog, Dage Scientific Instruments, Box 1054P, Livermore, CA 94550.

CBERS—"TRIPLE YOUR POWER" using NEW 46' all-directional CB Antenna!!! Plans \$2. Astrobeam-3, 704 Edwards, Visalia, CA 93277.

COLOR BAR GENERATOR Kit \$39.95, 16 patterns. Plans \$4.95. Workshop, Box 393P, Bethpage, N.Y. 11714.

OVER 1600 Bass-reflex speaker enclosure designs. Book \$6.95. Portco Sound, Box 6365, Portland, Oregon 97206.

ROBOT, PLANS for 5ft. Tall Radio Controlled Robot, \$9.95. Free information, Americana Products, Box 11631, Kansas City, MO 64138.

TESLA COIL — 40" SPARKS! Plans \$7.50. Information 75 cents. Huntington Electronics, Box 2009-P, Huntington, Conn. 06484.

Olson ELECTRONIC PARTS AND ACCESSORIES

When ordering allow for postage. COD 20% Deposit. Residents of the following states please add Sales Tax: Ca. 5%, Fl. 4%, GA. 3%, Il. 4%, Ky. 5%, Ma. 5%, Mi. 4%, Mo. 3%, N.Y. 4%, Oh. 4%, Pa. 6%, Tx. 4%.

- TL-477. Soldering Iron 2.99
- VC-274. 12-Pc. Volume Control Kit 49c
- XM-501. 40-Pc. Terminal Strip 79c
- XM-370. 7 Seg. L.E.D. Display 1.29
- TR-446. 25-Pc. Ass'td. SCR 1.49
- SW-555. 90-120 V AC Relay 59c
- SW-156. Ctr.-Off Toggle Switch DPDT. Pkg. 2 2.49
- SW-460. 3 Button Push Switch 24c
- SW-636. Thermostatic Switch 50-600 NO 39c
- SW-752. Unimax 15A Switch SPST 49c
- SW-587. 5A Toggle SPST NO 39c
- SW-431. Phone Type Lever Switch 4 SPST 62c
- SW-632. Reed Switch W/Magnet SPST. Pkg. 10 1.29
- MO-359. 1/30 RPM Timing Motor 120V AC 49c
- TT-092. 2500 OHM Output Transformer 64c
- TF-047. 6 V 1/2 A. Filament Transformer 44c
- TF-050. 12V 2A Filament Transformer 47c
- KN-030. 25-Pcs. Assorted Knobs 49c
- ME-182. 0-1 Ma Panel Meter 1 3/8" Mtg. Hole 89c
- ME-205. 0-200 UA. Panel Meter 1 5/16 x 5/8" 74c
- ME-204. 0-150 UA. Panel Meter 1 x 1 x 7/8" 74c
- ME-203. 100-0-100 UA. 1'x1'x7/8" Meter 74c

FREE 7 Olson Catalogs
FREE Olson CB Catalog WITH DEALERS PRICE LIST

NEXT 7 ISSUES SENT TO YOU FREE

Olson Electronics, 260 S. Forge St., Dept. IK, Akron, Ohio 44327
Please send me Olson catalog CB catalog Both . Please Print

NAME _____
ADDRESS _____
CITY _____
STATE _____ ZIP _____

CIRCLE NO. 45 ON FREE INFORMATION CARD

NEW! CONVERT TV TO 36 FT. WIDE SCREEN!

Easy Do-It-Yourself Kit

Project a giant 5'x6' picture onto wall or screen. B&W/Color. Kit contains detailed plans, Inst., and Precision Lens System. Only \$15.95 ppd., or write for Free illustrated details.

The Macrocoma Co., Dept. DD
Washington Crossing, PA 18977

ACCURATELY measure and control temperatures from -300 to 1200 F. Complete kits \$59.95. Send SASE for free plans. Dage Scientific Instruments, 1931 Tobruk, Livermore, CA 94550.

PRINTED circuits directly from magazine articles in three hours. Datak ER-4 kit, only \$26.95. California and New Jersey residents include sales tax. Complete details from Datak, P.O. Box 38, Guttenberg, N.J. 07093.

ELECTRONICS kits for home or school project. Select from over 50 kits. Many under \$5.00. Send \$1.00 for catalog. Refundable with first order. Graymark, 1751 McGaw Ave., Irvine, CA 92714.

HIGH FIDELITY

DIAMOND NEEDLES and Stereo Cartridges at Discount prices for Shure, Pickering, Stanton, Empire, Grado and ADC. Send for free catalog. LYLE CARTRIDGES Dept P, Box 69, Kensington Station, Brooklyn, New York 11218. SAVE 50% Build your own speaker systems featuring Norelco, Eminence and CTS Famous brands from world's largest speaker factories at lowest wholesale prices. Write for free catalog of speakers and electronic accessories. McGee Radio & Electronic Corp., 1901 McGee Street, Kansas City, Missouri 64108

TAPE AND RECORDERS

RENT 4-Track open reel tapes—free brochure Stereo-Parti, P.O. Box 7, Fulton, CA 95401
1930-1962 Radio Programs, Reels, \$1.00 Hour! Cassettes, \$1.00 Show! Mammoth Catalog, \$1.25 AM Treasures, Box 192PE, Babylon, N.Y. 11702

TUBES

RADIO & TV Tubes—36 cents each. Send for free Catalog, Cornell, 4213 University, San Diego, Calif. 92105.
TUBES receiving, factory boxed, low prices, free price list, Translerronic, Inc., 1365 39th Street, Brooklyn, N.Y. 11218A, Telephone: 212-633-2800
TUBES: Oldies' Latest Supplies, components, schematics Catalog Free (stamp appreciated) Steinmetz, 7519 PE Maplewood, Hammond, Ind. 46324

PERSONALS

MAKE FRIENDS WORLDWIDE through international correspondence. Illustrated brochure free. Hermes, Berlin 11, Box 110660/ZD Germany.
Ph.D.S. MASTER'S BACHELORS—official nonresident College Degrees easily acquired through mailorder Universities. Complete Revealing Directory—\$2 Counseling Connection, 5495 Claremont, No. BPE, Oakland, CA 94618



LOGIC PROBE KIT Use with CMOS, TTL, DTL, RTL, HTL, HiNHL and most MOS IC's. Built-in protection against polarity reversal and overvoltage. Draws only a few mA from circuit under test. Dual-LED readout. Complete kit includes case and clip leads. \$8.95
VARIABLE REGULATED POWER SUPPLY KIT Continuously variable from 3 to over 15 Volts. Short-circuit proof with electronic current limiting at 300 mA. Compact size and full regulation of 0.1% make this a great bench or lab power supply. \$11.95
FIXED REGULATED POWER SUPPLY KITS Short-circuit proof with thermal current limiting. Compact size and typical regulation of 0.05% make these ideal for most electronic projects. Available for 5V @ 500mA, 6V @ 500mA, 9V @ 500mA, 12V @ 400mA, 15V @ 300mA. Specify voltage when ordering. \$8.95 ea.
These easy-to-assemble kits include all components, complete detailed instructions and plated fiberglass PC boards. Power supply kits do not include case or meters. Add \$1.25 per kit for postage and handling.

TRANSISTORS (NPN)
2N918 TYPE RF Amp & Oscillator to 1 GHz 3/S1.00
2N3563 TYPE RF Amp & Osc to 1 GHz (pl. 2N918) 5/S1.00
2N3565 TYPE Gen. Purpose Gain (TO-92/106) 5/S1.00
2N3866 TYPE RF Power Amp 1.5W @ 450 MHz 5/S1.50
2N3904 TYPE GP Amp & Sw to 100 mA, IFE 100 5/S1.00
Assort. NPN GP TYPES, e.g. 2N3694, 2N3903, etc. (15) \$2.00
2N3638 TYPE (PNP) GP Amp & Sw to 300 mA 5/S1.00
2N3906 TYPE (PNP) GP Amp & Sw to 30 MHz 5/S1.00

FET'S
N-CHANNEL (LOW NOISE)
2N4091 TYPE RF Amp & Switch (TO-18/106) 3/S1.00
2N4416 TYPE RF Amplifier to 450 MHz (TO-72) 2/S1.00
2N5163 TYPE Gen. Purpose Amp & Sw (TO-106) 3/S1.00
2N5486 TYPE RF Amp to 450 MHz (plastic 2N4416) 2/S1.00
E100 TYPE Low-Cost Audio Amplifier 4/S1.00
1TE4868 TYPE Ultra-Low Noise Audio Amp 3/S1.00
TIS74 TYPE High-Speed Switch 402 3/S1.00
Assort. RF & GP FET'S, e.g. 2N5163, MPF102, etc. (8) \$2.00
P-CHANNEL
2N4360 TYPE Gen. Purpose Amp & Sw (TO-106) 3/S1.00
E175 TYPE High-Speed Switch 1251 (TO-106) 3/S1.00

MAY SPECIALS:
2N2222 NPN TRANSISTOR GP Amp & Switch 6/S1.00
2N2007 PNP TRANSISTOR GP Amp & Switch 6/S1.00
2K3553 RF Power Amp 5W @ 150 MHz, 7W @ 50 MHz, \$2.00
MPF102 P-CHANNEL FET RF Amp, 200 MHz 3/S1.00
555 DUAL 555 TIMER 1 µsec to 1 hour (DIP) \$1.00
723 VOLT. REGULATOR 3.30V @ 1.200 mA (DIP/TO-5) 2/S1.00
2740 FET Op Amp, Like NE536 & µA740 (TO-5) \$2.40
µA7805 VOLTAGE REGULATOR 5V @ 1A (TO-220) \$1.25
8038 WAVEFORM GENERATOR Wave w/ckts \$4.50
1N4154 DIODE 30 V/10mA-1N914 except 30 V 25/S1.00
BR1 BRIDGE RECTIFIER 50 V PIV, 500 mA (DIP) 3/S1.00
MMS514 DIGITAL CLOCK CHIP-W/Sp/Schematics \$4.95

LINEAR IC'S:
308 Micro-Power Op Amp (TO-9/5MINI-DIP) \$1.00
309K Voltage Regulator 5V @ 1A (TO-3) \$1.25
324 Quad 741 Op Amp, Compensated (DIP) \$1.50
340T Volt. Reg. 1 Amp/Spec'd 5, 6, 12, 15 or 24 V-w/ckts \$1.75
380 2.5 Watt Audio Amplifier 34 dB (DIP) \$1.29
555 Timer 1 µs to 1 hr. NE555, LM555, etc. (MINI-DIP) \$.65
709 Popular Op Amp (DIP/TO-5) \$.29
739 Dual Low-Noise Audio Preamp/Op Amp (DIP) \$1.00
7458 Dual 741 Op Amp (MINI-DIP) \$.65
741 Freq. Comp. Op Amp (DIP/TO 5MINI-DIP) 3/S1.00
DIODES:
ZENER'S—Specify Voltage 3.3, 3.9, 4.3, 5.1, 6.8, 8.2 400mW 4/S1.00
9.1, 10, 12, 15, 18, 20, 22, 24, 27, or 33V (1-100W) 1 Watt 3/S1.00
1N914 or 1N4148 TYPE General Purpose 100V/10mA 15/S1.00
1N3893 TYPE RECTIFIER Strip Mount 400 V/12 A 2/S1.00
U5 VARACTOR 5.5W Output @ 30-250 MHz, 7.70 pF \$5.00
FJ VARACTOR 1.3W Output @ 100-500 MHz, 5.30 pF \$1.00

*MAIL NOW! FREE DATA SHEETS supplied with every item from this ad. FREE ON REQUEST 741 Op Amp with every order of \$5 or more. 749 Dual Op Amp or two E100 FET's with every order of \$10 or more, postmarked 05/01/80. One free item per order.
ORDER TODAY! All items subject to prior sale and prices subject to change without notice. All items are new surplus parts. 100% functionality tested. **WRITE FOR FREE CATALOG** #7510 offering over 350 semiconductor carriers in stock. Ship 134 stamp.
TERMS: Small check or money order (U.S. funds) with order. We have 1st Class postage to U.S., Canada and Mexico (except on kits) \$1.00 handling charge on orders under \$10. Calif. residents add 6% sales tax. Foreign orders add postage. COT orders add \$1.00 service charge.

ADVA ELECTRONICS
BOX 4181 BR., WOODSIDE, CA 94062
Tel. (415) 851-0455
CIRCLE NO. 2 ON FREE INFORMATION CARD

CALCULATORS
TEXAS INSTRUMENTS CALCULATORS DISCOUNT HOT LINE Toll Free (800) 638-8906. Phone us long distance free for the low discount price on the Texas Instruments Calculator of your choice: SR-50A, SR-51A, SR-161I, TI-25001I, TI-1500, TI-25501I, TI-5050. All of the great new Texas Instruments models. Capital Calculator Company, 701 East Gude Drive, Rockville, Maryland 20850. The discount super market for top brand name calculators. Mail and phone orders accepted. BankAmericard and Master Charge accepted.

EMPLOYMENT OPPORTUNITIES
ELECTRONICS/AVIONICS EMPLOYMENT OPPORTUNITIES. Report on jobs now open. Details FREE. Aviation Employment Information Service, Box 240E, Northport, New York 11768.
CALIFORNIA companies hiring Engineers and Technicians. Current openings bulletin \$3 Dynamics, Box 1867-K, Covina, Calif. 91722.

QUALITY ELECTRONIC COMPONENTS
NEW DISCOUNT SCHEDULE SAVES YOU EVEN MORE!

AMD 8080A \$39.95 2102 \$1.99
MICROPROCESSOR 1024 Bit Random Access Memory
0-70°C 480 ns Clock Period 500 ns Typical, 1000 ns Max Access Time

INTEGRATED CIRCUITS — TTL, CMOS, LINEAR & MOS

7400	21	7473	30	74174	98	4001	23	4073	23
7401	21	7474	30	74175	93	4002	23	4075	23
7402	21	7475	49	74176	79	4006	1.25	4081	23
7403	21	7476	32	74177	79	4007	23	4082	23
7404	21	7480	70	74180	70	4008	79	4502	79
7405	21	7482	70	74181	2.15	4009	44	4510	1.14
7406	25	7483	70	74182	79	4010	44	4511	1.05
7407	25	7485	89	74184	2.19	4011	23	4514	2.80
7408	21	7486	28	74185	2.19	4012	23	4515	2.80
7409	21	7489	2.19	74188	3.50	4013	40	4516	1.23
7410	21	7490	44	74189	3.50	4014	3.50	4518	1.14
7411	21	7491	70	74190	1.23	4015	96	4520	1.14
7412	21	7492	44	74191	1.23	4016	40	4527	1.68
7413	25	7493	44	74192	88	4017	1.05	4528	88
7414	89	7494	70	74193	88	4018	1.05	4535	1.23
7416	25	7495	70	74194	88	4019	23	LM309K	1.28
7417	25	7496	70	74195	88	4020	1.14	LM324N	1.28
7420	21	74100	79	74196	88	4021	1.14	LM340T-1	1.25
7421	25	74101	33	74197	88	4022	96	LM340T-1.25	1.25
7423	35	74109	33	74198	1.49	4023	23	LM340T-1.8	1.25
7425	35	74121	35	74199	1.49	4024	84	LM340T-1.2	1.25
7426	25	74122	44	74201	1.09	4025	89	LM3909N	1.25
7427	35	74123	61	74279	58	4026	1.68	LM340T-1.8	2.25
7428	28	74125	40	74365	67	4027	40	LM340T-24	2.25
7430	21	74126	40	74366	67	4028	89	LM3909N	1.25
7432	25	74132	65	74367	67	4029	1.14	NE566	3.24
7433	30	74141	88	74368	67	4030	23	NE400L	2.04
7437	25	74145	70	75150	1.31	4033	1.51	NE555V	48
7438	25	74147	63	75151	80	4034	3.50	NE564	8.8
7440	21	74148	30	75451	61	4035	1.14	NE608B	3.83
7441	88	74150	1.16	75452	61	4040	1.14	NE561B	3.83
7442	53	74151	70	75453	61	4041	79	NE562B	3.83
7443	63	74152	65	75454	61	4042	79	NE565A	1.25
7444	63	74154	03	75491	81	4043	70	NE566V	1.28
7445	70	74155	70	75492	84	4044	70	NE567V	1.36
7446	70	74156	70	75493	1.09	4046	1.86	UA709CV	44
7447	70	74157	70	75494	1.09	4049	40	UA710CA	44
7448	70	74160	88	8093	40	4050	40	UA711CA	53
7450	21	74161	88	8094	40	4051	1.26	UA723CA	60
7453	21	74162	88	8095	67	4052	26	UA741CV	44
7454	21	74163	88	8096	67	4053	72	UA747CA	70
7460	21	74164	96	8097	67	4060	1.58	UA748CV	49
7470	30	74166	26	8098	67	4066	79	MC1458	53
7472	30	74173	64	8225	2.19	4071	23	2102	2.65
		74173	1.42	4000	23	4072	23	8080A	49.95

AP SUPER STRIP II—Universal Breadboarding
Element with 840 Solderless Plug-in Tie-Points
\$17.00

IC TEST CLIPS
14 pin TC-14 \$4.50
16 pin TC-16 \$4.75
24 pin TC-24 \$13.85 TC-16 TC-24

In a hurry? All Circuit Evaluators
obsoletes ordinary breadboards
All solderless plug-in tie-points

7 models for fast building and testing of circuits
On all models... simply plug in your components with 22-gauge solid wire. All models accept all DIP's, TO-5's and discretes with leads up to .032" diameter.
Multiple buses can easily be linked for power and ground distribution, reset and clock lines, shift command, etc. Buses: gold-anodized aluminum. Terminals: non-corrosive nickel-silver. Four rubber feet included.

ACE Model No.	Tie Points	DIP No. No. Capacity Buses	Ports	Board Size (inches)	Price Each
200-R (kit)	728	8 (18x15)	2	4.91x6.5x9.16	\$18.95
209 (assembly)	822	8 (18x15)	8	4.91x6.5x9.16	\$28.95
201-A (kit)	1032	12 (14x15)	2	4.91x6.2	\$24.95
212 (assembly)	1224	12 (14x15)	8	4.91x6.2	\$34.95
218 (assembly)	1760	18 (14x15)	10	6.1x7.2x1.8	\$46.95
227 (assembly)	2712	27 (14x15)	28	6.6x11.4	\$49.95
236 (assembly)	3648	36 (14x15)	36	4.10x14.9x1.4	\$76.95

BISHOP GRAPHICS Printed Circuit Drafting
Aids are now available from Dig-Key

CMOS DATABOOK \$1.50
Specifications and pin-outs for 80 different 4000 series parts

MONSANTO MAN 64 AL 0.4 INCH RED 7-SEGMENT DISPLAY
60°C
1702 AQ 2K ERASABLE PROM WITH QUARTZ WINDOW
\$13.50

REED RELAYS
1.5 Amp SPST N.O. Contacts
4.8V Coil \$1.70 \$125/C
6.0V Coil \$1.70 \$125/C
12V Coil \$1.70 \$125/C
24V Coil \$1.70 \$125/C

1/4 WATT 5% CARBON FILM RESISTORS
5c each in multiples of 5 per value
\$1.70/100 of same value, 10 ohm to 1.0 meg

SILICON TRANSISTORS
MPS918, MPS930, MPS2222A, MPS2369A, MPS2712, MPS2907A, MPS3392, MPS3393, MPS3394, MPS3395, MPS3563, MPS3565, MPS3568, MPS3638, MPS3638A, MPS3640, MPS3641, MPS3643, MPS3645, MPS3646, 2N3904, 2N4124, 2N4126, 2N4140, 2N4400, 2N4403, 2N4410, PN4889, 2N5087, 2N5089, 2N5091, PMS137, PMS138, PMS139, PMS133, PMS137, PMS138, PMS139, 2N5102, PMS94A 16, \$1.55/10, \$13.60/100 of some part no.
MPF102 .36 330 60°C 2N5457 .48 \$41.00/C MP5A13 .28 \$24.00/C 2N3055 .99 \$85.00/C

I.C. SOCKETS
8 Pin Solder Tab .17
14 Pin Solder Tab .20
16 Pin Solder Tab .22
18 Pin Solder Tab .28
24 Pin Solder Tab .38
28 Pin Solder Tab .45
40 Pin Solder Tab .63
8 Pin Wire-Wrap .24
14 Pin Wire-Wrap .26
16 Pin Wire-Wrap .30
18 Pin Wire-Wrap .40
24 Pin Wire-Wrap .86
28 Pin Wire-Wrap 1.23
40 Pin Wire-Wrap 1.00

RESISTOR ASSORTMENTS
5 cc. all 10% 1/4 W. Vol. from 2.2 to 2.2 meg (435 pcs) \$12.00
5 cc. all 10% 1/4 W. Vol. from 10 to 5.6 meg (350 pcs) \$12.00

ELECTROLYTIC CAPACITORS
— Radial Lead — — Axial Lead — — Axial Lead —
1uf/50v .08 65.10 1uf/50v .11 90.10 47uf/25v .17 1.30/10
2.2uf/50v .08 65.10 2.2uf/50v .12 90.10 100uf/16v .17 1.30/10
3.3uf/50v .08 65.10 3.3uf/50v .12 90.10 100uf/25v .20 1.55/10
4.7uf/25v .08 65.10 3.3uf/50v .12 1.00/10 100uf/25v .29 2.30/10
4.7uf/50v .08 70.10 4.7uf/25v .09 100.00 220uf/16v .20 1.55/10
10uf/25v .08 65.10 4.7uf/25v .12 90.10 220uf/25v .29 2.35/10
10uf/50v .10 75.10 10uf/16v .11 90.10 330uf/16v .29 2.35/10
22uf/25v .09 70.10 10uf/25v .12 1.00/10 330uf/25v .32 2.55/10
22uf/50v .12 100.10 10uf/50v .14 1.15/10 470uf/16v .32 2.55/10
100uf/6.3v .09 75.10 22uf/16v .12 1.00/10 470uf/25v .37 3.00/10
100uf/16v .11 85.10 22uf/25v .12 1.00/10 1000uf/16v .39 3.15/10
100uf/25v .13 1.10/10 33uf/16v .12 1.00/10 1000uf/25v .56 4.50/10
33uf/25v .14 1.15/10 2200uf/16v .62 4.95/10
47uf/16v .14 1.15/10

HARDWARE
2.56 1/4 Screw .99/C 7.20/M
2.56 1/4 Screw .99/C 7.65/M
4.40 1/4 Screw .55/C 3.60/M
4.40 1/4 Screw .60/C 4.05/M
6-32 1/4 Screw .65/C 4.40/M
6-32 1/4 Screw .75/C 4.85/M
8-32 3/8 Screw .60/C 5.85/M
2.56 Hex Nut .55/C 3.60/M
4.40 Hex Nut .55/C 3.75/M
6-32 Hex Nut .60/C 4.00/M
8-32 Hex Nut .60/C 4.15/M
No. 4 Lockwasher .85/C 5.75/M
No. 6 Lockwasher .85/C 5.75/M
No. 8 Lockwasher .45/C 3.00/M
No. 10 Lockwasher .45/C 3.00/M

VOLUME DISCOUNT SCHEDULE

Merchandise Total	Discount	Merchandise Total	Discount
\$ 0.00 - 9.99	NET	\$ 100.00-500.99	LESS 15%
\$ 10.00 - 24.99	LESS 5%	\$ 500.00-999.99	LESS 20%
\$ 25.00 - 99.99	LESS 10%	\$ 1000.00 & up	LESS 25%

— Then Add the Standard Charge Below —
STANDARD SHIPPING/HANDLING CHARGE
If your merchandise total other discount is between
\$ 0.00 - 4.99 add \$2.00 \$ 50.00-99.99 add \$0.25
\$ 100.00-99.99 add \$0.75 \$ 1000.00 & up No Charge
\$ 25.00-549.99 add \$0.50
Includes shipping & insurance to USA & Canada
COD ORDERS ACCEPTED FOR SAME DAY SHIPMENT—CALL 218-851-0674

DISC CAPS
100pf/500v .04 36/10
220pf/500v .04 36/10
470pf/500v .04 36/10
1000pf/500v .04 37/10
2200pf/500v .04 37/10
4700pf/500v .04 37/10
01uf/500v .06 50/10
01uf/500v .03 24/10
02uf/25v .03 28/10
04uf/25v .05 28/10
1uf/25v .08 62/10

1/2 WATT ZENER DIODES
1N5226B 3.3v 15 511/C 1N5226B 7.5v 15 511/C
1N5227B 3.6v 15 511/C 1N5227B 8.2v 15 511/C
1N5228B 3.9v 15 511/C 1N5228B 8.7v 15 511/C
1N5229B 4.3v 15 511/C 1N5229B 9.1v 15 511/C
1N5230B 4.7v 15 511/C 1N5240B 10v 15 511/C
1N5231B 5.1v 15 511/C 1N5241B 11v 15 511/C
1N5232B 5.6v 15 511/C 1N5242B 12v 15 511/C
1N5233B 6.0v 15 511/C 1N5243B 13v 15 511/C
1N5234B 6.5v 15 511/C 1N5244B 14v 15 511/C
1N5235B 6.8v 15 511/C 1N5245B 15v 15 511/C

DIGI-KY CORPORATION
P.O. Box 677 Thief River Falls, MN 56701

7400N TTL

SN7400N*	13	SN7453N	27	SN74150N	113
SN7401N	16	SN7454N	25	SN74151N	113
SN7402N	21	SN7455A	25	SN74153N	135
SN7403N	16	SN7460N	22	SN74154N	125
SN7404N	16	SN7462N	45	SN74155N	121
SN7405N	24	SN7471N*	69	SN74156N	130
SN7406N	45	SN7472N*	45	SN74157N	130
SN7407N	25	SN7473N*	37	SN74160N	175
SN7408N	25	SN7474N*	32	SN74161N	145
SN7409N	25	SN7475N*	59	SN74162N	135
SN7410N	46	SN7476N*	32	SN74164N	165
SN7411N	30	SN7477N*	50	SN74165N	165
SN7412N	42	SN7480N	50	SN74166N	170
SN7413N	85	SN7482N	175	SN74167N	500
SN7414N	70	SN7483N	115	SN74170N	300
SN7416N	43	SN7484N	112	SN74172N	1800
SN7417N	43	SN7486A	45	SN74173N	170
SN7420N	21	SN7488N	350	SN74174N	95
SN7421N	39	SN7489N	300	SN74175N	95
SN7422N*	150	SN7490N*	49	SN74176N	90
SN7423N	37	SN7491N	120	SN74177N	90
SN7425N	43	SN7492N	82	SN74180N	105
SN7426N	31	SN7493N*	57	SN74181N	355
SN7427N	37	SN7494N	91	SN74182N	95
SN7428N	42	SN7495N*	91	SN74183N	260
SN7430N	76	SN7496N	91	SN74184N	270
SN7432N	31	SN7497N*	400	SN74186N*	500
SN7437N	47	SN74100N*	100	SN74187N	600
SN7438N	40	SN74107N	49	SN74190N	150
SN7439N	25	SN74109N	45	SN74191N	130
SN7440N	21	SN74122N	49	SN74192N*	119
SN7441N	110	SN74123N*	70	SN74193N*	99
SN7442N	108	SN74125N	80	SN74194N	145
SN7443N	105	SN74126N	81	SN74195N	100
SN7444N	110	SN74132N	300	SN74196N	225
SN7445N	110	SN74136N	180	SN74197N	100
SN7446N	115	SN74137N	115	SN74198N	225
SN7447N*	79	SN74142N*	400	SN74199N	225
SN7448N	99	SN74143N*	450	SN74200N	700
SN7450N	26	SN74144N*	450	SN74209N*	90
SN7451N	27	SN74145N	115	SN74251N	250
SN7452N*	27	SN74147N	300	SN74264N	600
		SN74148N	250	SN74282N	600

CONSUMER ELECTRONICS

exelar



DIGITAL WATCH
This watch is manufactured by National Semiconductor. It provides 5 functions: hours, minutes, seconds, date, A.M. indicator dot. Accuracy is assured to 5 seconds per month by precision Quartz crystal. If something should go wrong with the watch, repair is assured within 48 hours after it is received. Complete with steel back leather band.

ES4-SY
3 MICRON GOLD PLATE BEZEL
\$29.95
NOT A KIT

Novus



DIGITAL ALARM CLOCK
This 4 digit Novus Alarm Clock is a very reliable and smartly styled unit. It provides such features as an alarm settable to any minute of the day, a 7 minutes snooze alarm, a power failure indicator, and even an A.M./P.M. indicator.

\$19.95
NOT A KIT

74LS00 TTL

74LS00	39	74LS55	39	74LS151	155
74LS02	39	74LS73	85	74LS153	189
74LS03	39	74LS74	65	74LS157	155
74LS04	45	74LS75	79	74LS162	225
74LS05	45	74LS76	65	74LS163	225
74LS08	39	74LS83	219	74LS164	225
74LS10	45	74LS86	65	74LS181	669
74LS12	219	74LS90	125	74LS190	285
74LS14	219	74LS92	125	74LS191	285
74LS20	39	74LS93	125	74LS192	285
74LS26	49	74LS96	219	74LS193	285
74LS27	45	74LS96	189	74LS194	225
74LS28	49	74LS107	65	74LS195	285
74LS30	39	74LS112	65	74LS257	129
74LS32	45	74LS122	135	74LS260	55
74LS34	49	74LS136	65	74LS270	595
74LS51	39	74LS138	189	74LS279	79

CMOS

CD4000	25	74C04N	75
CD4002	25	74C03S	85
CD4006	250	74C03N	85
CD4007	25	74C042	190
CD4009	59	74C044	150
CD4010	59	74C046	251
CD4011	25	74C047	275
CD4012	25	74C049	79
CD4013	27	74C050	79
CD4016	56	74C051	295
CD4017	135	74C053	295
CD4019	55	74C060	325
CD4020	149	74C066	175
CD4022	125	74C068	45
CD4023	25	74C072*	45
CD4024	130	74C073	45
CD4025	25	74C081	45
CD4027	69	74C051	250
CD4028	165	74C051B	250
CD4029	295	74C090	39
CD4030	85	74C02N	55

XCITON OPTO ELECTRONICS

LITRONIX MONSANTO DISCRETE LEADS

XC209R	5/51	XC526R	5/51	XC111R	5/51
XC209G	4/51	XC526G	4/51	XC111G	4/51
XC209Y	4/51	XC526Y	4/51	XC111Y	4/51
XC2090	4/51	XC5260	4/51	XC1110	4/51

125" dia. .185" dia. .190" dia.

MINIATURE TOGGLE

DPDT	ON OFF ON	221	2.06	2.06	1.07	1.78
	ON HOME ON	223	2.06	2.26	1.08	1.61
	ON OFF ON	121	2.35	1.95	1.43	1.30
	ON HOME ON	123	2.05	1.65	1.21	1.10

PUSH BUTTON

Model	1	Quantity	net prices
Number	Each	2-9	10-29 30-99
PB-126	\$2.35	\$1.95	\$1.47 \$1.30
PB-126	\$2.35	\$1.95	\$1.47 \$1.30

LINEAR

LM300H	80	LM1351N	165
LM301A	35	LM377N	400
LM302H	75	LM380N	109
LM304A	100	LM380CN	135
LM305H	95	LM381H	79
LM307CN	35	LM382N	179
LM308H	100	NE501A	800
LM308CN	100	NE510A	800
LM309H	110	NE531H	300
LM309CN	125	NE531B	300
LM310CN	115	NE540L	800
LM311H	90	NE550N	79
LM311N	90	NE553	250
LM316CN	150	NE555V	45
LM319N	130	NE560P	500
LM319D	900	NE561B	500
LM320K-5	135	NE562B	500
LM320K-2	135	NE563H	99
LM320K-12	195	NE565N	125
LM320K-15	135	NE566CN	195
LM320T-5	175	NE567H	125
LM320T-12	175	LM763CN	45
LM320T-18	175	LM769N	29
LM324N	956	LM769N	29
LM339N	180	LM7710N	79
LM340K-5	195	LM7711N	39
LM340K-12	195	LM7723N	55
LM340K-15	195	LM7733N	55
LM340K-24	195	LM7739N	129
LM340T-15	175	LM7741H	35
LM340T-6	175	LM7741H	39
LM340T-9	175	LM7741H	39
LM340T-18	175	LM7741H	39
LM340T-12	175	LM7747N	79
LM340T-15	175	LM7747N	79
LM340T-18	175	LM7747N	79
LM340T-24	175	LM7747N	79
LM351CN	65	LM1303N	90
LM370N	115	LM1304N	90
LM370H	115	LM1307N	85
LM373N	325	LM1310N	295

DISPLAY LEADS

MAN 2	5 x 7 DOI MATRIX	300	4.95
MAN 3	COMMON CATHODE	187	1.95
MAN 4	COMMON CATHODE	300	1.50
MAN 7	COMMON ANODE GREEN	300	2.50
MAN 7G	COMMON ANODE-YELLOW	300	2.50
MAN 7Z	COMMON ANODE	300	1.50

THUMBWHEEL SWITCHES

Part No.	Description	Price
SP DP	End Plate (each)	5.50
SP DP	Blank Body (each)	4.00
SP DP	Blank Body (each)	4.00

B POSITION ROTARY SWITCH

Part No.	Description	Price
SR DP	End Plate (each)	5.50
SR DP	Blank Body (each)	4.00
SR DP	Blank Body (each)	4.00

KITS EXAR ICS

XR-2206KA SPECIAL \$17.95
Includes monolithic function generator IC, PC board, and assembly instruction manual.

XR-2206KB SPECIAL \$27.95
Same as XR-2206KA above and includes external components for PC board.

TIMERS	XR-555CP	5.69	STEREO DECODERS	XR-1310P	\$3.20
	XR-320P	1.55		XR-1310EP	3.20
	XR-555CP	1.80		XR1800P	3.20
	XR-2556CP	3.20			
	XR-2240CP	3.25	WAVEFORM GENERATORS	XR-205	8.40
				XR-2206CP	4.49
				XR-2207CP	3.85
PHASE LOCKED LOOPS	XR-210	5.20	MISCELLANEOUS	XR-2211CP	6.70
	XR-215	6.50		XR-2261	3.79
	XR-567CP	1.95		XR4136	2.00
	XR-2567CP	2.99			

DATA HANDBOOKS

Pin-out & Description of 5400/7400 ICS \$2.95
Pin-out & Description of 4000 Series ICS \$2.95
Pin-out & Functional Description \$2.95
ALL THREE HANDBOOKS \$6.95

IC SOLDERTAIL - LOW PROFILE (TIN) SOCKETS

8 pin	1-24	25-49	50-100	24 pin	1-24	25-49	50-100
14 pin	20	19	18	28 pin	45	44	43
16 pin	22	21	20	36 pin	60	59	58
18 pin	27	26	25	40 pin	63	62	61
22 pin	31	30	29				

SOLDERTAIL STANOARO (GOLD)

8 pin	\$30	27	24	24 pin	\$70	63	57
14 pin	35	32	29	28 pin	110	100	90
16 pin	38	35	32	36 pin	175	140	126
				40 pin	159	145	130

WIRE WRAP SOCKETS (GOLD) LEVEL #3

10 pin	\$45	41	37	24 pin	\$105	95	85
14 pin	39	36	33	28 pin	140	125	110
16 pin	43	42	41	36 pin	159	145	130
18 pin	75	68	62	40 pin	175	155	140

50 PCS. RESISTOR ASSORTMENTS \$1.75 PER ASST.

ASST. 1	5 ea.	27 OHM	33 OHM	39 OHM	47 OHM	56 OHM	1/4 WATT 5% = 50 PCS.
ASST. 2	5 ea.	180 OHM	220 OHM	270 OHM	330 OHM	390 OHM	1/4 WATT 5% = 50 PCS.
ASST. 3	5 ea.	1.2K	1.5K	1.8K	2.2K	2.7K	1/4 WATT 5% = 50 PCS.
ASST. 4	5 ea.	8.2K	10K	12K	15K	18K	1/4 WATT 5% = 50 PCS.
ASST. 5	5 ea.	56K	68K	82K	100K	120K	1/4 WATT 5% = 50 PCS.
ASST. 6	5 ea.	390K	470K	560K	680K	820K	1/4 WATT 5% = 50 PCS.
ASST. 7	5 ea.	2.7M	3.3M	3.9M	4.7M	5.6M	1/4 WATT 5% = 50 PCS.

14 PCS. POTENTIOMETER ASSORTMENTS

ASST. A 2 ea. 10 OHM-20 OHM-50 OHM-100 OHM-200 OHM-250 OHM-500 OHM

ASST. B 2 ea. 1K, 2K, 5K, 10K, 20K, 50K

ASST. C 2 ea. 50K, 100K, 200K, 500K, 1M, 2M

Each assortment contains 14 pcs of 10 turn pots. All pots are available in single unit quantities. \$9.95 ea.

\$9.95 Per Ass't.

ZENERS - DIODES - RECTIFIERS

1N4745	3.3	400m	4100	1N4005*	600 PIV	1 AMP	10100
1N4750	5.1	400m	4100	1N4007*	800 PIV	1 AMP	10100
1N4752	5.6	400m	4100	1N4009*	1000 PIV	1 AMP	10100
1N4753	6.2	400m	4100	1N4010*	500 PIV	200m	6100
1N4754	6.8	400m	4100	1N4138	75	10m	15100
1N4755	15	400m	4100	1N4135	35	10m	12100
1N4756	15	400m	4100	1N4214	5.6	1w	28
1N4757	15	400m	28	1N4215	6.2	1w	28
1N4758	15	400m	28	1N4216	6.8	1w	28
1N4759	15	400m	28	1N4217	7.5	1w	28
1N4760	15	400m	28	1N4218	8.2	1w	28
1N4761	15	400m	28	1N4219	9.1	1w	28
1N4762	15	400m	28	1N4220	10	1w	28
1N4763	15	400m	28	1N4221	11	1w	28
1N4764	15	400m	28	1N4222	12	1w	28
1N4765	15	400m	28	1N4223	13	1w	28
1N4766	15	400m	28	1N4224	14	1w	28
1N4767	15	400m	28	1N4225	15	1w	28
1N4768	15	400m	28	1N4226	16	1w	28
1N4769	15	400m	28	1N4227	17		

CRYSTALS

THESE FREQUENCIES ONLY

Part #	Frequency	Case Style	Price
CY1A	1 000 MHz	HC33 U	\$4.95
CY2A	2 000 MHz	HC33 U	\$4.95
CY3A	4 000 MHz	HC18 U	\$4.95
CY7A	8 000 MHz	HC18 U	\$4.95
CY12A	10 000 MHz	HC18 U	\$4.95
CY16A	14 318.8 MHz	HC18 U	\$4.95
CY19A	18 000 MHz	HC18 U	\$4.95
CY22A	20 000 MHz	HC18 U	\$4.95
CY28B	32 000 MHz	HC18 U	\$4.95

CLOCK CASES

Nicely styled cases complete with red bezel for use in such applications as desk clocks, car clocks, alarm clocks, instrument cases.

5.95

64 Key Keyboard \$24.95



This keyboard is composed of 64 Magnetic Reed Switches, in one molded unit. It is unenclosed with each SPST switch brought out to two pins.

HD0165 keyboard Encoder ROM \$7.95

JOYSTICK

These joysticks feature four 100K potentiometers, that vary resistance proportional to the angle of the stick. Sturdy metal construction with plastics components only at the movable joint. Perfect for electronic games and instrumentation.

\$9.95 ea

MOS LSI DEVICES

CLOCK CHIPS

MM5309	6 Digit, BCD Outputs	Reset PIN	\$5.95
MM5311	6 Digit, BCD Outputs	12 or 24 Hour	4.95
MM5312	4 Digit, BCD Outputs	1 PPS Output	4.95
MM5313	6 Digit, BCD Outputs	1 PPS Output	4.95
MM5314	6 Digit, 12 or 24 Hour	50 or 60 Hz	4.95
MM5316	4 Digit, Alarm	1 PPS Output	6.95
MM5318	Video Clock Chip	For Use With MM5811	9.95
CT7001	6 Digit, Calendar	Alarm, 12 or 24 Hour	6.95

CALCULATOR CHIPS

MM5725	6 Digit, Four Function	Less Decimal	\$2.95
MM5738	8 Digit, 5 Function		2.95
MM5739	8 Digit, 4 Function	Floating Decimal	2.95
CT5001	12 digit 4 Function		3.95
CT5005	12 digit 4 Function with Memory		3.95
CT5050	12 digit 4 Function and s		7.95

MISC. MOS

MM5320	TV Camera Sync Generator		19.95
MM5811	Video Generator For MM5318		18.00
MM5330	4 1/2 Digit DVM Chip		9.95
MM5007	Complete 4 Digit Counter		\$10.95
LD110-LD111	3 1/2 Digit Voltmeter Chip Set		\$25.00
MC1308L7	7 Bit Digital To Analog Conv		9.95

DL728

The DL728 is a dual 0.5" common cathode red display. It is ideal for use with clock chips, as segments are already multiplexed.

\$2.95

1 1/16 VECTOR BOARD

0.1" Hole Spacing P-Pattern Price

Part No.	Length	Width	Price
PHENOLIC	4.50	6.50	1.72
	4.50	11.00	3.69
	4.50	12.00	3.32
EPOXY GLASS	4.50	6.50	2.07
	4.50	8.50	2.56
	4.50	17.00	5.04
	8.50	17.00	9.23
EPOXY GLASS COPPER PLAS	4.50	17.00	6.80
	4.50	17.00	6.12

VECTOR WIRING PENCIL

Vector Wiring Pencil P173 consists of a hand held leather-wrapped (under one ounce) tool which is used to guide and wrap insulated wire. It offers a self-contained replaceable nibbin, onto component leads or terminals installed on pre-punched P-Pattern Vectorboard. Connections between the wrapped wire and component leads, pads or terminals are made by soldering. Complete with 250 FT of red wire.

\$9.50

REPLACEMENT WIRE — BOBBINS FOR WIRING PENCIL

W36-3-A-Pkg	3	250 Ft.	36 AWG GREEN	\$2.40
W36-3-B-Pkg	3	250 Ft.	36 AWG RED	\$2.40
W36-3-C-Pkg	3	250 Ft.	36 AWG CLEAR	\$2.40
W36-3-D-Pkg	3	250 Ft.	36 AWG BLUE	\$2.40

1 1/4" x 1 1/2" XFMERS

P.C. Mount

That were designed for clock type applications. 110 Vac primary @ 60 Hz. Secondaries: 8 10 Vac (for 30 ma-50 ma), 50 Vac @ 30 ma-50 ma. Excellent for miniature power supplies & gas discharge displays.

SPECIAL \$7.99


MOLEX PINS

PINS USED AS INEXPENSIVE SUBSTITUTE FOR SOCKETS

SPECIAL	100/1.49
SPECIAL	1000/12.00

MICROPROCESSOR COMPONENTS

8080 \$24.95



8080A \$39.95

CPUS		RAM'S	
8008	8 Bit CPU	1101	256x1
8080	Super 8008	1103	1024x1
8080A	Super 8008	2101	256x1
		2102	1024x1
		2107	4096x1
		2111	256x4
		7010	1024x1
		7489	16x4
		8101	256x4
		8111	256x4
		8599	16x4
		9102	1024x1
		9140	256x1
		9240	256x1
		9262	2048x1
		9263	2048x1
		9264	2048x1
		9265	2048x1
		9266	2048x1
		9267	2048x1
		9268	2048x1
		9269	2048x1
		9270	2048x1
		9271	2048x1
		9272	2048x1
		9273	2048x1
		9274	2048x1
		9275	2048x1
		9276	2048x1
		9277	2048x1
		9278	2048x1
		9279	2048x1
		9280	2048x1
		9281	2048x1
		9282	2048x1
		9283	2048x1
		9284	2048x1
		9285	2048x1
		9286	2048x1
		9287	2048x1
		9288	2048x1
		9289	2048x1
		9290	2048x1
		9291	2048x1
		9292	2048x1
		9293	2048x1
		9294	2048x1
		9295	2048x1
		9296	2048x1
		9297	2048x1
		9298	2048x1
		9299	2048x1
		9300	2048x1
		9301	2048x1
		9302	2048x1
		9303	2048x1
		9304	2048x1
		9305	2048x1
		9306	2048x1
		9307	2048x1
		9308	2048x1
		9309	2048x1
		9310	2048x1
		9311	2048x1
		9312	2048x1
		9313	2048x1
		9314	2048x1
		9315	2048x1
		9316	2048x1
		9317	2048x1
		9318	2048x1
		9319	2048x1
		9320	2048x1
		9321	2048x1
		9322	2048x1
		9323	2048x1
		9324	2048x1
		9325	2048x1
		9326	2048x1
		9327	2048x1
		9328	2048x1
		9329	2048x1
		9330	2048x1
		9331	2048x1
		9332	2048x1
		9333	2048x1
		9334	2048x1
		9335	2048x1
		9336	2048x1
		9337	2048x1
		9338	2048x1
		9339	2048x1
		9340	2048x1
		9341	2048x1
		9342	2048x1
		9343	2048x1
		9344	2048x1
		9345	2048x1
		9346	2048x1
		9347	2048x1
		9348	2048x1
		9349	2048x1
		9350	2048x1

BUILD YOUR OWN JOLT MICROCOMPUTER IN JUST 3 HOURS OR LESS FOR \$159.95.


A COMPLETE MICROCOMPUTER IN A SINGLE CPU KIT INCLUDES: • An MOS Technology MCS6502 NMOS microprocessor • 512 bytes of program RAM, and 64 bytes of interrupt vector RAM • 1K bytes of mask programmed ROM containing DEMON, a powerful debug monitor • 26 programmable I/O lines • Internal RC clock, or crystal controlled clock with user supplied crystal • Serial I/O ports for use with a teleprinter current loop driver/receiver, or an EIA standard driver/receiver • Expandable address and data buses • Hardware interrupt • Control panel interface lines available on card connector • Complete assembly manuals and sample programs

JOLT ACCESSORY KITS

JOLT RAM Card — Fully static 4,096 bytes of RAM with 1 microsecond access time and on-board decoding. **\$199.95**
JOLT I/O Card (Peripheral Interface Adapter) — 2 PIA LSI chips, 32 I/O lines, four interrupt lines, on-board decoding and standard TTL drive. Fully programmable. **\$95.50**
JOLT Power Supply — Operates at +5, -12 and +10 voltages. Supports JOLT CPU, 4K bytes of RAM and JOLT I/O card or CPU and 8 I/O cards. **\$99.95**
JOLT +5V Booster Option — Fits onto JOLT Power Supply card. Supports CPU, 8K bytes RAM and 8 I/O CPU and cards. **\$24.95**

JOLT Universal Card — Same size (1 1/2" x 7 1/4") same form factor as other JOLT cards. Completely blank, dnted to access 14, 16, 24 or 40 pin sockets. **\$24.95**
JOLT Accessory Bag — Contains enough hardware to connect one JOLT card to another, flat cable connectors (card spacers hardware, etc.) **\$38.95**
JOLT Resident Assembler — Fully symbolic, single pass resident assembler, all mnemonics compatible with timesharing assemblers. Delivered on four 1702A PROMs, ready for plugging into JOLT PROM card. **\$149.95**
JOLT 1702A PROM Card — Sockets for 2,048 bytes of PROM memory. Place anywhere in memory with jumper selectable addresses. **\$99.95**

NOW: YOUR OWN VIDEO GAME FOR THE ENTIRE FAMILY



This game comes pre-tested with two PROFESSIONAL Kraft joysticks. Joysticks allow 2 dimensional player control (rather than only one dimension, such as up and down.) If you require more than two players, order extra joysticks. All that's required is a 5V/2A power supply, a harness, and speaker. Comes with schematics, wiring information, and all necessary documentation. Game gives 1V composite video output, perfect for any TV monitor. Game designed so one, two, three, or four players can play at the same time. You can even play against the HOUSE. Score for each person is shown on TV-set. These boards are production over runs of a well known video game manufacturer, and are not rejects, or in any way inferior to one presently being sold in games for over \$1,000.00.
KIT A — \$179.95 PROFESSIONAL game P.C. board, and 2 PROFESSIONAL joysticks. P.C. board size is 10 1/2" x 17". This is the same PROFESSIONAL game as seen in commercial establishments. Don't confuse it with the simple games sold in stores, or with analog kits.
ACCESSORY B — \$3.95 Six feet of ribbon cable, three SPST switches (coin simulator, house player, and start switch), for those of you who don't have extra wire or switches to build the harness.
ACCESSORY C — \$39.95 Two additional PROFESSIONAL Kraft joysticks, for third and fourth player.

DIGITAL CLOCK KIT — 3 1/2" INCH DIGITS

This clock features big 3 1/2" high digits for viewing in offices, auditoriums, etc. Each digit is formed by 31 bright 0.2 LED's. The clock operates from 117 VAC, has extra 12 or 24 hr. operation. The 6 digit version is 27" x 3 1/2" x 1 1/2". The 4 digit is 18" x 3 1/2" x 1 1/2". Kits come complete with all components, case and transformer.
Specify 12 Or 24 Hr. When Ordering

4 DIGIT KIT	\$49.95	4 DIGIT ASSEMBLED	\$59.95
6 DIGIT KIT	\$69.95	6 DIGIT ASSEMBLED	\$79.95

Satisfaction Guaranteed. \$5.00 Min. Order. U.S. Funds. California Residents — Add 6% Sales Tax — Data Sheets 25c each. Send a 15c Stamp (postage) for a FREE 1976 Catalog.

JAMES
 P.O. BOX 822, BELMONT, CA. 94002
 PHONE ORDERS — (415) 592-8097

AUTOTEL™

WARNING LIGHTS ARE NOT ENOUGH




AN AUDIBLE ALARM INDICATING POTENTIAL ENGINE DAMAGE

AUTOTEL is an efficient (15 ma current standby) device by which every owner of an automobile, truck or vehicle equipped with indicator lights for temperature and/or pressure can be assured of a reliable warning before an impending failure. AUTOTEL, by means of an audible signal (70 db pulsing) immediately forewarns the vehicle operator of a malfunction or failure, allowing time to correct and prevent major engine failures. It is programmed so there is no sound during normal operating conditions. AUTOTEL features CMOS circuitry, packaged in a 2 1/2" sq. x 1 1/2" case. The kit comes complete with all components, hardware and case to hook directly into your car's warning light system.

\$9.95 Per Kit \$14.95 Assembled

IMC 3 1/2" DIGIT DVM KIT



This D-2VDC, 0.5 per cent digital voltmeter features the Motorola 3 1/2 digit DVM chip set. It has a 4" LED display and operates from a single +5V power supply. The unit is provided complete with an injection molded black plastic case complete with Bezel. An optional power supply is available which fits into the same case as the D-2V DVM allowing 117 VAC operation.

A. 0-2V DVM with Case \$49.95
B. 5V Power Supply \$14.95

JE700 CLOCK

The JE700 is a low cost digital clock but is a very high quality unit. The unit features a simulated walnut case with dimensions of 6" x 2 1/2" x 1". It utilizes a MANTZ high brightness readout and the MM5314 clock chip.

115 VAC — \$17.95 Per Kit

JE803 PROBE

The Logic Probe is a unit which is for the most part indispensable in trouble shooting logic families. TTL, DTL, RTL, CMOS. It derives the power it needs to operate directly off of the circuit under test. Drawing a scant 10 ma max. It uses a MANTZ readout to indicate any of the following states by these symbols: H (1) (LOW) (PULSE) P. The Probe can detect high frequency pulses to 45 MHz. It can be used at MOS levels or circuit damage with result.

\$9.95 Per Kit printed circuit board

ELECTRONIC CRAPS

Electronic craps is an entirely electronic game featuring a dice "roll down" 14 LED's form two dice that roll when activated by a push button. Dimensions are 6 1/2" x 3 1/2" x 1 1/2".

\$19.95 Per Kit \$24.95 Assembled

ELECTRONIC ROULETTE

This kit comes complete with all components, including the case and line cord. Electronic Roulette, is entirely electronic, and features 32 LED's that form a wheel, that is activated by a push button switch. Dimensions are 6 1/2" x 6 1/2" x 1 1/2".

\$29.95 Per Kit \$34.95 Assembled

Continental Specialties

PROTO BOARD 100
 A low cost, big IC capacity breadboard kit with all the quality of DT sockets and the best of the Proto Board series. Complete down to the last nut, bolt and screw. Includes 2 DT-35S Sockets, 1 DT-35B Bus Strip, 2 5-way binding posts, 4 rubber feet, screws, nuts, bolts, and easy assembly instructions.

\$19.95

MAY SPECIALS

POCKET CALCULATOR
5 function plus constant - addressable memory with individual test - 8 digit display plus overflow - battery, case - all standard or rechargeable batteries - all necessary parts in ready to assemble form - instructions included.
Calc. Kit, Kit only
Batteries (alkaline, disp.)
Adapter 60Hz
Kit, Batteries & Adapter



\$10.95
2.00
3.95
15.95

ALARM CLOCK CHIP
MM5375AA 4-6 digit, 12 hour, 60Hz snooze alarm, brightness control capability, alarm tone output 24 pin DIP \$4.95

8038 FUNCTION GENERATOR
Voltage controlled oscillator - sine, square, triangular output. 16 pin DIP with data \$3.95

7001 CLOCK CHIP
4-6 digit, 12-24 hr. alarm, timer and date circuits - with data \$6.95

UNIVERSAL BREADBOARD
Silver plated copper circuit board 4 1/2" x 5 1/2" x 1 1/2" 2 rows of 27 holes for DIP IC's - space for transistors, resistors & capacitors. Versatile and simple for breadboarding IC circuits \$1.50 ea. 30 per \$1.00 ea.



UV ERASABLE PROM
1702A - 2048 bit static PROM 256x8 float programmable & erasable TTL/DTL reset. \$14.95

741 Comp Op Amp mDIP .26

CT5005 CALCULATOR CHIP
12 digit - 4 function with memory - chain operation \$1.39

8 DIGIT LED CLOCK KIT
INCLUDES:
MM314 clock circuit
6 1N170 LED displays (250" red 7 segment)
All necessary transistors, resistors & capacitors
1 double sided PCB board accommodates LEDs & clock circuitry
Schematic & instructions
Does not include 12V-300 ma transformer, switches & case \$14.95

RESISTOR KIT
CARBON FILM 1%
1/4 WATT
455 RESISTORS 44 VALUES
SUPPLIED IN A 15 DRAWER,
60 COMPARTMENT STORAGE
CABINET - TABLE OR WALL
MOUNT - READY TO USE



RESISTOR ASSORTMENT R (OHMS)

\$24.95 ea.
\$1.00 SHIPPING & HANDLING
SHIPPED VIA UPS OR PARCEL POST

1/4 WATT - 01255
1/2 WATT - 01505

R	QTY	R	QTY	R	QTY	R	QTY	R	QTY	R	QTY
1.5	5	68	5	1.0K	20	10K	20	100K	20	1.5M	5
3.3	5	100	10	1.5K	10	15K	10	150K	10	2.2M	5
6.8	5	150	10	2.2K	20	22K	10	220K	10	3.3M	5
10	10	220	10	2.7K	10	27K	10	270K	5	4.7M	5
15	5	270	5	3.3K	10	33K	20	330K	10		
22	5	330	10	3.9K	10	39K	10	470K	10		
33	5	470	20	4.7K	20	47K	10	680K	10		
47	10	680	10	6.8K	10	68K	10	1.0M	20		

NEW ITEMS

TTL	LOW POWER	SCOTTKY
74132	\$.89	
74HT01	.58	74LS00 .36
74HT02	.58	74LS02 .36
74HT03	.63	74LS04 .36
74HT06	.63	74LS08 .38
74HT08	.63	74LS10 .36
		74LS20 .36
		74LS32 .38
		74LS40 .45
		74LS42 .40
		74LS43 .38
		74LS44 .59
		74LS08 .38
		74LS93 .130
		74LS10 .38
		74LS95 .209
		74LS107 .38
		74LS22 .38
		74LS164 .230
		74LS193 .250
		74LS197 .230

METAL FILM RESISTORS
1% 1/4 WATT

QTY	PRICE EACH	PRICE MINIMUM 10	PRICE PER VALUE
0 - 10	\$.20		
10 - 100	.20	\$.15	
100 - 1000		-.10	\$.09
1000 -		-.10	.08

RESISTANCE (OHMS)

22.6	71.5	182	887	11.8K	40.2K
23.7	78.7	187	1.15K	13.0K	45.3K
25.5	84.5	191	1.5K	15.0K	48.7K
30.9	105	205	2.49K	18.2K	54.9K
34.8	110	232	3.57K	19.1K	60.4K
40.2	115	243	4.75K	19.6K	64.9K
45.3	137	499	5.49K	22.6K	69.8K
51.1	147	604	6.04K	24.9K	84.5K
61.9	158	715	7.15K	28.0K	
64.9	178	806	8.25K	37.4K	

TANALUM CAPACITORS

SOLID-DIPPED -20%

.1 mld	35V	25 ea.	6.8 mld	6V	.30 ea.
.33 mld	35V	25 ea.	6.8 mld	50V	.40 ea.
1 mld	35V	25 ea.	10 mld	25V	.40 ea.
2.2 mld	20V	25 ea.	15 mld	10V	.40 ea.
2.2 mld	35V	30 ea.	33 mld	10V	.40 ea.
4.7 mld	16V	30 ea.	47 mld	6V	.40 ea.

MISC. DEVICES

546	AM radio receiver subst. DIP	\$.75
733	Def. video AMPL TO-5	.89
2513	64 x 8 x 5 character Generator	\$11.00
MC1456	Int. compensated Op Amp mDIP	1.59
7525	Dual core mem. sense AMPL DIP	.98
CA3046	Transistor array 14 pin DIP	.89

TTL	LOW POWER	SCOTTKY
7400	\$.14	7402 .71
7401	.16	7493 .60
7402	.15	7495 .79
7403	.16	7496 .79
7404	.19	74100 1.30
7405	.19	74105 .44
7406	.35	74107 .40
7407	.35	74121 .42
7408	.18	74122 .45
7409	.19	74123 .85
7410	.16	74125 .54
7411	.25	74126 .63
7413	.55	74141 1.04
7416	.35	74145 1.04
7417	.35	74150 .97
7420	.16	74151 .74
7422	.26	74153 .99
7423	.29	74154 1.25
7425	.27	74155 1.07
7426	.26	74156 1.07
7427	.29	74157 .99
7430	.20	74158 1.79
7432	.23	74160 1.39
7437	.35	74161 1.25
7438	.35	74162 1.49
7440	.17	74163 1.39
7441	.98	74164 1.59
7442	.77	74165 1.59
7443	.87	74166 1.49
7444	.87	74170 2.30
7445	.89	74173 1.49
7446	.93	74174 1.62
7447	.89	74175 1.39
7448	1.04	74176 .89
7450	.17	74177 .84
7451	.17	74180 .90
7453	.17	74181 2.98
7454	.17	74182 .79
7460	.17	74184 2.29
7464	.35	74185 2.29
7465	.35	74187 5.95
7470	.30	74190 1.35
7472	.30	74191 1.35
7473	.35	74192 1.25
7474	.35	74193 1.25
7475	.59	74194 1.25
7476	.37	74195 .89
7483	.79	74196 1.25
7485	1.10	74197 .89
7486	.40	74198 1.79
7489	2.48	74199 1.79
7490	.59	74200 3.90

5% OFF ON ORDERS OVER \$50.00
10% OFF ON ORDERS OVER \$100.00
15% OFF ON ORDERS OVER \$250.00

LINEAR CIRCUITS

300	Pos V Reg (super 723)	TO-5	\$.71
301	Hi perit op amp	mDIP	.29
307	OP AMP (super 741)	mDIP	.26
308	Micro Pow Op Amp	mDIP	.89
309K	5V 1A regulator	TO-3	1.35
310	Follower Op Amp	mDIP	1.07
311	Hi-perit V Comp	mDIP	.95
319	Hi-Speed Dual Comp	OIP	1.13
320T	Neg Reg 5, 12, 15, TO-3		\$1.39
320K	Neg Reg 5, 12, 15 TO-3		1.39
323	Quad Op Amp	DIP	1.52
339	Quad Comparator	DIP	1.58
340K	Pos. V. reg. (5V, 6V, 8V, 12V, 15V, 18V, 24V)	TO-3	1.69
340I	Pos. V. reg. (5V, 6V, 8V, 12V, 15V, 18V, 24V)	TO-220	1.49
370	AGC/Squelch AMPL	DIP	.71
372	AT-IF Strip detector	DIP	2.93
376	Pos. V. Reg	mDIP	2.42
380	2w Audio Amp	DIP	1.13
380-B	Low Audio Amp	mDIP	1.52
381	.5w Stereo Dual preamp	DIP	1.52
550	Free V Reg	DIP	.89
555	Timer	mDIP	.89
556A	Dual 555 Timer	DIP	1.49
560	Phase Locked Loop	DIP	3.95
562	Phase Locked Loop	DIP	3.95
565	Phase Locked Loop	DIP	2.38
566	Function Gen	mDIP	2.25
567	Tone Decoder	mDIP	2.66
709	Operational AMPL	DIP	.26
710	Hi-Speed Volt Comp	DIP	.35
713	V Reg	DIP	.62
739	Dual Hi Perit Op Amp	DIP	1.07
741	Comp Op Amp	mDIP	1.32
747	Dual 741 Op Amp	DIP	.71
748	Freq Adj 741	mDIP	.35
1104	FM Multi-Stereo Demod	DIP	1.07
1107	FM Multi-Stereo Demod	DIP	.74
1458	Dual Comp Op Amp	mDIP	.62
1800	Stereo multiplexer	DIP	2.48
1900	Quad Amplifier	DIP	.35
8038	V contr. osc	DIP	4.95
8864	9 DIG Led Cath Drive	DIP	2.25
75150	Dual Line Driver	DIP	1.95
75451	Dual Peripheral Driver	mDIP	.35
75452	Dual Peripheral Driver	mDIP	.35
75453	(151) Dual Periph. Driver	mDIP	.35
75491	Quad Seq Driver for LED	DIP	.71
75492	Hx Digit Driver	DIP	.80

MEMORIES

1101	256 bit RAM MOS	\$ 1.50
1103	1024 bit RAM MOS	3.95
2102	1024 bit static RAM	5.55
5203	2048 bit UV eras PROM	17.95
5260	1024 bit RAM	2.49
5261	1024 bit RAM	2.69
5262	1024 bit RAM	5.95
7489	64 bit ROM TTL	2.48
82523	Programmable ROM	3.69
74200	256 bit RAM tri-state	5.90

CALCULATOR & CLOCK CHIPS

5001	12 DIG 4 funct 11 hrs dec	\$3.45
5002	Same as 5001 ext btry pwr	3.95
5005	12 DIG 4 funct w/mem	4.95
MM5725	8 DIG 4 funct chain & dec	1.98
MM5736	18 pin 6 DIG 4 funct	4.45
MM5738	8 DIG 5 funct k & mem	5.95
MM5739	9 DIG 4 funct (btry sup)	3.35
MM5811	28 pin BCD 6 dig mux	4.45
MM5812	28 pin 1 pps BCD 6 dig mux	3.95
MM5813	28 pin 1 pps BCD 6 dig mux	4.45
MM5814	24 pin 6 dig mux	4.45
MM5816	4 pin alarm 4 dig	5.39

LED'S

MV108	Red TO 18	\$.22
MV50	Amal leads	.18
MV50-20	lumbo Vis. Red (Red Dome)	.22
	lumbo Vis. Red (Clear Dome)	.22
ME4	Infra red diode	.54
MAN1	Red 7 seq. 270"	2.19
MAN2	Red alpha num. 32"	4.39
MAN3	Red 7 seq. 190"	1.95
MAN5	Green 7 seq. 270"	3.45
MAN6	6" high solid seq.	4.25
MAN7	Red 7 seq. 270"	1.19
MAN8	Yellow 7 seq. 270"	3.45
MAN64	4" high solid seq.	2.95
MAN66	6" high spaced seq.	3.75
MC12	Opto-isolator	.61

CMOS

4000A	\$.26	4017A	.16	4049A	.59
4001A	.25	4020A	1.49	4068A	.44
4002A	.135	4021A	1.39	4069A	.44
4006A	.135	4022A	1.10	4071A	.26
4007A	.26	4023A	.25	4072A	.35
4008A	1.29	4024A	.89	4073A	.39
4009A	.57	4025A	.25	4075A	.39
4010A	.54	4027A	.59	4078A	.39
4011A	.29	4028A	.98	4081A	.26
4012A	.25	4030A	.44	4082A	.35
4013A	.45	4035A	1.27	4128A	1.60
4014A	1.49	4042A	1.47	4181A	2.10

INVENTIONS WANTED

INVENTORS: Manufacturers Need New Products. Free "Recommended Procedure," by a creative fee-based invention service company. Washington Inventors Service, 422-T Washington Building, Washington, D. C. 20005.

#

ZENER DIODES		500 mW - 5%	
V	1.9 10up	V	1.9 10up
IN5223B	2.7 45 40	IN5246B	16 45 40
IN5224B	3 45 40	IN5247B	17 45 40
IN5225B	3.3 45 40	IN5248B	18 45 40
IN5226B	3.6 45 40	IN5249B	19 45 40
IN5227B	3.9 45 40	IN5250B	20 45 40
IN5228B	4.2 45 40	IN5251B	21 45 40
IN5229B	4.5 45 40	IN5252B	22 45 40
IN5230B	4.7 45 40	IN5253B	25 45 40
IN5231B	5.1 45 40	IN5254B	27 45 40
IN5232B	5.6 45 40	IN5255B	28 45 40
IN5233B	6.0 45 40	IN5256B	30 45 40
IN5234B	6.2 45 40	IN5257B	33 45 40
IN5235B	6.5 45 40	IN5258B	36 45 40
IN5236B	6.8 45 40	IN5259B	39 45 40
IN5237B	7.2 45 40	IN5260B	43 45 40
IN5238B	7.5 45 40	IN5261B	47 45 40
IN5239B	8.1 45 40	IN5262B	51 45 40
IN5240B	10 45 40	IN5263B	55 55 50
IN5241B	11 45 40	IN5264B	60 55 50
IN5242B	12 45 40	IN5265B	62 55 50
IN5243B	13 45 40	IN5266B	68 55 50
IN5244B	14 45 40	IN5267B	75 55 50
IN5245B	15 45 40		

7400N TTL			
1.9 10up	1.9 10up	1.9 10up	
7400N	14 .13	7472N	40 .30
7401N	18 .16	7473N	42 .38
7402N	18 .16	7474N	44 .40
7403N	18 .16	7475N	44 .40
7404N	21 .19	7476N	44 .40
7405N	20 .18	7477N	44 .40
7406N	36 .28	7481N	1.30 1.25
7407N	36 .28	7482N	98 .96
7408N	24 .21	7483N	82 .76
7409N	28 .24	7484N	80 .72
7410N	22 .19	7485N	1.00 1.00
7411N	26 .20	7486N	1.20 1.08
7412N	34 .32	7487N	1.20 1.10
7413N	45 .42	7488N	2.20 2.10
7414N	98 .95	7489N	55 .51
7415N	35 .32	7490N	62 .55 50
7416N	35 .32	7491N	84 .76 72
7417N	35 .32	7492N	66 .50
7418N	30 .27	7493N	62 .56
7419N	15 .14	7494N	88 .80
7420N	30 .27	7495N	80 .72
7421N	50 .45	7496N	75 .68
7422N	37 .36	7497N	5.00 4.60
7423N	30 .23	74100N	1.10 1.00
7424N	28 .26	74101N	1.00 1.00
7425N	28 .26	74102N	1.00 1.00
7426N	28 .26	74103N	1.00 1.00
7427N	28 .26	74104N	1.00 1.00
7428N	40 .33	74105N	1.00 1.00
7429N	26 .20	74106N	1.00 1.00
7430N	32 .30	74107N	1.00 1.00
7431N	44 .40	74108N	1.00 1.00
7432N	29 .27	74109N	1.00 1.00
7433N	44 .40	74110N	1.00 1.00
7434N	29 .27	74111N	1.00 1.00
7435N	29 .27	74112N	2.20 2.00
7436N	44 .40	74113N	4.00 3.60
7437N	17 .16	74114N	60 .54
7438N	85 .83	74115N	48 .43
7439N	40 .33	74116N	68 .62
7440N	72 .65	74117N	50 .45
7441N	72 .65	74118N	50 .45
7442N	90 .81	74119N	80 .72
7443N	90 .81	74120N	80 .72
7444N	90 .81	74121N	1.70 1.50
7445N	14 .13	74122N	1.00 1.00
7446N	14 .13	74123N	1.00 1.00
7447N	14 .13	74124N	1.00 1.00
7448N	14 .13	74125N	1.00 1.00
7449N	14 .13	74126N	1.00 1.00
7450N	14 .13	74127N	1.00 1.00
7451N	14 .13	74128N	1.00 1.00
7452N	14 .13	74129N	1.00 1.00
7453N	14 .13	74130N	1.00 1.00
7454N	14 .13	74131N	1.00 1.00
7455N	14 .13	74132N	1.00 1.00
7456N	14 .13	74133N	1.00 1.00
7457N	14 .13	74134N	1.00 1.00
7458N	14 .13	74135N	1.00 1.00
7459N	14 .13	74136N	1.00 1.00
7460N	14 .13	74137N	1.00 1.00

LOW POWER TTL			
1.9 10up	1.9 10up	1.9 10up	
74LS00N	36 .35	74LS55N	39 .38
74LS01N	34 .32	74LS74N	58 .55
74LS02N	36 .35	74LS74N	58 .55
74LS03N	45 .43	74LS76N	65 .64
74LS04N	44 .40	74LS78N	92 .90
74LS05N	45 .44	74LS98N	2.08 2.00
74LS06N	38 .37	74LS107N	59 .55
74LS08N	44 .40	74LS109N	92 .86
74LS10N	36 .35	74LS112N	58 .55
74LS11N	46 .42	74LS113N	92 .86
74LS12N	58 .54	74LS114N	92 .86
74LS13N	58 .54	74LS115N	92 .86
74LS14N	58 .54	74LS116N	92 .86
74LS15N	58 .54	74LS117N	92 .86
74LS16N	58 .54	74LS118N	92 .86
74LS17N	58 .54	74LS119N	92 .86
74LS18N	58 .54	74LS120N	92 .86
74LS19N	58 .54	74LS121N	92 .86
74LS20N	58 .54	74LS122N	92 .86
74LS21N	58 .54	74LS123N	92 .86
74LS22N	58 .54	74LS124N	92 .86
74LS23N	58 .54	74LS125N	92 .86
74LS24N	58 .54	74LS126N	92 .86
74LS25N	58 .54	74LS127N	92 .86
74LS26N	58 .54	74LS128N	92 .86
74LS27N	58 .54	74LS129N	92 .86
74LS28N	58 .54	74LS130N	92 .86
74LS29N	58 .54	74LS131N	92 .86
74LS30N	58 .54	74LS132N	92 .86
74LS31N	58 .54	74LS133N	92 .86
74LS32N	58 .54	74LS134N	92 .86
74LS33N	58 .54	74LS135N	92 .86
74LS34N	58 .54	74LS136N	92 .86
74LS35N	58 .54	74LS137N	92 .86
74LS36N	58 .54	74LS138N	92 .86
74LS37N	58 .54	74LS139N	92 .86
74LS38N	58 .54	74LS140N	92 .86
74LS39N	58 .54	74LS141N	92 .86
74LS40N	58 .54	74LS142N	92 .86

74LS00			
1.9 10up	1.9 10up	1.9 10up	
74LS00N	36 .35	74LS161N	3.00 2.70
74LS01N	34 .32	74LS162N	3.00 2.70
74LS02N	36 .35	74LS163N	3.00 2.70
74LS03N	45 .43	74LS170N	5.80 5.30
74LS04N	44 .40	74LS174N	2.20 2.00
74LS05N	45 .44	74LS175N	2.40 2.20
74LS06N	38 .37	74LS184N	2.25 2.00
74LS08N	44 .40	74LS190N	2.85 2.70
74LS10N	36 .35	74LS191N	2.85 2.70
74LS11N	46 .42	74LS192N	2.50 2.40
74LS12N	58 .54	74LS193N	2.50 2.40
74LS13N	58 .54	74LS194N	2.50 2.40
74LS14N	58 .54	74LS195N	2.50 2.40
74LS15N	58 .54	74LS196A	2.76 2.50
74LS16N	58 .54	74LS197A	2.20 2.10
74LS17N	58 .54	74LS251AJ	2.88 1.90
74LS18N	58 .54	74LS252AJ	2.88 1.90
74LS19N	58 .54	74LS257AJ	1.89 1.80
74LS20N	58 .54	74LS258AJ	2.06 1.90
74LS21N	58 .54	74LS260AJ	4.40 4.40
74LS22N	58 .54		
74LS23N	58 .54		
74LS24N	58 .54		
74LS25N	58 .54		
74LS26N	58 .54		
74LS27N	58 .54		
74LS28N	58 .54		
74LS29N	58 .54		
74LS30N	58 .54		

9300 SERIES			
1.9 10up	1.9 10up	1.9 10up	
9300PC	\$1.00	9318PC	3.50
9301PC	1.20	9319PC	3.50
9302PC	1.50	9320PC	3.50
9303PC	1.50	9321PC	3.50
9304PC	1.50	9322PC	3.50
9305PC	1.50	9323PC	3.50
9306PC	1.50	9324PC	3.50
9307PC	1.50	9325PC	3.50
9308PC	1.50	9326PC	3.50
9309PC	1.50	9327PC	3.50
9310PC	1.50	9328PC	3.50
9311PC	1.50	9329PC	3.50
9312PC	1.50	9330PC	3.50
9313PC	1.50	9331PC	3.50
9314PC	1.50	9332PC	3.50
9315PC	1.50	9333PC	3.50
9316PC	1.50	9334PC	3.50
9317PC	1.50	9335PC	3.50
9318PC	1.50	9336PC	3.50
9319PC	1.50	9337PC	3.50
9320PC	1.50	9338PC	3.50
9321PC	1.50	9339PC	3.50
9322PC	1.50	9340PC	3.50
9323PC	1.50	9341PC	3.50
9324PC	1.50	9342PC	3.50
9325PC	1.50	9343PC	3.50
9326PC	1.50	9344PC	3.50
9327PC	1.50	9345PC	3.50
9328PC	1.50	9346PC	3.50
9329PC	1.50	9347PC	3.50
9330PC	1.50	9348PC	3.50
9331PC	1.50	9349PC	3.50
9332PC	1.50	9350PC	3.50

WAVEFORM GENERATOR KIT
EXAR XR205K \$25.00

Here's a highly versatile lab instrument at a fraction of the cost of conventional unit. Kit includes 2 XR205 IC's, data & applications, PC board (etched and drilled, ready for assembly) and detailed instructions.

LINEAR IC's		M-MINI-DIP		D-CER-DIP		K-TQ-3	
H-T-O-5	N-DIP	M-MINI-DIP	D-CER-DIP	K-TQ-3	H-T-O-5	N-DIP	M-MINI-DIP
LM105H	3.50	LM311H	1.20	LM710CH	.90		
LM108H	4.90	LM311D	.90	LM710CN	.90		
LM114A	3.00	LM311E	1.75	LM711CH	.90		
LM300H	8.5	LM312N	1.75	LM711CN	.90		
LM300L	1.20	LM318H	2.50	LM715CH	3.50		
LM301AH	.50	LM318M	2.40	LM715CD	4.60		
LM301AM	.80	LM324N	1.90	LM723CH	.60		
LM301A	1.10	LM331N	1.25	LM723CN	.65		
LM302N	1.30	LM336C	2.40	LM725CH	1.50		
LM302H	1.40	LM339N	2.20	LM725CD	5.00		
LM304H	1.20	LM330-5K	2.90	LM733CH	4.00		
LM305H	1.20	LM330-5T	2.50	LM733CN	3.50		
LM305AH	1.05	LM320-12T	2.50	LM733CN	1.30		
LM305N	1.00	LM340-5K	2.60	LM741CH	.40		
LM306N	.95	LM340-6K	2.60	LM741CN	1.25		
LM307H	.85	LM340-8K	2.60	LM747CH	.90		
LM307M	1.50	LM340-12K	2.60	LM747CN	.90		
LM308H	.80	LM340-15K	2.60	LM748CM	.55		
LM308AH	5.00	LM340-18K	2.60	LM777CH	2.15		
LM308D	2.25	LM340-24K	2.60	LM777CN	2.10		
LM308M	1.00	LM555CM	.70	LM306CN	.95		
LM309H	1.75	LM304PC	1.30	LM3054CN	1.50		
LM309M	1.50	LM567CM	1.70	SG4501T	2.40		
LM310H	1.50	LM709CH	.75	SG4501N	2.40		
LM310M	1.80	LM709CN	.75	LM5000K	7.50		

C-MOS			
P/N	1.9 10up	P/N	1.9 10up
40001AE	24 23	4027AE	.55 .53
4001AE	24 22	4028AE	.98 .98
4002AE	24 22	4029AE	1.25 1.22
4004AE	4.00 3.99	4030AE	.44 .40
4006AE	1.30 1.20	4033AE	2.00 1.94
4007AE	24 23	4035AE	1.25 1.14
4008AE	1.15 1.07	4041AE	1.49 1.48
4009AE	59 51	4041AE	1.82 1.75
4010AE	50 49	4042AE	.78 .75
4011AE	24 23	4043AE	.85 .80
4012AE	24 22	4044AE	.80 .75
4013AE	45 40	4047AE	2.75 2.70
4014AE	1.45 1.34	4048AE	1.43 1.42
4015AE	1.24 1.23	4049AE	.68 .53
4016AE	50 49	4050AE	.58 .53
4017AE	1.15 1.07	4051AE	1.49 1.48
4018AE</			

MUSICAL INSTRUMENTS

UP TO 60% DISCOUNT! Name brand instruments catalog
Freeport Music, 114 N. Mahan St., W. Babylon, N.Y. 11704

WHOLESALE! Professional Guitars, PA Systems, Altec
Speakers, 240W RMS Amplifiers. Free Catalog, Carvin,
Escondido, Calif. 92028

30% to 50% DISCOUNT! Any Model! Guitar, Amp, Drums
Free Catalog! Warehouse PE-5, Box 11449, Ft. Worth, TX
76109.

GOVERNMENT SURPLUS

JEEPS TRUCKS. Typically From \$52.40 Automobiles,
Boats, Motorcycles, Airplanes, Oscilloscopes, Tools,
Clothing, Sports, Camping, Photographic, Electronics
Equipment 200,000 Bid Bargains Nationwide Direct
From Government Low as 2 cents on Dollar! Surplus
Catalog and Sales Directory \$1.00 (refundable first order).
National Surplus Center, 240 Eastcass-PEL, Joliet, IL
60432

MANUALS for Govt Surplus radios, test sets, scopes. List
50 cents (coin). Books, 7218 Roanne Drive, Washington,
D.C. 20021.

GOVERNMENT SURPLUS Buy in your area How, Where
Send \$2.00 Surplus, 30177-PE Headquarters Building,
Washington, D.C. 20014

ANTENNA INSULATORS, five sets, \$10.00 government
cost, \$1.00, free surplus listing, Russell, 9410 Waihampton,
Louisville, Kentucky 40222.

SURPLUS ELECTRONIC EQUIPMENT government and
manufacturers Grab Box Assortment diverse useful new
and used parts, assemblies, etc. Carton packed 50 lbs
\$6.00; 100 lbs \$10.00 F O B Lima. Send for BIG Free Cata-
log! Fair Radio, Box 1105-E Lima, Ohio 45802

RECORDS

RECORD RATERS WANTED! Anyone qualifies. We ship
you nationally released LP's to rate. We pay postage and
handling. You pay nothing for LP's. All you pay is small
membership fee. Applicants accepted "first come basis."
Write: E.A.R.S., Inc., Dept PE 6162 Washington Circle, Mil-
waukee, Wisconsin 53213

PRO SPORTS ACTION FILMS

MAJOR LEAGUE BASEBALL SPECIALS: 1970 World
Series (Reds / Orioles), Super 8, 200', B&W, \$5.95 ea. PPD.
Roberto Clemente. A Touch of Royalty. Stan 8, B&W, 200',
\$5.95 ea PPD. Stan 8 color, \$16.95 ea PPD (you save \$3.00
on each print). Cool off with Stanley Cup Hockey: 1974
Playoffs (Flyers / Bruins). Stan 8, 200' reels, B&W, \$5.95
ea PPD. Stan 8 color, \$16.95 ea PPD 1971 Playoffs
(Canadiens / Rangers). Super 8 B&W, \$5.95 ea PPD
WHILE THEY LAST. Olympic Games Special: Olga Korbut
Gymnastics, Color, Super or Stan 8, \$17.45 ea PPD (save
\$2.50); B&W, \$7.95 ea PPD (save \$1 + postage). New
Castle catalog, 45 cents. Columbia & SportLite catalogs, 35
cents ea (coins, stamps, no checks pls). SPORTLITE
Elect-5, Box 24-500, Speedway, Indiana 46224.

WANTED

GOLD, Silver, Platinum, Mercury wanted. Highest prices
paid by refinery Ores assayed. Free circular. Mercury
Terminat, Norwood, MA 02062

TREASURE FINDERS

FREE FACT-FILLED CATALOG! World's largest selection!
Metal detectors starting at \$79.50 Two year guarantee!
Three factories. U.S. Canada. 1,200 dealers - Service
Centers nationwide. Finest instruments at any price!
Budget Terms. Dealer inquiries invited. Write: White's
Electronics, Inc. Dept. PD6S, 1011 Pleasant Valley Road,
Sweet Home, Oregon 97386.

TREASURE FINDER locates buried gold, silver, coins,
treasures. 6 powerful models. Instant financing available.
Write or call for free catalog. Phone (713) 682-2728 day or
night. Dealer inquiries invited. Relco, Dept. AA20, Box
10839, Houston, Texas 77018

REAL ESTATE

BIG NEW SUMMER CATALOG Free! Over 2,600
top values coast to coast! UNITED FARM AGENCY, 612-EP
West 47th, Kansas City, MO 64112.

FOR THE MUSIC BUFF
SGS-ATES MONOLITHIC RHYTHM GENERATORS

Designed specifically for electronic organs and other musical instrument designs. Constructed on a single chip, supplied in 24-pin DIP package.

- Low power dissipation: < 120 mW • Drives 8 sound generators (instruments) • Mask programmable reset counts: 24 or 32 • Down beat output • External reset • Open drain outputs • Standard music content available • Detailed 25-pg. applications book, only \$5.95

M252B1AA
15 programmable rhythms (not available in combination) . . . \$15.00 16-PIN

M253B1AA
12 programmable rhythms (also available in combination) . . . \$19.50 24-PIN

ABSOLUTE MAXIMUM RATINGS

V _{GS} *	Source supply V	-20 to 0.3	V
V _I	Input voltage	-20 to 0.3	V
I _O	Output cur't. any pin	3	mA
T _{stg}	Storage temp.	-65 to 150	°C
Top	Operating temp.	0 to 70	°C

*With respect to V_{SS} pin voltage

16-PIN Socket...\$28 24-PIN Socket...\$60
16-page data sheet for both devices only \$5.00.

IF IT ISN'T INDUSTRIAL QUALITY OR BETTER, WE WON'T SELL IT TO YOU.

SEND CHECK OR MONEY ORDER TO:

ANCRONA CORP.

P.O. BOX 2208P
CULVER CITY, CA 90230 •(213) 641-4064

CIRCLE NO. 8 ON FREE INFORMATION CARD
POPULAR ELECTRONICS

EDLIE'S BARGAIN BONANZA

ONLY HIGHEST QUALITY PRODUCTS

SURPLUS TUBES
All guaranteed for 1 full year.
ANY 3 FOR \$1.25

Acquired from U.S. Defense depots or removed from equipment (new and used). These are laboratory tested and guaranteed for one full year. Most are of such standard makes as RCA, GE, etc.

3A3	6AQ7	6CM7	6X4
3AF4	6AT6	6DE4	10EW7
3BN6	6AU6	6DR7	12AE7
3DG4	6AV6	6DW4	12AL5
3KT6	6AX4	6EB8	12AU7
3Q4	6AX5	6EM7	12AV6
4BC5	6AY3	6GF7	12BE6
4BN6	6BA6	6GH8	12BH7
4BU8	6BG6	6K6	18FW6
4BZ7	6BJ8	6K11	25L6
5V6	6BQ6	6L86	35EH5
6AF4	6BZ6	6SN7	36AM3
6AG5	6CB6	6T8	50A5
6AG7	6CG7	6W4	50L6
6AL5			

THIS MONTH'S SPECIALS!

TTL	7400	16c	7446	80c
	7401	18c	7447	80c
	7402	22c	7448	80c
	7403	23c	7473	49c
	7404	23c	7474	49c
	7405	23c	7475	85c
	7406	23c	7476	53c
	7410	23c	7490	79c
	7411	27c	7492	79c
	7413	40c	7493	69c
	7420	23c	7495	79c
	7430	23c	74121	57c
	7440	30c	74122	57c
	7442	\$1.12	74123	67c

LINEARS

LM309K	5v 1a. reg.	\$1.15
555	Timer	75c
556	Dual 555	\$1.00
566	Function gen.	\$1.75
567	Tone decoder	\$1.95
741	comp. op amp	39c
2102	1024 bit RAM	\$4.95
8038	volt cont osc	\$4.25

CLOCK CHIPS WITH DATA

MM5314	6 dig clock	\$4.95
CT7001	Alarm & Date	\$5.95

LED'S

BP223	10 Asst LEDs	\$1.00
BP242	5 Jumbo Green LEDs	\$1.00
BP242	5 Med Yellow LEDs	\$1.00
BP001	5 Jumbo Red LEDs	\$1.00
BP011	5 Med Red LEDs	\$1.00
BP012	5 Mini Red LEDs	\$1.00
BP293	DL707 (equiv.) 7 seg red LED, .3" char., comm anode	\$1.00
BP006	DL 704 (equiv.) same as DL707 except comm cath	\$1.35
BP007	DL747 7 seg red LED, .6" char., comm anode	\$1.95
BP013	MAN 5 (equiv.) 7 seg green LED, .27 char. comm. anode	\$1.49

IC BREADBOARDS & TERMINALS
Boards have .042 holes. Made of 1/16" polyester glass.

BB663	3" x 4"	94c
BB664	3" x 6"	\$1.29
BB665	4" x 6"	\$1.65
BB666	4" x 8"	\$2.12

Push-in terminals

BP6601-20	pkg	20/90c
BP6601-100	pkg	100/\$2.98

Push-in flanged pins

BB6602-20	pkg	20/90c
BB6602-100	pkg	100/\$2.98

Push-in flea clips

BB6603-20	pkg	20/90c
BB6603-100	pkg	100/\$2.98

(B008) 14 pin DIP sockets 3 for \$1

(BP1104) IC REMOVAL AND INSERTION TOOL \$4.95
"Pul-n-sertic" extracts and inserts ICS without damage.

(BP147) 4 lb. GRAB BAG SPECIAL \$1.00
Full of exotic and exciting electronics parts

(BP155) TUBE BONANZA! \$1.00
20 asst. popular tubes, untested.

(BP142) 50 PRECISION RESISTORS \$1.00
All 1%, 1/2w and 1w. low and high ohmages.

(BP150) 15 HI-FI KNOBS \$1.00
Every one superb! Purchased from Harmon, Karlon, Fisher, etc.

(BP102) CALCULATOR \$2.95
KEYBOARD Wild Rover C-1380. Can be used with CT5001. 4 function, clear, clear entry and constant. 7 cm x 9 cm.

(BP175) 70 1/2w CARBON RESISTORS \$1.00
Asst. values. Some 5%.

(BP154) 150 CUT LEAD RESISTORS \$1.00
Carbon, all leads long enough for soldering.

(BP149) 20 POLYSTYRENE TOP GRADE CAPACITORS \$1.00

(BP132) 20 DUAL POTS \$1.00

24V. C.T. FILAMENT TRANSFORMER 1/2A. WITH 150V. TAP.

(BP202) 99c ea 6 for \$4.99

MONEY BACK GUARANTEE
Terms: Minimum order \$4.00. Include postage. Either full payment with order or 20% deposit, balance C.O.D.

BONUS FREE CAPACITOR KIT With Every \$5 Purchase

WRITE FOR FREE 1976 VALUE PACKED CATALOG
Listing thousands of components, tubes, transistors, IC's, kits, test equipment.

REED RELAYS

BP203	SPST, 12V, 1000 ohms coil.	Price 79c
BP204	DPDT, 12V, 500 ohm coil.	Price 99c

REED RELAYS

(BP203) SPST, 12V, 1000 ohms coil. Price 79c

(BP204) DPDT, 12V, 500 ohm coil. Price 99c

EDLIE ELECTRONICS, INC. 2700-BP HEMPSTEAD TPKE., LEVITTOWN, N.Y. 11756

CMOS/LSI FROM STANDARD MICROSYSTEMS

COM2502/H COM2017/H
Universal Asynchronous Receiver/Transmitter
 Performs all receiving/transmitting functions of asynchronous data communications. Duplex mode, baud rate, data word length, parity, mode, and other frequencies are independently programmable. There may be 5, 6, 7, or 8 data bits, odd/even or no parity, and 1 or 2 stop bits or 1.5 stop bits when utilizing a 5-bit code from the COM2017/H. Operates in either the full or half duplex mode. Interfaces with all asynchronous peripherals. 250K baud. Price: COM2502, \$13.20; COM2502HP, \$8.00; COM2502H, \$14.20; COM2502HP, \$9.00; COM2017, \$13.20; COM2017HP, \$8.00; COM2017H, \$14.20; COM2017HP, \$9.00 (P = Plastic, H = High Speed)

COM2601
Universal Synchronous Receiver/Transmitter
 Performs all the receiving and transmitting functions associated with synchronous (STR), BSC, BISync and interleaved bisync data communications. TTL compatible, duplex mode, baud rate, data word length, parity mode, receiver sync character and transmitter sync character are independently programmable. Double buffered and generates the sync character received and sync character transmitted signals. Interfaces with all synchronous peripherals. Price: \$30.00.
 • High Speed Operation - 250K baud, 200ns strobes
 • Hermetic Dip Package

COM5016T

DUAL BAUD RATE GENERATOR Programmable Divider Generates 32 externally selectable frequencies, the full spectrum of 16 asynchronous/synchronous data communication frequencies externally selected by four address inputs. Internal re-programmable ROM allows the generation of other frequencies. Other crystal frequencies are selectable. The 4 address inputs on each divider section may be strobe (150ns) or DC loaded. Full duplex (independent receive and transmit frequencies) operation is possible. Divides any modulo up to (2¹⁵-1). The COM5016T is driven by TTL logic level inputs or TTL logic level inputs. COM5016T is driven by TTL logic level inputs only. Price: COM5016, \$12.00; COM5016T, \$11.70.

- 18 pin ceramic DIP package
- On chip crystal oscillator or external frequency input
- Choice of 2 x 16 output frequencies
- 16 asynchronous/synchronous baud rates
- Direct UART/USRT compatibility
- Full duplex communication capability
- Re-programmable ROM allows generation of other frequencies
- TTL, MOS compatibility

KR2376-XX

Keyboard Encoder Read Only Memory
 Contains all the logic necessary to encode single pole single throw keyboard switches into a usable 9-bit code.
 • Outputs directly compatible with TTL/DTL or MOS logic arrays.
 • External control provided for output Polarity selection.
 • External control provided for selection of odd or even parity.
 • Two key roll over operation.
 • One integrated circuit required for complete keyboard assembly.
 • Static charge protection on all input and output terminals.

10 Channel Multiplexer: NMX 5010

Ten (10) n-channel silicon-gate, low on-resistance, MOS enhancement-mode field-effect transistors fabricated on a single silicon chip. Source regions of the individual transistors are internally connected in such a way as to provide the user with maximum flexibility in switching applications. A separate substrate terminal is provided so as to enable one to choose the desired threshold voltage associated with the individual n-channel MOSFETs over a relatively wide range of values. The SMC NMX-5010 is assembled in a standard 24 lead ceramic dual-in-line package. Price: \$12.00.

CAL 1022

Twelve Digit Printing Calculator
 Contains all logic functions required to interface with a SEIKO 1022/104 or equivalent printer. Performs functions consistent with a general-purpose business machine, including the basic four functions, one memory and percentage. One line of output buffering allows the 1022 to calculate or accept key board entries simultaneously with a print operation. Price: \$60.00.
 Package: 40-Pin Ceramic DIP

2N125	1.40	2N1534	1.00	2N2526	4.40
2N173	2.15	2N1540	1.05	2N2527	5.40
2N293	60	2N1543	3.40	2N2538	2.40
2N321	50	2N1544	1.40	2N2600	7.00
2N324	55	2N1549	1.80	2N2605	4.9
2N336	1.00	2N1551	3.00	2N2605A	5.8
2N338A	82	2N1552	3.00	2N2606	3.60
2N388A	82	2N1554	1.90	2N2608	2.05
2N389	8.90	2N1557	1.70	2N2646	1.90
2N393	3.70	2N1563	4.0	2N2650	4.5
2N398B	1.00	2N1671B	2.30	2N2648	3.90
2N404	30	2N1693	13.90	2N2658	9.90
2N417	85	2N1711	40	2N2708	30
2N456	1.30	2N1715	70	2N2713	30
2N491	4.90	2N1721	4.80	2N2713	14
2N497	1.10	2N1893	36	2N2714	44
2N508A	40	2N1907	4.80	2N2715	10
2N511A	3.50	2N1924	1.25	2N2719	20
2N512B	2.90	2N1934	3.90	2N2754	94.00
2N514	6.90	2N1937	2.40	2N2802	9.70
2N522A	50	2N2060	2.05	2N2833	3.90
2N677C	5.50	2N2080	4.90	2N2860	116.00
2N681	2.80	2N2081A	2.50	2N2885	3.00
2N683	2.90	2N2100	4.90	2N3391A	20
2N697	25	2N2102	4.50	2N3392	20
2N697A	50	2N2143	1.50	2N3393	20
2N699	66	2N2147	1.40	2N3394	22
2N700	3.50	2N2148	6.80	2N3395	24
2N705	80	2N2152	3.00	2N3396	26
2N706B	40	2N2192	60	2N3397	28
2N711	34	2N2192A	66	2N3398	25
2N711B	60	2N2193	44	2N3414	20
2N718A	31	2N2217	80	2N3415	20
2N720A	50	2N2218	25	2N3416	38
2N741	2.80	2N2218A	28	2N3417	38
2N744	35	2N2219	29	2N3418	1.60
2N829A	2.80	2N2221	36	2N3441	98
2N834	35	2N2221A	24	2N3442	1.70
2N859	7.90	2N2221A	25	2N3443	1.70
2N894	2.90	2N2222	24	2N3445	4.90
2N918	4.10	2N2251	25	2N3467	1.45
2N929	26	2N2259	1.10	2N3468	1.85
2N930	28	2N2270	40	2N3478	14.40
2N960	45	2N2289	3.60	2N3501	6.40
2N962	45	2N2290	5.90	2N3502	7.40
2N967	48	2N2291	95	2N3504	3.90
2N976	1.70	2N2323A	2.00	2N3546	2.90
2N984	95	2N2326	3.30	2N3553	1.60
2N1035	1.80	2N2356	5.90	2N3564	1.4
2N1132	30	2N2356B	5.90	2N3568	1.35
2N1136	1.40	2N2358	15.90	2N3572	1.35
2N1137A	1.80	2N2368	28	2N3573	1.35
2N1143	1.90	2N2369	28	2N3574	1.35
2N1168	65	2N2369A	28	2N3575	1.35
2N1204	1.40	2N2382	4.40	2N3576	1.35
2N1302	50	2N2440	3.45	2N3577	1.35
2N1303	60	2N2465	7.40	2N3578	1.35
2N1305	50	2N2468	1.00	2N3579	1.35
2N1307	65	2N2475	54	2N3580	1.35
2N1317	1.40	2N2476	79	2N3581	1.35
2N1404	48	2N2483	28	2N3582	1.35
2N1408	60	2N2484	25	2N3583	1.35
2N1420	60	2N2492	4.00	2N3584	1.35
2N1485	2.95	2N2509	2.90	2N3585	1.35
2N1525	6.80	2N2523	1.90	2N3586	1.35
2N1523	6.00	2N2518	1.98	2N3587	1.35
		2N2519	3.70	2N3588	1.35
		2N2520	1.15	2N3589	1.35
		2N2521	80	2N3590	1.35
		2N2522	1.15	2N3591	1.35
		2N2523	1.15	2N3592	1.35
		2N2524	1.15	2N3593	1.35
		2N2525	1.15	2N3594	1.35
		2N2526	1.15	2N3595	1.35
		2N2527	1.15	2N3596	1.35
		2N2528	1.15	2N3597	1.35
		2N2529	1.15	2N3598	1.35
		2N2530	1.15	2N3599	1.35
		2N2531	1.15	2N3600	1.35
		2N2532	1.15	2N3601	1.35
		2N2533	1.15	2N3602	1.35
		2N2534	1.15	2N3603	1.35
		2N2535	1.15	2N3604	1.35
		2N2536	1.15	2N3605	1.35
		2N2537	1.15	2N3606	1.35
		2N2538	1.15	2N3607	1.35
		2N2539	1.15	2N3608	1.35
		2N2540	1.15	2N3609	1.35
		2N2541	1.15	2N3610	1.35
		2N2542	1.15	2N3611	1.35
		2N2543	1.15	2N3612	1.35
		2N2544	1.15	2N3613	1.35
		2N2545	1.15	2N3614	1.35
		2N2546	1.15	2N3615	1.35
		2N2547	1.15	2N3616	1.35
		2N2548	1.15	2N3617	1.35
		2N2549	1.15	2N3618	1.35
		2N2550	1.15	2N3619	1.35
		2N2551	1.15	2N3620	1.35
		2N2552	1.15	2N3621	1.35
		2N2553	1.15	2N3622	1.35
		2N2554	1.15	2N3623	1.35
		2N2555	1.15	2N3624	1.35
		2N2556	1.15	2N3625	1.35
		2N2557	1.15	2N3626	1.35
		2N2558	1.15	2N3627	1.35
		2N2559	1.15	2N3628	1.35
		2N2560	1.15	2N3629	1.35
		2N2561	1.15	2N3630	1.35
		2N2562	1.15	2N3631	1.35
		2N2563	1.15	2N3632	1.35
		2N2564	1.15	2N3633	1.35
		2N2565	1.15	2N3634	1.35
		2N2566	1.15	2N3635	1.35
		2N2567	1.15	2N3636	1.35
		2N2568	1.15	2N3637	1.35
		2N2569	1.15	2N3638	1.35
		2N2570	1.15	2N3639	1.35
		2N2571	1.15	2N3640	1.35
		2N2572	1.15	2N3641	1.35
		2N2573	1.15	2N3642	1.35
		2N2574	1.15	2N3643	1.35
		2N2575	1.15	2N3644	1.35
		2N2576	1.15	2N3645	1.35
		2N2577	1.15	2N3646	1.35
		2N2578	1.15	2N3647	1.35
		2N2579	1.15	2N3648	1.35
		2N2580	1.15	2N3649	1.35
		2N2581	1.15	2N3650	1.35
		2N2582	1.15	2N3651	1.35
		2N2583	1.15	2N3652	1.35
		2N2584	1.15	2N3653	1.35
		2N2585	1.15	2N3654	1.35
		2N2586	1.15	2N3655	1.35
		2N2587	1.15	2N3656	1.35
		2N2588	1.15	2N3657	1.35
		2N2589	1.15	2N3658	1.35
		2N2590	1.15	2N3659	1.35
		2N2591	1.15	2N3660	1.35
		2N2592	1.15	2N3661	1.35
		2N2593	1.15	2N3662	1.35
		2N2594	1.15	2N3663	1.35
		2N2595	1.15	2N3664	1.35
		2N2596	1.15	2N3665	1.35
		2N2597	1.15	2N3666	1.35
		2N2598	1.15	2N3667	1.35
		2N2599	1.15	2N3668	1.35
		2N2600	1.15	2N3669	1.35
		2N2601	1.15	2N3670	1.35
		2N2602	1.15	2N3671	1.35
		2N2603	1.15	2N3672	1.35
		2N2604	1.15	2N3673	1.35
		2N2605	1.15	2N3674	1.35
		2N2606	1.15	2N3675	1.35
		2N2607	1.15	2N3676	1.35
		2N2608	1.15	2N3677	1.35
		2N2609	1.15	2N3678	1.35
		2N2610	1.15	2N3679	1.35
		2N2611	1.15	2N3680	1.35
		2N2612	1.15	2N3681	1.35
		2N2613	1.15	2N3682	1.35
		2N2614	1.15	2N3683	1.35
		2N2615	1.15	2N3684	1.35
		2N2616	1.15	2N3685	1.35
		2N2617	1.15	2N3686	1.35
		2N2618	1.15	2N3687	1.35
		2N2619	1.15	2N3688	1.35
		2N2620	1.15	2N3689	1.35
		2N2621	1.15	2N3690	1.35
		2N2622	1.15	2N3691	1.35
		2N2623	1.15	2N3692	1.35
		2N2624	1.15	2N3693	1.35
		2N2625	1.15	2N3694	1.35
		2N2626	1.15	2N3695	1.35
		2N2627	1.15	2N3696	1.35
		2N2628	1.15	2N3697	1.35
		2N2629	1.15	2N3698	1.35
		2N2630	1.15	2N3699	1.35
		2N2631	1.15	2N3700	1.35
		2N2632	1.15	2N3701	1.35
		2N2633	1.15	2N3702	1.35
		2N2634	1.15	2N3703	1.35
		2N2635	1.15	2N3704	1.35
		2N2636	1.15	2N3705	1.35
		2N2637	1.15	2N3706	1.35
		2N2638	1.15	2N3707	1.35
		2N2639	1.15	2N3708	1.35
		2N2640	1.15	2N3709	1.35
		2N2641	1.15	2N3710	1.35
		2N2642	1.15	2N3711	1.35
		2N2643	1.15	2N3712	1.35
		2N2644	1.15	2N3713	1.35
		2N2645	1.15	2N3714	1.35
		2N2646	1.15	2N3715	1.35
		2N2647	1.15	2N3716	1.35
		2N2648	1.15	2N3717	1.35
	</				

Spring-Pac super SALE! \$1.98


All pac's are first quality (no fallout), tested and guaranteed.

Memory pac 4 MM5016 MOS TO-5 512 BIT shift registers from NATIONAL - with data \$1.98	Flip-Flop pac 10 assorted Flip-Flops, Dual JK's, RST's, and low power FF's, with data. \$1.98	Comparator pac 5 assorted DIP's--LM311, 710, 711, with data \$1.98
15 TTL Gates 15 assorted DIP's 7400 series-7420, 7430, 7440, etc... All prime, marked parts, with data \$1.98	LED pac 10 assorted discrete LED's-green, red, and infra-red, with data. \$1.98	Transistor pac 40 assorted TO-92 plastic transistors--PNP's and NPN's, mostly Fairchild house marked. \$1.98
Regulators 4 LM723 DIP variable regulators, 2-40V, with data \$1.98	100 Diodes Germanium computer signal diodes with leads trimmed for PCB mounting. \$1.98	100 Resistors 1/4 watt 5% resistors of any single standard value from 2.7 ohm to 1M ohm \$1.98
Linear pac 8 assorted linear in mini-DIP or TO-741 00 amp., LM307 op amp, LM703 RF-IF amp, with data and circuits \$1.98	DIP RC Network 50 assorted 14 and 16 pin IC packages containing precision resistors and capacitors-no data available \$1.98	8 Switches 8 SPST momentary contact push button W.O., Red button fits in approx. 1/2" panel, with lock washer and mounting nut. \$1.98
LED Display pac 2 DL33 - 3 digits each, approximately 1" magnified digits in a 12 pin DIP, with data \$1.98	Buy 5 pac's for \$9.90 and pic-a-pac for 10¢ The above are special offerings from Babylon Electronics and will be shipped third class. See bottom of ad for ordering instructions.	
Capacitors PCB vertical mount electrolytic capacitors 2" long, 3/4" dia. 59¢ ea. 10 for \$5.00	POTTER BRUMFIELD Type KHP Relay 4 PDT 3A Contacts 24V DC - \$1.50 (650 coil) 120V AC - \$1.75 (10.5 MA coil) Mail orders to: P.O. Box 4177R Sacramento, CA 95841 Phone (916) 334-2161 TWX # 910-367-3521	Memories 93410-256k RAM, fully decoded, high speed (40 ns) open collector output. 16 pin DIP with data. \$1.75 each 10 for \$14.95

CIRCLE NO. 15 ON FREE INFORMATION CARD

DELTA ELECTRONICS CO.

P.O. BOX 2, AMESBURY, MASS. 01913
Phone (617) 388-4705




ELECTRONIC TIMER

(.5 sec to 120 sec)

A sophisticated timer used by a large camera maker for timing "Instant Pictures". Range about .5 sec to 2 min., adjustable with variable control. Operates from 3v source. Elapsed time is indicated by a small incandescent bulb, which goes on when the timer is started, off at end of time. The bulb could be replaced by a sensitive reed relay or SCR to control other equipment. Useful for all kinds of timing, security devices, etc. 2" x 2". All units tested before shipping.

STOCK NO. P6312 **\$1.75 each, 4/6.00**



HONEYWELL HUMIDITY CONTROLLER

Made by HONEYWELL for automatic control of humidifiers or de-humidifiers. Control range 10% RH to 60% RH, sensing by means of a nylon ribbon. Snap action switch with 240v AC contacts. Ideal for home lab, or greenhouse. 3 1/2 x 2 1/2 x 1 1/2".

STOCK NO. P6263 **1 lb. \$4.95 each, 3/14.00**

VERSATILE POWER TRANSFORMER

This versatile power transformer has a primary tapped for 115v or 230v operation, and 4 secondaries: 34v CT @ 3 amps, 17v @ 4 amps, 11v @ 5 amps, and 6.3v @ 1.5 amps. Ideal for a +5v, 5 amps, + and - 15v supply for general lab use or computer supply, or for a stereo amplifier. 3 1/4" x 4 1/2" x 4 1/2". Shipping weight 10 lbs.

STOCK NO. P9397 **\$12.95 each, 2/24.00**

Send for our latest free catalog. BANKAMERICARD and MASTERCHARGE welcome; we must have ALL numbers on the card for processing. Include sufficient postage (2 lbs min); excess will be refunded. Minimum order \$5. Phone orders OK.

CIRCLE NO. 19 ON FREE INFORMATION CARD

CB SPECIALS-R.F. DRIVERS-R.F. POWER OUTPUTS-FETS

2SC481	1.85	2SC767	15.75	2SC866	5.85	2SC1449-1	1.60	40081	1.50
2SC482	1.75	2SC773	.85	2SC1013	1.50	2SC475	1.50	40082	3.00
2SC495	1.10	2SC774	1.75	2SC1014	1.50	2SC1678	5.50	2SC608	4.85
2SC502	3.75	2SC775	2.75	2SC1017	1.50	2SC1679	4.75	SK3046	2.15
2SC517	4.75	2SC776	3.00	2SC1018	1.50	2SC1728	2.15	SK3047	3.75
2SC614	3.80	2SC777	4.75	2SC1173	1.25	2SC1760	2.15	5J2095	3.50
2SC615	3.90	2SC778	3.25	2SC1226A	1.25	2SC1816	5.50	SK3048	3.25
2SC616	4.15	2SC797	2.50	2SC1237	4.50	2SC1908	.70	SK3054	1.25
2SC617	4.25	2SC798	3.10	2SC1239	3.50	2SC1957	1.50		
2SC699	4.75	2SC781	3.00	2SC1243	1.50	2SF8	3.00	2SK19	1.75
2SC710	.70	2SC789	1.00	2SC1306	4.75	HEP-S3001	3.25	2SK30	1.00
2SC711	.70	2SC796	3.15	2SC1306-14	9.00	SD235	1.00	2SK33	1.20
2SC735	.70	2SC799	4.25	2SC1307	5.75	MRF8004	3.00		
2SC756	3.00	2SC802	3.75	2SC1307-16	0.00	4004	3.00	3SK40	2.75
2SC765	9.50	2SC803	4.00	2SC1377	5.50	4005	3.00	3SK45	2.75
2SC766	10.15	2SC839	.85	2SC1449	1.30	40080	1.25	3SK49	2.75

JAPANESE TRANSISTORS

2SA52	.60	2SB187	.60	2SC458	.70	2SC815	.75	2SC1569	1.25
2SA316	.75	2SB235	1.75	2SC460	.70	2SC828	.75	2SC1756	1.25
2SA473	.75	2SB303	6.5	2SC478	.80	2SC829	.75		
2SA483	1.95	2SB324	2.00	2SC491	2.50	2SC830	1.60	2SD30	.95
2SA489	8.00	2SB337	1.10	2SC497	1.60	2SC839	.85	2SD45	2.00
2SA490	.70	2SB367	1.60	2SC515	.80	2SC945	.65	2SD65	.75
2SA505	.70	2SB370	6.5	2SC535	.75	2SC1010	.80	2SD68	.90
2SA564	.50	2SB405	8.5	2SC536	.65	2SC1012	.80	2SD72	1.00
2SA628	.65	2SB407	1.65	2SC537	.70	2SC1051	2.50	2SD88	1.50
2SA643	.85	2SB415	8.5	2SC563	2.50	2SC1061	1.65	2SD151	2.25
2SA647	2.75	2SB461	1.25	2SC605	1.00	2SC1079	3.75	2SD170	2.00
2SA673	.85	2SB463	1.65	2SC620	.80	2SC1096	1.20	2SD180	2.75
2SA679	3.75	2SB471	1.75	2SC627	1.75	2SC1098	1.15	2SD201	1.95
2SA682	.85	2SB474	1.50	2SC642	3.50	2SC1115	2.75	2SD218	4.75
2SA699	1.30	2SB476	1.25	2SC643	3.75	2SC1166	.70	2SD300	2.50
2SA699A	1.75	2SB481	2.10	2SC644	.70	2SC1170	4.00	2SD313	1.10
2SA705	.55	2SB492	1.25	2SC681	2.50	2SC1172B	4.25	2SD315	.75
2SA815	.85	2SB495	.95	2SC684	2.10	2SC1209	.55	2SD318	.95
2SA816	.85	2SB507	.90	2SC687	2.50	2SC1213	.75	2SD341	.95
		2SB511	.70	2SC696	2.35	2SC1226	1.25	2SD350	3.25
2SB22	.65			2SC712	.70	2SC1243	1.50	2SD352	.80
2SB54	.70	2SC206	1.00	2SC713	.70	2SC1293	.85	2SD380	5.70
2SB56	.70	2SC240	1.10	2SC732	.70	2SC1308	4.75	2SD389	.90
2SB77	.70	2SC261	.65	2SC733	.70	2SC1347	.80	2SD390	.75
2SB128	2.25	2SC291	.65	2SC739	.70	2SC1383	.75	2SD437	5.50
2SB135	.95	2SC320	2.00	2SC715	1.75	2SC1409	1.25		
2SB152	4.50	2SC352	.75	2SC762	1.90	2SC1410	1.25	C106B1	4.50
2SB173	.55	2SC353	.75	2SC783	1.00	2SC1447	1.25		
2SB175	.55	2SC371	.70	2SC784	.70	2SC1448	1.25	MPS-U31	4.00
2SB178	1.00	2SC372	.70	2SC785	1.00	2SC1507	1.25		
2SB186	.60	2SC394	.70	2SC793	2.50	2SC1509	1.25		

POWER-TRANSISTORS HIGH-VOLT. TV. TYPE


BU204	1300V	3.90	BU207	1300V	5.40	2SC1172B	1100V	4.25
BU205	1500V	4.70	BU208	1500V	6.25	2SC308	1100V	4.95
BU206	1700V	5.90	2SC1170	1100V	4.00	2SC1325	1100V	4.95

OEM SPECIALS

1N270	.10	2N960	.55	2N2219A	.30	2N2913	.75	2N3740	1.00	2N4401	.20
1N914	.10	2N962	.40	2N2221	.25	2N2914	1.20	2N3771	1.75	2N4402	.20
		2N967	.50	2N2221A	.30	2N2916A	3.65	2N3732	1.90	2N4403	.20
		2N173	1.75	2N1136	1.35	2N2222	.25	2N3019	.50	2N3773	3.00
		2N178	.90	2N1142	2.25	2N2222A	.30	2N3053	.30	2N3819	.32
		2N327A	1.15	2N1302	.25	2N2270	.40	2N3054	.70	2N3823	.70
		2N334	1.20	2N1305	.30	2N2322	1.00	2N3055	.75	2N3856	.20
		2N336	.90	2N1377	.75	2N2323	1.00	2N3227	1.00	2N3866	.85
		2N338A	1.05	2N1420	.20	2N2324	1.35	2N3247	3.40	2N3903	.20
		2N398B	.90	2N1483	.95	2N2325	2.00	2N3250	.50	2N3904	1.20
		2N404	.30	2N1540	.90	2N2326	2.85	2N3275	6.50	2N3905	.20
		2N443	1.75	2N1543	2.70	2N2327	3.80	2N3393	.20	2N3906	.25
		2N456	1.10	2N1544	.80	2N2328	4.20	2N3394	.17	2N3925	3.75
		2N501A	3.00	2N1549	1.25	2N2329	4.75	2N3414	.17	2N3954	3.50
		2N508A	.45	2N1551	2.50	2N2368	.25	2N3415	.18	2N3954A	3.75
		2N555	.45	2N1552	3.25	2N2369	.25	2N3416	.19	2N3955	2.45
		2N652A	.85	2N1554	1.25	2N2484	.32	2N3417	.20	2N3957	1.25
		2N677C	6.00	2N1557	.15	2N2712	.18	2N3442	1.85	2N3958	1.20
		2N706	.25	2N1560	2.80	2N2894	.40	2N3553	1.50	2N4037	.60
		2N706B	.40	2N1605	.35	2N2903	3.30	2N3563	.20	2N4093	.85
		2N711	.50	2N1613	.30	2N2904	.25	2N3565	.20	2N4124	.20
		2N711B	.60	2N1711	.30	2N2904A	.30	2N3638	.20	2N4126	.20
		2N718	.25	2N1907	4.10	2N2905	.25	2N3642	.20	2N4141	.20
		2N718A	.30	2N2060	1.85	2N2905A	.30	2N3643	.15	2N4142	.20
		2N720A	.50	2N2102	.40	2N2906	.25	2N3645	.15	2N4143	.20
		2N918	.35	2N2218	.25	2N2906A	.30	2N3646	.14	2N4220A	.45
		2N930	.25	2N2218A	.30	2N2907	.25	2N3730	1.50	2N4234	.95
		2N956	.30	2N2219	.25	2N2907A	.30	2N3731	2.75	2N4400	.20

SILICON UNIJUNCTIONS INTEGRATED CIRC. RECTIFIERS

2N2646	.50	2N2160	.65	UA703C	.40						
2N2647	.60	2N4870	.50	709C OP. AMP.	.25						
2N6027	.55	2N4871	.50	741C OP. AMP.	.25						
2N6028	.70	2N4891	.50	7400	.15	IN4001	.60	5.00			
D5E37	.25	2N4892	.50	7404N	.18	IN4002	.70	6.00			
		2N4893	.50	7430N	.19	IN4003	.80	7.00			
		2N4894	.50	9L00/74LS00	.35	IN4004	.90	8.00			
		MU10	.40	74H55N	.35	IN4005	1.00	9.00			
						IN4006	1.10	10.00			
						IN4007	1.20	11.00			



New-Tone Electronics
P.O. Box 1738 A
Bloomfield, N.J. 07003
Phone: (201) 762-9020

ALL PARTS GUARANTEED AND TESTED ON PREMISES.

N.J. residents add 5% sales tax. Minimum order \$5.00. All orders add \$1.00 postage. Dealers write or phone for discount prices.

120 CIRCLE NO. 43 ON FREE INFORMATION CARD POPULAR ELECTRONICS

www.americanradiohistory.com

MAY 1976

ADVERTISERS INDEX

READER SERVICE NO.	ADVERTISER	PAGE NUMBER
	A P Products	95
1	Ace Electronic Parts	121
2	Adva Electronics	113
3	Allison Automotive Company	99
	Alpha Electronics	93
69	Altaj Electronics	110
6	Altaj Electronics	111
22	American Audioport Inc	100
7	Anconra Corp	117
8	Anconra Corp	118
9	Anconra Corp	119
10	Antenna Specialists Co	81
11	Aries Inc	112
12	Avanti Research & Development, Inc	84
13	B&K Precision Dynascan Corporation	20, 21
15	Babylon Electronics	120
	CREI Capitoi Radio Engineering Institute	50, 51, 52, 53
16	Circuit Design, Inc	14
	Cleveland Institute of Electronics	68, 69, 70, 71
14	Cobra, Product of Dynascan	SECOND COVER
17	Continental Specialties Corporation	28
18	Crown	16
19	Delta Electronics Co	120
20	Delta Products, Inc	79
21	Dig-Key Corporation	113
23	EICO	6
24	Edlie Electronics	118
25	Edmund Scientific Co	103
26	Edmund Scientific Co	122
27	Electronics Technical Institute	57
	HAL Communications Corp	93
29	Handic USA Inc	65
5	Health Company	27
72	Hufco	100
30	IMS Associates, Inc	91
73	IMS Associates, Inc	97
31	Illinois Audio	90
74	Interlab	96
32	International Electronics Unlimited	116
34	JS&A National Sales Group	2
35	Jade	65
36	James	114, 115
33	Johnson Company, E F	17
37	Labtronics, Incorporated	90
38	McIntosh Laboratory, Inc	99
	MITS	25
40	Martin Research	98
41	Motorola, Inc	15
	NRI Schools	8, 9, 10, 11
42	National Camera	102
	National Technical Schools	86, 87, 88, 89
43	New-Tone	120
44	North Star Electronics	108
45	Olson Electronics	112
46	Pathcom Inc	23
47	Pickering & Company, Inc	THIRD COVER
48	Poly Paks	107
49	Polymorphic Systems	83
50	Processor Technology	85
51	Quest Electronics	111
52	Radio Shack	49
53	S A E	22
54	SBE, Inc	7
55	S.D. Sales Co	109
56	Sansui Electronics Corp	72
	Scelbi Computer Consulting Inc	102
57	Sencore	80
58	Shure Brothers Inc	96
59	Sinclair Labtronics	91
	Sinclair Radionics, Inc	19
60	Solid State Sales	104
61	Southwest Technical Products Corporation	54
62	Sphere Corporation	95
63	Stereo Discounters	102
	TEAC Corporation of America	13
65	Tennelec	5
66	Tri-Star Corporation	102
68	U.S. Pioneer Electronics	58, 59
4	United Audio Products	FOURTH COVER
70	Weller-Xcelite Electronics Division	46
71	Yamaha International Corporation	1
CLASSIFIED ADVERTISING . 103, 104, 108, 111, 112, 113, 116, 118, 121		

BUSINESS OPPORTUNITIES

I MADE \$40,000.00 Year by Mailorder! Helped others make money! Free Proof. Terrey, Box 318-NN, Ypsilanti, Michigan 48197.

FREE CATALOGS Repair air conditioning, refrigeration. Tools, supplies, full instructions. Doolin, 2016 Canton, Dallas, Texas 75201

MAILORDER MILLIONAIRE helps beginners make \$500 weekly. Free report reveals secret plan! Executive (1K5), 333 North Michigan, Chicago 60601.

PIANO TUNING LEARNED QUICKLY AT HOME! Musical knowledge unnecessary. Free Information. Empire School, Box 450327, Miami 33145.

HIGHLY PROFITABLE ONE-MAN ELECTRONIC FACTORY

Investment unnecessary, knowledge not required, sales handled by professionals. Postcard brings facts about this unusual opportunity. Write today! Barta-DE, Box 248, Walnut Creek, CA 94597.

GET RICH with Secret Law that smashes debts and brings you \$500 to \$5 Million cash. Free report! Credit: 4K5, 333 North Michigan, Chicago 60601

wanted Citizens Band P-2
DEALER-DISTRIBUTORS
Send this ad with Letterhead to:
PAL ELECTRONICS CO.
2962 W. WELDON - PHOENIX, ARIZ. 85017

FREE SECRET BOOK "2042 UNIQUE, Proven Enterprises" Fabulous "Little Knowns". Work home! Haylings-B, Carlsbad, Calif 92008

EARN OPTIMUM PROFITS, avoid consumer problems on TV electronic service. Practical Business Operations Manual shows you how. \$15.00 postpaid. NATESA, 5908 S. Troy St. Chicago, Ill. 60629

OPERATE your own profitable human relations success groups. Free brochure. AIM, Box 2446F, San Leandro, CA 94577

\$178 WEEKLY, Work one hour daily. Completely Guaranteed. Free. FAS, Box 13703-R, San Antonio, Texas 78213

MAGNETS

MAGNETS All types. Specials-20 disc, or 10 bar, or 2 stick or 8 assorted magnets. \$1.00. Magnets, Box 192-H Randallstown, Maryland 21133

SERVICES

PCB negatives, reversals, reasonable. Fast, reliable service. Free information. C&M, Box 98, Kirkville, NY 13082

CANADIAN CB Mail Order Service, discount prices. Send for List L. W. Electronics, Box 42, Strathroy, Ontario, Canada. U.S. Inquiries.

BOOKS AND MAGAZINES

FREE book prophet Elijah coming before Christ. Wonderful bible evidence. Megiddo Mission, Dept. 64, 481 Thurston Rd., Rochester, N.Y. 14619

FREE CATALOG Aviation and Space Books. Aero Publishers, 329PE West Aviation, Fallbrook, California 92028

THE AUDIO AMATEUR - A quarterly publication for the serious audio constructor. Free prospectus. The Audio Amateur, Box 176Z, Peterborough, N.H. 03458

AVOID SPEEDING TICKETS. A complete booklet on defensive driving tactics showing step by step procedures in dealing with radar speed control. \$1.95 plus 30 cents handling. Write: Booklet, 6728 Harvest Glen, Dallas, Texas 75240.

"GOLD REFINING" Gold recovery from electronic scrap. Order from author, price \$9.65. George Gajda, P.O. Box 1846, Santa Monica, CA 90406

IC data/applications books by TI, Motorola, etc. TTL Data Book ("The Bible") \$4.95, List 25 cents. Data, Box 61, Wickliffe, Ohio 44029

DO-IT-YOURSELF

MODULAR TELEPHONES now available. Sets and components, compatible with Western Electric concept. Catalog 50 cents. Box 1654W, Costa Mesa, California 92626

ACE OF THE MONTH SPECIALS



These keyboards were manufactured for use on Texas Instrument's line of Silent 700 series data terminals. They are fully encoded with TTL large scale integrated circuits (TTL TMS 5000 in 28 pin socket). Additional IC's provide a parallel 7 bit, without parity, code plus a strobe signal indicating "valid" data and six other independent outputs for those special keys which are not encoded. The keys are reed type with a format similar to typewriter. Internal circuitry provides for two key rollover and de-bounce. Output is on standard 10 pin double readout connector for data and power input. And 8 pin double readout connector for six special switch functions:

KB 6 Clare/Pendar 720627-1 New tested \$39.95
T.I. Part number 959327-1 Used tested \$29.95
A 56 key ASCII encoded alphanumeric keyboard with six extra switch closures to ground marked HERE IS, PAPER ADV., BREAK, REPEAT, TAPE, TAPE-

KB 7 Clare/Pendar 720731-1 New tested \$49.95
T.I. Part number 959326-1 Used tested \$39.95
This is a 64 key full ASCII encoded keyboard.

All keyboards supplied with wiring diagrams, code tables, and other useful documentation

MOLEX I.C. PINS

100/\$1 1000/6.95



ACOUSTIC COUPLER

This coupler was manufactured by Novation, Inc. Tarzana, California for use in Texas Instrument's model 725 Electronic Data Terminal. It is compatible with Bell 103 and 113 data sets or equivalent. The coupler operates asynchronously to a maximum speed of 450 baud in the full or half duplex mode coupled to a standard telephone handset. Transmit freq. is 1270hz for mark and 1070hz for space. Receive frequency is 2225hz for mark and 2025hz for space. Unit required ± 12 VOLTS and + 5 VOLTS for operation. Complete with schematic & all pertinent information, fully reconditioned, calibrated, and guaranteed \$59.95.

Kynar 30 AWG Blue 1000 FT SPOOL 9.95
26 AWG solid silver-plated wire wrap Red or Black 100 FT. 10.95

74S201N


13 ns 256 Bit RAM
Three-State Output
Plug In Replacement
SN74200 and SN74S200
\$3.95 ea. 10 for \$25.00

TMS 5000 ASCII keyboard encoder with data \$17.95

2N5449 50V 800 mA
6/\$1.00 100 for 12.80

BISMUTH ALLOY.
Melts in boiling water
4 oz. ingot \$3.95
1 lb. ingot \$9.95
Fun to play with

DUAL POWER SUPPLY



1N914B
100 for \$7.90
LM301AH
100 for \$39.95

The power supply consists of two independent adjustable regulator circuits and a common power transformer. The VOLTAGE ADJUST trimpot has range from 10 volts to 16 volts. The short circuit current is limited to 250 ma. Wired & Tested \$24.95

TERMS We pay postage, unless otherwise specified. Include check or money order, no COD. Texas residents add 5% sales tax. TWX 910-881-2411

ELECTRONIC PARTS
3303 Mangum Road
Houston, Texas 77018

CIRCLE NO. 1 ON FREE INFORMATION CARD

HYPNOTISM

SLEEP learning Hypnotic method. 92% effective. Details free. ASR Foundation, Box 23429EG, Fort Lauderdale, Florida 33307

FREE Hypnotism Self-Hypnosis Sleep Learning Catalog! Drawer H400, Ruidoso, New Mexico 88345

AMAZING self-hypnosis record releases fantastic mental power. Instant results! Free trial. Write: Forum (AA5), 333 North Michigan, Chicago 60601.

RUBBER STAMPS

RUBBER ADDRESS STAMPS. Free Catalog. 45 type styles. Jackson s. Deot. K. Brownsville Rd., Mt. Vernon, Ill. 62864

MISCELLANEOUS

WINEMAKERS: Free illustrated catalog yeasts, equipment. Splex, Box 12276P, Minneapolis, Minn. 55412

BREAK the code of Police and CB's. Decoder Manual \$1.00. Donn's, 18S Vanpeyma, Hamburg, New York 14075.

LIVE IN THE WORLD OF TOMORROW... TODAY!

And our FREE 164 PAGE CATALOG is packed with exciting and unusual values in electronic, hobby and science items — plus 4,500 finds for fun, study or profit... for every member of the family.

A BETTER LIFE STARTS HERE

WORLD'S SMALLEST ELECTRONIC CALCULATOR!

Small but mighty! 8-digit, 4-function *electronic* calculator does everything big ones do—even has automatic % key... for only \$19.95. Take it anywhere. Fits in your pocket— $\frac{3}{4}$ size of cigarette pack. $\frac{3}{2}$ oz. dynamo features floating decimal, constant key, lead zero depression, more! Includes plug-in rechargeable Ni-Cad battery pack. $2 \times 3\frac{1}{2} \times \frac{9}{16}$ " with plenty of room for most fingers. Another Edmund first with advanced technology.



Stock No. 1945AV \$19.95 Ppd.

SUPER POWER FOR ANY AM RADIO

New antenna assist turns a tiny transistor into a tiger, has pulled in stations up to 1000+ miles away! Just set beside radio (no wires, clips, grounding) and fine-tune Select-A-Tenna's dial to same frequency — "gangbusters"! Great for clearing weak signals in radio depressed areas, off-coast islands, crowded frequency stations. Solid state—uses no electricity, batts., tubes.



Stock No. 72,095AV \$15.95 Ppd.
 ULTRA SELECT-A-TENNA
 No. 72,147AV (OVER 1000 MI.) \$22.95 Ppd.

KNOW YOUR ALPHA FROM THETA!

For greater relaxation, concentration, monitor your Alpha/Theta brainwaves w/ audible or visible signal on Biosone II. Has 3 feedback modes, outputs to monitor logic signal, filter sel. feedback, broad sensitivity control; other professional feats. of \$200-up units. Easily operated 4-lb. portable has total brainwave monitoring capability! Req. 2 9v tr. batteries.



No. 1668 (9 $\frac{1}{2}$ x 5 $\frac{1}{2}$ x 4 $\frac{1}{4}$ ") \$149.95 Ppd.
 LOW COST STARTERS' UNIT (PORTABLE)
 No. 71,809 AV (4 $\frac{1}{2}$ x 2 $\frac{3}{4}$ x 4 $\frac{1}{4}$ ") \$55.00 Ppd.

SEE MUSIC IN PULSATING COLOR

New 3-Channel Color Organ adds to music listening pleasure, lets you modulate 3 independent strings of colored lamps with intensity of your music to create an audio "light show." They flash, vary in brightness related to music's rhythm, pitch, volume—pulsating lighting performance to music! Fully assembled & priced half that of others, the Edmund Sound To Light Control is a terrific value. Plug in, turn on!



No. 42,309AV ... (ASSEMBLED) \$17.95 Ppd.
 No. 42,336AV ... (UNASSEMBLED) \$13.95 Ppd.

WHEN YOU COME TO PHILADELPHIA BE SURE TO SEE
FREE BICENTENNIAL LIGHT SHOW
 IN BARRINGTON, N.J. ONLY 10 MINUTES AWAY AT
EDMUND FACTORY STORE




INCLUDED FREE
 \$3.50 ORTHOSCOPIC EYEPIECE
 (TIL 7/31/76)

4 1/4" ASTRONOMICAL TELESCOPE

FREE EYEPIECE: 12.5mm F.L., 96X w/ 48" F.L. Objective
 See moon craters, rings of Saturn, double stars. Features fine f/10 mirror (verified better than 1/10 wave with a scatter plate interferometer) to insure performance to theoretical limit of resolution. Equatorial mount; rack & pinion focusing; aluminum tube, 6X finder, 25mm F.L. 45X Kellner achromatic eyepiece & Barlow lens to double and triple power to 135X. Incl. FREE Star Chart plus 2 Books. "Pyrex."

No. 85,260AV (SHPG. WT. 42 LB.) \$159.50 FOB
 No. 85,261AV (CLOCK DR.; 45 LB.) \$199.50 FOB



CAN'T SLEEP, RELAX? TRY THIS!

Electronic sound conditioner simulates 4 kinds of soothing sounds of ocean surf and rain. "White sound" helps mask unwanted noise, adds restful, intriguing background sound. Program the solid-state unit to your own need: 2 surf, 2 rain, or "white sound", proven by medical tests to have analgesic effects. Great for meditation, restlessness, sleeplessness psychology.

(A)-No. 71,997AV ... (7 $\frac{1}{2}$ x 7 x 3 $\frac{1}{2}$ ") 110V AC \$89.95 Ppd.
 (B)-AS ABOVE, BUT "WHITE SOUND" ONLY
 No. 71,980AV ... (6" Rd. x 3 $\frac{1}{2}$ " Ht) \$28.00 Ppd.



AN ALPHA MONITOR FOR \$34.95?

Yes, because you build it! Use your ability to tune in your brainwaves, an aid to relaxation, concentration. Kit incl. everything you need (except 9v trans. batt.) to own a portable self-cont. BIOFEEDBACK unit for a pittance: steth. earphones, electrode headband, solid-state circuitry, 5 microvolt sensitivity, more! Compl. assembly instructions & op. manual. With basic electronics knowledge, you can do it!

No. 61,069AV ... (KIT) \$34.95 Ppd.
 No. 71,809AV ... (FULLY ASSEMBLED) \$55.00 Ppd.



LOW COST INFRA-RED VIEWER

For Infra-red crime detection surveillance, security system alignment, I.R. detection, laser checking, nite wildlife study, any work req. I.R. detection & conv. to visible spectrum. Self-cont. scope w/ everything incl I.R. light source. 6v or 12v power, 6032 I.R. converter tube, f/3.5 objective lens, adjust. triplet eyepiece. Provides 1.6X. focuses from 10' to infinity.

No. 1659AV (11 x 14 $\frac{1}{4}$ x 3") \$285.00 Ppd.
 WITHOUT LIGHT SOURCE
 No. 1663AV \$225.00 Ppd.



WOW! TR METAL DETECTOR: \$69.95

Super-sensitive transmitter/receiver unit at a never-before price, w/feats. of \$150 types. Terrific selectivity—10-turn (not just 90°) metal/mineral tuner! 6" waterproof search coil find a cent at 6"; telescoping adjust. shaft gives 44" lgh.; $\frac{1}{4}$ " stereo earphone jack; all metal constr.

Perfect balance & feather light, it incl. 8 "AA" batteries. Lifetime warranty!
 No. 80,251AV (JUST 38 OZ.!) \$69.95 Ppd.
 STARTERS' BFO CHALLENGER I (32 OZ.) \$39.95 Ppd.
 No. 80,222AV (ALUMINUM CONSTR.) \$39.95 Ppd.



MAIL COUPON FOR GIANT FREE CATALOG!

164 PAGES • MORE THAN **4500 UNUSUAL BARGAINS**

Completely new 1976 edition. New items, categories, illustrations. Dozens of electrical and electromagnetic parts, accessories. Enormous selection of Astronomical Telescopes. Unique lighting and ecological items. Microscopes, Binoculars, Magnifiers, Magnets, Lenses, Prisms. Hard-to-get-surplus bargains. Ingenious scientific tools. 1000's of components.
EDMUND SCIENTIFIC CO.
 300 Edscorp Building, Barrington, N.J. 08007
 Please rush Free Giant Catalog "AV"

Name _____
 Address _____
 City _____ State _____ Zip _____



COMPLETE & MAIL WITH CHECK OR M.O.

EDMUND SCIENTIFIC CO. 300 Edscorp Building, Barrington, N.J. 08007

How Many	Stock No.	Description (609) 547-3488	Price Each	Total
<input type="checkbox"/>	PLEASE SEND GIANT FREE CATALOG "AV"			
<input type="checkbox"/>	Charge my BankAmericard			
<input type="checkbox"/>	Charge my Master Charge			
			Add Service and Handling Charge \$1.00	
Interbank No. _____		I enclose <input type="checkbox"/> check <input type="checkbox"/> money order for TOTAL \$ _____		
My Card No. is _____		Signature _____		
Card Expiration Date _____		Name _____		
30-DAY MONEY-BACK GUARANTEE. You must be satisfied or return any purchase in 30 days for full refund. *\$15.00 minimum		Address _____		
		City _____ State _____ Zip _____		

We're #1—and the critics totally agree!

HIRSCH-HAUCK LABS . . . Stereo Review

“The Pickering XUV/4500-Q is obviously one of the best phono cartridges presently available. There are few stereo cartridges that can outperform it in any of its individual characteristics, and we know of none that could be said to be a better stereo/CD-4 pick-up.”

B. V. PISHA . . . Audio Magazine

“The Pickering XUV/4500-Q ranks among the top cartridges for stereo, SQ, QS and CD-4. The sonic clarity is exceptionally good, with superb transient and applause response, and good definition, particularly in the low bass region.”
“To sum up, we can recommend the Pickering XUV/4500-Q cartridge without reservations, based upon our laboratory and listening tests.”

MAURICE HOLTHAM . . . Canadian Stereo Guide

“In fact the reproduction of all material . . . stereo, CD-4 and matrix . . . was absolutely superb. Good recordings were reproduced with outstanding fidelity and clarity, and tracking was secure at one gram with even the most heavily modulated bands. Solo instruments and voice were rendered with exciting realism; large orchestral and choral works came through in all their magnificence.”

Hi-Fi Stereo Buyers Guide

“In both stereo and CD-4 one of the most outstanding under any program conditions. Sound so clean and crisp it almost hurts.”
“This pickup is a perfect example of why measurements cannot truly express the sound quality from a transducer; though the measurements are good, the sound quality was rated by the entire listening panel as superb.”

The specifications of the XUV/4500-Q are so exciting that we hope you will write to Pickering and Company, Inc., Dept. PE, 101 Sunnyside Blvd., Plainview, New York 11803 for further information.



“for those who can hear the difference”

Reprinted by permission of Audio, Canadian Stereo Guide, Hi-Fi Stereo Buyers Guide and Stereo Review Magazines.



CIRCLE NO. 47 ON FREE INFORMATION CARD

Before you buy your next turntable, consider why you want a new one.

In letters and warranty cards from new Dual owners, we find that some had owned manual turntables and came to prefer the convenience and safety of automatic start and stop. Others also wanted to be able to play records in uninterrupted sequence. And a few gave reasons that modestly makes us hesitate to quote: "I wanted the best!" or "Everyone recommends Dual!"

Whatever your reason may be for wanting a new turntable, consider your purchase carefully. Your record collection probably represents a bigger investment than all your other components combined. And your turntable is the only component that handles your records.

Although the overall appearance and feel of a turntable's controls can tell you something about its quality, appearances can be deceptive. For example, curved tonearms may appear interesting, but their unnecessary mass and increased resonance can only detract from the quality of music reproduction. All Dual tonearms follow a straight line from pivot to cartridge holder for maximum rigidity and lowest mass.

Some tonearms apply stylus pressure by unbalancing the tonearm. This results in tracking which is adversely affected by record-warp conditions and turntable level. In every Dual, stylus pressure is applied around the vertical pivot via a long coiled spring. This maintains tonearm balance throughout play, and tracking is unaffected even if the turntable is tilted substantially.

Other Dual features and refinements include: cueing damped in both directions to prevent bounce; pitch-control; anti-skating separately calibrated for all three stylus types. And internally: motor rotors and drive pulleys individually machined and tested with precision instruments to assure perfect concentricity.

All the above contribute importantly to quality performance.

Now, while you should never compromise with quality, convenience is a matter of choice. Which is why Dual quality comes in a variety of models: semi-automatic, single-play; fully-automatic, single-play; single-play/multi-play. Seven models in all as described below.

Dual 1225. Fully automatic, single-play/multi-play. Viscous-damped cue-control, pitch-control. 10 $\frac{1}{2}$ " platter. Less than \$140, less base.
Dual 1226, with cast platter, rotating single-play spindle. Less than \$170.
Dual 1228 with gimballed tonearm, synchronous motor, illuminated strobe, variable tracking angle. Less than \$200.

Dual 1249. Fully automatic, single-play/multi-play. Belt drive. 12" dynamically-balanced platter. Less than \$280, less base. Full-size belt-drive models include: Dual 510 semi-automatic. Less than \$200; Dual 610, fully automatic. Less than \$250. (Dual CS601, with base and cover. Less than \$270.)

Dual CS701. Fully automatic, single-play. D.C. brushless, electronic direct drive motor; tuned anti-resonance filters. Less than \$400, including base and cover.



Dual CS701.



Dual 1225.



Dual 1249.

United Audio Products, 120 So. Columbus Ave., Mt. Vernon, N.Y. 10553
Exclusive U.S. Distribution Agency for Dual

Dual[®]

CIRCLE NO. 4 ON FREE INFORMATION CARD

www.americanradiohistory.com