

SPECIAL FOCUS ON HI-FI

# Popular Electronics

WORLD'S LARGEST\* SELLING ELECTRONICS MAGAZINE DECEMBER 1975 / 75c

BUILD THE WORLD'S FIRST

## Direct-Drive Electronic Turntable

WITH AUTOMATIC PITCH CONTROL &amp; METER-READOUT 'STROBE'... \$100\*



\*Tonearm extra

**How Good Are Ferrichrome and Other  
New Cassette Tapes?** A Hirsch-Houck Lab Report

**The New FM Tuner Standard** Part II

**TEST REPORTS:** Fluke Frequency Counter • Vector Wiring Pencil  
• E.F. Johnson LED-Readout Mobile CB • Pioneer AM-FM  
Stereo Tuner • Tandberg TCD-310 Stereo Cassette Deck

**Program Any Tunes  
with the  
RAM Music Box**



**PLUS: 1975  
ANNUAL CUMULATIVE  
ARTICLE INDEX**



At TEAC, our fundamental mandate for any new product is performance and reliability. First and finally. Qualities that are measurable in terms of mechanical stability and inherent design integrity.

These are essentials. Because our technological resources established the cassette deck as a true high fidelity component. So we demand that a new product possess that measure of TEAC quality.

And that's what distinguishes the A-170. Compare it with other inexpensive cassette decks with Dolby, please. Just call (800) 447-4700\* for the name of your nearest TEAC retailer. We think you'll agree it's a value you can rely on.

\*In Illinois, call (800) 322-4400.

# A-170

# TEAC performance and reliability...

## how can you really afford anything less?

### TEAC®

The leader. Always has been.

Dolby is a trademark of Dolby Laboratories, Inc.

TEAC Corporation of America / 7733 Telegraph Road, Montebello, Ca. 90640 ©TEAC 1975

# THE ESSENTIALS

IF YOU CALL THESE ACCESSORIES,  
SO ARE YOUR RECORDS.

**DISCWASHER:** The superior record cleaning system. Without exception. \$15.00.

**SC-1:** The first precision cleaning and viewing instrument for delicate styli. \$6.00.

**D'STAT:** Audible-static reduction turntable mat. Europe's run-away best seller. \$10.00.

**ZEROSTAT:** The ultimate antistatic instrument. Positive and negative ion neutralization for records, film, dust covers, or any surface. Nothing to replace. \$29.95.

**DISFLUID:** 16 oz. bottle, the most effective, safest record cleaning fluid known. Recommended for use with SC-1.

**DISCORGANIZER:** Offers ready access to your essential accessories. \$6.00.



**DISCWASHER, INC.**  
90<sup>th</sup> University  
Columbia, Mo.

ALL PRODUCTS AVAILABLE AT AUDIO SPECIALISTS WORLDWIDE

CIRCLE NO. 26 ON FREE INFORMATION CARD

# How to tell a Super-VOM from just the everyday garden-variety Brand X.


**ONLY THE SUPER-VOM (Triplet's New 60) HAS ALL THESE FEATURES:**

**DROP-PROOF CONSTRUCTION**  
(Virtually indestructible for an accidental drop up to a five-foot height)

**BUILT-IN "CONFIDENCE-TEST"**  
for periodic meter reassurance checks after overload/drops.

**BURNOUT-PROOF**  
(3-fuse arrangement, including diodes and 2 Amp/1000V protection fuse)

**SINGLE-RANGE SELECTOR SWITCH**  
(Most VOM's have 2 or more. Single switch minimizes range selection errors)



**SAFETY DESIGNED FOR YOU**  
(Completely insulated; new Safety Leads; prevents explosive arcs from high energy circuits up to 20 kW)

**48" SAFETY ENGINEERED TEST LEADS**  
(Especially designed recessed safety connectors and heavily insulated alligator clips)

**ONLY 2 RECESSED INPUT JACKS**  
(Makes lead changes unnecessary - Some VOM's have as many as seven)

**DETTENTED HANDLE POSITION**

**only \$90**

Nobody else offers these features in a VOM at any price. So for only \$90, the Model 60 is the safest, most versatile, most honestly priced quality VOM you can buy. And, for just \$10 more, you can have the Model 60-A that has 1½% DC accuracy, plus a mirrored scale.

That's the kind of Triplet one-upmanship appreciated the world over by value-conscious users in industrial production and maintenance, TV - Radio - Hi-Fi shops, vocational training and hobbyists, airconditioning, appliance and automotive service, R & D, and application engineering . . . anyone who wants to be more productive with the latest in VOM technology.

Drop in on your nearest Triplet distributor or Mod Center and drop the new Model 60. Ask for a no-obligation demonstration of every feature. Compare it with any other VOM. You'll know why Triplet Models 60 and 60-A eliminate over 90% of the costly repairs from VOM misuses. Cultivate a profitable habit for selecting Triplet design-firsts.



**TRIPLETT**  
BLUFFTON, OHIO 45817

*super-safe*  
**Triplet. The easy readers**

CIRCLE NO. 64 ON FREE INFORMATION CARD

[www.americanradiohistory.com](http://www.americanradiohistory.com)

# Popular Electronics®

WORLD'S LARGEST SELLING ELECTRONICS MAGAZINE

## FEATURE ARTICLES

<b>FOCUS ON HI-FI</b> .....	41
<b>BUILD A DIRECT-DRIVE TURNTABLE</b> .....	George Meyerle 41
<i>Automatic pitch control and meter-readout "strobe."</i>	
<b>HOW GOOD ARE FERRICHRROME &amp; OTHER NEW CASSETTE TAPES?</b> .....	Julian D. Hirsch 46
<i>Performance tests of latest "super" tapes.</i>	
<b>NEW TRENDS IN HI-FI ELECTRONICS</b> .....	Len Feldman 49
<i>Latest developments in circuitry and components.</i>	
<b>CHOOSING A PHONO CARTRIDGE</b> .....	Julian D. Hirsch 59
<i>Guide to various types available and how to interpret specs.</i>	
<b>A NEW INDUSTRY STANDARD FOR FM TUNER MEASUREMENT, PART 2</b> .....	Len Feldman 61
<b>THE MYSTERIOUS "NEGISTOR"</b> .....	Richard Phares 69
<i>A negative-resistance element with many useful applications.</i>	
<b>BLACK BOX QUIZ</b> .....	Robert P. Balin 76
<b>PROGRAMMING NOTES FOR THE ALTAIR 680 μCOMPUTER</b> .....	H. Edward Roberts & Paul Van Baalen 80
<b>SELECTING A CALCULATOR</b> .....	John T. Frye 94

## CONSTRUCTION ARTICLES

<b>BUILD A DIRECT-DRIVE TURNTABLE</b> .....	George Meyerle 41
<b>THE PROGRAMMABLE MUSIC BOX</b> .....	Mitchell Waite & Larry Brown 63
<i>Compose your own tunes for playback at any time.</i>	
<b>PERSONAL TIMING TESTER</b> .....	J. R. Davies 77
<i>Check your sense of timing with this unique project.</i>	

## COLUMNS

<b>SOLID STATE</b> .....	Lou Garner 22
<i>Solid-state Gift Giving.</i>	
<b>TEST EQUIPMENT SCENE</b> .....	Leslie Solomon 99
<i>The Microprocessor Revolution.</i>	
<b>CB SCENE</b> .....	Lee Craig 101
<i>The FCC changes some CB rules.</i>	
<b>EXPERIMENTER'S CORNER</b> .....	Forrest M. Mims 105
<i>Applications for Quad Op Amps.</i>	

## PRODUCT TEST REPORTS

<b>PIONEER MODEL TX-9500 AM/STEREO FM TUNER</b> .....	82
<b>TANDBERG MODEL TCD-310 STEREO CASSETTE DECK</b> .....	84
<b>E. F. JOHNSON MESSENGER 123SJ CB MOBILE TRANSCEIVER</b> .....	86
<b>FLUKE MODEL 1900A MULTI-FUNCTION FREQUENCY COUNTER</b> .....	87
<b>VECTOR ELECTRONIC MODEL P173 WIRING PENCIL</b> .....	88

## DEPARTMENTS

<b>EDITORIAL</b> .....	Art Salsberg 4
<i>The Art of Prognostication.</i>	
<b>LETTERS</b> .....	6
<b>OUT OF TUNE</b> .....	6
<i>"Experimenting With Phase-Locked Loops" (October 1975)</i>	
<b>NEW PRODUCTS</b> .....	12
<b>NEW LITERATURE</b> .....	16
<b>NEWS HIGHLIGHTS</b> .....	32
<b>TIPS &amp; TECHNIQUES</b> .....	98
<b>ELECTRONICS LIBRARY</b> .....	103
<b>OPERATION ASSIST</b> .....	104
<b>EDITORIAL INDEX TO VOLUMES 7 &amp; 8 (1975)</b> .....	107
<b>ADVERTISERS INDEX</b> .....	124

POPULAR ELECTRONICS, December 1975, Volume 8, Number 6, Published monthly at One Park Avenue, New York, NY 10016. One year subscription rate for U.S., \$6.98; U.S. Possessions and Canada, \$7.98; all other countries, \$8.98. Second Class postage paid at New York, NY and at additional mailing offices. Authorized as second class mail by the Post Office Department, Ottawa, Canada and for payment of postage in cash. Subscription service and Forms 3579: P.O. Box 2774, Boulder, CO 80302. POPULAR ELECTRONICS including ELECTRONICS WORLD, Trade Mark Registered. Indexed in the Reader's Guide to Periodical Literature. COPYRIGHT © 1975 BY ZIFF-DAVIS PUBLISHING COMPANY. ALL RIGHTS RESERVED.

Ziff-Davis also publishes Boating, Car and Driver, Cycle, Flying, Modern Bride, Popular Photography, Skiing and Stereo Review.  
**Editorial correspondence:** POPULAR ELECTRONICS, 1 Park Ave., New York, NY 10016. Editorial contributions must be accompanied by return postage and will be handled with reasonable care; however, publisher assumes no responsibility for return or safety of manuscripts, art work, or models.  
**Forms 3579 and all subscription correspondence:** POPULAR ELECTRONICS, Circulation Dept., P.O. Box 2774, Boulder, CO 80302. Please allow at least eight weeks for change of address. Include your old address, enclosing, if possible, an address label from a recent issue.

**EDGAR W. HOPPER**  
Publisher

**ARTHUR P. SALSBERG**  
Editorial Director

**LESLIE SOLOMON**  
Technical Editor

**JOHN R. RIGGS**  
Managing Editor

**ALEXANDER W. BURAWA**  
Feature Editor

**EDWARD I. BUXBAUM**  
Art Director

**JOHN McVEIGH**  
Assistant Editor

**ANDRE DUZANT**  
Technical Illustrator

**PATRICIA BROWN**  
Editorial Assistant

**LOU GARNER**  
**GLENN HAUSER**  
**JULIAN D. HIRSCH**  
**RALPH HODGES**  
**ART MARGOLIS**  
**FORREST MIMS**  
**JERRY OGDIN**  
**WILFRED M. SCHERER**  
Contributing Editors

**JOSEPH E. HALLORAN**  
Advertising Director

**JOHN J. CORTON**  
Advertising Sales

**LINDA BLUM**  
Advertising Service Manager

**PEGI McENEANEY**  
Executive Assistant

**STANLEY NEUFELD**  
Associate Publisher

ZIFF-DAVIS PUBLISHING COMPANY  
Popular Electronics  
Editorial and Executive Offices  
One Park Avenue New York, New York 10016  
212-725-3500  
Hershel B. Sarbin, President  
Furman Hebb, Executive Vice President  
Vincent Perry, Financial Vice President and Treasurer  
Phillip T. Heffernan, Senior Vice President, Marketing  
Edward D. Muhlfield, Senior Vice President, Sports Division  
Philip Sine, Senior Vice President  
Frank Pomerantz, Vice President, Creative Services  
Arthur W. Butzow, Vice President, Production  
Lawrence Sporn, Vice President, Circulation  
George Morrissey, Vice President  
Sydney H. Rogers, Vice President  
Sidney Holtz, Vice President  
Al Traina, Vice President  
Philip Korsant, Vice President  
Paul H. Chook, Vice President, Market Planning  
Charles B. Seton, Secretary  
Edgar W. Hopper, Vice President, Electronics Div.  
William Ziff, Chairman  
W. Bradford Briggs, Vice Chairman

Midwestern Office  
The Pattis Group, 4761 West Touhy Ave.,  
Lincolnwood, Illinois 60644, 312 679-1100  
GERALD E. WOLFE, THOMAS HOCKNEY  
Western Office  
9025 Wilshire Boulevard, Beverly Hills, CA 90211  
213 273-8050; BRadshaw 2-1161  
Western Advertising Manager, BUD DEAN  
Japan: James Yagi  
Oji Palace Aoyama, 6-25, Minami Aoyama  
6 Chome, Minato-Ku, Tokyo 407-1930/6821,  
582-2851



The publisher has no knowledge of any proprietary rights which will be violated by the making or using of any items disclosed in this issue.



## Editorial

### THE ART OF PROGNOSTICATION

The holiday season often induces editors to take a crack at predicting new developments for the coming year—sometimes even for the next decade. The short-range forecast is easier. I remember from my RCA days, for example, when we were developing MOSFET's for military surveillance equipment, that the next yield was to be aimed at hi-fi tuners. The latter didn't come to pass for almost two years, however, so I could have wrapped myself in the cloak of a remarkable prognosticator if I had predicted it at the time.

I look upon *long-range* forecasters such as Jules Verne and General David Sarnoff with considerable awe. They passed the true test of imagination and perception. For example, when H.G. Wells said in 1927 that radio stations would be talking to a phantom army of non-existent listeners, Sarnoff likened his remarks to the guffaws that greeted the possibility of a horseless carriage.

Considering long-range predictions further, I reviewed my May 1972 issue of the *Proceedings of the IRE*, which was celebrating its 50th anniversary with coverage of the past, present and future of electronics. For the latter, a host of engineering leaders was enlisted to present views on what electronics would be like in the year 2012. Here are some of the predictions made 13 years ago:

*Peter Goldmark* envisioned a moon-to-earth Citizens Radio Service in the millimeter band, high-power wristwatch transceivers, large "digital" color TV screens mounted flush with the wall, and a proposal in 2012 for a 120-megabit TV standard. *N. Rochester* "saw" an automatic computing machine handbook to store data and calculation procedures and execute problems. *Sir Noel Ashbridge* felt that binary digit techniques would lead to development of picture electronics and scanning would be discarded in favor of a bit-controlled element screen. *Yasujiro Niwa* believed that transmitted foreign languages would be converted automatically to the local language of the receiver. *Harry F. Olson* noted that a printed page would be converted to speech by a print reader and speech synthesizer. *George D. Watkins* visualized living-cell amplifiers, with a basic nutrient providing the power (such as an undersea repeater living off the water's micro-organisms). *Marvin Camras* foresaw a moneyless society, where all purchases would be charged directly to one's bank account through the use of magnetic credit cards. *Austin Bailey* estimated that there would be 13 million mobile telephones by 1980. *Benjamin B. Bauer* speculated that wireless transmission of multichannel information to special earphones would give people freedom of motion. *W.D. Lewis* envisioned electrical access to reference libraries.

And *E.A. Sack* conjectured that by 1980 AM stations would be playing the same 20 records 90% of the time, so one national station was proposed. He also said that the Communications Act of 2008 would have ended the existing spectrum shortage. All information would first be transmitted to Washington by surface mail for review, transmission priority would be determined by a review board, and redundant information would be mailed monthly on tape.

Well, why don't we all check this out here in 2012?

**Best Wishes for a Joyous Holiday Season  
and a Happy New Year**

# You'll go nuts over our computers!



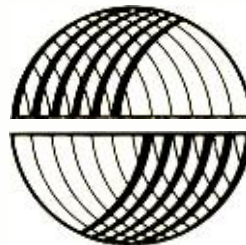
## And the Sphere Computer System costs less than anyone else's terminal.

Completely intelligent micro-systems . . . that's what we offer. Just look at the features, and the prices. No compromising, with no short cuts! Recently at WESCON, SPHERE also demonstrated its new, full-color and B/W graphics terminal — and we have other new products, to be just as revolutionary as the SPHERE 1 SYSTEM was when we released it last June. SPHERE 'R & D' will keep ahead of your demands, no matter the state of the art. Take one look at our catalogue, then call or write us today.

KIT \$350	ASM \$520*	<b>ONE-CARD COMPUTER:</b> Motorola 6800 microprocessor, 4K RAM, 512 bytes EPROM (containing a Program Development System), a REAL-TIME CLOCK, 16 LINES OF DIGITAL I/O, hard wired ROM Monitor, and a serial type interface. This is the 100-quantity price, extended to the hobby user for a limited time on a single unit.	KIT \$999	ASM \$1499*	<b>SPHERE 2:</b> Includes all features of SPHERE 1, plus serial communications and audio cassette or MODEM interface.
522	622	<b>CPU BOARD:</b> Motorola 6800 microprocessor, 4K RAM, 1K EPROM (containing an EDITOR, ASSEMBLER, DEBUGGER, COMMAND LANGUAGE, CASSETTE LOADER, DUMPER, UTILITIES), and a REAL-TIME CLOCK.	1765	2250*	<b>SPHERE 3:</b> Includes all the features of SPHERE 2, plus memory totaling 20k which is sufficient to run full extended BASIC Language.
860	1400*	<b>SPHERE 1:</b> Includes the CPU BOARD described above, plus 512 character video with full ASCII keyboard and numeric/cursor keypad, power supply, chassis, manuals and associated parts.	6100	7995*	<b>SPHERE 4:</b> Includes all of the features of SPHERE 3, except the cassette has been replaced by an IBM-compatible Dual Floppy Disk System. This system includes a Disk-operating System and BASIC Language and a 65 LPM line printer.
			(various)		<b>OTHER SPHERE PRODUCTS:</b> Light pen option; full color and B/W video graphics system, low cost Dual Floppy Disk System; and full line of low cost peripherals.

\*This ASSEMBLED SPHERE System includes the complete chassis, and video monitor as pictured below.

### The Whole System:



**SPHERE  
CORPORATION**

791 South 500 West Dept. 122  
Bountiful, Utah 84010

(801) 292-8466

CIRCLE NO. 57 ON FREE INFORMATION CARD



# Letters

## ADDING FUNCTIONS TO CALCULATORS

I was very pleased to find "How to Add Functions to Simple Hand Calculators" in the September 1975 issue. I immediately added the extra functions as described in the article. —David Thorn, Florissant, Mo.

The description of how to use the constant function in the article could use some clarification. To multiply by the constant, it is necessary to clear and then press the constant key once. Then insert the numerals via the keyboard. For example,  $2 \times 2 = 4$ . To continue multiplying any other number by 2, enter the new number and then operate only the constant key. To divide, hit clear, press the constant key, enter the first number, hit  $\div$ , the number you want as the constant divisor, and  $=$ . Thereafter, enter the new number and press the constant key. Otherwise, pressing the constant key successively will only result in

multiplying or dividing the first entry by the same number ad infinitum. —Robert Peel, Winston-Salem, N.C.

## PRO'S AND CON'S OF KARNAUGH MAPS

Just a quick note to let you know that I really enjoyed "Karnaugh Maps for Fast Digital Design" (September 1975). I hope to see more theory articles like this in the future. —Lawrence Corrado, Manitowoc, Wisc.

The Karnaugh map has been very useful in the past as a logic minimization tool, but is it necessary today? Recently, I programmed six 8223 PROM's, and all I had to do to solve a five-variable problem was simply to write the truth table into the PROM's. My truth table is implemented in just one chip, and there is nothing to minimize. —Lawrence Marinaccio, Wampum, Pa.

## CB WAVE TRAP NOTE

The CB wave trap described in the July 1975 CB Scene was just what I was looking for to cure an interference problem. However, I noticed that no value was given for the home-brew coil. For those readers who would prefer to buy a ready-made coil, I have calculated the value needed: 1.5  $\mu$ H. With L set at 1.5  $\mu$ H, the trimmer capacitor should be adjusted so that its effective value is 23 pF. Stray capacitances might

make it necessary to vary this setting slightly. Sufficient capacitance range should be obtainable from the 3-to-30-pF trimmer specified. (A 1.5- $\mu$ H coil is available as Miller part No. 4604 or from Lafayette Radio Electronics as part No. 34-86644.) —Donald M. Keller, Dillsburg, Pa.

## ULTRASONIC TRANSDUCER SOURCE

I had some difficulty locating a supplier of transducers for the ultrasonic relay in the "Phased-Locked Loop" article in the October 1975 issue. I finally located a source: Delta Electronics, Box 1, Lynn, MA 01903. The Stock No. P6000 transducer sells for \$3 each or two for \$5. —L.H. Wels, Los Angeles, Calif.

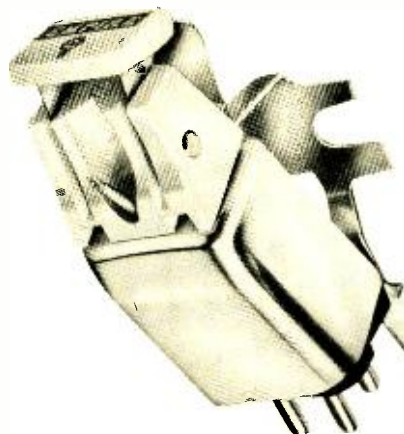
# Out of Tune

"Experimenting with PLL's," (October 1975. Fig. 1: C1 goes between TR1 and the junction of R1 and R2; R6 is 2700 ohms; R8 is 10,000 ohms. Fig. 2: the + side of C8 goes to pin 4 of IC1; the - side to ground. Fig. 3: R1 goes between pins 5 and 6 of IC1; R1 = 2200 ohms, R2 = 100,000 ohms, R3 = 180,000 ohms, R4 = 22,000 ohms, R5 = 330 ohms, R6 is the load resistance which must be over 150 ohms. Fig. 4: R13 = 100 ohms.

# 3 GOOD REASONS FOR BUYING AN EMPIRE CARTRIDGE

**1. YOUR RECORDS WILL LAST LONGER.** Unlike ordinary magnetic cartridges, Empire's variable reluctance cartridges have a diamond stylus that floats free of its magnets. This imposes much less weight on the record surface and insures much longer record life.

**2. YOUR RECORDS WILL SOUND BETTER.** Empire sound is spectacular.



Distortion at standard groove velocity does not exceed .05%. Instruments don't waver; channel separation is razor sharp.

**3. MORE CARTRIDGE FOR YOUR MONEY.** We use 4 poles, 4 coils and three magnets in our cartridge (more than any other brand). Each cartridge must pass rigid tests before shipment.

For more good reasons to buy an Empire cartridge write for your free catalogue: EMPIRE SCIENTIFIC CORP., Dept. Z, Garden City, N.Y. 11530.


**EMPIRE**

POPULAR ELECTRONICS



CHOOSE FROM  
THE MOST  
COMPLETE LINE OF  
CB RADIOS WITH TOP  
PERFORMANCE, CLASS,  
AND RUGGEDNESS.  
MOBILE. BASE.  
HAND-HELD.

A GIFT THAT WILL 'TALK'  
ALL YEAR LONG...  
IN ALL SEASONS:  
A PACE CB RADIO



- **CB 143** — *Maxi—Mini:*  
Maximum power in a mini-sized  
package. \$139.95



- **CB 144** — *Full feature personal  
2-way:* For those who are budget-  
minded, yet want a combination of  
performance, style and ruggedness.  
\$189.95



- **CB 145** — *Deluxe transceiver with  
two weather channels (WX-1 and WX-2)*  
\$209.95



- **CB 2300** — *The Top Choice of the  
truckers: Improved and ruggedized.  
U.S. made.* \$234.50



- **1000M Sidetalk** — *Mobile 23  
channel AM and 46 channel SSB.  
Style and performance.* \$369.95



- **1000B Sidetalk** — *Base 23  
channel AM and 46 channels SSB.  
Functional, style and performance.*  
\$469.95

Other quality PACE CB transceivers such as, hand-helds, mobiles  
and base stations available at your local distributor.  
See him today for your "ULTRA-RELIABLE CB COMMUNICATIONS:  
PACE" Or write for details.

**((P)) PATHCOM INC. PACE TWO-WAY RADIO PRODUCTS**

24049 S. Frampton Ave., Harbor City, CA. 90710, 62

Available in Canada from Superior Electronics Inc. Export (all other parts of the world): 2200 Shamus Dr., Westbury, N.Y. 11590.

# Ever wonder why no other TV/Audio home study school puts its prices in its ads?

**Maybe it's because they can't match this value!**

No other school gives you a choice of five ways to learn TV/Audio servicing, with complete courses starting as low as \$370... with convenient, inexpensive time payment plans. The Master Color TV/Audio training course gives you a unique, engineered-for-training 25" diagonal color set with all the electronic instruments you need for as much as \$600 under the next leading home study school's comparable course. NRI quotes its prices because we believe you get the top educational value from NRI.

## **You pay less because NRI passes its savings on to its students.**

NRI pays no salesmen. We buy no outside "hobby kits" for our experiments or training kits. NRI designs its own instruments and TV sets... to give you great performance plus real training that you can put to practical use. The result is low tuition rates without the penalty of exorbitant interest charges for time payments. We pass the savings on to you.

## **More than 1 million students have come to NRI for home training.**

Home study isn't a sideline with NRI. We've been its innovating leader for 60 years. More than one million students have enrolled in our many career courses. NRI is one of the few home study schools with a full-time staff of engineers, authors and editors to help you with any problem. NRI graduates will tell you: you can pay more, but you can't buy better training.

## **15 Electronic courses available... including digital computer training and complete communications.**

Send for the free NRI electronics catalog and check out the full spectrum of courses available, including Color TV, FCC Licensing, Complete Communications Electronics, Computer Electronics, Marine and Aircraft Electronics, Mobile Communications, etc.



**Mail the card for your Free NRI catalog. No salesman will call.**

**AVAILABLE FOR CAREER STUDY UNDER GI BILL**  
Check the GI Bill Box on the card for information.




**NRI SCHOOLS**  
McGraw-Hill Continuing Education Center  
3939 Wisconsin Avenue,  
Washington, D.C. 20016

## good with 7 kits ... \$370

Or low monthly terms


A basic TV/Audio Servicing Course including 7 training kits for your experiments. You build your own solid-state radio, solid-state volt-ohmmeter, and experimental electronics lab. Includes 65 bite-size lessons (16 on color TV), 15 special reference texts with hundreds of servicing short cuts, tips on setting up your own business, etc. This completely up-to-date course covers black & white and color TV, FM multiplex receivers, public address systems, antennas, radios, tube, transistor and solid-state circuits.



## better ...with 11 kits and B/W TV... \$465

Or low monthly terms

A complete course in B&W and Color TV Servicing, including 65 lessons (16 on color TV), 15 special reference texts and 11 training kits. Kits you build include your own solid-state radio, solid-state volt-ohmmeter, experimental electronics lab, plus a 12" diagonal solid-state black & white portable TV ... to build and use. At each assembly stage, you learn the theory and the application of that theory in the trouble-shooting of typical solid-state TV sets.



## better yet with 11 kits and 19" diag. Color TV... \$795

Or low monthly terms

The course includes 53 lessons and reference texts plus kits and experiments to build a superb solid-state 19" diagonal color TV receiver ... complete with rich woodgrain cabinet, and engineered specifically for training by NRI's own engineers and instructors. This handsome set was designed from the chassis up to give you a thorough understanding of circuitry and professional trouble-shooting techniques. You build your own solid-state volt-ohmmeter, and experimental electronics lab.



## best ...with 14 kits and 25" diagonal Color TV... \$1,095

Or low monthly terms

The ultimate home training in Color TV/Audio servicing with 65 bite-sized lessons, 15 reference texts, and 14 training kits ... including kits to build a 25" diagonal Color TV, complete with handsome woodgrain console cabinet; a wide band, solid-state, triggered sweep, service type 5" oscilloscope; TV pattern generator; digital multimeter, solid-state radio, and experimental electronics lab.

This Master course combines theory with practice in fascinating laboratory units. Unlike "hobby kits", the NRI color TV was designed with exclusive "discovery" stages for experimentation and learning. Building the set will give you the confidence and ability to service any color TV set on the market. And you'll have a magnificent set for years of trouble free performance.



## Plus Advanced Pro Color... \$645

Or low monthly terms

An advanced Color TV Servicing Course for experienced technicians, 18 color lessons, 5 new "Shop Manuals", and NRI 18" diagonal Color TV training kit are included.



# New Products

Additional information on new products covered in this section is available from the manufacturers. Either circle the item's code number on the Reader Service Card inside the back cover or write to the manufacturer at the address given.

## NAKAMICHI MICROPHONE SYSTEM

Nakamichi Research's Tri-Model Microphone System consists of three CM-300 electret condenser mikes, each of which comes with cardioid (CP-1) and omnidirectional (CP-2) capsules. Windscreens, connecting cables, batteries and swivel stand adapters complete the package. The CP-1 element has a rated frequency response of 30 to 18,000 Hz  $\pm 3.5$  dB. The CP-2 claims a response of 30 to 15,000 Hz  $\pm 3.5$  dB. Both units have a 200-ohm nominal impedance, and a weighted S/N of better than 50 dB. The system is packaged in a carrying case. Several options are available—a special pin-point (super-omni) capsule, CP-3, and a shotgun unit with windscreen CP-4. \$300.

CIRCLE NO. 70 ON FREE INFORMATION CARD

## LUX STEREO PREAMPLIFIER

Lux Audio's Luxman CL-350 Stereo Preamplifier offers six input pairs, including two sets of phono inputs, one with adjustable impedance from 30,000 to 100,000 ohms in three steps, and the other for use with moving-coil cartridges. Stereo microphone inputs are provided, each with an independent preamplifier. Three auxiliary high-level inputs are available, two of



which have rear-panel, variable-sensitivity controls. Independent negative-feedback tone controls are incorporated for each channel, with a choice of three turnover points each for bass and treble. High- and low-frequency filters provide a choice of two cutoff frequencies each. An internal control adjusts upper bass (150 to 300 Hz) response over a  $\pm 0.6$ -dB range to match speakers and room acoustics. A head-

phone jack has its own amplifier, and a rear-panel control matches headphone level to that from speakers. Claimed frequency response is 10 to 50,000 Hz ( $-1$  dB), output is 1 V nominal (7 V maximum), THD is 0.02% at 2 V output, phono S/N is 63 dB at 1000 Hz, and S/N for Aux inputs is 80 dB. The front panel is smoked silver, and the cabinet has natural-wood finish. \$495.00.

CIRCLE NO. 71 ON FREE INFORMATION CARD

## PAIA PORTABLE PRACTICE AMPLIFIER KIT

PAIA Electronic's new Pygmy is a battery-powered, portable amplifier (in kit form) for use with musical instruments. Power output is rated at 1.2 W rms. Other features include a built-in 5" (12.7-cm) acoustic suspension speaker, selectable headphone/line or low-level outputs, and a  $\frac{1}{2}$ " (1.3-cm) plywood vinyl-covered case. Weighs 6 lb (2.7 kg). \$39.95.

CIRCLE NO. 72 ON FREE INFORMATION CARD

## PEARCE-SIMPSON MINI MOBILE TRANSCEIVER

Pearce-Simpson's new Alleycat 23 mobile transceiver is a compact all-channel unit with a dual-conversion superhet receiver. Other features are a ceramic filter, S/r-f



meter, anl, squelch, and a noise-cancelling mike. The dual meter glows amber on receive, red when transmitting, and bright red during modulation. Rated sensitivity is 0.5  $\mu$ V for 10 dB S + N/N, and power output is 4 watts. The Alleycat 23 requires a 13.8-volt, positive or negative ground supply. It draws 0.28 A during squelched receive, 0.9 A unsquelched, and 1.3 A on transmit with maximum modulation. The black vinyl case measures 8 $\frac{1}{8}$ " D  $\times$  5" W  $\times$  1 $\frac{1}{2}$ " H (20.6  $\times$  12.7  $\times$  3.8 cm), and weighs 3.3 lb (1.5 kg). \$119.95.

CIRCLE NO. 73 ON FREE INFORMATION CARD

## ALTEC LANSING BOOKSHELF LOUDSPEAKER

The Model Three, part of Altec Lansing's new line of speakers, is a two-way bookshelf system. Program material below 1500 Hz is handled by a 10-inch (25.4-cm) high-efficiency woofer. Above the cross-over frequency, a 4-inch (10.2-cm) frame cone driver takes over. The vented cabinet is made of oiled natural oak, and its baffleboard is also finished. Black knit fabric forms the grille, and is mounted on a removable frame. \$119.

CIRCLE NO. 74 ON FREE INFORMATION CARD


## ELENCO CONVERGENCE GENERATOR

Elenco's new Model SG-200 convergence generator offers a choice of 10 different patterns, including full or gated rainbow color bars, 4 crosshatch and 4 dot patterns. The heart of the generator is a quartz crystal oscillator. Linearity of horizontal and vertical lines is said to be better than 0.1%. R-f carrier output is preset for channel 3, but can be easily changed for channels 2 through 5. The ac unit is housed in a die-cast aluminum case. Measures 5 $\frac{7}{8}$ "  $\times$  4 $\frac{1}{2}$ "  $\times$  1 $\frac{3}{4}$ " (14.9  $\times$  11.4  $\times$  4.4 cm) and weighs 25 oz (710 g). \$99.95

CIRCLE NO. 75 ON FREE INFORMATION CARD

## ZI-TECH LOGIC PROBE

The Zi-Tech division of the Aikenwood Co. announces its new Logic Probe, Model LP-7000. It displays high and low logic levels and acts as a pulse counter for both



TTL and CMOS logic. Threshold levels are automatically adjusted when switching from one family to the other. By pressing a pushbutton, pulses as narrow as 50 ns are detected, counted and stored by a two-bit binary counter. Counting frequency is in excess of 10 MHz, according to the manufacturer. Rated input impedance is 2 megohms, and continuous overvoltage inputs of up to 250 V can be applied without damage, according to Zi-Tech. \$110. Address: Zi-Tech Div., Aikenwood Co., 233 Forest Ave., Palo Alto, CA 94301.

## "BIG MOMMA" MOBILE CB ANTENNA

Antenna Specialists' Model 419 "Big Momma" is designed for use on mobile homes, long-haul trucks, and other heavy vehicles. The antenna has a heavy-duty loading coil, and a stainless steel whip attached to an aluminum mast. A cast aluminum mounting bracket may be pivoted for either vertical or horizontal mirror frame installation. The mirror mount is terminated in an SO-239 standard coaxial jack. \$29.95

CIRCLE NO. 76 ON FREE INFORMATION CARD

## TEAC FM STEREO TUNER

The Model T-101, part of the Accuphase by Teac line, can be switched to give priority to either selectivity or low distortion, depending on the nature of the incoming signal. Among its other features are separate multipath, signal-strength, and center-

"Breaker . . . Breaker . . ."

# Break-through with **BREAKER!**

The New Freedom Line of CB Mobile and Base Antennas and Accessories made in the U.S.A. for communications between people.

A wide selection of "revolutionary" new CB High Efficiency communications antennas of superior strength, electronically and physically, for all the talk power your CB rig will deliver—coming and going in the 27 Megahertz frequency band.

Mobile Breaker antennas for cars, trucks, trailers, sports cars, station wagons, motorcycles, boats. Breaker base station antennas to communicate with mobiles and hand helds . . . all designed specifically for the outstanding transmission and reception of CB signals.

The high quality and materials of the Breaker CB antennas and accessories assure you the maximum in performance for many years and at reasonable cost. Performance-tested Breaker CB antennas offer you these advantages plus more:

- ★ Easily adjust for lowest VSWR
- ★ Long-life stainless steel and fiberglass whips
- ★ Highest quality coaxial cable with solderless connections
- ★ Innovative engineering designs
- ★ Packaged for quick, easy installation to get you on the air fast, complete with cables and hardware

All Breaker antennas are American made in Arlington, Texas. In keeping with the tradition of the Bi-Centennial they are proudly named after our revolutionary heroes and places. Red, white and blue are also the colors of Breaker. Chosen because we too are very proud of our heritage and contribution to making exciting products for use by people communicating with people. See and buy the Freedom line of Breaker antennas and accessories at your nearest electronic distributor. Look for the red, white and blue packaging.

WRITE FOR FREE CATALOG.

## GEORGE WASHINGTON

**West Coast Mirror Mount  
Dual Truck, RV Antennas  
Model 10-200**

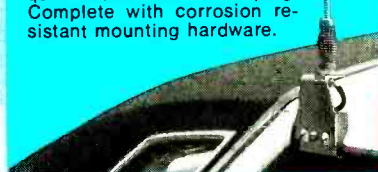
Weather resistant dual 57" stainless steel whip antennas with static arrestor tips. Secure horizontal or vertical mounting to West Coast side view truck type mirrors. Twin antennas co-phased for more directional power and easily adjustable for fine tuning. Hermetically sealed, white oversized ABS center load. Dual 18' low-loss coaxial phasing harnesses with solderless connectors and quick disconnect PL-259 plugs. Complete with corrosion resistant mounting hardware.



## INDEPENDENCE

**Gutter Mount Antenna  
Model 10-245**

Low-profile 21" stainless steel whip antenna with static arrestor and flex-matic shock spring. Fits practically any vehicle rain gutter. No interference with door opening or passenger exit. Heavy-duty molded clamp bracket insulates and supports antenna. Center loaded ABS load coil for excellent transmission and reception. 14' coaxial cable with solderless connector and quick-disconnect PL-259 plug. Complete with corrosion resistant mounting hardware.



## PAUL REVERE

**Roof Mount Antenna  
Model 10-215**

Special "power-plus" 42" base-loaded roof mount with long-life stainless steel whip, rugged stainless steel shock spring and high-quality 16-ft. shielded coax cable and solderless connections for fast "on-the-air" installation. Named after the famed communicator and hero of revolutionary era.



## THE PATRIOT

**Omni-directional  
¼-Wave Base Antenna  
Model 11-101**

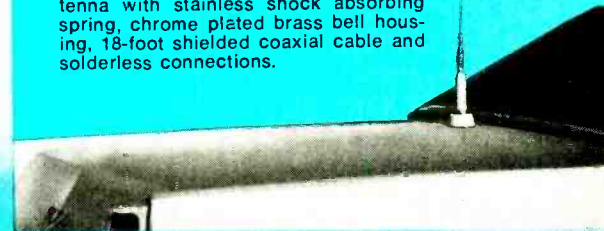
High in quality, performance and efficiency, low in cost. Has three 108" quarter wave tubular aluminum radials plus a quarter-wave radiator (vertical element). Heavy-duty U-clamp fits mast up to 1 5/8" diameter. Built-in lightning protector. SO-239 style connector mount. Mates with PL-259 plug. Shunt loaded coil. Heavy duty insulated molded clamp bracket. Easy to assemble and dis-assemble. Fixed construction.



## THE MINUTEMAN

**Trunk Mount Antenna Model 10-230**

Sturdy, durable, no-hole required in trunk of vehicle. Super 44" stainless steel whip, base loaded low-profile antenna with stainless shock absorbing spring, chrome plated brass bell housing, 18-foot shielded coaxial cable and solderless connections.




"Just say it with Breaker!"

**BREAKER**  
CORPORATION

1101 Great Southwest Parkway  
Arlington, Texas 76011

CIRCLE NO. 27 ON FREE INFORMATION CARD

www.americanradiohistory.com



**The antenna  
specialists CB antenna.  
We give it our  
stamp of approval  
before we ask you  
to give it yours.**

For the 20th consecutive year, more Antenna Specialists brand antennas are in use than *all other brands combined*. Three reasons: proven, superior engineering and workmanship so *they work better* ... clean, simple, professional designs ... so *they look better* ... highest quality components so *they last longer*.

*look for the stripes of quality*

**the antenna  
specialists co.**



® "Stripes of Quality"

a member of **The Allen Group Inc.**  
12435 Euclid Ave., Cleveland, Ohio 44106  
Export: 2200 Shames Drive, Westbury, LI, New York 11590  
Canada: A.C. Simmonds & Sons, Ltd.

*number one CB antenna by a country mile*

# the tougher the trail the more you need the best cb antenna you can buy.

Don't gamble on CB communications failing when you need it most. Insist on genuine Antenna Specialists brand antennas, field proven for 18 years in more than 3 million mobile installations. Designed and constructed with components identical to our professional antennas, such as 17-7 PH stainless steel whips that won't snap off on a low branch . . . and triple-plated brass hardware that won't rust on your first trip. Look for the Stripes of Quality. It's your assurance of performance and reliability over the long haul.

**the antenna  
specialists co.**



© "Stripes of Quality"

a member of **The Allen Group Inc.**  
12435 Euclid Ave., Cleveland, Ohio 44106  
Export: 2200 Sharnes Drive, Westbury, L.I., N.Y. 11590  
Canada: A.C. Simmonds & Sons, Ltd.



**Number one by a country mile!**

# number one cb antennas by a country mile!

One reason why Antenna Specialists' CB antennas are the world's most popular is that it doesn't take a mechanic and three engineers to install 'em.

Our model M-176 Quick Grip,<sup>®</sup> for instance. Solderless connections. No holes to drill. Clamps to your truck lid in seconds, yet it's a clean permanent installation with cable completely concealed.

And if you don't have a trunk, there are other A/S models equally simple to install for every vehicle known to man.

. . . all with the same highest quality components and workmanship that insure maximum range and long life.

**the antenna  
specialists co.**




© "Stripes of Quality"

a member of **The Allen Group Inc.**  
12435 Euclid Ave., Cleveland, Ohio 44106  
Export: 2200 Sharnes Drive, Westbury, L.I., N.Y. 11590  
Canada: A.C. Simmonds & Sons, Ltd.



**"look for the  
stripes of quality"**

# The \$300 alternative.



SAE MARK XVII  
Dual-Channel Equalizer

Your tone controls are just not designed to compensate for

- Room acoustics
- Speaker placement
- Old or bad recordings

We built the Mark XVII Equalizer to solve these problems and more. These are some of the ways:

- Individual Octave Control for each channel
- Long throw, oil-damped linear slide pots for greater accuracy
- Dual range operation (controls operate over either  $\pm 8\text{dB}$  or  $\pm 16\text{dB}$ )

#### Plus

- Capable of driving any system
- Low distortion—less than 0.03% THD and IM
- Low noise—greater than 90dB
- 5-year parts and labor service contract
- SAE's reputation as the finest manufacturer in the audio field

You'd have to look a long time to find an EQ that delivers this much value. SAE innovation has done it.

Components for the connoisseur.



Scientific Audio Electronics, Inc. PE-12-75  
P.O. Box 00271, Terminal Annex  
Los Angeles, California 90060

Please send me the reasons (including available literature) why the SAE MARK XVII Dual-Channel Equalizer is the "\$300 Alternative."

NAME \_\_\_\_\_  
ADDRESS \_\_\_\_\_  
CITY \_\_\_\_\_ STATE \_\_\_\_\_ ZIP \_\_\_\_\_

CIRCLE NO. 52 ON FREE INFORMATION CARD

tune meters; a dual-gate MOSFET front end, a buffered local oscillator, and a variable selectivity circuit employing lumped and piezoelectric filters. A PLL multiplex demodulator provides good channel separation. Spurious signal rejection is claimed to be 100 dB, and image rejection, 80 dB. The dial scale is 24.5 cm (10-in.) long, calibrated at 250-kHz intervals. Both fixed and variable level outputs are provided. \$450.

CIRCLE NO. 77 ON FREE INFORMATION CARD

#### SIMPSON VOM

Simpson's Model 260-6XL supplements its 260™ family of VOM multimeters. Featured are additional range coverage, including two low-power ohms ranges, and shock-and drop-resistant construction. A total of thirty-three ranges is provided, and color-keyed meter scales facilitate measurements. The VOM can measure ac and dc volts from 0 to 1000 V, dc and ac current from 0 to 5 A, resistance (standard) on  $R \times 1$  to  $R \times 10\text{K}$  ranges, and low-ohms on  $R \times 1$  and  $R \times 10$  ranges with a claimed maximum measuring power of 0.125 mW. Options include probes for high voltages and currents. \$90.00

CIRCLE NO. 78 ON FREE INFORMATION CARD

#### FONEAIDS ANSWERING DEVICE

The Call Valet is a telephone record/answering adaptor introduced by Foneaids, a division of Eico. It can be used as an "announce only" unit utilizing only one cassette recorder, or as an answerer and recorder (for copying the caller's message) using two cassette recorders. \$39.95.

CIRCLE NO. 79 ON FREE INFORMATION CARD

#### BLONDER-TONGUE ANTENNA ROTOR


The Blonder-Tongue Laboratories Model SA-1000 antenna rotor is built into a one-piece aluminum housing, will handle masts up to 1½" (3.8 cm), and requires a cable having only two conductors. Its dc motor reaches full speed before the unit turns so that maximum torque can be achieved. Reliable operation is claimed over a temperature range of  $-40^\circ\text{F}$  to  $140^\circ\text{F}$  ( $-40^\circ\text{C}$  to  $60^\circ\text{C}$ ). The control unit is housed in a high-impact polystyrene cabinet. Pressing a touch bar on the top of the unit causes rotation, which continues until the bar is released. LED's indicate direction of rotation and power application. The rotor turns at about one rpm. Lightning protection is provided, according to Blonder-Tongue.

CIRCLE NO. 80 ON FREE INFORMATION CARD

#### WELLER CORDLESS SOLDERING IRON

Weller's Model WC100 soldering iron features rechargeable NiCd batteries, low weight (5¾ oz, 163 g) and a contoured and balanced case. The tip achieves a temperature of  $700^\circ\text{F}$  ( $371.1^\circ\text{C}$ ) and can sustain it for about 15 minutes. It has a built-in work light and safety-lock switch. Three interchangeable tips are available. A plug-in overnight recharger is included.

CIRCLE NO. 82 ON FREE INFORMATION CARD



## New Literature

#### RCA INSTRUMENTATION CATALOG

The 24-page 1975-6 Electronic Instrument Catalog from RCA highlights 58 instruments, providing specifications, photos, and applications information. Accessory items (probes, cables, etc.) are covered, and optional distributor prices are listed. New instruments include a pocket clamp tester, power-line monitor, a semiconductor tester, dual-trace adapter for triggered scopes, and a 75-ohm attenuator. The rest of the RCA line (signal, color-bar, and function generators, power supplies, sound-level meter, resistance boxes, etc.) is also described. Address: RCA Distributor and Special Products Division, Cherry Hill Office, Camden, NJ 08101.

#### ALLIED PURCHASING MANUAL

The 1976 Engineering Manual and Purchasing Guide (228 pages) from Allied Electronics covers wire, cable, solid-state devices, test equipment, timers, connectors, relays, tools, capacitors, resistors, etc. Unit and bulk prices are given for each entry. \$1 postage and handling charges. Address: Allied Electronics, Dept. 76, 401 E. 8th St., Fort Worth, TX 76102.

#### MICROPROCESSOR BROCHURE

National Semiconductor's 16-bit "PACE" microprocessor is described in an illustrated brochure. The PACE (Processing and Control Element) chip contains control logic, four registers (accumulators), a ten-word stack and interrupt control circuitry. A color-mapped photograph of the chip, complete with call-outs, and a functional block diagram are included. Address: National Semiconductor Corp., Marketing Services Dept., 2900 Semiconductor Drive, Santa Clara, CA 95051.

#### HICKOK INSTRUMENT CATALOG

A new 16-page catalog, #75CBA, describes Hickok's full line of test instruments. Included are single- and dual-trace oscilloscopes, a digital multimeter, function generator, curve tracer, FET multimeters, semiconductor testers, color-bar generators, tube testers, a CRT tester/rejuvenator, and a sweep and marker alignment generator. Features, operating data, and specifications are given for each product. Address: Instrumentation and Controls Div., Hickok Electrical Instrument Co., 10514 Dupont Ave., Cleveland, OH 44114.

POPULAR ELECTRONICS



# Free Heathkit Catalog

Want a product that's really built right?  
We'll show you how to do it yourself!

A finished Heathkit product is one of the finest available — kit or assembled. But you don't have to take our word for it — independent reviewers and customers consistently praise their quality.

The reasons are simple — quality design (which is what we do) and quality construction (which is what you do).

Anyone can build one of our kits — even with no prior knowledge of electronics or kitbuilding. Our famous Heathkit assembly manuals guide you step by step with fully illustrated instructions that leave nothing to chance. We show you what to do and how to do it — even how to solder like a "pro."

We also back every purchase with expert help. Technical consultants at the factory and at Heathkit Electronic Centers from coast to coast are ready to help you every step of the way. As hundreds of thousands of satisfied Heathkit customers will attest — we won't let you fail.

Enjoy the satisfaction and savings of building fine products with your own hands — with a little help from Heath.




**New World's First Programmable Digital Stop Watch**

Program it to count up or down to 9 hrs., 59 mins, 59 secs. 8 digits; accuracy to  $\pm 0.003\%$ ; resolution to 0.01 sec. 7 functions inc. Start/Stop Elapsed, Sequential, Total Activity, Split, & Start/Stop Activity. Kit GB-1201, \$99.95



**New 2-Way Telephone Amplifiers**

Amplified "talk" & amplified "listen", with or without dialer. Use up to 10' away. Separate speaker & mike; voice actuated switching. Dialer model may be used without phone. Kit GD-1112 (no dial) \$49.95. Kit GD-1162 (w. dial) \$69.95




**New Voice Public Address System**

Build your own — save up to 50%. Kit TA-1620 Control/Amp. takes 6 mikes, each with controls & reverb. VU meter. 100 rms watts drives 2 speaker columns. \$449.95. Kit TA-1625 Booster Amp. 100 rms watts drives extra 2 speakers. \$179.95. Kit TS-1630 Speaker Column, six 8" speakers; 60 watt rating; 12 ohms. \$199.95



**New Digital Wind Speed & Direction**

2 electronic digits show wind speed to 99 in miles, knots, or kilometers per hour. 8 lights show direction at principal compass points; 16 point resolution. Remote transmitter clamps to TV mast. Matches Heath clock & thermometer. Kit ID-1590, \$69.95



**New 12" Screen Professional Ignition Analyzer**

Does more for \$1000 less. Works on all ignition systems in 3, 4, 6, 8 cyl. engines or 2-rotor Wankels; automatic selection of no. of cyls. Voltage & dwell scales. Superimposed, parade, & single cyl. patterns. Power Bal. feature. 8" meter. Kit CO-2500 \$379.95; Wired WO-2500 \$695




**New World's Lowest Cost Triggered 5 MHz Scope**

Now everyone can afford a scope with real performance. DC-5 MHz bandwidth; 100 mV vert. sensitivity; automatic positive-locking horizontal sweep adjustable from 20 ms to 200 ns/cm.; regulated amps. & sweep; 5" CRT w. 8x10 cm graticle. Kit IO-4560 \$119.95



**New Automobile Intrusion Alarm**

Protects doors, hood, trunk. Disarm switch & adjustable delay time. Sounds car horn in 2-min. cycles. Kit GD-1157 Alarm \$24.95; Kit GDA-1157-1 Siren Adapter \$19.95



Kits for home, hobby, and industry — all in the new Heathkit catalog

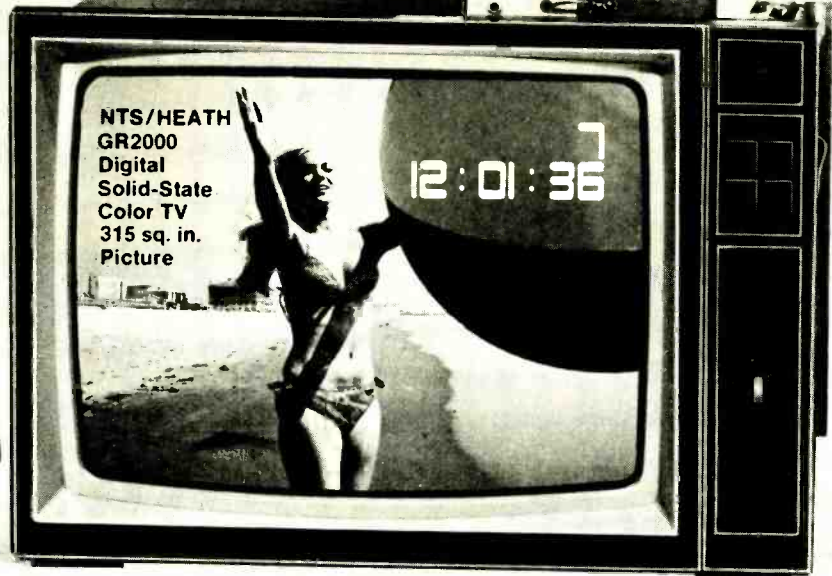



Just fill out & mail coupon  
for your **FREE** Heathkit Catalog  
— the world's largest selection  
of electronic kits



Heath Company Dept. 10-12 Benton Harbor, Michigan 49022 <input type="checkbox"/> Please send my free Heathkit catalog.		<b>HEATH</b> <b>Schlumberger</b>
name _____		
address _____		
city _____	state _____	zip _____
Prices are Factory Mail Order, F.O.B.		
Price & Specifications are subject to change without notice.		CL-570XA

# The better the training the better you'll

Send for  
**FREE**  
illustrated  
career  
guide



As an NTS student you'll acquire the know-how that comes with first-hand training on NTS professional equipment. **Equipment you'll build and keep.** Our courses include equipment like the **NTS/Heath Digital GR-2000 Solid State color TV** with first-ever features like silent varactor diode tuning; digital channel selection, (with optional digital clock), and big 315 sq. in. ultra-rectangular screen.

Also pictured above are other units — 5" solid state oscilloscope, vector monitor scope, solid-state stereo AM-FM receiver with twin speakers, digital multi-meter, and more. It's the kind of better equipment that gets you better equipped for the electronics industry.


This electronic gear is not only designed for training; it's field-type — like you'll meet on the job, or when you're making service calls. And with NTS easy-to-read, profusely illustrated lessons you learn the theory behind these tools of the trade.

**Choose from 12 NTS courses** covering a wide range of fields in electronics, each complete with equipment, lessons, and manuals to make your training more practical and interesting.

**Compare our training; compare our lower tuition.** We employ no salesmen, pay no commissions. You receive all home-study information by mail only. All Kits, lessons, and experiments are described in full color. Most liberal refund policy and cancella-

# and the equipment be equipped.

COMPARE OUR  
KITS AND LESSONS.  
COMPARE OUR  
TUITION.



tion privileges spelled out. Make your own comparisons, your own decision. Mail card today, or clip coupon if card is missing.

**NO OBLIGATION. NO SALESMAN WILL CALL**

**APPROVED FOR VETERAN TRAINING**  
Get facts on new 2-year extension

**NATIONAL TECHNICAL SCHOOLS**

TECHNICAL-TRADE TRAINING SINCE 1905  
Resident and Home-Study Schools  
4000 So. Figueroa St., Los Angeles, Calif. 90037

**NATIONAL TECHNICAL SCHOOLS** Dept. 205-125  
4000 South Figueroa St., Los Angeles, Calif. 90037

Please send FREE Color Catalog and Sample Lesson.  
NO OBLIGATION. NO SALESMAN WILL CALL.

- |   |  |
|---|--|
| <input type="checkbox"/> Color TV Servicing           | <input type="checkbox"/> Electronics Technology      |
| <input type="checkbox"/> B & W TV and Radio Servicing | <input type="checkbox"/> Computer Electronics        |
| <input type="checkbox"/> Electronic Communications    | <input type="checkbox"/> Basic Electronics           |
| <input type="checkbox"/> FCC License Course           | <input type="checkbox"/> Audio Electronics Servicing |

NAME \_\_\_\_\_ AGE \_\_\_\_\_

ADDRESS \_\_\_\_\_ APT # \_\_\_\_\_

CITY \_\_\_\_\_ STATE \_\_\_\_\_

Please fill in Zip Code for fast service \_\_\_\_\_

- Check if interested in G.I. Bill information.  
 Check if interested ONLY in classroom training in Los Angeles.



# Solid State

By Lou Garner

## SOLID-STATE GIFT GIVING


**I**N KEEPING with the holiday spirit, in December, we have always offered solid-state gift ideas in this column. Sometimes they are commercial products, other times circuits for home-built toys and gifts. Over the years, the number and variety of solid-state products suitable for use as (or in) gifts have grown at almost an exponential rate. Within the memory of many readers, the selection was once limited to such items as a few transistor radio receivers, an audio preamp or two, and perhaps a few simple kits for the experimenter and hobbyist. Today, there's a whole galaxy of gifts from which to choose, in any price range to suit the special interests of the donees. There are digital electronic stop watches for the sports enthusiast, programmable electronically controlled appliances for the home, accessories for the hi-fi fan, special gear for the CB'er, simple calculators, and sophisticated computers. In fact, it would be close to impossible to find an electronic gift that doesn't use solid-state devices, at least in part.

At the low end of the price spectrum, new special-purpose devices make excellent "stocking stuffers" for your experimenter and hobbyist friends. Examples include National's LM3909 LED flasher, as discussed in my July and October columns, RCA's versatile CW3062 photo detector/power amplifier, and Exar's XR-2240, as described in the *Experimenter's Corner* last October. Be sure to include data sheets, or at least a pin layout and suggested circuits in the gift box.

Your technician, practical engineer and hobbyist friends might also appreciate one of the new wire-wrap tools (and accessories) available from several distributors. These include manual tools, such as the one offered by Solid State Systems, and Cambion's XQ line of tools, wire, and IC sockets. These tools are generally designed for use on standard 0.025-inch square posts with #30 AWG wire, and make it possible for the experimenter to assemble solid-state projects using solderless wire-wrap techniques. A hybrid product developed by Vector Electronic Co. features heat-strippable insulated wire. (See this month's Product Test Reports.) The system combines the advantages of the wire-wrap and solder methods.

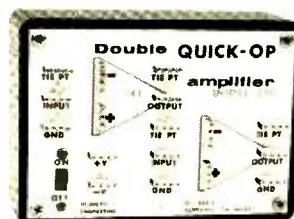
Should you wish to expand the basic gift, you might include a package or two of wire-wrap terminal posts, packs of #30 AWG insulated wire, and an 80-pin wire-wrap IC socket strip. For about fifteen dollars, in fact, you could furnish your friend all the basic wiring hardware needed to assemble a project using up to five 16-pin DIP IC's (or an equivalent combination of smaller devices). You might even want to pick up a tool and hardware for yourself—wire-wrapping can be almost as much fun as gift-wrapping!

For a few dollars more, as the expression goes, you can give your technically oriented friend a breadboarding kit. These vary from "barebone" to complete analog or digital workboards, including your power supplies, clocks, or function generators. The Quick-Op series from Hildreth Engineering Company and the Proto-Board and Design-Mate lines from Continental Specialties are representative of this type of product. Each Quick-Op consists of one or more standard op amps in a small plastic case, with functional terminals brought out to multi-position solderless connectors. Available models range from a single to a triple op amp version. Continental's Design Mate 1 will



*The Corvus  
CheckMaster*

*Continental  
Specialties  
Design Mate 1*



*Hildreth  
Double  
Quick-Op*

# The new SX-737. So much for so little.



With its extraordinary engineering, advanced design concept and extreme flexibility, Pioneer's new SX-737 AM-FM stereo receiver offers a level of performance that can only be described as awesome.

Its exceptional FM reception is achieved through the use of phase lock loop circuitry, ceramic filters, and a dual-gate MOS FET. So it cleanly and clearly picks up stations that were once just numbers on the dial — without interference.

The SX-737 has more than enough power to satisfy your needs. It delivers 35 watts per channel, minimum continuous power, 20Hz—20kHz, maximum total harmonic distortion 0.5% at 8 ohms. And all of this power is smooth and stable with dual power supplies driving direct-coupled circuitry.

If you equate performance with versatility, you'll find the SX-737 unsurpassed in its price range.

It accommodates every listening interest with a complete range of connections for two pairs of speakers, turntable, tape decks (with tape-to-tape duplication), headphones and microphone. And it offers an exclusive Recording Selector that lets you record FM while listening to records, or vice versa.

All of this performance requires the proper controls to handle it. And the SX-737 gives you the kind of control mastery you deserve. Click-stop tone controls . . . high/low filters. . . loudness control . . . dual tuning meters . . . and FM muting.

The SX-737 is under \$400\* — including the cabinet. If, by chance, you're looking for even more power and additional features, the SX-838 is under \$500\*. Both deliver the

awesome level of performance that is typical of Pioneer excellence.

U. S. Pioneer Electronics Corp.,  
75 Oxford Drive, Moonachie,  
New Jersey 07074.

West: 13300 S. Estrella, Los Angeles,  
Calif. 90248 / Midwest: 1500  
Greenleaf, Elk Grove Village, Ill.  
60007 / Canada: S. H. Parker Co.

Specifications	SX-737	SX-838
FM Sensitivity	1.9 $\mu$ V	1.8 $\mu$ V
Selectivity	60 dB	80 dB
Capture Ratio	1.0 dB	1.0 dB
S/N Ratio	70 dB	70 dB
Power	35 Watts per channel, minimum continuous power, 20-20,000 Hz, with maximum total harmonic distortion	50 Watts per channel, minimum continuous power, 20-20,000 Hz, with maximum total harmonic distortion
	0.5% at 8 ohms.	0.3% at 8 ohms.

\*The value shown is for informational purposes only and includes a cabinet with walnut grained vinyl top and side panels. The actual retail price will be set by the individual Pioneer dealer at his option.

SX-838 AM-FM Stereo Receiver



**PIONEER**<sup>®</sup>  
when you want something better

CIRCLE NO. 1 ON FREE INFORMATION CARD

State  Zip

Retail prices may vary at individual stores and dealers.

Perhaps the ultimate gift for that extra special someone is a digital electronic watch. As with calculators, these are available in a great variety of models and styles at retail prices ranging from less than forty dollars to the hundreds of dollars. Here, the price depends not only on technical features but on such factors as the style and material of the case and band (or strap) as well as upon the manufacturer's name and reputation. In general, little-known or house brands are less expensive than well-known standard brands offered by jewelry and better department stores, but service may be a problem with the former.

Aside from such considerations as style and exact model, which are matters of personal taste, there are two basic things to consider when choosing a digital watch: type of display and number of functions. Commercially available digital electronic watches generally use either LCD (liquid crystal display) or LED (light emitting diode) readouts. The former require less power, may display the readout continuously, and are easy to read

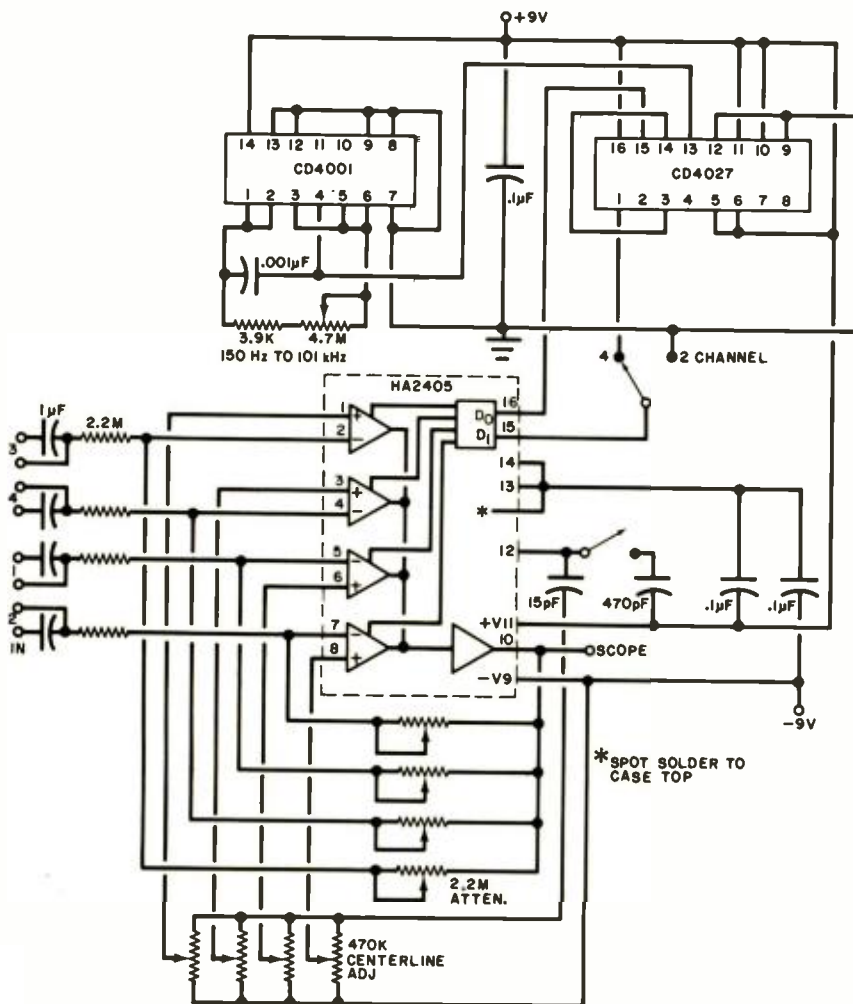
under average ambient light conditions, including bright sunlight. Except for a few models which offer optional internal illumination, however, LCD watches are difficult to read at low light levels. LED watches, on the other hand, usually have a pushbutton operated display and can be read easily under all light conditions, including total darkness, although there is a tendency for the display to be "washed out" in direct sunlight. As far as the number of functions is concerned, these can range from a minimum of two (hours and minutes) to six or more (hours, minutes, seconds, year, month, day and date).

**Reader's Circuit.** A previous contributor to this column, Guy C. Sheatz (Box 39, Shipperville, PA 16254), has submitted another interesting and versatile circuit. As shown in the diagram, his newest design is a selectable 2/4 channel oscilloscope switch. Featuring only three IC's, the instrument is intended to be used between various signal sources and the vertical input terminals of a standard oscillo-

scope, permitting up to four channels of information to be viewed simultaneously.

Referring to the schematic diagram, the heart of the instrument is a Harris type HA-2405 four-channel programmable operational amplifier (available from industrial distributors for about \$15 each). The basic switching signal is provided by a type CD4001 COS/MOS quad 2 input NOR gate connected as a relaxation oscillator in conjunction with a type CD4027 COS/MOS dual J-K master-slave flip-flop. Oscillator feedback is supplied through a 0.001- $\mu$ F capacitor, while the switching rate (frequency) can be varied from approximately 150 Hz to over 100 kHz by means of a 4.7-megohm potentiometer. A spdt switch permits user selection of either 2- or 4-channel operation. Two inputs are provided for each channel in addition to the common ground terminal—one for direct coupling through a 2.2-megohm isolating resistor and a second for capacitive (ac) coupling through a 1- $\mu$ F dc blocking capacitor. Individual channel attenuation is achieved by means of adjustable negative feedback, supplied through 2.2-megohm potentiometers connected between the overall amplifier's common output terminal and each input. Individual offset bias values for each amplifier, determined by 470,000-ohm potentiometers, provide channel centerline adjustment.

Other than the IC's, standard components are used throughout the design. Except for the linear potentiometers, all resistors are 1/4- or 1/2-watt types. The capacitors are low-voltage ceramics, although some builders may prefer to use higher voltage metallized plastic types as the input blocking capacitors for each amplifier channel. Operating power is supplied by a pair of conventional 9-volt transistor batteries. Neither circuit layout nor lead dress is overly critical and either pc or perf board construction techniques may be used when duplicating the design. Good wiring practice should be followed, of course, and the usual precautions observed when installing the MOS type devices. Guy suggests that a short lead be spot soldered (quickly!) to the top of the HA2405's case and connected to circuit ground to supply some shielding. If 4.7-megohm potentiometers are hard to find, gang two 2-megohm units and wire them in series.



A selectable 2/4 channel oscilloscope switch.

# Classmates



## TU-7700 and AU-7700

Great power and high sensitivity. That's what puts the Sansui AU-7700 and the matching TU-7700 in a class by itself. And that's what you want from your integrated amplifier and your tuner. They make an ideal marriage for your pleasure.

The AU-7700 delivers 55 watts per channel, minimum RMS into 8 ohm load from 20Hz to 20 kHz with no more than 0.1% total harmonic distortion. For picking up even the weakest signals with the greatest clarity, the TU-7700 offers  $1.8\mu\text{v}$  sensitivity with better than 80 dB selectivity.

See the wide range of classmates, eight integrated amplifiers and four matching tuners, that Sansui has to offer you at your nearest Sansui franchised dealer.

SANSUI ELECTRONICS CORP.

Woodside, New York 11377 • Gardena, California 90247

*Sansui*

CIRCLE NO. 4 ON FREE INFORMATION CARD

[www.americanradiohistory.com](http://www.americanradiohistory.com)

# TAKE UP THIS COMPELLING NEW CHALLENGE AND WATCH YOURSELF GROW!

**You can meet it  
in your own home—and  
conquer it with the help  
of Bell & Howell Schools'  
learn-at-home program!**

When you stop to think about it, electronics makes the 20th Century work. It has given us hundreds of everyday conveniences from telephones to TV's. Wouldn't it be satisfying to be one of those with occupational skills that qualify you to diagnose and service electronic equipment?

If you're determined to grow and have the desire to get started, you need little more than a mind that wants to investigate . . . a spirit that's eager to explore.

Now, through Bell & Howell Schools, you'll actually learn to troubleshoot a wide range of the most modern color and black-and-white TV's, radios, stereos, tape recorders, and more.

You can do it without giving up your steady job—and without chasing across town to evening classes after a hard day's work. You can learn electronics in your home or apartment—earn a Diploma in Home Entertainment Electronics the most convenient possible way!



## **You'll Discover Electronics By Performing Experiments Yourself**

Electronics is an active and fascinating field. But there's really nothing mysterious about it. You can conquer it step-by-step through Bell & Howell Schools' tested, "hands-on" learning methods.

A few basic experiments is all it will take to grasp the general idea. Once you have this foundation, you'll rapidly begin to gather know-how and develop expertise with state-of-the-art electronic equipment.

That's why you'll begin with the simple, battery-powered Lab Starter Kit. You'll use this kit to discover the basic principles of electronics—and actually bring theory to life in a series of carefully planned experiments.





### You'll Quicken Your Pace By Building And Using Electronic Equipment

Soon you'll be ready for the three-instrument Electro-Lab® Electronics Training System. First, you learn by building it — then you go on using it to learn still more!

Right now, it may all seem like an impossible challenge.

Building yourself a design console that creates electronic circuits without soldering . . . constructing a digital multimeter and oscilloscope a professional would be proud to own.

You'll find there's nothing impossible about any of it. You'll actually build them all — and put them to good use, too.

You'll measure voltage, current, resistance, and waveforms with the multimeter. You'll use the oscilloscope to get a "picture" of the action within a circuit.

And then you'll move on . . .



### Now You're Ready To Apply What You've Learned — On A Real 25" Diagonal Color TV

There's only one sure way to understand the insides of electronic equipment: Build it yourself. That's actually the purpose of the TV kit we'll send you: Learn by building it — hold onto what you've learned by continually experimenting with it.

You just might find that building and experimenting with a TV is a lot more fascinating than watching one! The Bell & Howell color TV provides you with knowledge of the solid-state circuitry behind no-warm-up operation, automatic channel selection, on-screen time and channel digits, and a whole lot more. "Find-the-defect" experiments supply you with real experience in TV troubleshooting and diagnosis.

Believe it or not, you'll be so absorbed working with the TV that you probably won't even realize how much you're learning. But you'll be learning plenty.

Simulated TV test pattern.  
Electro-Lab® is a registered trademark of the Bell & Howell Company.



### The Challenge Conquered — You'll not only be able to service color TV's — you'll also have the ability to service the types of equipment shown above.\*

Conquering this challenge will prove that you're a man who's not content to "stand still."

Our course will prepare you with the know-how and confidence to service the most modern home entertainment equipment. While no school can guarantee you a job, our course teaches occupational skills to qualify you for a position in electronics — or to move ahead in the one you already hold, or to serve as a foundation for advanced programs in electronics.

### Mail The Attached, Postage-Free Card Today

It takes more than two pages to cover all the benefits of this program. Services like our toll-free "hot line" for answers to your questions — and face-to-face "help sessions" with instructors that are held in fifty cities throughout the country at various times of the year.

So it makes a lot of sense to mail the card and get *all* the facts. You may want to check the box on the card, too. When taken for vocational purposes, this program is approved by the state approval agency for Veterans' Benefits.

The challenge of electronics can bring out the best in you. See about taking it up now — mail the card today!

\*Only the TV with digital features is included in the course.

If card has been used, write:  
An Electronics Home Study School  
DEWEY INSTITUTE OF TECHNOLOGY

**BELL & HOWELL SCHOOLS**  
4141 Belmont, Chicago, Illinois 60641

# NEWS HIGHLIGHTS

## Robbie The Robot

Robbie, a robot built by Tom Clayton (an Australian servo-systems engineer), is a handy companion to have around the house. He can help make snacks of toast and percolated coffee, amuse children by playing logic games and answering questions, comfort a baby by singing a lullaby and rocking the cradle. Mr. Clayton built



Robbie in his spare time from bits and pieces. His body is an old washing machine tub, his head is a cake tray, and his arms are automotive heating ducts. The robot is controlled by a home-made computer housed inside his body. In one of Robbie's legs is a tape recorder, while the other leg contains cables that run down to his base, in which electric motors and a storage battery are housed.

Robbie is mounted on wheels. Although his battery gives him freedom of movement, he is usually plugged into the ac line through an extension cord. Robbie has an electrical outlet on his base, which is activated by a spoken command. When a toaster is plugged in and he is asked to make toast, Robbie will allow current to flow without burning the toast. He can also control a percolator when asked, "Coffee, please." He can also control power flow to an electrical drill or similar tool by the commands, "power on," and, "power off." The tape recorder in his leg is loaded with answers to the questions he'll most likely be asked. The computer will search the tape for the most appropriate answer to a question. Robbie can also cut off the sound of TV commercials, make the acquaintance of strangers, play a version of the Chinese number game "NIM," and after a little "surgery," will be able to play a good game of chess.

## Improved Regulation For Windmills

A newly developed regulator is expected to allow more output from automotive-type alternators driven by windmills. The Watchman, a solid-state device produced by Earle Engineering of Alpine, California, is said to prevent battery discharge during periods of no wind without using conventional speed-sensing switches. It also gives additional charging during periods of light wind from windmill inertia, according to Earle. Such a unit will increase the overall efficiency of a wind energy source, which is expected to play an increasing role in the overall energy picture.

## Software Growth Predicted

Business Communications Co. reports that sales of software packages in the U.S. are estimated to increase from \$500 million in 1974 (a 40% growth over 1973) to \$1.3 billion in 1980. Some authorities are predicting a

\$2 billion expenditure for that year. During 1974, an estimated \$10 billion was spent on in-house design and programming. This means that about 20 times as much money is spent on in-house system development than on buying or leasing software packages. The largest single type of package was in data management, with \$100 million in sales. Software management, banking hardware management, and design management were next in order of sales.

## Optoelectronic Market Study

The market research company, Frost & Sullivan, Inc., has compiled a 154-page report on the growth potential of LCD displays, LED's, gas-discharge devices, commercial lasers, opto-isolators, and light-sensing devices. Liquid crystals will grow from a \$3.2 million market in 1974 to \$230 million in 1982. Gas-discharge devices, pegged at \$34 million in 1974 will peak out at \$62 million in 1978 and drop to \$29 million in 1982. LED's will grow from \$103 million in '74 to \$261 million in 1982. Electronic watch displays, which had a \$4.2 million market in 1974, will triple in market dollar size by the end of 1975 and peak out by 1977 even though the digital watch market will continue to expand. Lasers will find more and more applications in "point of sale" scanning terminals, especially in supermarkets. Eventually, up to 140,000 checkout lanes may be equipped with scanners. The fibre-optics communications field will also expand, causing more production of necessary components—lasers, LED's, modulators, and photo-detectors. This market is expected to grow from \$2 million to \$220 million in 1982.

## "Unbreakable" CB Antenna

Russell Industries has developed an "unbreakable" replacement antenna for hand-held CB transceivers. Labelled the Duck-CB (and jokingly called the "Rubber Duckie"), the antenna measures 12 inches (30.5 cm), is continuously loaded, and clamps onto an existing antenna stub with one set screw.

## New Batteries

Four thin, rectangular FLAT-PAK™ battery cartridges have been introduced by P.R. Mallory & Co. under the DURACELL™ label. These alkaline cartridges, containing 1.5-volt cells in series, are available in three- six- or nine-volt configurations. They are said to contain high energy density in a small physical package. For example, the 5K69™ battery is a 9-volt unit measuring slightly more than 1/8-inch thick, 1.9 inches long, and 2 inches wide (0.85 cm x 4.8 cm x 5.1 cm) and weighs 2.2 oz (56.8 g).

GE has announced development of a new NiCd sub-C cell combining high capacity with high discharge rate. The new 1.2-AH cell offers as much as 20% improvement in deliverable capacity over 1.0-AH edge-weld units at high discharge rates. A single cell weighs 1.5 oz (42.6 g) and has an internal impedance of 12 milliohms.

**Special Altair<sup>®</sup>**

# MITTS-MAS



## Christmas Catalog

# Lowest Price in the World!

In January of 1975, MITS stunned the computer world with the announcement of the *Altair 8800* Computer that sells for \$439 in kit form.

## Today MITS is announcing the *Altair 680*.

The *Altair 680*, built around the revolutionary new 6800 microprocessor chip, is the lowest priced complete computer on the market. Until December 31, 1975, this computer will be sold in kit form for the amazing introductory price of \$293! (A savings of \$52!)

The *Altair 680* comes with power supply, front panel control board, and CPU board inclosed in an 11" wide x 11" deep x 4 11/16" case. In addition to the 6800 processor, the CPU board contains the following:

1. 1024 words of memory (RAM 2102 type 1024 x 1-bit chips).
2. Built-in Interface that can be configured for RS232 or 20 mA Teletype loop or 60 mA Teletype.
3. Provisions for 1024 words of ROM or PROM.

The *Altair 680* can be programmed from the front panel switches or it can be connected to a computer terminal (RS232) or a Teletype such as an ASR-33 or surplus five-level Baudott Teletype (under \$100).

The *Altair 680* can be utilized for many home, commercial or industrial applications or it can be used as a development system for *Altair 680* CPU boards. With a cycle time of 4 microseconds, 16-bit addressing, and the capability of directly addressing 65,000 words of memory and a virtually unlimited number of I/O devices, the *Altair 680* is a very versatile computer!

## Altair 680 Software

Software for the *Altair 680* includes a monitor on PROM, assembler, debug, and editor. This software is available to *Altair 680* owners at a nominal cost.

Future software development will be influenced by customer demand and may include *BASIC on ROM*. MITS will sponsor lucrative software contests to encourage the rapid growth of the *Altair 680* software library. Programs in this library will be made available to all *Altair 680* owners at the cost of printing and mailing.

Contact factory for updated information and prices.

## Altair Users Group

All *Altair 680* purchasers will receive a free one year membership to the Altair Users Group. This group is the largest of its kind in the world and includes thousands of *Altair 8800* and *680* users.

Members of the Altair Users Group are kept abreast of Altair developments through the monthly publication, **Computer Notes**.

## Altair 680 Documentation


The *Altair 680* kit comes with complete documentation including assembly manual, assembly hints manual, operation manual, and theory manual. Assembled units come with operation and theory manuals. Turnkey model and CPU boards also include documentation.

**NOTE: *Altair 680* manuals can be purchased separately. See back page of this catalog for prices.**

## Delivery

Personal checks take 2-3 weeks to

process while money orders and credit card purchases can be processed in 1-3 days. Delivery should be 30-60 days but this can vary according to order backlog. All orders are handled on a first come, first served basis.



## Altair 680 Prices

**Altair 680 complete computer kit ..... \$293**  
(\$345 after December 31, 1975)

**Altair 680 assembled and tested ..... \$420**

**Altair 680T turnkey model (complete Altair 680 except front panel control board) Kit Only ..... \$240**  
(\$280 after December 31, 1975)

**Altair 680 CPU board (including pc board, 6800 micro-processor chip, 1024 word memory, 3 way interface and all remaining components except power supply) ..... \$180**  
(\$195 after December 31, 1975)

**Altair 680 CPU board assembled and tested ..... \$275**  
**Option I/O socket kit (required when interfacing 680 to external devices) ..... \$ 29**

**Option cooling fan (required when expanding 680 internally) ..... \$ 16**  
(\$22 after December 31, 1975)

**Option cooling fan installed ..... \$ 26**  
**PROM kit (256 x 8-bit ultraviolet, erasable 1702 devices) ..... \$ 42**

**MITS**  
"Creative Electronics"

Prices, delivery and specifications subject to change.

# “PROJECT BREAKTHROUGH!”

## World’s First Minicomputer Kit To Rival Commercial Models . . .

### ‘Altair 8800’”

headline on cover of *Popular Electronics*,  
January, 1975

The Altair 8800 from MITS is now one of the most successful computers ever delivered. Thousands of Altair 8800's have been sold and are in the field where they are being used for an infinite variety of industrial, business, science and home applications.

The Altair 8800 is extensively supported by ongoing hardware and software development. Altair 8800 interface and memory modules and Altair peripherals are inexpensively priced, yet among the highest quality in the business. Byte for byte, Altair 8800 BASIC language software is the most powerful BASIC ever written.

Thanks to the success of the Altair 8800, building and programming computers has become one of the World's most exciting and fastest growing hobbies. Local Altair 8800 Users Clubs have been formed across the United States and in such far away places as England and Japan.


Thanks to clean, efficient design and accurate, easy to understand assembly instructions, the Altair 8800 is an easy kit to assemble. As an Altair 8800 kit builder, you will have the satisfaction of successfully building your own computer and you will learn about the internal structure of digital computers.

As the owner of an Altair 8800, you will be backed by the technical expertise of the MITS Customer Service Department. You will receive the latest update information, programming hints, technical advice and general computer information on a monthly basis through a free subscription to *Computer Notes*. You will be in contact with other Altair 8800 owners through the Altair Users Group and you will have access to the extensive Altair 8800 Software Library.

**No other computer on today's market can offer you as much support as the Altair 8800.**

### Christmas Special

For a limited time only, you can be the owner of an Altair 8800 with a 1,024 word memory module for just \$68 a month! See back page of this catalog for all the details.



### Altair 8800 Features

Built around the most successful (and many say the most

powerful) microprocessor chip ever [the Intel 8080], the Altair 8800 is a variable word length computer with an 8-bit processor, 16-bit addressing and a maximum word size of 24-bits. It has 78 basic machine instructions with variances over 200 instructions. The Altair 8800 can directly address 256 input and 256 output devices and up to 65,000 words of memory.

Up to 300 peripherals can be interfaced to the Altair 8800 without any additional buffering.

The custom designer can interface almost any number of imaginable devices simultaneously. All Altair peripherals are supplied with software handlers to make interfacing easy.


The Altair 8800 includes the CPU board, front panel control board, power supply (enough to power any additional cards), and expander board (with room for 3 extra interface or memory modules) all inclosed in a handsome, aluminum case complete with sub-panel and dress panel. Up to 16 cards can be added inside the main case.

### Altair 8800 Prices

<b>Altair 8800 Computer kit (includes assembly hints, assembly, operator's, and theory manuals)</b> .....	<b>\$439</b>
<b>Altair 8800 assembled</b> .....	<b>\$621</b>
<b>Expander board (adds 4 slots)</b> .....	<b>\$ 16 kit</b>
..... assembled, \$ 31	
<b>Cooling fan</b> .....	<b>\$ 16 kit</b>
..... assembled, \$ 20	

## Altair Modules—

# Custom Design Your Computer System to Meet Your Application (and stay within your budget!)



**1. Three 8800 memory modules.** Three memory modules are now available for the *Altair 8800* and more are in the works. These modules include a 1K (1,024) word static card, a 2K (2,048) word static card, and a 4K (4,096) word dynamic card. Each of these modules is constructed with the finest components available and each contains memory protect features (prevents the computer from accidentally writing over programs you want to save). The maximum access time of the static cards is 850 nanoseconds while access time for the dynamic card is 300 nanoseconds.

**2. Four 8800 Interface Modules.** Interface modules now available for the *Altair 8800* include three serial and one parallel I/O cards. The SIOA serial card is used to connect the *Altair 8800* to CRT's and other computer terminals that have industry standard RS232 asynchronous interconnect lines. It has divider logic to allow for presettable baud rates up to 19,200 baud (5-8 data bits).

The SIOB is the same as the SIOA except that all signals are TTL levels. This card is a general purpose serial interface that can be used to custom interface the *Altair 8800* to a wide variety of devices.

The SIOC is also the same as the other serial cards except it is used to interface the *Altair 8800* to conventional Teletypes and other asynchronous 20 mA current loop terminals. The SIOC is required to interface the *Altair* with ASR-33 Teletypes available from MITS.

The PIO parallel interface card is used for bidirectional transmission of bytes at speeds up to 25,000 bytes/second! It is a full TTL compatible input/output card with necessary hand-

shake flags for conventional parallel interface. Both input and output data have their own 8-bit latch for buffering. Includes necessary logic to allow an adjacent channel to be a control channel. Most commonly used to interface the *Altair 8800* to SWTPC-TV's or equivalent, custom A/D-D/A interfacing, computer to computer interfacing, and control applications.

**3. Audio-Cassette Interface.** This best-selling *Altair* module allows you to connect your *Altair 8800* to any tape recorder (medium quality cassette is adequate) for inexpensive mass storage. It works by modulating (changing) digital signals from the computer to audio signals for recording data and by demodulating the audio signal for playback. Consists of a special *Altair* modem board "piggy-backed" on an SIOB board. Requires one slot in the 8800.

**4. 8800 PROM module.** This PROM memory card is designed to hold up to 2K of PROM. Contact factory for price and other information. *Altair 8800* PROM Programmer to be announced soon.

**5. 680 CPU board.** The *Altair 680* CPU board is a complete computer on a board (less power supply). In addition to the 6800 CPU available from Motorola and AMI, the *Altair 680* CPU board comes with 1K of RAM memory (2102 type, 1024 x 1-bit chips), built-in I/O that can be configured for RS232 or 20 mA current loop or 60 mA current loop, and provisions for 1K of ROM or PROM. It measures 8 $\frac{3}{4}$ " x 10 $\frac{1}{4}$ ".

**6. 8800 CPU board.** The heart of the *Altair 8800* is its CPU board. This double-sided board was designed around the powerful byte

oriented, variable word length 8080 processor—a complete central processing unit on a single LSI chip using n-channel, silicon gate MOS technology. The CPU board also contains the *Altair* system clock—a standard TTL oscillator with a 2,000 MHz crystal as the feedback element.

## Altair Module Prices:

1K static memory .....	\$97 kit and \$139 assembled
2K static memory .....	\$145 kit and \$195 assembled
4K dynamic memory .....	\$264 kit and \$338 assembled
SIOA interface .....	\$119 kit and \$138 assembled
SIOB and SIOC interface .....	\$124 kit and \$146 assembled
PIO interface .....	\$92 kit and \$114 assembled
Audio-cassette interface .....	\$128 kit and \$174 assembled
680 CPU board kit .....	\$180 kit [\$195 after December 31, 1975]
680 CPU board, assembled .....	\$275
8800 CPU board .....	\$310 kit and \$360 assembled

**NOTE: Watch our advertisements for announcement of new Altair 8800 modules and Altair 680 modules.**

BASIC language was chosen for the Altair 8800 because it is the *easiest language to learn* and because it can be used for an *infinite number of applications*. Literally hundreds of thousands of BASIC programs have been written and are in the public domain. These programs include accounting programs, business programs, scientific programs, educational programs, game programs, engineering programs, and much more.

Altair BASIC is an *interactive language*. This means that you get immediate answers and you can use your Altair as a super programmable calculator as well as for writing complicated programs.

## 8K BASIC Features

Altair 8K BASIC leaves approximately 2K bytes in an 8K Altair for programming which can also be increased by deleting the math functions. This BASIC is the same as the 4K BASIC only with **4 additional statements** [ON GOTO, ON GOSUB, OUT, DEF], **1 additional command** [CONT] and **8 additional functions** [COS, LOG, EXP, TAN, ATN, INP, FRE, POS]. Other additional features include *multi-dimensioned arrays* for both strings and numbers, AND, OR, NOT

“ I’ve seen and used other BASICs, but byte-for-byte, Altair is the most powerful BASIC I’ve seen. I’m particularly impressed with the n-dimensional arrays (and for strings too!), machine level I/O, and machine language ‘function’ features. The level of your documentation is, for me, though the high point. Sections for those who know nothing and sections for those who know a lot, plus sections that ‘normal’ people can read and understand. ”

**J. Scott Williams**  
Bellingham, Washington

Altair BASIC was written as efficiently as possible to allow for the *maximum number of features in the minimum amount of memory*. You can order one of three Altair BASICs: 4K BASIC—designed to run in an Altair 8800 with as little as 4K of memory, 8K BASIC, or EXTENDED BASIC (12K). Each of these BASICs allows you to have *multiple statements per line* (a memory saving feature), and each of them is capable of executing *700 floating point additions per second!*

The 8K BASIC and EXTENDED BASIC have *multi-dimensioned arrays* for both strings and numbers. This is particularly useful for applications requiring lists of names or numbers such as accounting programs, inventory programs, mailing lists, etc.

The 8K BASIC and EXTENDED BASIC also have an OUT and corresponding INP statement that allows you to use your Altair 8800 *control low speed devices* such as drill presses, lathes, stepping motors, model trains, model airplanes, alarms, heating systems, home entertainment systems, etc.

Altair BASIC comes with complete documentation including a copy of “My Computer Likes Me When I Speak in BASIC” by Bob Albrecht, a beginner’s BASIC text.

**Never before has such a powerful BASIC language been marketed at such low prices!**

## 4K BASIC Features

Altair 4K BASIC leaves approximately 750 bytes in a 4K Altair for programming which can be increased by deleting the math functions. This powerful BASIC has **16 statements** [IF . . . THEN, GOTO, GOSUB, RETURN, FOR, NEXT, READ, INPUT, END, DATA, LET, DIM, REM, RESTOR, PRINT, and STOP] in addition to 4 commands [LIST, RUN, CLEAR, SCRATCH] and **6 functions** [RND, SQR, SIN, ABS, INT and SGN]. Other features include: *direct execution* of any statement except INPUT: an “*^*” symbol that deletes a whole line and a “*←*” that deletes the last character; *two-character error code* and line number printed when error occurs; *Control C* which is used to interrupt a program; *maximum line number of 65,535*; and all results calculated to at least six decimal digits of precision.

operators that can be used in IF statements or formulas, *strings* with a maximum length of 255 characters, *string concatenation* (A\$ = B\$) and the following string functions: LEN, ASC, CHAR\$, RIGHT\$, LEFT\$, MID\$, STR\$, and VAL.

## EXTENDED BASIC

Altair EXTENDED BASIC is the same as 8K BASIC with the addition of *double precision arithmetic*, PRINT USING and *disk file I/O*. A minimum of 12K memory is required to support EXTENDED BASIC.

Other Altair 8800 software includes a Disk Operating System, assembler, text editor, and system monitor. Altair users also have access to the *Altair Library*, which contains a large number of useful programs.

### SOFTWARE PRICES:

Altair 4K BASIC .....	\$150
Purchasers of an Altair 8800, 4K of Altair memory, and an Altair I/O board .....	\$ 60
Altair 8K BASIC .....	\$200
Purchasers of an Altair 8800, 8K of Altair memory, and an Altair I/O board .....	\$ 75
Altair Extended BASIC .....	\$350
Purchasers of an Altair 8800, 12K of Altair memory, and an Altair I/O Board .....	\$150
Altair PACKAGE ONE (assembler, text editor, system monitor) .....	\$175
Purchasers of an Altair 8800, 8K of Altair memory, and an Altair I/O board .....	\$ 30
Altair Disk Operating System .....	\$500
Purchasers of an Altair 8800, 12K of Altair memory, Altair I/O and Altair Floppy Disk .....	\$150

**Note: When ordering software, specify paper tape or cassette tape.**

# Inexpensive, Sophisticated Mass Storage



The *Altair Disk* can store over 300,000 words of information on a floppy disk! It offers the advantage of nonvolatile memory (doesn't "forget" when power is turned off) and fast access to data ( $\frac{3}{4}$  seconds—worst case). The data transfer rate of the *Altair Disk* to and from the computer is a whopping 250,000 bits per second.

The *Altair Disk* includes the disk controller, disk drive, one floppy disk and a software driver. The disk controller, which consists of two cards requiring two slots in the 8800, is capable of controlling up to 16 disk drives. It controls all mechanical functions of the disk, presents the disk status to the computer, and

converts serial data to 8-bit parallel words and vice versa for rapid transfer.

The disk drive consists of a Pertec FD400 drive mounted in an *Altair* case including power supply, a buff/multiplexer board, and cooling fan. Its rotational speed is 360 rpm, track to track access time is 10 msec., average time to read or write is 400 msec., and disk life is over 1 million passes per track.

The floppy disk is hard sectored for 32 sectors per track (128 words per sector). There are 77 tracks on each disk. Extra floppy disks are available for \$15 from MITS.

A Disk Operating System (software) with complete file structure and utilities for copying, deleting and sorting files is also available.

## PRICES:

<b>88-DCDD Altair Disk (includes disk controller, disk drive, one floppy disk and software driver)</b> .....	<b>\$1,480 kit</b>
.....	<b>assembled, \$1,980</b>
<b>88-DISK Altair Disk Drive only</b> .....	<b>\$1,180 kit</b>
.....	<b>assembled, \$1,600</b>
<b>Floppy disk</b> .....	<b>\$ 15</b>
<b>Disk Operating System (if purchased separately)</b> .....	<b>\$ 500</b>
<b>Purchasers of an Altair 8800, 12K of Altair memory, Altair I/O and Altair Disk (88-DCDD)</b> .....	<b>\$ 150</b>

# Build Your Own Advanced Terminal!



The *Comter II* is easily the most advanced computer terminal kit on the market. It has its own internal memory of 256 characters which combines with a highly-readable, soft orange 32 character display to provide ease of operation and information retrieval.

*Complete cursor control* allows you to move data in and out of the display and operate the *Comter II* with the versatility of a CRT terminal. **Built-in audio-cassette interface allows you to store unlimited data from the computer and feed that information back into the computer.**

Other features include auto transmit which allows line-by-line transmission of data or program information to the computer from the *Comter's* memory. The *Comter II* has a *complete ASCII encoded keyboard* with TTY-33 format plus the addition of special function keys. Its total weight is just 15 lbs.

*Flexible power requirements* allow you to operate the computer at either 95-125V or 190-250V. The *Comter II* can be interfaced to any computer with an RS232 serial interface. Requires an SIOA board to be connected to the Altair 8800. No interface required to connect to the Altair 680.

## PRICES:

<b>Comter II kit with built-in audio cassette I/O</b> .....	<b>\$780</b>
<b>Comter II assembled</b> .....	<b>\$920</b>



# High Speed Printing at Low Cost!


The *Altair 110 Line Printer* is a desktop line printer that produces 80 columns of 5 x 7 dot matrix characters at 100 characters per second x 70 lines per minute. The impact head prints bidirectionally on a 8½" roll paper\* using a conventional teletype ribbon. The *Altair Line Printer* will print up to four copies of any item.

Maximum reliability is provided by a mechanism which contains no brakes, clutches, dampers or stepper motors. All control electronics including one-line buffer and self-test circuitry are contained on a single 5" x 15" printed circuit card. The Model 110 was expressly designed for the simplicity, reliability and extremely low cost required by current small-scale data handling systems and terminals.

*Vibration and wear are minimized* because the print head moves uniformly in both directions and pauses only at the end of each line. Opto-electronic sensing is used to accurately position each dot and permit characters to be printed on the fly.

The *Altair 110 Line Printer* comes with complete control electronics including a printer control card. Requires one slot in the *Altair 8800*.

\*Pin-fed Optional.



## PRICES:

**Altair Line Printer with controller card** ..... \$1,750 kit  
 ..... assembled, \$1,975

## Very Low Cost Terminal



The *Altair VLCT* is ideal for machine language programming. It converts a three digit octal code directly into an 8 digit binary code for transmission to the computer and then displays the binary output from the computer in a 3 digital octal format. This allows you to program in octal which is much easier than programming in binary. In addition, the VLCT is much more convenient to work with than using the front panel switches of the *Altair 8800*.

## PRICES:

**VLCT** ..... \$129 kit  
 ..... assembled, \$169

**NOTE:** *PIO interface module is required to connect VLCT to Altair 8800.*

## Teletype – Most Versatile



With a built-in paper tape reader and punch and hard copy output, this *ASR-33 Teletype* is perhaps the most versatile of all low cost input/output devices.

The *ASR-33 Teletype* prints 10 characters per second. It is a completely checked-out machine with standard 120 day warranty.

## PRICE:

**ASR-33 Teletype** ..... \$1,500

**NOTE:** *SIOC interface module is required to connect Teletype to Altair 8800.*

## Christmas Time Payment Plan

### 1K Altair for Just \$68 a Month!

You can be the owner of an Altair 8800 with a 1,024 word memory module for *just \$68 a month*. Each month (for 8 months) you send in your payment and we send you part of an Altair kit until you have the complete system. The advantages of the plan are *NO interest* or financing charge, *GUARANTEED price* based on today's price, and *free, immediate membership to the Altair Users Group* including subscription to Computer Notes.

Our terms are cash with order, BankAmericard, or Master Charge. If you send in an early payment, we will make an early shipment. By the same token, a late payment will result in a late shipment. (After 60 days past due, the balance of the deal is cancelled. All payments must be made within 10 months).

Total \$544.00 (Retail price: Altair 8800 \$439.00, Memory \$97.00, Postage and Handling \$8.00 – total \$544.00)

### Altair Users Group Special

Each month the Altair Users Group sponsors a software contest and each month MITS gives away \$130 in credit to the winners of this contest. At the end of the year, the author of the overall best program will receive \$1000 in credit.

Membership to the Altair Users Group (the largest of its kind in the world) is free to Altair 8800 owners. However, even if you don't own an Altair, you can be an associate member for one year at the special low price of \$10 (regularly \$30).

As a member of the Altair Users Group, you will be kept informed of Altair developments, software contests, and general computer news through the monthly publication, Computer Notes. You will have access to the Altair Software Library and you can communicate to other Altair users throughout the world.

Note: These specials expire on January 30, 1976.

## Altair Manuals

Altair 8800 Operators .....	\$ 7.50
Altair 8800 Assembly .....	\$ 9.00
Altair 8800 Theory, Schematics .....	\$10.00
Altair 680 Operators .....	\$ 7.50
Altair 680 Assembly .....	\$ 7.50
Altair 680 Theory, Schematics .....	\$10.00
BASIC Language Documentation .....	\$10.00
Assembler, Monitor, Editor .....	\$ 7.50
8800 4K Memory (includes Assembly, Theory & Schematics) .....	\$ 5.00
8800 2K Memory .....	\$ 5.00
8800 1K Memory .....	\$ 5.00
8800 SIOA .....	\$ 5.00
8800 SIOB .....	\$ 5.00
8800 SIOC .....	\$ 5.00
8800 PIO .....	\$ 5.00
8800 ACR .....	\$ 5.00
COMTER II Operators .....	\$ 6.50
COMTER II Assembly .....	\$10.00
COMTER II Theory, Schematics .....	\$10.00
VLCT (Assembly, Operators, Theory) .....	\$ 5.00
Altair Line Printer Interface .....	\$ 5.00

### Documentation Special One

Altair 8800 Operators, Assembly and Theory manuals plus BASIC Language manual (regularly \$36.50). *Now just \$15.00.*

### Documentation Special Two

Altair 680 Operators, Assembly and Theory manuals. Regularly \$25. *Now just \$14.50.*

### Documentation Special Three

BASIC Language manual, Package I (Assembler, Monitor, Editor), and BASIC language beginners text (My Computer Likes Me When I Speak BASIC by Bob Albrecht). Regularly \$19.50. *Now just \$12.50.*

MITS/6328 Linn NE/Albuquerque, NM 87108  
505-265-7553 or 262-1951

### Mail this special Altair Coupon Today!

Enclosed is check for \$ \_\_\_\_\_  BankAmericard # \_\_\_\_\_  or Master Charge # \_\_\_\_\_

Altair 8800  Kit  Assembled  Fan  Christmas Time Plan  Expander Board

Altair 680  Kit  Assembled  Fan  I/O Sockets

Teletype  Line Printer  Comter II  VLCT  Disk  Disk Drive Only  Disk Controller Only

Memory Module  I/O Module (list on separate sheet)

Postage & Handling: Add \$8 for Altair 8800 or Altair 680 and \$3 for any cards or peripherals if ordered separately. Teletype and Line Printer shipped by collect

freight. Warranty: 90 days on parts for kits and 90 days on parts and labor for assembled units. Prices, specifications, and delivery subject to change.

Documentation Special One  Documentation Special Two  Documentation Special Three

Altair Users Group plus Computer Notes

Please put me on your mailing list

**BILL TO:**

NAME \_\_\_\_\_

ADDRESS \_\_\_\_\_

CITY \_\_\_\_\_

STATE & ZIP \_\_\_\_\_

COMPANY (IF APPLICABLE) \_\_\_\_\_

**SHIP TO:**

NAME \_\_\_\_\_

ADDRESS \_\_\_\_\_

CITY \_\_\_\_\_

STATE & ZIP \_\_\_\_\_

Please send Christmas Card to above address announcing gift and anticipated delivery.

MITS/6328 Linn NE/Albuquerque, NM 87108 505-265-7553 or 262-1951

# FOCUS ON HI-FI



Popular Electronics®

December 1975

**A** HI-FI turntable isn't something you would ordinarily expect to see as a construction project in an electronics magazine, but here is a turntable system you can build yourself. It's chock full of electronics, and its direct-drive design is the apple of the audiophile's eye today. In addition, it features two remarkable innovations: an automatic pitch control and a direct-readout meter for checking speed accuracy.



## BUILD A DIRECT-DRIVE TURNTABLE



**FEATURES AUTOMATIC  
PITCH CONTROL AND  
METER-READOUT "STROBE".**

BY GEORGE MEYERLE

Unlike turntable designs which use idler or belt drive, the direct-drive turntable does not employ speed-reducing devices to rotate the platter. Consequently, there are no idler wheels to flatten or belts to fray and stretch over a period of time. The servo-controlled motor, operating directly at a precise speed of 33 1/3 or 45 rpm, connects directly to the platter. Such a slow rotational speed reduces vibration and rumble. At 33 1/3 rpm, the main rumble frequency is below 10 Hz. Direct drive also permits use of a single bearing, reducing wow, flutter and rumble caused by multiple bearings.

Using electronic circuitry to control a direct-drive motor produces a host of benefits. For example, speed accuracy is maintained even in the face of line frequency changes, which can occur from time to time. Moreover, you can adjust the pitch higher or lower. And should there be an unusually heavy force applied to the platter of this turntable while it's rotating — say, by a record-cleaning brush — you can quickly achieve precise speed by switching on the automatic pitch control.

**About the Circuit.** The turntable employs a direct-drive brushless dc motor that has one main sleeve bearing and



**PARTS LIST**

- C1—4.7- $\mu$ F, 10%, 10-volt electrolytic capacitor
- C2—0.015- $\mu$ F, 10%, 50-volt polyester film capacitor
- C3—47- $\mu$ F, 10%, 10-volt tantalum capacitor
- C4—1- $\mu$ F, 10%, 10-volt tantalum capacitor
- C5, C6—330- $\mu$ F, 10-volt electrolytic capacitor
- C7, C9—220- $\mu$ F, 35-volt electrolytic capacitor
- C8—1000- $\mu$ F, 35-volt electrolytic capacitor
- C10—100-pF, 50-volt disc capacitor
- C11—0.047- $\mu$ F, 10%, 50-volt polyester film capacitor
- C12—0.22- $\mu$ F, 10%, 50-volt polyester film capacitor
- D1 through D5, D8—1N4148 diode
- D6, D7—100-volt, 1-ampere rectifier diode (1N4002 or similar)
- IC1—MC1732CL integrated circuit (Motorola)
- IC2, IC3—747 operational amplifier integrated circuit
- J1, J2—Dual phono jack assembly
- M1—Zero-center,  $\pm 75$ - $\mu$ A meter movement

The following resistors are 1/4-watt unless otherwise noted:

- R1, R2, R3, R31—100,000 ohms, 10%, carbon film
- R4—220,000 ohms, 10%, carbon film
- R5, R6, R35—12,000 ohms, 10%, carbon film
- R7—10,000 ohms, 2%, metal film
- R8, R12, R16—300,000 ohms, 2%, metal film
- R9, R11, R32, R33—330,000 ohms, 10%, carbon film
- R10, R13—1200 ohms, 10%, carbon film
- R14—1000 ohms, 2%, metal film
- R15—22,000 ohms, 2%, metal film
- R17—22,000 ohms, 10%, carbon film
- R18, R22, R27—560 ohms, 10%, carbon film
- R19—2400 ohms, 2%, metal film
- R20—390 ohms, 2%, metal film
- R28—10 ohms, 10%, carbon film
- R29—680 ohms, 2%, metal film
- R30—2700 ohms, 2%, metal film
- R34—6200 ohms, 2%, metal film
- R21, R26—10,000-ohm trimmer potentiometer
- R23, R24—2500-ohm trimmer potentiometer
- R25—39-ohm, 10%, 5-watt resistor
- R36—2500-ohm, five-turn potentiometer
- S1—3-pole, 3-position rotary switch
- S2—Spst switch
- T1—16-volt, 100-mA wall-plug transformer with line cord

Note: The following items are available from Netronics Research & Development Ltd., 27 Eagle St., Spring Valley, NY 10977: Complete turntable kit, including all parts and Audio-Technica Model AT-1005II universal tonearm No. 450D for \$159.95; complete kit less tonearm (motorboard minus tonearm holes) No. 350D for \$99.95; dust cover for above No. 40-004 for \$12.00; motor with cast platter and rubber mat No. 99-001 for \$65.00; control circuit pc board No. 99-007 for \$5.90; meter movement No. 99-004 for \$6.50; wood base with motorboard (minus tonearm holes) No. 40-001 for \$15.00; MODE switch (S1) No. 50-001 for \$1.70; and AUTO PITCH CONTROL switch (S2) No. 99-004 for 90c. When ordering complete kit, add \$2.50 for postage. New York state residents, please add sales tax.

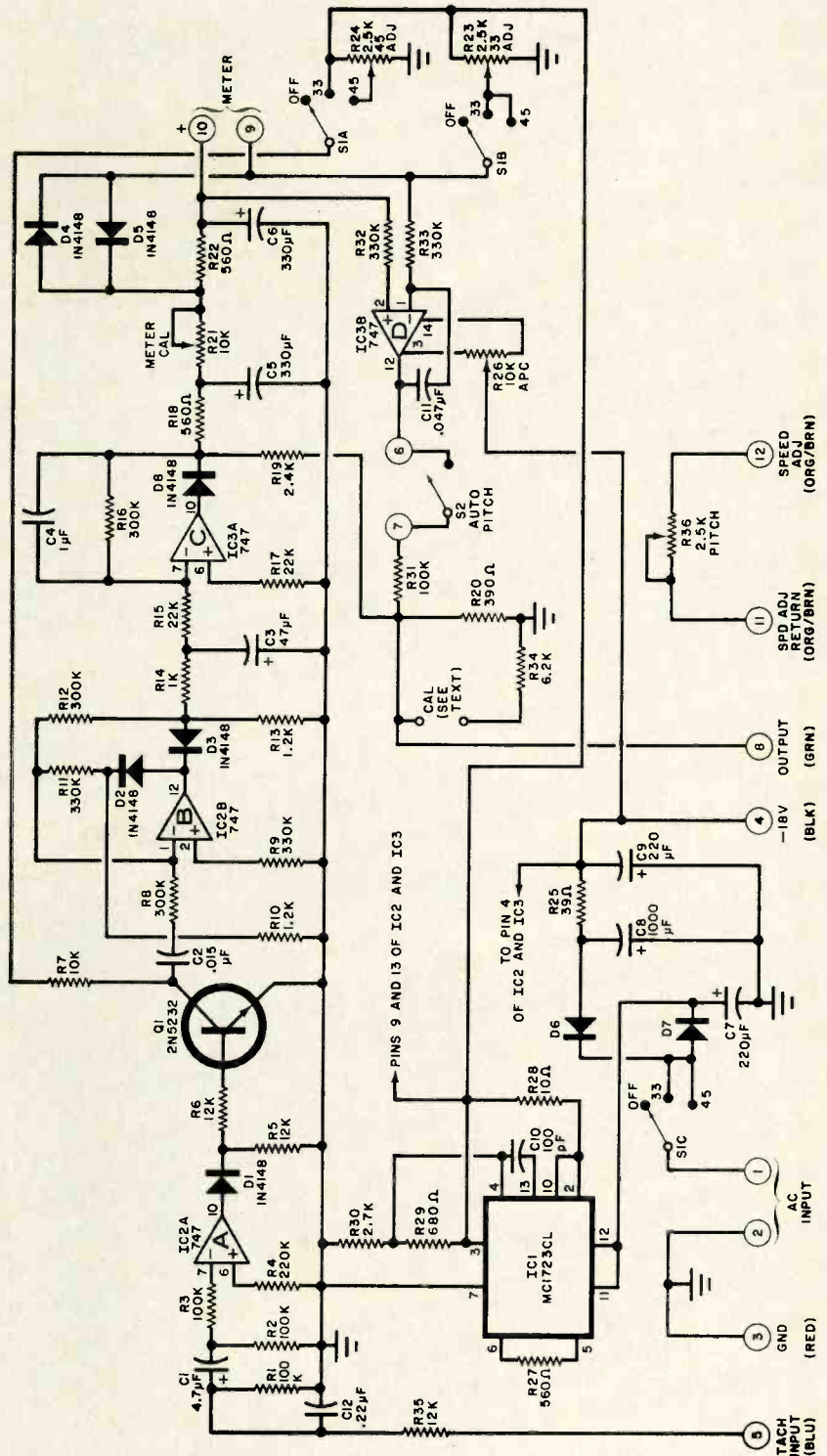


Fig. 1. The control circuit for the turntable motor. The tachometer signal is converted to square waves, differentiated and fed back to the motor. The oscillator and filter for the power supply are also located on the control board assembly.

a ball-type bottom bearing. A preassembled 11-transistor circuit board is housed inside the motor's case. It is connected to an external electronic control circuit board assembly via a color-coded cable system. The circuit assembly inside the motor housing contains all of the circuitry required to rotate the motor and provides a means by which the accuracy of the motor's speed can be monitored.

The motor's brushless action is accomplished by using a high-frequency oscillator, the output of which goes to a series of commutator coils that initiate and sustain motor rotation. A tachometer coil assembly generates a signal that is a function of the speed of the motor's rotor. This control signal is fed back to the speed control circuit to provide constant regulation.

The external control circuit is shown in Fig. 1. The tachometer signal from the motor goes to stage A (*IC2A*), which converts the pulses into square waves. The positive-going portions of the square waves go through *D1* and *Q1*. The circuit associated with stage B (*IC2B*) differentiates the square wave and, due to *D3*, passes the negative portions to *R14*, *C3*, *R15*, and *C4*, all of which are associated with the precision rectifier made up of stage C (*IC3A*). The output of stage C is, therefore, proportional to the speed of the motor. Independent of temperature or line voltage, this output is then coupled back to the motor control board through *R19*. Once the motor has been set to a desired speed, via *R36*, the electronic feedback system tracks to maintain this speed.

A zero-center meter movement is connected between the output of stage C and the rotor of 33 1/3-rpm potentiometer *R23*. When this potentiometer and *PITCH* potentiometer *R36* have been properly set, the direct-drive motor locks onto exactly 33 1/3 rpm and the meter's pointer remains at the zero-center index mark on its scale.

If for any reason, such as record loading or other sources of friction, the speed of the motor deviates from 33 1/3 rpm, the meter will begin to indicate off the zero mark. The meter itself is calibrated for a  $\pm 5\%$  motor speed deviation range (both sides of the zero index mark). You can compensate for speed changes by operating the speed adjust potentiometer and recentering the meter's pointer. However, there is a far easier and faster way to accomplish the same end that makes this turntable different from other turntables.

Stage D in the control system is what sets this turntable apart. Note that op amp *IC3B* is connected as a differential amplifier directly across the meter terminals. Because this stage has a gain of about 20,000 and is operated wide open, a change of only a few millivolts at its input ports generates a maximum output. The change in millivolts will barely be revealed by the meter's pointer, which will remain virtually fixed at the zero mark.

If *S2* is closed (*AUTO PITCH CONTROL ON*), the output of stage D will be fed to the motor speed control board for instant use. The correction factor in this mode is so fast that it insures an almost perfect pitch. Even the slightest change in motor speed is immediately corrected automatically and the motor will rotate at a predetermined speed to keep the meter's pointer on zero center and the inputs to the differential amplifier will be exactly the same.

With automatic pitch control switch *S2* set to *OFF* (open), speed adjust potentiometer *R36* can be used to fine tune the turntable speed for exact pitch, slightly above or below 33 1/3 rpm, if there have been any slight frequency changes during the manufacturing stage between the original recording and the final retail disc. You can also tune a disc for your own instrument if you wish to play along with the music.

Note that only the rectifier/filter part of the power supply is on the control circuit board assembly. The 16-volt transformer plugs into a wall outlet and only the low ac voltage is routed to the turntable's electronics package. This insures a very low hum level to be picked up by the phono cartridge.

This turntable employs a second set of acoustic isolators that are resonant about 2 Hz below the resonant frequency of the main platter system. The result is excellent isolation from acoustic coupling sometimes experienced from loudspeakers.


**Construction.** The actual-size etching guide and components placement guide for the printed circuit board to be used in the turntable are shown in Fig. 2. Mount the components on the board exactly as shown, taking care to properly orient the electrolytic capacitors, diodes, transistor, and IC's. Use a low-wattage soldering iron with fine tip and apply only enough heat to assure good electrical and mechanical connections. Carefully inspect each solder connection for cold soldering and solder bridges between closely spaced conductors. When you are satisfied that the board is properly wired and soldered, temporarily set it aside.

The motorboard, which measures roughly 17" x 10" (43 x 25 cm), consists of two 3/4" (1.9-cm) thicknesses of high-density particle board glued firmly together to form a monolithic sandwich. The upper layer of the sandwich has a 5" (12.7-cm) hole cut into it, while the lower layer has a 3 1/2" (8.9-cm) hole centered within the hole in the upper layer. The motor drops into the motorboard through the top hole, its mounting flange resting on the lower layer's upper surface. Then three 6-32 x 1" machine screws and nuts anchor the motor into place. Mount the tonearm and its rest post in their respective locations on the right side of the motorboard. Slip the turntable platter onto the motor's spindle and check to make sure that it rotates without brushing against the motorboard.


The base of the turntable must be large enough to accommodate the motorboard and leave enough room to house the control electronics package in front. It must also be deep enough to clear the motor or permit the rear end of the motor's housing to sit in a cutout in the bottom panel.

Use #6 woodscrews to mount four isolation springs near the corners of the motorboard. Turn over the base and, in like manner, mount four more isolation springs near each corner of the base.


Mount the *AUTO PITCH CONTROL* (*S2*) at the left end of the control panel. Then, using double-sided tape, mount



FOCUS ON  
HI-FI



FOCUS ON  
HI-FI



FOCUS ON  
HI-FI

## SPECIFICATIONS

Wow	0.02% rms (weighted)
Flutter	0.04% rms (weighted)
Rumble	-60 dB RIAA/RRLL
Drift (APC on)	0.01%
APC accuracy	0.01%
Speed control	$\pm 5\%$ (33 1/3 & 45 rpm)
Suspension	Dual resonant
Motorboard weight	5 1/2 pounds (2.5 kg)
Platter	180 kg/cm <sup>2</sup> moment of inertia, non-ferrous
Pitch control	Five-turn, three-ball planetary potentiometer for precision accuracy

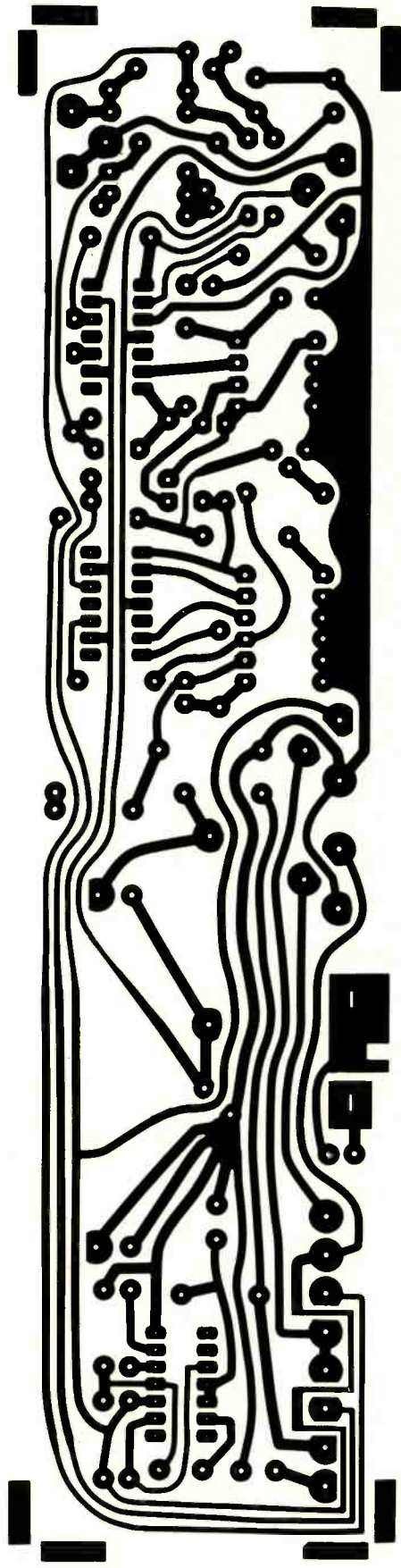

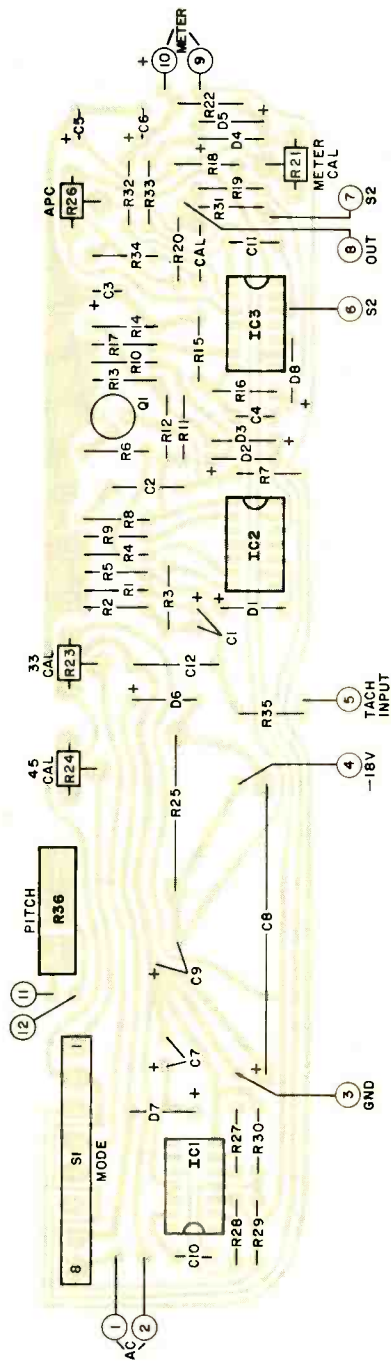


Fig. 2. Etching and drilling guide for the turntable is shown above. Component layout is above right.



the meter movement in a rectangular cutout in the control panel so that its scale is easy to read. This done, mount the control circuit board assembly to the panel via the PITCH control (*R36*) and MODE switch (*S1*). Check to make sure that the adjustment slots of the 33 (*R23*), 45 (*R24*), and APC (*R26*) trimmer potentiometers line up with the holes in the control panel.

Referring back to Fig. 1 and Fig. 2, complete wiring the system. Do not solder the wires coming from the motor housing directly to the pc board pads. Instead, solder lengths of prepared hookup wire (preferably color coded for easy identification) to the board, twist together the free ends of the hookup wires and the appropriate motor wires, and screw onto each twisted connection a wire nut. Solder a 1" (2.54-cm) long piece of solid bare wire to the pads marked CAL on the circuit board. Then solder the leads from the outboard low-voltage transformer's output to the pads marked AC.

Next, connect and solder the cartridge leads coming

## TEST RESULTS

### A Hirsch-Houck Labs Report

The turntable performance was exactly what you would expect of a first-quality unit. Checks with a frequency counter confirmed that the indicated nominal speeds were exact, within the  $\pm 0.1\%$  accuracy of our four-digit counter's display. The meter indications for vernier speed control were within 5% of full-scale and on the nose at the zero-center index mark. Line voltage variations had absolutely no effect on the speed of the turntable or meter indications.

The unweighted rms wow was 0.02%, essentially the residual of our test record and meter. The flutter measured 0.04%. The unweighted rumble was  $-31$  dB, principally in the lateral plane. With RRLA audibility weighting, the rumble was  $-58$  dB.

The turntable took a little longer to reach its final speed than do most turntables. We timed it at about 7 seconds to come up to 33 1/3 rpm and 11 seconds to come up to 45 rpm. With the AUTO PITCH CONTROL set to ON, the turntable required about 14 seconds to reach a locked-in condition at both speeds.

The turntable's unique double-suspension isolation system proved to be very effective in preventing acoustic feedback. We confirmed this when we made our standard test for isolation from the mounting surface, as a function of frequency. This was by far the best turntable we have tested in this manner. Its most sensitive point was at about 35 Hz—at least as good as the best turntable we previously tested. Its isolation at higher frequencies, where most acoustic feedback problems occur, was typically 20 to 40 dB better than other turntables.

**User Comment.** Without considering cost, our tests revealed that this turntable performs essentially on a par with other direct-drive, commercially made turntables. Its wow, flutter, and rumble are as good as most direct-drive turntables and better than most belt-driven units.

The turntable's speed stability was exceptionally good, with none of the warm-up drift that is typical of direct-drive or other electronically controlled turntables. This drift is usually small enough to be negligible, but in the case of this turntable it was undetectable. The range of the PITCH control is greater than average, and we especially like the APC system. It gives the user the rock-stable, accurate frequency of a synchronous motor with the advantage of being able to set the "synchronous" speed to one's own taste.

The chief drawback to the turntable was the long start-up time. On the other hand, the platter can be left running while changing records or stopped manually at any time. Hence, there is no need to shut the turntable off during a playing session. Because of the soft base suspension, one must be careful when operating the controls to avoid jarring the motorboard. But in normal operation, the tonearm's finger lift or cueing lever are the only active controls, and they pose no problems in this regard.

We did not perform tests on the Audio-Technica tonearm that was mounted on the turntable's motorboard. From past experience with it, we know that this is a smooth-handling tonearm that should be compatible with any good phono cartridge. The turntable can accommodate any separate tonearm, of course.

This turntable gives every audiophile the opportunity to own a truly state-of-the-art direct-drive disc player for a fraction of the usual cost by allowing him to wire the electronics and assembling the mechanical section.

out of the base of the tonearm assembly to the lugs on a two-phono-jack assembly and mount the jack assembly on the bottom of the turntable's base. Mount a phono cartridge in the tonearm's cartridge shell.

**Setup and Use.** Set the motorboard assembly into the base so that it rests on its isolation/support springs. Slip onto the motor's spindle the turntable platter and rubber mat. Place a bubble level on the platter to make sure that it is level.

Preset all potentiometers on the control board to their mid-positions. Plug the turntable's line cord into an ac outlet and set the MODE switch to 33 and the AUTO PITCH CONTROL switch to OFF. Illuminate the strobe pattern on the edge of the turntable platter with a fluorescent or neon light source. Adjust the 33 control on the bottom of the motor housing so that the second set (from the bottom) of strobe marks is approximately stationary. Then adjust the PITCH control until the pattern is exactly stable. Adjust the 33 CAL (R23) control so that the meter's pointer rests on the zero index on the scale.

Set the MODE switch to 45 and adjust the 45 CAL (R24) control until the bottom set of strobe marks on the platter are stationary. Put the MODE switch back in the 33 position and set the AUTO PITCH CONTROL to ON. Adjust the APC calibration control (R26) for a zero indication on the meter. Set the AUTO PITCH CONTROL to OFF.

Lightly twist together the two bare calibration wires on the circuit board. This will speed up the motor by 5%. Adjust METER CAL potentiometer R21 (this pot is not accessible through a hole in the front panel) until the meter's pointer indicates exactly +5%. Untwist the calibration wires and orient them so that they do not touch each other or any part of the circuit.

(Note: The calibration procedure is best performed during the hours when commercial power demands are at their lowest, such as during a weekend. This will insure that the power-line frequency is at its closest to the ideal 60 Hz.)


Turn off the power by setting the MODE switch to OFF and disconnect the power from the ac receptacle. Remove the turntable platter and mat. Then fit the control panel in place in the turntable's base and fasten it down with two No. 6 woodscrews. Reinstall the platter and mat and check again with the bubble level to make certain the turntable is level. If necessary, repeat the adjustment procedure from the point where you trim the PITCH control to obtain an exactly stable 33 1/3 rpm speed when viewing the strobe marks on the platter.

Put the turntable where you want it in your system and connect the feed cables between it and your audio amplifier. Check again to make sure the turntable is level. It is now ready to be used for playing discs.

Whenever you turn on the turntable from a cold start or switch from one speed to another, wait about 10 seconds for the speed to stabilize before lowering the tonearm onto the disc's surface. (Monitor the meter; when the pointer rests on the zero, or center, index, the turntable is operating at the proper speed.)

The most convenient way of operating the turntable is by leaving it in the automatic mode. In this mode, the speed of operation will be as close to perfect as your calibration can make it. When the turntable is operated on automatic, the assumption is that the disc was cut at an exact 33 1/3- or 45-rpm speed. If you find that the pitch appears to be off, however, you can set the AUTO PITCH CONTROL to OFF and bring it back on-pitch by adjusting the PITCH control. You can adjust for up to  $\pm 5\%$  pitch error in this manner. ♦

(Editor's Note: The author is pursuing patent protection for concepts described in this article. However, readers may build it for personal use.)



FOCUS ON  
HI-FI





FOCUS ON  
HI-FI

# HOW GOOD ARE FERRICHRROME & OTHER NEW CASSETTE TAPES?

LAB TESTS EXPLORE PERFORMANCE  
OF LATEST "SUPER" TAPES.

BY JULIAN D. HIRSCH/Hirsch-Houck Laboratories



**N**EW CASSETTE tapes are introduced with almost clockwork regularity. Most are claimed to have significantly improved characteristics in such important areas as frequency response, noise, distortion, coating uniformity, etc. Some tapes, notably the "ferrichrome" types available from Sony and 3M (Scotch), require special recording bias and equalization to obtain their full potential. Most tapes, however, are designed to be compatible with the "normal" or "chrome" operating modes of any good cassette deck.

In past tests of cassette tapes, we used an Advent 201 deck to achieve uniformity of results for reference purposes. This deck has a single switch to set both bias and equalization for either "regular" ferric-oxide or chromium-dioxide tapes. In testing the new tapes, however, we used the Advent as well as a Nakamichi 500 deck which has separate three-position switches for independently setting bias and equalization. This permitted us to get a better overall picture of modern cassette performance. We would have liked to use other decks also, but the number of measurements required made this impractical.

Some inconsistent or difficult-to-explain results were expected from our tests, and we were not disappointed in this respect. However, we did find some significant differences between some tapes. Note, though, that many of the apparent differences between some tapes are a result of recorder characteristics. Quite possibly, the relative standing of the tapes in some performance areas would be different with other decks. Some of the differences are so clearly a function of the tapes themselves, however, that they leave little room for doubt.

The new tapes tested were: Capitol Music Tape, Fuji FX, Maxell UD-XL, Memorex MRX<sub>2</sub>, Nakamichi EX, Scotch Low Noise/High Density (LN/HD); Scotch Chrome, Scotch Classic, Sony Ferrichrome (FeCr), and TDK SA (Super Avilyn). As a reference, we also included TDK SD, a familiar high-quality tape whose properties are compatible with the regular bias for which the Advent and other decks are specially set. The Scotch Chrome tape, which is similar to other CrO<sub>2</sub> tapes, was used primarily to establish a basis for comparison against the new TDK SA tape. The latter is a unique ferric-oxide tape intended to perform with CrO<sub>2</sub> bias and equalization.

**Tape Details.** One way to improve tape is to manufacture smaller ferric-oxide particles whose shape ideally is that of a rod about 10 times longer than it is wide. Particle distribution must be even throughout the binding material that anchors them to the plastic backing to reduce tape noise and output fluctuations and maximize the playback output level. It appears that all tape manufacturers have devoted considerable effort to achieving a

uniform distribution of correctly formed and proportioned oxide particles.

High-frequency performance can be enhanced by "doping" the ferric-oxide with cobalt. Again, the problem of homogeneity exists, with "clumping" of the cobalt portion of the mix being undesirable. TDK and Maxell have attacked the problem with what appears to have been a similar approach, but by different techniques. According to TDK, the SA tape has a ferric-oxide base, with cobalt ions added to each fine oxide particle. This tape is unique among ferric-oxide tapes in requiring chrome bias and equalization and a 70- $\mu$ s playback characteristic. (The back of the cassette even has the special notch that automatically switches some decks to the CrO<sub>2</sub> mode.) TDK states that the SA's characteristics are in some ways superior to those of CrO<sub>2</sub> tape.

Maxell's UD-XL tape is offered as a "very high performance ferric-oxide tape" that can operate with normal ferric-oxide bias. However, the slightly higher level offered on some decks with an EX, LN, etc., switch is preferable. It should be used with a 120- $\mu$ s playback equalization. Maxell has developed a smaller magnetic particle coated with cobalt ferrite, which takes care of the clumping problem. Claimed for the UD-XL tape are a higher output level at all frequencies and a lower noise level when compared to conventional ferric-oxide tape.

The other ferric-oxide tapes—Capitol Music Tape, Memorex MRX<sub>2</sub>, Nakamichi EX, and Scotch LN/HD—appear to offer an overall refinement in performance rather than any specific technological breakthroughs. They all lay claim to finely dispersed coatings, compatibility with normal bias and equalization, and the precise mechanical construction needed for a smoothly operating, jam-free cassette.

Two ferrichrome tapes (Sony FeCr and Scotch Classic) were included in our tests. Both have a layer of ferric oxide coated with a thin layer of chromium dioxide. The low and middle frequencies penetrate to the oxide layer that has superior characteristics in these ranges, while the surface coating brings the superiority of chromium dioxide into effect for the highest frequencies.

Operating at normal ferric-oxide bias settings (or the higher settings of decks designed for high-energy tapes), a ferrichrome tape can have a high-frequency response that surpasses conventional ferric-oxide and chromium-dioxide tapes. The catch is that special recording equalization is also required. On a standard recorder not designed for it, a ferrichrome tape has an exaggerated high-end response. Further complicating matters is the fact that the Sony and Scotch tapes are so different in their characteristics that they are not interchangeable. The Scotch tape has a thinner chrome layer and does not have as extreme a high-end boost as the



Sony tape. Hence, a Scotch tape performs best on a 3M Wollensak deck, and a Sony deck is needed for best performance from a Sony tape. (This situation is expected to change shortly and may have done so by the time this report is in print.)

**The Tests.** We used both the Advent Model 201 and Nakamichi Model 500 cassette decks throughout our testing. We tested: record/playback frequency response at 0- and -20-dB recording levels; IM distortion in playback from recordings made at 0, -5, and -10 dB; input level required at 1000 Hz to produce 3% THD on playback; playback output level from a 0-dB, 1000-Hz recording; output noise (IEC "A" weighted) referred to the playback output from a 0-dB, 1000-Hz recording; playback THD at 100, 1000, and 5000 Hz from recordings made at a constant input level corresponding to 0 dB at 1000 Hz; and playback output uniformity, including the effects of dropouts in the tape coating and mechanical friction in the cassette.

The last test was accomplished by recording a 10,000-Hz signal at -20 dB for about three minutes and playing it back into a slow-speed chart recorder with a fast pen response. The width of the trace, ideally a straight thin line, is an indicator of the uniformity of the tape coating. A cyclic variation in output level indicates a binding or eccentricity within the cassette. In all measurements, the 0-dB level was based on the decks' meter indications.

Whenever possible, we used the recommended bias/equalization switch settings. Obviously, the regular and CrO<sub>2</sub> positions of the Advent deck placed some of the high-energy ferric-oxide tapes, to say nothing of the ferrichrome tapes, at a disadvantage. We set out to discover how well a "super" tape performs when used in a machine for which it was not specifically designed. It soon became obvious that neither test deck could cope with the ferrichrome tapes using a single switch setting. Therefore, we settled for recording with regular or EX bias and equalization and playing back with the 70-μs CrO<sub>2</sub> equalization. This provided an "acceptable" frequency response, although we doubt that we were utilizing the full potential of either tape.

**Interpreting the Data.** After accumulating more than 30 frequency-response charts and hundreds of observations on various aspects of tape performance, we faced the difficult task of evaluating the data. Our hope that the degree of saturation at high frequencies revealed by the rolloff in response of the 0-dB record/playback curve would indicate the relative high-frequency energy capabilities of the tapes had to be discarded. It proved to be basically a property of the tape deck. In any event, the differences between the tapes were too small to be significant.

The differences between some of the tapes in our IM tests on one deck were so great that we began to doubt our instruments. However, the same measurements re-

peated on the other deck yielded totally different results—in degree, not kind. Although the tapes ranked in roughly the same order in both cases, the measured IM distortion levels reflected the internal operating conditions of the decks as much as they did the tape characteristics.

In our opinion, the four remaining parameters indicate real tape qualities. Although there were some differences between the two decks, we feel that they would generally apply to the tapes used in other good recorders. However, one must not attach too much importance to small differences between tapes, since they would not be warranted by our test conditions.

The dynamic range was separately tabulated for each tape deck. This is the decibel span between the maximum recording level, above the deck's own 0-dB meter reading, that corresponded to a 3% THD at 1000 Hz in playback and the weighted noise. It was taken from a section of tape exposed to the bias waveform but with no signal applied. Although much is made of the separate factors of maximum level and playback noise by the manufacturers, neither is sufficient to define the important dynamic-range parameter.

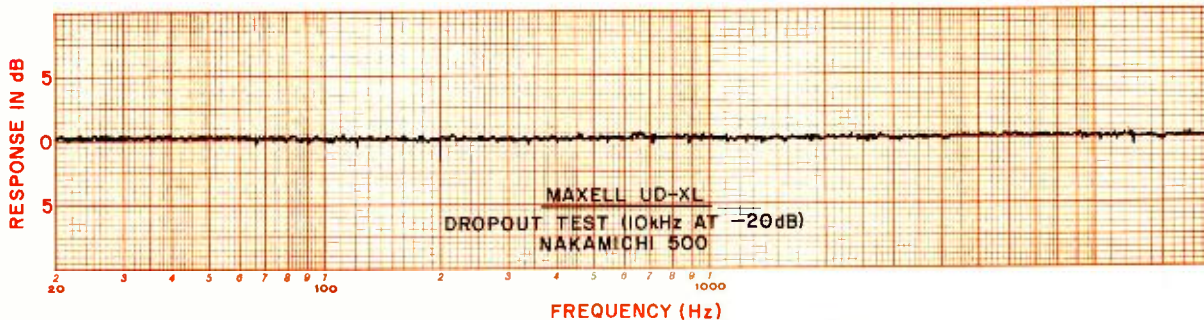
We divided the S/N measurement into 2-dB intervals, assigning each tape a numerical rating based on its own performance. The overall range of the actual S/N measurements was higher (better) on the Advent than on the Nakamichi deck. This tends to obscure the comparisons between tapes unless they are made on the basis of a single deck. Nevertheless, the tapes that ranked high on one deck generally did so on the other, even if the order was slightly different.

The maximum recording level for 3% THD on either machine reveals the midrange saturation capabilities of the tapes. This is dependent on the operating bias and equalization, but it gives a clue to how close one comes to saturation by recording up to the "zero" mark. The playback output from a 0-dB recording is an indicator of how much energy has been stored on the tape. All else being equal, a higher output implies a higher S/N.


The chart recorder's trace in the "dropout" test is one of the best guides we know to check the homogeneity of the tape coating. Although it does not necessarily correlate directly with audible effects, it seems obvious that, in this case at least, less is better than more. A "typical" chart obtained in this test is shown below.

The relative performance of the tapes with respect to the four parameters described is shown in the table. Remember that small differences are usually not significant and that comparisons should be made in each category only on the data obtained from one deck. If both decks suggest a similar ranking of the tapes, this gives a greater credibility to the rating, but the reverse is not necessarily true.

**Other Cassette Features.** There is more to a good cassette than the tape within it. All the makes represented in our tests have good-quality mechanical con-



Typical chart recording of dropout test—in this case for the Maxell UD-XL




FOCUS ON  
HI-FI





FOCUS ON  
HI-FI



FOCUS ON  
HI-FI





struction, and our experience with them has been uniformly satisfactory. Since we tested only one C-60 cassette of each tape type, no sweeping conclusions can be drawn regarding uniformity throughout production. However, we wouldn't expect any major departures from our findings.

The listing of test results in the table includes a column for case construction, which is nearly evenly divided between screw fastened and welded. If a case is well made, there is probably little difference between the types. Some people might prefer the screw-fastened case because it can be disassembled to permit reguiding and splicing of tapes. (A welded cassette cannot be opened without breaking the case.) However, as 3M points out in its novel cassette-splicing kit, disassembling a case is never recommended. If a tape is broken, it can be spliced from outside the case.

Of the cassettes tested, the Memorex MRX<sub>2</sub> and Maxell UD-XL had larger-than-normal windows for viewing the tape, the former spanning almost the full width of the cassette housing. TDK, Nakamichi, and Maxell have timing marks on their tape leaders. Nakamichi and Maxell tapes have marks that indicate five seconds remaining before the coated tape reaches the head and arrows that indicate the direction of tape motion. Nakamichi also marks the side, A or B, on the leader. TDK tapes have four seconds of leader, with timing marks at one-second intervals. The Maxell (and we suspect from the audible sound as it moves, the Nakamichi) has a special head-cleaning tape as a leader so that the heads are cleaned every time the leader passes over them.

Recordists who have run afoul of short-length cassettes that can cause the end of a half-hour broadcast to be lost will appreciate Sony's FeCr Plus 2 cassettes. They have a full 31 minutes of tape per side.

**Summing Up.** As stated earlier, it is possible that, by optimizing a recorder for each of the tapes, we would have eliminated many of the differences observed. But this isn't an option open to most users. Thus, the question of what a user can expect from each of the tapes on his particular deck still remains.

Every tape we tested is capable of making really good hi-fi recordings with any good deck. In most cases, especially when recording FM broadcasts, we doubt that anyone could tell which tape was being used. Our TDK SD control tape, once a "premium" tape, is now a "standard" tape of sorts. This says a lot for the continuing progress in tape performance. Except for its higher dropout level, the Scotch LN/HD tape was very similar to the TDK SD tape. (On the Advent deck, they were almost identical.)

In most respects, Memorex MRX<sub>2</sub> and Capitol Music tape measured not too differently from the TDK SD tape, which was in the middle in our tests. On the Advent deck, the Capitol tape ranked at the top in dynamic range and maximum recording level, but it was in the middle of the group on the Nakamichi deck. Strangely, Nakamichi EX tape was in the middle or slightly above in all characteristics, but never reached top position on either deck. In other words, it was a very fine tape among other very fine tapes.

As claimed, the Maxell UD-XL tape ranked close to the top in maximum recording and playback levels. Its dynamic range was also outstanding on the Advent deck, though average on the Nakamichi deck. Its dropout level was very low, ranking with the TDK SA and Sony FeCr tapes and better than all the other ferric oxide tapes except Fuji FX. In all our tests, the Fuji tape was so close to the Maxell UD-XL that we would not consider any differences to be significant.

Scotch Classic was something of a "maverick" in this group. Without optimum recorder adjustments, it saturated early, had a fairly low output level (lower than average S/N), and average dropout rating. Although most of the other tapes gave nearly identical frequency-response curves (on a given deck), the Classic had a strongly peaked high end on the Advent deck. On the Nakamichi deck, with EX bias, the peak was considerably tamed. This would not be a tape for use with decks that have only regular and CrO<sub>2</sub> bias and equalization, since it doesn't fit into either category. A possible exception might be an older deck with unexceptional highs, which might well become exceptional with this tape. Needless to say, on

**TEST RESULTS**

Recorder <sup>5</sup>	Dynamic Range (dB)		Rec. Level at 3% THD 1 kHz <sup>1</sup>		Output from 0-dB Rec.		Dropout Ranking <sup>2</sup>	Case Seal <sup>3</sup>	Price (\$) <sup>4</sup>	Comments
	N	A	N	A	N	A				
<b>Tape</b>										
TDK SD	54-56	58-60	+2.3	+5.0	0.0	0.0	5	S	3.00	4-s timed leader
Scotch LN/HD	52-54	58-60	+1.5	+4.5	-1.3	-0.7	6	W	3.00	
Memorex MRX <sub>2</sub>	58-60	58-60	+1.5	+5.0	+1.0	-0.7	5	W	2.30	Large window
Capitol Music Tape	56-58	62-64	+3.5	+6.5	0.0	+0.8	5	S	3.00	
Nakamichi EX	52-54	58-60	+1.5	+5.0	+0.7	0.0	3	S	3.70	5-s timed leader, head cleaner
Maxell UD-XL	56-58	60-62	+2.0	+6.5	+2.2	+0.7	2	S	4.89	5-s leader, head cleaner, large window
Fuji FX	56-58	60-62	+2.0	+6.0	+2.3	+0.6	2	S	3.50	
Scotch Classic	52-54	58-60	-1.0	+2.0	0.0	+0.6	5	W	4.35	Ferrichrome
Sony FeCr <sup>6</sup>	56-58	60-62	0.0	+3.0	+1.0	+0.6	1	S	4.00	Ferrichrome, 31 min/side
Scotch Chrome	58-60	60-62	+2.5	+2.0	-0.5	-0.5	4	W	3.75	
TDK SA	60-62	62-64	+3.0	+3.0	+2.7	+3.1	2	S	3.60	"Super Avilyn" ferric coating

**Notes:**

1—0 dB = meter reading at 1 kHz

2—Numbers increase with increasing dropouts.

3—S = screws; W = welded

4—For C-60 tape.

5—N = Nakamichi 500; A = Advent 201.

6—Rec. Reg./Play CrO<sub>2</sub>.

the Wollensak decks in their FeCr modes, this tape delivers a much better account of itself.


Everything we have said about Scotch Classic applies, to an even greater degree, to Sony's FeCr tape. On a suitably designed deck, such as some of the better Sony models, it is an excellent tape. On most other decks, however, it is unusable because of its exaggerated high-end response. A possible solution is to record with normal bias and equalization and playback with the 70- $\mu$ s CrO<sub>2</sub> equalization. This gives a not too objectionable, mildly rising high end. This tape was outstandingly free from dropouts and other irregularities.

Both test decks were designed to deliver their flattest, widest response with CrO<sub>2</sub> tape, and they did just that. The Scotch Chrome ranked slightly above average in its overall performance, which we expected from a well-made cassette using chromium-dioxide tape. The real reason for including it was to set the stage for TDK SA


tape, which is effectively a substitute for chrome in a cassette deck, although it is a ferric-oxide tape.

The SA placed at or just below the top in every performance category. Its S/N (dynamic range) was the best on the Nakamichi and a hair's breadth below the top-ranking Capitol Music Tape on the Advent decks. Although its maximum recording level was only slightly above average, the playback output was 2 to 3 dB better than any of the other tapes. Finally, its freedom from dropouts tied the Sony FeCr tape and was far ahead of all the others. The SA tape can be used with any deck that has a CrO<sub>2</sub> switch, and that includes just about every deck on which you would use a top-grade tape.


In closing, we repeat our caution: Don't read into our test results more than is justified. Most tapes perform better on some machines than they do on others. It makes good sense to experiment with different tapes to determine which is best for your needs.  $\diamond$



FOCUS ON  
HI-FI



FOCUS ON  
HI-FI



FOCUS ON  
HI-FI

# NEW TRENDS IN HI-FI ELECTRONICS

## WHAT LATEST DEVELOPMENTS IN CIRCUITRY AND COMPONENTS WILL MEAN TO THE AUDIOPHILE.

BY LEN FELDMAN

**C**HANGES in audio electronics occur gradually. However, by examining some of the newer circuits and techniques that have marked the audio equipment scene during the past year, we can make some intelligent guesses about what the future of hi-fi electronics holds in store for the coming year.

Advances in hi-fi electronics technology can be categorized as follows:

- totally new circuit approaches to solve old audio problems.
- application of existing circuitry for improved audio performance.
- circuitry and products designed to improve hitherto unexplored areas of performance.
- passive or semi-electronic circuits that improve system flexibility.

Let's look at the new developments that are either part of the hi-fi scene or show promise for the future.

**VFET Power Amplifiers.** Perhaps the most interesting new circuit approach to appear in a hi-fi product in the past year was the use of the vertical field-effect transistor (VFET) in basic power amplifiers. Advantages claimed for this relatively new solid-state device by the two equipment manufacturers—Sony and Yamaha—who have so far incorporated it into their products include extremely fast rise and fall times (fast pulse response), availability in n- and p-channel configurations for true complementary circuit design, high input and low output impedance characteristics, and voltage-rather than current-controlled response. They feel that it is now possible to design a breed of amplifiers that possess the advantages of both bipolar-transistor and vacuum-tube equipment.

A cross section of a VFET is shown in Fig. 1. Unlike conventional FET's, in which the current flow is through a relatively narrow channel, the "grate-like" arrangement of the VFET gate permits a higher current to flow between the drain and source. In the case of the n-channel VFET shown, the digitized gate (p+) is diffused in the n+ and n- areas. (Reversing the n and p areas makes the VFET a p-channel device.)

The gate and source terminals are separated by a relatively thick silicon-dioxide insulation. Since charge storage is not significant in a VFET, it has good transient response and power bandwidth well into the ultrasonic range (Fig. 2).

A block diagram of Sony's Model TAN-8550 power amplifier in which VFET's are used is shown in Fig. 3. The

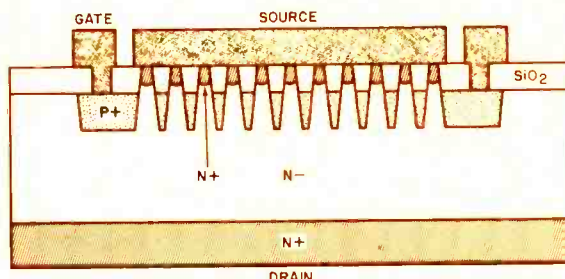


Fig. 1. Cross-sectional view of a VFET.

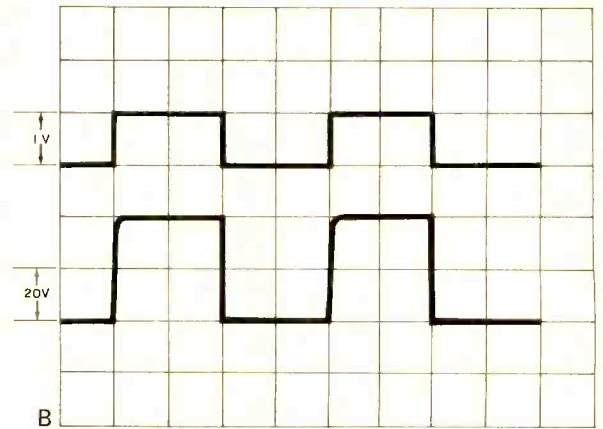
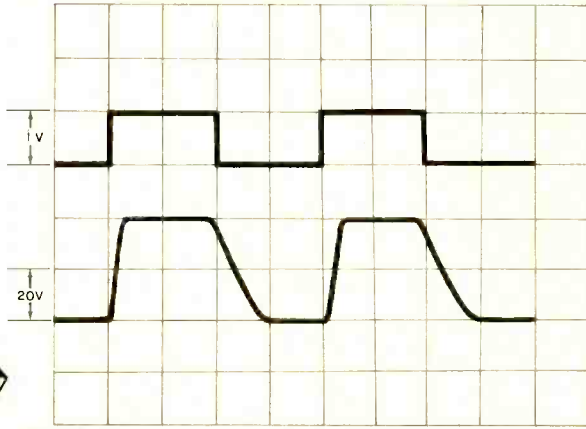




Fig. 2. Square-wave responses at 200 kHz of the highest quality bipolar transistor power amplifier (A) and a vertical FET amplifier (B). Note evidence of switching lag due to slow cut off in response at (A).

final output stage of this amplifier employs three n- and three p-channel VFETs in a push-pull parallel design. The amplifier delivers 100 watts/channel into an 8-ohm load at any frequency from 20 to 20,000 Hz.

Much attention has been paid recently to a previously undefined form of audio distortion called "transient intermodulation distortion" (TIM). Unlike harmonic or intermodulation distortion, this audio imperfection does not lend itself to simple measurement, but it is known that high orders of negative feedback applied from the output to the input in solid-state amplifiers tend to aggravate the condition. Proponents of VFET amplifier design maintain that the better high-frequency response of the device permits designers to apply less overall negative feedback to the amplifier (between 15 and 20 dB less), which, in addition to contributing to better stability and reduced higher-order harmonic distortion of the amplifier, also reduces audible TIM.

**Class-D Amplifiers.** Audio amplifiers operated class A, in which one or more output transistors conduct continuously, are the least efficient means for converting dc to audio power. Class-B amplifiers constitute the majority of all available hi-fi amplifiers because they offer greater efficiency, use far less current during idle, and have been refined to a high level of perfection. They have one or several pairs of complementary transistors, one type of which conducts on the positive and the other type on the negative half of the audio signal. This can lead to notch or crossover distortion if one of the transistor types cuts off before the other type conducts. (Class-C amplifiers, while considerably more efficient than class-A and class-B amplifiers, are confined to generating r-f energy because they conduct for only a portion of a half cycle and cannot create a replica of an audio signal.)

This brings us to the new class-D amplifier. Infinity, Inc., has displayed prototypes of a class-D amplifier for a few years, but still hasn't introduced it to the marketplace. It's said to be about 96% efficient, operating cool to the touch while delivering its full 250 watts/channel output power with little or no external heat sinking. This is a sharp contrast to the approximately 40% efficiency of the conventional linear class-B amplifiers that dissipate the power loss as heat.

Instead of using transistors as ordinary linear amplifiers, class-D circuitry uses them as switches. Audio inputs to a class-D amplifier are converted into pulses of varying widths that switch the output transistors on and off in excess of 500,000 times per second. With such a switching amplifier, none of the musical signal is processed through linearly operated transistors, which circumvents (theoretically) the problems of nonlinearities inherent in transistors.

The block diagram of Fig. 4 illustrates a typical configuration of a switching amplifier. As audio is applied to the input, it modulates a series of high-frequency pulses, varying pulse width as a function of instantaneous audio amplitude (Fig. 5). The power amplifier switching module amplifies the variable-width pulses, which are then fed to the demodulator. Components in the demodulator inte-

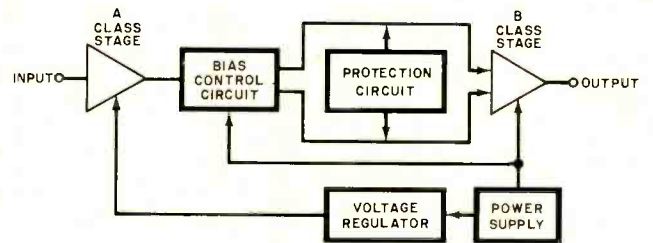


Fig. 3. Block diagram of Sony's TAN-8550 power amplifier with VFET's in output stage.

grate the pulses into a recognizable audio waveform that follows the amplitude characteristics of the original input signal. The high-frequency residual components of the waveform are inaudible since they are well beyond the range of audio frequencies.

Delay in introducing this amplifier and others like it arises primarily because of r-f radiation caused by the powerful harmonics of the high-frequency pulses. These problems will no doubt be solved as work proceeds on perfecting the class-D audio amplifier.

It's interesting to note that prototypes of the Infinity class-D amplifier measure only 17" W x 11" D x 3" H (43.2 x 28 x 7.6 cm), yet produce a "cool" 250 watts of power per channel.

**New Protection Levels.** When solid-state amplifiers were first offered to consumers as hi-fi components, failure rates of transistors were high. This prompted manufacturers to design all manner of so-called protection circuits, ranging from simple fuses in the output lines to thermal and current sensing electronic circuitry

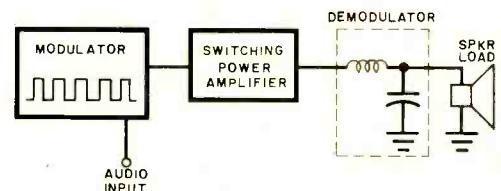


Fig. 4. Typical configuration of a class D switching power amplifier.

to turn off the audio output stages in the event of trouble. Today, output transistors are far more reliable and trouble-free, but the quest for totally failsafe protection circuitry continues. Often, the built-in circuit intended to serve as protection for the output stages of an amplifier or as speaker protection is almost as elaborate as the audio amplifier itself.

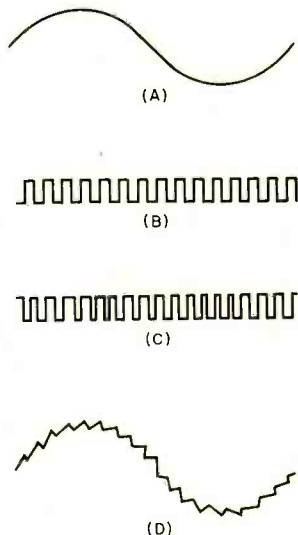


Fig. 5. With circuit in Fig. 4, audio signal (A) modulates pulses (B) to give pulses of varying width (C). These are then integrated to create replica of the original signal.

Recent rulings by the Federal Trade Commission may cause a bit of re-thinking with regard to amplifier protection design. It has been found that many top-rated amplifiers, when subjected to preconditioning requirements imposed by the FTC, often have their protection circuits triggered by the excessive heat generated during these preconditioning tests. (The tests require that an amplifier deliver one third of its rated output power for a full hour before final output-power measurements are made. Many people feel that such a preconditioning demand is unrelated to actual amplifier use in reproducing music, which calls upon only about one tenth of an amplifier's rated output power over the long-term period.)

In the interest of consumer safety and economy, most manufacturers have designed their protective circuits so that they cycle and open up the signal path before the hour of preconditioning is completed. However, according to the FTC, such cycling negates the preconditioning tests. Thus, manufacturers may have to set their thermal limits higher, add extra heat-sink material, or design protective circuits that will not be triggered by this arbitrary preconditioning requirement. The upshot is that the circulating fan is likely to become a familiar part of all high-power amplifiers if present interpretation of the

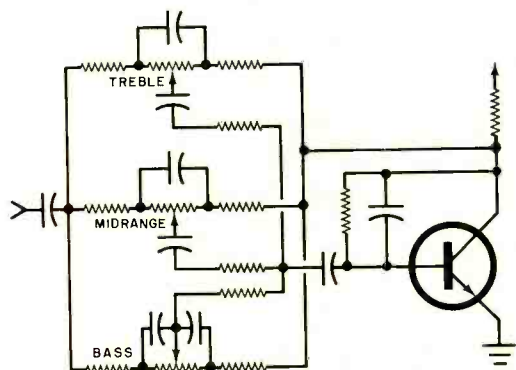


Fig. 6. Typical circuit of bass, treble, and midrange tone control arrangement.

preconditioning rule by the FTC persists. (Editor's Note: As we went to press, we learned that the FTC, in a reinterpretation of the preconditioning requirement, will now permit amplifiers to cycle on and off as long as the total time accumulated in the on condition adds up to the required one hour.)

**Tonal Compensation.** There was a time when serious audiophiles shunned the use of tone controls in a hi-fi music system, preferring flat response in the electronic portion of the system. Today, more and more people recognize that tone controls, when used properly, can restore tonal balance to compensate for speaker system irregularities, room acoustics, and associated component limitations. Perhaps part of the objection to the use of tone controls in the past stemmed from the limitations imposed by the conventional bass and treble control scheme. They affect wide portions of the audio spectrum but cannot provide the degree of precision that is often needed to adjust system response.

One control that is appearing on even some moderately priced receivers and amplifiers is the midrange tone control that offers boost or attenuation of the middle frequencies. A partial schematic diagram of the tone-control section of the Realistic Model QTA-770 4-channel

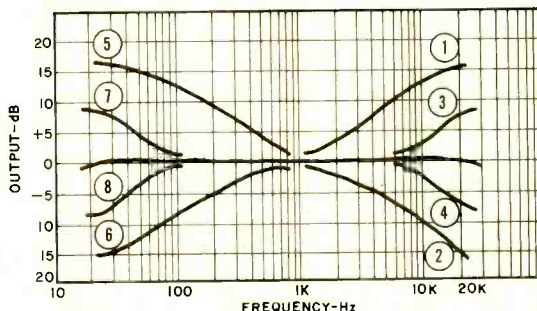


Fig. 7. Curves 1 & 2 and 3 & 4 are for treble controls; 5 & 6 and 7 & 8 are bass.

receiver illustrates this in Fig. 6. It shows how the midrange control is incorporated into the familiar feedback tone-control system. Components surrounding the center potentiometer in the diagram are chosen to provide a midrange boost or cut of about 6 dB at a 1000-Hz center frequency. The other two potentiometers are the conventional bass and treble controls that are hinged at about 1000 Hz.

Other manufacturers have made tone controls more flexible by using main and "sub" tone controls for the bass and treble. The main controls are hinged at 1000 Hz, while the sub controls alter frequency response only at the extremes of the audio spectrum — in the regions where only a small amount of tonal compensation is often required for correction of speaker deficiencies. The

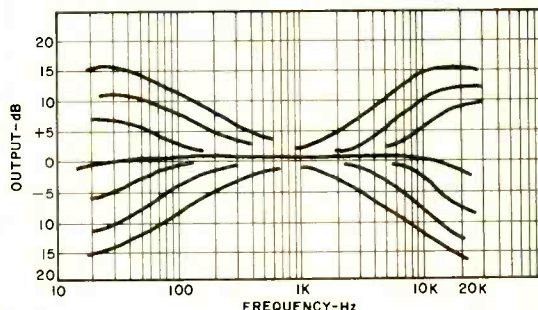




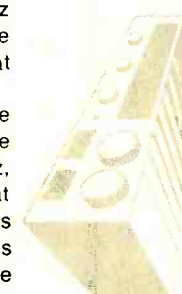
Fig. 8. With multiple switching, tone controls have selectable turnover points.





FOCUS ON  
HI-FI



FOCUS ON  
HI-FI



FOCUS ON  
HI-FI



control range afforded by these dual-control arrangements is shown graphically in Fig. 7. Alternatively, other manufacturers offer variable turnover tone controls. The usual bass and treble controls are supplemented by multiple-position switches that are used to select the frequency at which the bass or treble boost or cut action begins (see Fig. 8).

It is difficult to say whether the presence of multiple tape monitoring facilities on modern hi-fi equipment has given rise to the creation of new kinds of accessory products or that the situation is the other way around. One accessory that appears to be gaining in popularity is what might be called the "ultimate" tone control: the tonal (or graphic) equalizer. Such multi-control units permit specific adjustment of small frequency segments and, if they are equipped with a sufficient number of controls, allow the user to tailor overall response to meet personal tastes or to provide compensation for room acoustics.




Fig. 9. Russound/FMP control center and patch bay.

**The Phase-Locked Loop.** The phase-locked loop, or PLL, first made its appearance in hi-fi equipment in the form of multiplex (stereo FM) decoders. Offering more stable performance and lower distortion than conventional decoders, the PLL is unencumbered by tuned coils or variable capacitors and is more stable and offers better stereo separation across the audio band. Other current applications for the PLL include its use in the front ends of FM tuners and receivers, where (when combined with crystal frequency synthesizer tuning and digital electronics) they can ensure precise tuning of FM stations. With such tuning accuracy comes lowest possible audible distortion.

Examples of the combined use of PLL's are already represented by Kenwood's Model 700-T frequency-synthesizing tuner and Scott's newly announced digital receiver.

**Four-Channel Sound.** Interest in 4-channel sound should be heightened as complex SQ decoder circuitry (including logic enhancement) and new and better CD-4 demodulator circuits (which also use the PLL principle in their latest designs) are reduced to large-scale IC form.

Developments in 4-channel sound are not confined to price reduction and miniaturization. Almost two years ago, a company called Tate and its inventor-engineer Wes Ruggles demonstrated to an amazed audience a "retro-fit" SQ decoder that yielded 4-channel reproduction that was indistinguishable from original discrete quadraphonic master tapes.

The Tate device accepts the four outputs from a basic SQ decoder and electronically processes them to provide as much channel separation as characterized by the best 4-channel discrete tape program sources. Now, National Semiconductor and Wes Ruggles, in a joint effort,

have reduced the processor circuit to IC form. We may soon be able to buy a retro-fit SQ decoder that will make any 4-channel system, however minimal its previous SQ decoder circuitry, into a super-performance 4-channel sound system.

In the coming months, we may also hear news of a decision on the part of the Federal Communications Commission on permitting 4-channel discrete broadcasting over the FM band, using one of the recently tested systems designed for that purpose. The foregoing and the ever-growing amount of software suggest that quadraphonic sound is here to stay, though its initial growth pattern was slower than anticipated.

**Noise and Dynamic Range.** During the past year, we have been witness to increasing effort devoted to overcoming what many people consider to be the remaining two impediments to faithful reproduction of sound in the home: restricted dynamic range and residual background noise.

Dolby noise reduction systems have been a part of the hi-fi scene for some years now. But who would have guessed a few years ago that a cassette deck, complete with Dolby circuits, could be obtained for less than \$200 when the Dolby circuits alone initially cost that much money? Again, the credit goes to putting the circuits in IC form.

Other noise-reduction systems have also come onto the market, holding fully as much promise as that first offered by the Dolby system. There is the dbx encoding/decoding system, for example, that operates on a compression/expansion (comparer) principle. In theory, it can double available dynamic range on tape and disc recordings, while at the same time reducing background noise to virtual inaudibility.

Both the Dolby and the dbx systems are double-ended. Program material must first be encoded, either during recording or broadcasting, and then decoded at the listening end. Many techniques have been and are being developed that are single-ended while still reducing noise, increasing dynamic range, or both when simply added to the playback system. The most sophisticated of these so far is Phase Linear's Auto-Correlator circuit that can actually differentiate between noise and musical waveforms. It is designed to reduce the noise and pass the music.

Another approach to dynamic expansion and noise reduction can be found in Pioneer's Model RG-1 dynamic processor. The processor has a switch that determines the amount of expansion required, based on how much compression you feel has taken place in the original program. (Some recordings and FM broadcasts are compressed more than others.) In addition, the processor employs "forward expansion" to make the softs softer and the louds louder. This system not only restores greater dynamic range, but it actually reduces audible background noise to a level where it can be further expanded downward in amplitude.

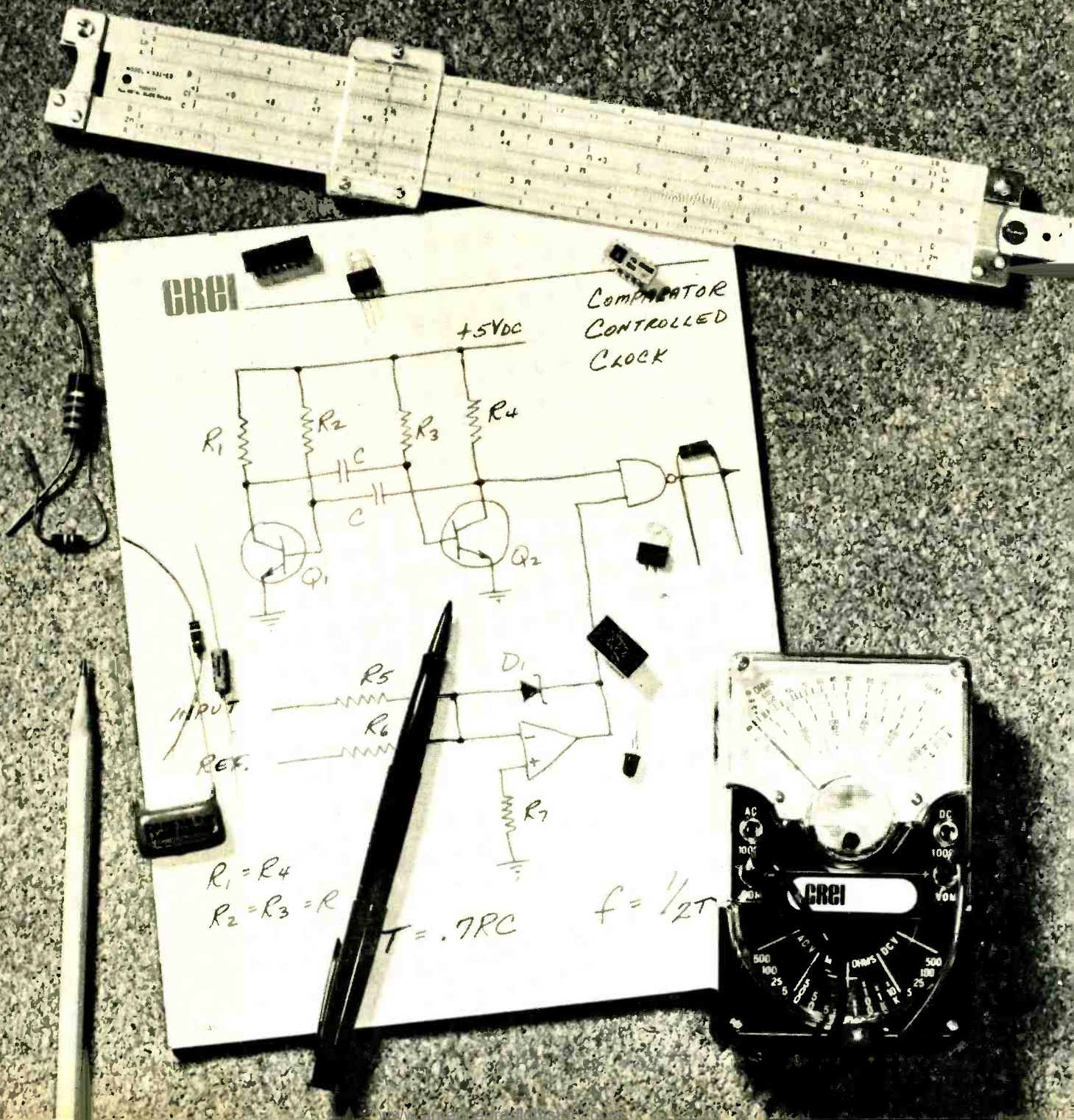
A somewhat simpler approach to the problem of noise reduction is employed in the Burwen Model 1201 dynamic filter, which opens up full bandwidth when high-frequency program content is supposed to come through but restricts bandwidth when highs are absent. As a result, the system dynamically reduces noise, which is basically a high-frequency phenomenon. Single-ended, the system does not require prior encoding of the program material.

**Handling the Accessories.** Many of the new devices we have described are intended as add-ons to existing hi-fi amplifiers and receivers via tape monitoring jacks. Unfortunately, even the best hi-fi equipment often lacks



# CREI—the only home-study college-level training

## and now





# program which gives you in electronic circuit design

## only CREI offers you a complete college-level Electronic Design Laboratory to speed your learning

**Electronic circuit design**—source of all new development in the application of electronics to new products and services. Without this skill, we would be unable to monitor the heartbeat of men in space. Without it, the computer revolution would never have occurred. And we would have yet to see our first TV show. *Yet, only CREI teaches electronic circuit design at home.*

### ELECTRONIC CIRCUIT DESIGN

A key skill which paces our nation's progress in countless fields—from pollution control to satellite tracking to modern medicine to exploring the ocean's depths. And beyond. A skill which *you* must have to move to the top in advanced electronics.

### CREI programs open up new worlds of opportunity for you.

In addition to electronic circuit design, CREI provides you with a full advanced electronics education in any of thirteen fields of specialization you choose. Communications, computers, space operations, television, nuclear power, industrial electronics—to mention just a few of the career fields for which CREI training is qualifying. With such preparation, you will have the background for a career which can take you to the frontiers of the nation's most exciting new developments. And around the world.

### This free book can change your life. Send for it.

If you are a high-school graduate (or equivalent) and have previous training or experience in electronics, then you are qualified to enroll in a CREI program to move you ahead in advanced electronics.




Send now for our full-color, eighty page book on careers in advanced electronics. In it, you will find full facts on the exciting kinds of work which CREI programs open up to you. And full facts on the comprehensive courses of instruction, the strong *personal* help, and the professional laboratory equipment which CREI makes available to you. All at a surprisingly low tuition cost.

### And when you have it, talk with your employer about it.

Tell him you're considering enrolling with CREI. He'll undoubtedly be happy to know you are planning to increase your value to him. *And he may offer to pay all or part of your tuition cost.* Hundreds of employers and government agencies do. Large and small. Including some of the giants in electronics. *If they are willing to pay for CREI training for their employees, you know it must be good.*

**Send for Advanced Electronics today. You'll be glad you did.**



CREI Dept. E-1212F  
3939 Wisconsin Avenue  
Washington, D.C. 20016

Rush me your FREE book describing my opportunities in advanced electronics. I am a high school graduate.

Name \_\_\_\_\_ Age \_\_\_\_\_

Address \_\_\_\_\_

City \_\_\_\_\_ State \_\_\_\_\_ ZIP \_\_\_\_\_

If you have previous training in electronics, check here

Employed by \_\_\_\_\_

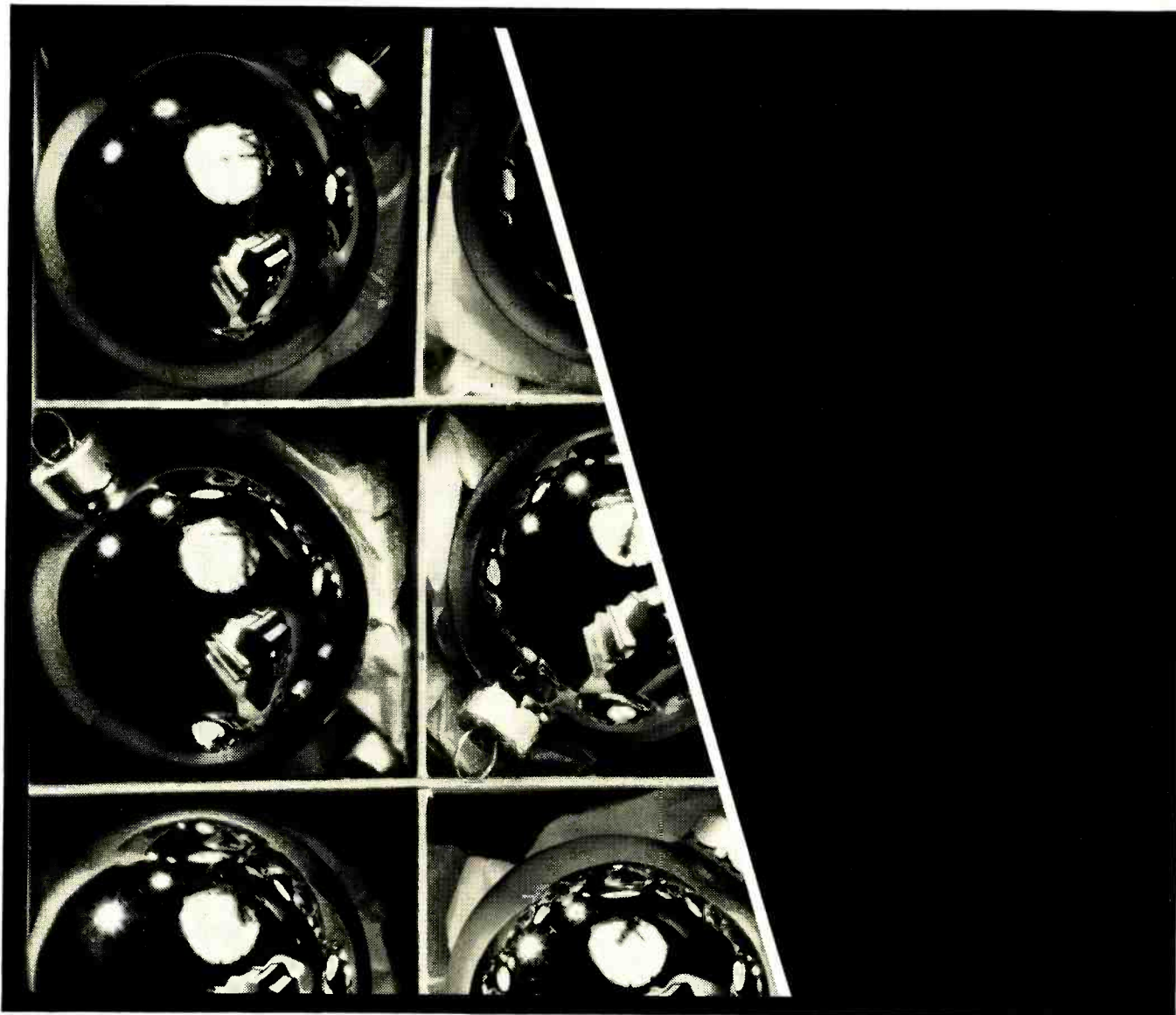
Type of Present Work \_\_\_\_\_

Veterans and servicemen, check here for G. I. Bill information   
[www.americanradiohistory.com](http://www.americanradiohistory.com)

# CREI

**CAPITOL  
RADIO  
ENGINEERING  
INSTITUTE**

WASHINGTON, D.C. 20016



## A cartridge in a pear tree.



A gift of the *Shure V-15 Type III* stereo phono cartridge will earn you the eternal endearment of the discriminating audiophile who receives it. What makes the V-15 such a predictable Yuletide success, of course, is its ability to extract the real sound of pipers piping, drummers drumming, rings ringing, et cetera, et cetera. In test reports that express more superlatives than a Christmas dinner, the performance of the V-15 Type III has been described as "... a virtually flat frequency response ... Its sound is as neutral and uncolored as can be desired." All of which means that if you're the giver, you can make a hi-fi enthusiast deliriously happy. (If you'd like to receive it yourself, keep your fingers crossed!)

**Shure Brothers Inc.**  
 222 Hartrey Ave., Evanston, IL 60204  
 In Canada: A. C. Simmonds & Sons Limited



\* FREE! 1976 Stereo Directory & Buying Guide with the purchase of a Shure V-15 Type III, or the M95 series, M75 Type II or M91 series of cartridges. Simply send us your warranty card with the notation "Send Free Buying Guide" before Dec. 31, 1975. (Offer subject to supply and may be withdrawn at any time.)

sufficient numbers of tape monitor jacks to accommodate all of the accessories one might want to use in his system. Consider the plight of the demanding audiophile who has one or two tape decks, an equalizer, a 4-channel decoder, and a noise-reduction accessory—all to be connected into his system through tape monitor jacks. This is exactly what Russound/FMP, Inc. had in mind when they devised the Model QT-1 control center and patch bay shown in Fig. 9.

The control center is a completely passive accessory that permits connection of as many as four tape decks, a discrete and matrix 4-channel decoder, an equalizer, and a noise-reduction system in either a stereo or a 4-channel system. Only a single set of tape monitor jacks is needed on the amplifier or receiver. Everything else is handled by the input and output jacks on the rear panel of the control device.

Closed-circuit jacks and switches on the control accessory's front panel enable you to patch just about any program source to any destination.

**Non-Audible Circuitry.** Advances in the electronics of hi-fi equipment are not confined to circuits that contribute directly to the manner in which sound is re-

produced. Electronic circuits have been developed to ease the use of the equipment as well. For example, one hi-fi component carries audio muting to a new level of simplicity.

Many audio amplifiers feature a toggle or pushbutton switch that can be used to lower the volume level of the sound by a fixed amount (usually 20 dB), which is useful when you have to answer a telephone. By throwing the switch, it eliminates the need to alter master volume settings.

Now, Lux Audio of America, Ltd., has introduced a feature called "touch muting" to two products in its line. The master volume control knob on the Model C-1000 preamplifier and Model L-100 integrated amplifier contains a metal insert on the front and a separate metal trim around the rim. You simply touch the front insert to reduce the volume level by about 20 dB and restore full volume by touching the outer rim.

**Conclusion.** If you survey the entire field of electronics as it relates to the design of hi-fi components each year, advances in technology and features seem rather small. Looking back 10 years or so, however, the cumulative improvement in hi-fi equipment has been tremendous. ♦

# CHOOSING A PHONO CARTRIDGE

A GUIDE TO THE VARIOUS TYPES AVAILABLE AND  
HOW TO INTERPRET SPECIFICATIONS

BY JULIAN D. HIRSCH

**T**he task of the phono cartridge is to trace the microscopic groove modulation on a record disc and convert the mechanical motion into an analogous electrical voltage. The performance of this function depends on the interaction of the cartridge's mechanical and electrical circuit elements. Mechanically, the cartridge's element usually consists of a precisely shaped jewel stylus mounted at the free end of a cantilever tube or rod. The stylus rides in the V-shaped groove of the disc and follows the contours of the groove wall. At the pivoted end of the cantilever is a transducing element that converts the motion of the stylus into an electrical voltage. Needless to say, much design effort has gone into developing cantilevers with low mass and high stiffness so that stylus motion is faithfully transmitted.

The electrical circuit of the phono cartridge must generate an output that is linearly related to some aspect of the stylus motion. In magnetic cartridges, this is the *velocity* of the stylus or how rapidly in cm/s it moves from side to side or up and down as it follows groove modulation. Some cartridges are *amplitude* responsive and have an output that is proportional to the amount of stylus deflection rather than to how rapidly it occurs.

The vast majority of hi-fi cartridges employ a magnetic principle and contain coils of fine wire in which the output voltage is induced by a magnetic field varying with the motion of the stylus. The inductance of these coils, interacting with the external circuit capacitance and resistance loads, can significantly affect the frequency response of the cartridge.

**Types of Cartridges.** There are several types of magnetic cartridges. Most of them use the *moving mag-*

*net* principle, with a piece of magnetic material at the pivoted end of the cantilever, surrounded by the pole pieces of the coils into which voltages are induced as the magnet is set into motion by the stylus motion. Another type has fixed magnets embedded in the plastic body of the cartridge. A small piece of magnetically permeable material on the cantilever varies the flux distribution between the pole pieces to generate the output voltage. Other designs, known as *variable-reluctance* or *induced-magnet* cartridges, accomplish the same end with slightly different internal construction.

*Moving-coil* cartridges, considered by many people to have the most ideal characteristics, have fixed magnets and pole pieces. Tiny coils attached to the cantilever are moved between the poles. Since the coils contain no magnetic material, the effective mass that must be accelerated by the stylus is low—a desirable feature for extended high-frequency response and low record wear. On the other hand, the coils are very small and delicate. Since they consist of relatively few turns, the output voltage is much lower than in other types of magnetic cartridges. A separate step-up transformer (or preamplifier) is usually required to increase the output of the cartridge to a level that is usable with conventional phono preamplifiers. Also, the moving-coil construction does not easily lend itself to stylus replacement by the user. In general, the entire cartridge must be returned to the factory for stylus replacement, in contrast to the easy plug-in stylus assemblies used on most cartridges.

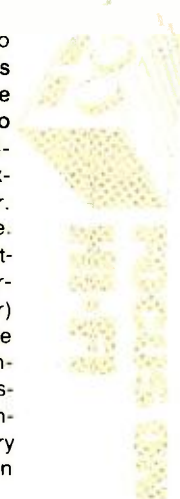
*Piezoelectric*, or ceramic, cartridges have not been popular for hi-fi applications. They are inexpensive, however, and generate a rather high output voltage. The stylus motion bends or twists a ceramic element, which




FOCUS ON  
HI-FI



FOCUS ON  
HI-FI





generates a voltage that is proportional to stylus displacement. Ceramic cartridges require an appreciable amount of work from the stylus, which translates into higher tracking force and greater record wear than would be acceptable in quality hi-fi systems. Also, since every modern amplifier has inputs for magnetic cartridges, there is no economic advantage in using a cartridge whose chief feature is that it does not require the high gain and equalization afforded by such inputs.

*Electret* cartridges (manufactured by Micro/Acoustics) are a more promising variation of the piezoelectric effect. The electret is a permanently polarized plastic capacitor that responds to stylus motion in much the same manner as a ceramic element. However, it requires considerably less effort from the stylus and record groove. In its commercial form, the output level and response characteristics are made to be compatible with standard magnetic cartridge inputs on amplifiers. The advantage of the electret cartridge over magnetic cartridges is its independence of load capacitance (it has no inductance) and immunity to magnetically induced hum, although it is potentially sensitive to electrostatic fields.

*Strain-gauge* cartridges (made by Panasonic) have many of the virtues of the electret cartridge. In this cartridge, the stylus motion bends semiconductor elements and varies their dc resistance. A direct current is passed through the element, converting its resistance variations into a signal voltage. The cartridge is an amplitude-responsive device. It requires a suitable direct-current source for its operation. Therefore, it is presently usable with only certain receivers and CD-4 demodulators manufactured by Panasonic for the company's Technics line.

**Cartridge Specifications.** Although it might appear to be a simple procedure, interpreting phono cartridge performance specifications is not easy. The published specifications for a cartridge will usually list a "frequency response," often without stating the tolerance in decibels and almost never specifying the test record or load conditions. Since every test record has its own peculiarities, such a specification is worthless. The same cartridge tested with 10 different test records will almost certainly yield as many different response curves. The output voltage is usually stated, and even though this is an ambiguous rating in the absence of the test velocity, it is adequate for establishing system compatibility.

The most important specification, fortunately, is always given: the range of tracking forces over which the cartridge is designed to operate. Knowing this, it is possible to determine in advance if the cartridge will be compatible with a given tonearm or record player. To a considerable extent, one can also infer from this rating the overall quality of the cartridge and the compliance (hence, fragility) of its stylus cantilever. There are exceptions to this rule, but it is usual to find lower tracking forces, directly related to high compliance, associated with good tracking ability, wide frequency response, and generally good sound characteristics.

Stereo channel separation is often stated, sometimes as a single (meaningless) figure and sometimes at a single frequency (almost as meaningless), usually 1000 Hz. Once the separation exceeds 15 dB, a further improvement will probably not be audible. More important is the manner in which the separation is maintained over a wide frequency range. Some early stereo phono cartridges had little or no separation at the higher frequencies, which could seriously degrade their stereo imaging. Fortunately, this problem is virtually nonexistent in modern cartridges.

Since the load resistance and capacitance can have a significant effect on the frequency response of a magnetic cartridge, the manufacturer usually specifies a re-

commended load. For stereo cartridges, the recommended load is usually 47,000 ohms, while for CD-4 cartridges, it is usually 100,000 ohms. If capacitance is an important factor, it may also be specified. Most stereo cartridges are not too critical with respect to capacitance so that the typical 200 to 300 pF is satisfactory. (Shure cartridges deliver their flattest response with a higher load, in the range of 400 to 500 pF.)

For a magnetic CD-4 cartridge to maintain an effective frequency response up to 45,000 Hz, the circuit capacitance should be kept to less than 100 pF. It is difficult, if not impossible, to determine the actual load capacitance of a cartridge without measuring it, but CD-4 cartridges perform at their best when the special low-capacitance cables are used, in conjunction with low-capacitance wiring in the tonearm.

Sometimes, the inductance and capacitance of the coils of a magnetic cartridge are specified. The inductance is of interest if the preamplifier's input circuit is affected by it. To some degree, most inputs are so affected, usually resulting in a loss in high-frequency response (above 10,000 Hz or so) whose magnitude increases with the inductance of the cartridge. On the other hand, some amplifiers are relatively immune to the effects of inductance.

Although cartridges differ widely in their external physical form, the 1/2" (12.7-mm) mounting center dimension is universal. Additionally, most cartridges have the tip of the stylus located 3/8" (9.5 mm) in front of the mounting holes. This simplifies interchanging several cartridges in plug-in shells on the same tonearm. The arm position for correct overhang will be correct for all cartridges with the same dimensions.

Output terminal sizes and locations are not standardized. However, most cartridge manufacturers adhere to a color-code convention that simplifies installation in tonearms that use the same code (white for left, blue for left ground, red for right, and green for right ground).

One cartridge parameter that is more important than you might at first think is its *mass* (sometimes referred to as its weight). Don't confuse this with tracking force, to which it is not related. The cartridge mass can affect the system in two ways. Tonearms are designed to balance cartridges within a limited range of masses, such as 5 to 12 grams. It may not be possible to balance the tonearm correctly if the mass falls outside those limits. The low-frequency resonance of the cartridge's compliance and the combined mass of the tonearm and cartridge can affect the stability of the pickup when playing warped discs or when under the influence of external vibration or shock.

**Cartridges Today.** Stereo phono cartridges still dominate the market. In fact, most manufacturers appear to be cautious about releasing new CD-4 cartridges. A successful CD-4 cartridge must have a specially shaped stylus, such as the Shibata or equivalent shapes developed by manufacturers outside of Japan. This is an expensive stylus, and CD-4 cartridges are themselves quite costly. Prices appear to be going up rather than coming down, but performance is rising proportionately. There has been one attempt to make a CD-4 cartridge with a conical stylus (the low-priced Grado Model FTR+1). However, its very small stylus radius causes greater record wear than does a Shibata stylus.


Many of the design considerations needed to provide a flat frequency response and good channel separation in the 20,000-to-50,000-Hz range are not consistent with the best performance in the audio band. As a result, until recently, none of them could seriously challenge the top three or four stereo cartridges in tracking ability and smoothness of response in the audible range. ♦

# A NEW INDUSTRY STANDARD FOR FM TUNER MEASUREMENT

BY LEN FELDMAN

Copies of the new "Standard Methods of Testing Frequency Modulation Broadcast Receivers," IEEE Std 185-1975 and IHF-T-200, 1975, are available from the Institute of High Fidelity, 489 Fifth Ave., New York, NY 10017 and from the Institute of Electrical and Electronics Engineers, 345 E. 47th St., New York, NY 10017. 35 pages (8½" × 11"), \$6.00 soft cover.

## PART 2



FOCUS ON  
HI-FI



FOCUS ON  
HI-FI

**L**AST month, we examined the new reference level of signal strength for FM tests, the *femtowatt*. From now on, measurements such as sensitivity will be based on this dBf yardstick (0 dBf = 1 femtowatt =  $10^{-15}$  W). Besides simplifying tuner tests, the new Standard also eases the task of presenting results in graph form.

**Curve Plotting.** Since signal strength, or more precisely the amount of signal power available to the tuner, is now to be expressed by a logarithmic function, semi-log graph paper is no longer needed. So, quieting and distortion curves can be drawn on ordinary (cartesian) graph paper. This is shown in Fig. 3, a sample set of Monophonic Sensitivity Curves. Note that "Muting Threshold," a newly required spec, is depicted on this graph (at about 25 dBf). Also shown are the "Muting Ratio" (not all muting circuits produce absolute silence between stations) and the "Hysteresis" effect (some circuits don't cut off the audio at exactly the same signal level that they turn it on).

Other significant points that can be picked off these curves are:

- (1) "Usable Sensitivity" (about 10 dBf here);
- (2) "50-dB Quieting Sensitivity" (13 dBf);
- (3) "Distortion at 50-dB Quieting" (about -43 dB, or 0.71%);
- (4) "THD at 65 dBf" (-60 dB, or 0.1%); and
- (5) "S/N at 65 dBf" (69 dB).

Some tests remain more or less unchanged, except for their use of the dBf reference. Among them are "Frequency Response from 30 to 15,000 Hz," "IM Distortion," "Image Rejection," "IF Rejection," "Spurious Response," "AM Suppression" ratios, and "Frequency Drift." Secondary monophonic measurements that are not an IHF requirement for disclosure include "Hum and Noise at 65 dBf," "Minimum Volume Hum and Noise," "RF Intermodulation," "AFC Correction Factor," and "AFC Offset Error." Testing procedures for these supplementary specs are detailed in the new Standard.

**Stereophonic Performance Tests.** Here's one of the most important contributions of the new Standard. As mentioned in Part One, the previous standard did not cover stereophonic performance of FM tuners and receivers. The result was an incomplete and inconsistent picture of stereo FM components. With the new Standard, stereo FM performance tests are delineated, and manufacturers must disclose all performance qualities that differ from those in the monophonic mode.

Thus, "Usable Stereo Sensitivity," "50-dB Quieting Sensitivity in Stereo," "Stereo Threshold," "S/N at 65 dBf in Stereo," "Stereo Frequency Response," and "Stereo Distortion" (at 50-dB Quieting and at 65 dBf) must be reported along with their mono counterparts. To make the figures more realistic, the modulation signal used must be "L = -R," not "L only" or "R only," as was formerly the case. This results in a composite signal containing no baseband information, but only the stereo subchannel and the 19-kHz pilot carrier. Although results from these tests will appear to be somewhat poorer than before, they will reflect what the "worst case" performance will be.

A typical set of Stereophonic Sensitivity Curves is shown in Fig. 4. The stereo switching action (1) is

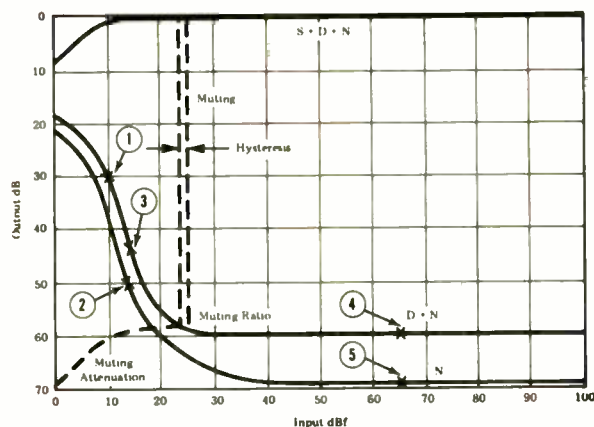


Fig. 3. Monophonic sensitivity curves.

Table II. Sample Specification Sheet

Specification	Monophonic	Stereophonic
Usable Sensitivity	10 dBf (1.8 $\mu$ V)	20 dBf (5.5 $\mu$ V)
50 dB Quieting Sensitivity	13 dBf	33 dBf
S/N at 65 dBf	70 dB	65 dB
Muting Threshold (Stereo Threshold)	20-30 dBf (variable)	30 dBf
Frequency Response, 30-15 kHz		$\pm 1$ dB
Distortion at 50 dB Quieting		
100 Hz	1.05%	1.0%
1,000 Hz	0.8%	0.9%
6,000 Hz	1.0%	2.0%
Distortion at 65 dBf		
100 Hz	0.4%	0.6%
1,000 Hz	0.3%	0.5%
6,000 Hz	0.5%	1.3%
Intermodulation Distortion	0.5%	1.0%
Capture Ratio	1.3 dB	—
Adjacent Channel Selectivity	22 dB	—
Alternate Channel Selectivity	80 dB	—
Spurious Response Ratio	95 dB	—
Image Response Rejection Ratio	85 dB	—
IF Rejection	90 dB	—
AM Suppression Ratio	60 dB	—
Frequency Drift	$\pm 30$ kHz	—
Stereo Separation		
100 Hz	—	35 dB
1,000 Hz	—	42 dB
10,000 Hz	—	30 dB
Subcarrier Product Rejection	—	60 dB
SCA Rejection Ratio	—	65 dB

indicated, by the sudden drop in output (S+N+D) and decreased noise and distortion as the tuner automatically "switches back" into mono at the stereo switching threshold. And thanks to the linear scales, the curves are much easier to interpret. Other salient points are (2) "Usable Sensitivity in Stereo," (3) "50-dB Quieting Sensitivity in Stereo," (4) "Distortion at 50-dB Quieting in Stereo," (5) "Distortion at 65 dBf in Stereo," and (6) "S/N at 65 dBf in Stereo."

**Stereo Separation.** In the past, most manufacturers reported their products' stereo separation capacities at 400 or 1000 Hz only. The new Standard specifies that channel separation must be rated at three separate frequencies—100, 1000, and 10,000 Hz. Furthermore, if a

tuner or receiver is equipped with a "blend" circuit (to reduce noise on weak-signal stereo programs), reduced separation will be experienced at mid and high frequencies with the "blend" activated. To reflect this, the manufacturer is expected to disclose realizable separation at 1000 and 5000 Hz under "blend" conditions.

**Other Stereo Specs.** Multiplex circuits often generate high-frequency products that are not part of the desired audio information. Such products consist of 19- and 38-kHz carrier components which have not been totally filtered out. Although they are inaudible, they can adversely affect "off-the-air" recordings made on ac-biased tape machines. Accordingly, "Subcarrier Product Rejection" (expressed in dB referenced to 100% modulation) must now be reported.

Additionally, the unit's ability to reject SCA subcarriers (67-kHz signals modulated by "background music") must be specified in dB referenced to 100% modulation. For this test, a 67-kHz SCA subcarrier modulates the main carrier 10%. In turn, the sub-carrier must be modulated by a 2500-Hz audio signal, causing a maximum subcarrier deviation of  $\pm 6$  kHz—the "worst case" condition.

**A Typical Spec Sheet.** The specification sheet—a capsule summary of tuner performance—reflects all the changes induced by the new Standard. For a preview of what it will now look like, see Table II. This not only lists the required specifications that we've examined, but also offers a sample set of figures for a modern, good-quality component. Undoubtedly, you'll learn a lot more than before about the new tuner that's caught your eye and ear by considering its specifications based on the new FM broadcast receiver standard.  $\blacklozenge$

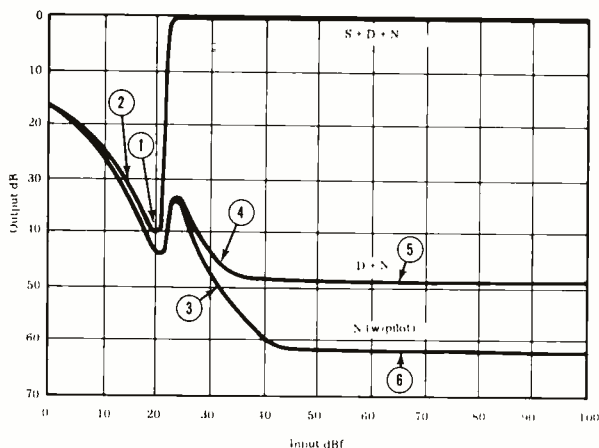



Fig. 4. Stereophonic sensitivity curves.





## CONSTRUCTION

# THE PROGRAMMABLE MUSIC BOX PART 1

*Compose your own tunes for playback at any time.*

BY MITCHELL WAITE AND LARRY BROWN

**T**HE PROGRAMMABLE music box presented here represents an important evolutionary step in music box design. Employing a *reusable* RAM (random-access memory) rather than a nonvolatile ROM (read-only memory) IC, a melody can be programmed, stored, and played back on command. The melody can be erased or a programming error corrected without spending an additional cent. And you can hear each note as it is programmed. Furthermore, it features a unique piano type of keyboard entry to simplify programming, play tunes much as one would do with a forefinger on a conventional piano, and double as a teaching tool for music scales. The memory system is static. As long as power is applied to the music box, a tune in the memory will remain there until it is erased or power is interrupted.

The music box can be started by any type of spst switch. Thus, it can be used as a musical doorbell, jewelry box, cigar case, etc. Although it is self-contained, if you wish louder volume for the tune being played, the output of the music box can be fed into an amplifier.

As presented here, the music box has a 40-word memory system. Next month, we will describe how to add another 256 words to the system for playing long tunes, and describe how to program the Music Box.

**About the Circuit.** The block diagram shown in Fig. 1 illustrates how the system operates. The input is via a monophonic 26-note keyboard. Depending on the shortest note in the tune, you can store up to 40 notes in a hex 40-bit shift register. A WRITE/STEP

switch enters the selected note into the memory and then advances to the next memory position. The SPACE REMOVE switch controls the pause between individual notes and allows the user to control the duration of the note. A RATE control permits regulation of the playback speed. Supplementing these controls are the VOLUME control, OCTAVE switch, and a STEP ONLY switch. START and STOP pads on the printed circuit board to the right of the "piano" keys control the operation.

In operation, a positive voltage applied to the keyboard (via a simple probe) forms the input to a diode encoder that produces a four-bit parallel binary word each time a key is activated. The words are deposited in the shift register (reusable memory) by activating the WRITE/STEP switch. This also steps the memory forward by one

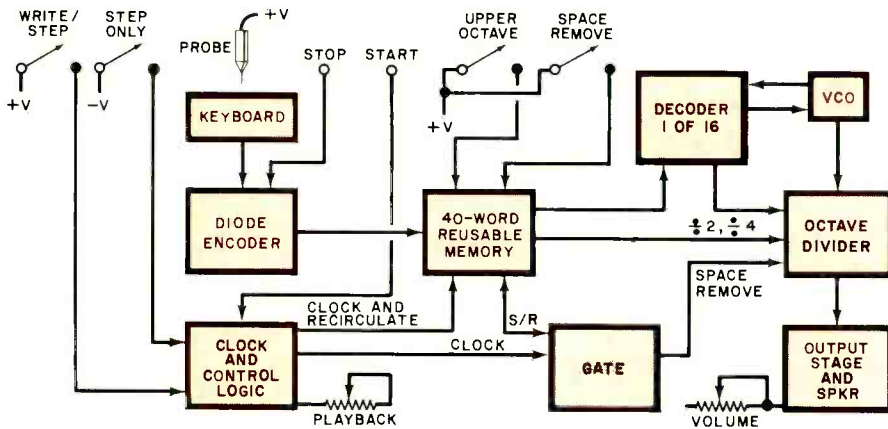
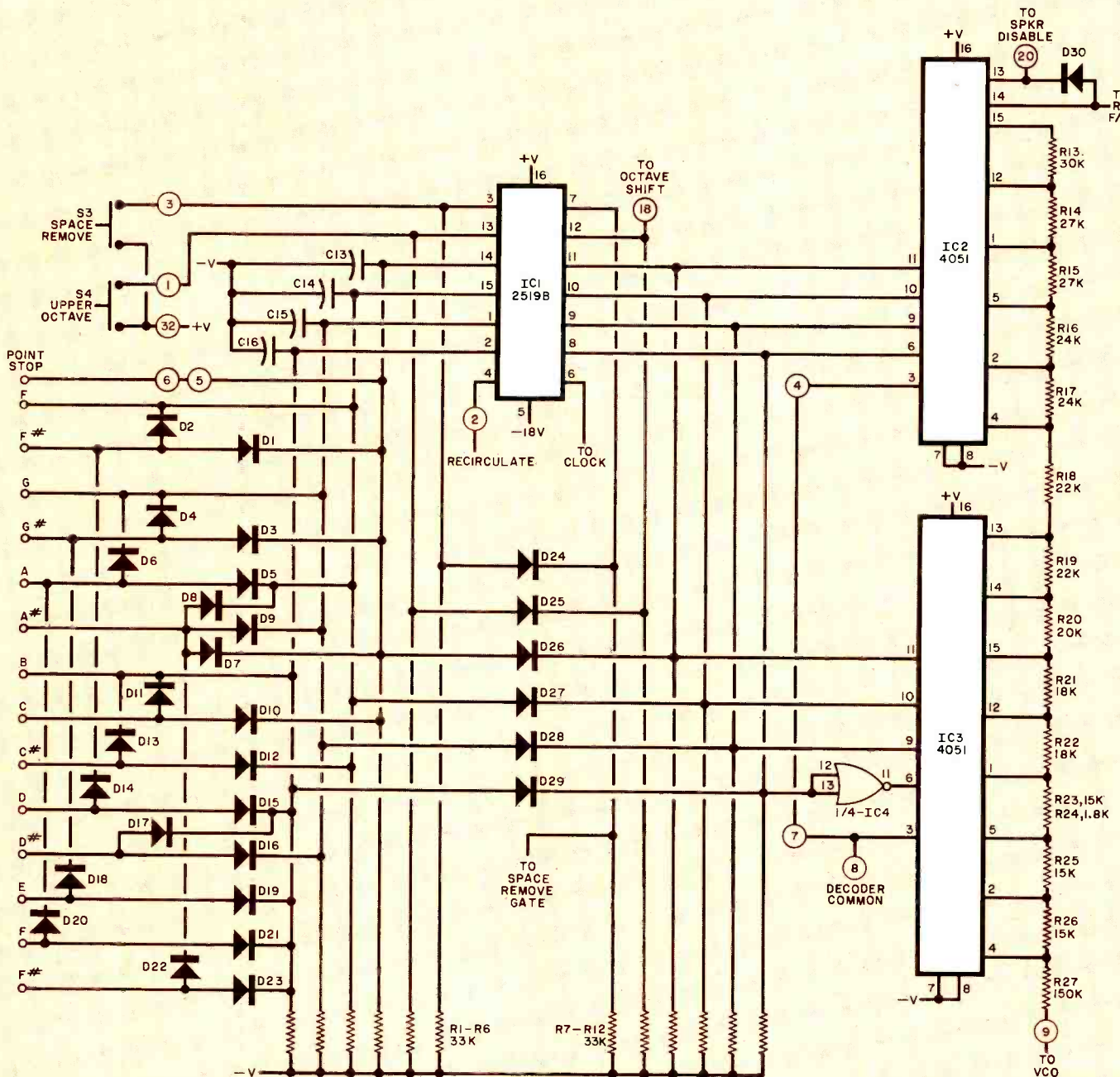


Fig. 1. Block diagram shows how the music box works. Input is made by touching a probe to the keyboard.

word. The output of the memory is decoded into a four-bit binary pattern and passed to a one-of-16 decoder that programs the frequency of the audio vco. This part of the system is basically a digital-to-frequency converter that has 14 frequencies spaced according to the musical scale. An OR'ing diode network connects the keyboard directly to the decoders to allow the keyboard to operate the vco, space remove, and octave functions.

The output of the vco goes to an octave divider for division by 2 or 4 to double the range of the keyboard. The divider and gate-enable circuits work together to insert a space between





notes, which controls the timing and each note's relative length. The memory also contains a register that holds the space information and the state of the bit in this register tells the clock whether or not to insert a space after the note is played. Leaving out the space makes the notes run together. The output of the octave divider goes to an audio amplifier that drives a speaker.

An astable oscillator, which contains a variable RATE control, provides the clock pulses that step the memory through each word and play the programmed melody.

The complete schematic diagram of the music box is shown in Fig. 2. The vco consists of IC7 (a 741 op amp). Two binary-to-octal decoders, IC2 and IC3, produce the 14 frequencies spaced according to the western equally tempered scale (ETS). The actual frequencies are determined by R13 through R27 in the feedback loop of the vco. Four-bit parallel words from memory IC1 or the keyboard are decoded and a register junction is enabled. The vco then oscillates at a frequency determined by the total resistance in the chain. The key of the vco is

Fig. 2. Complete schematic of the music box is shown below and on opposite page.

## PARTS LIST

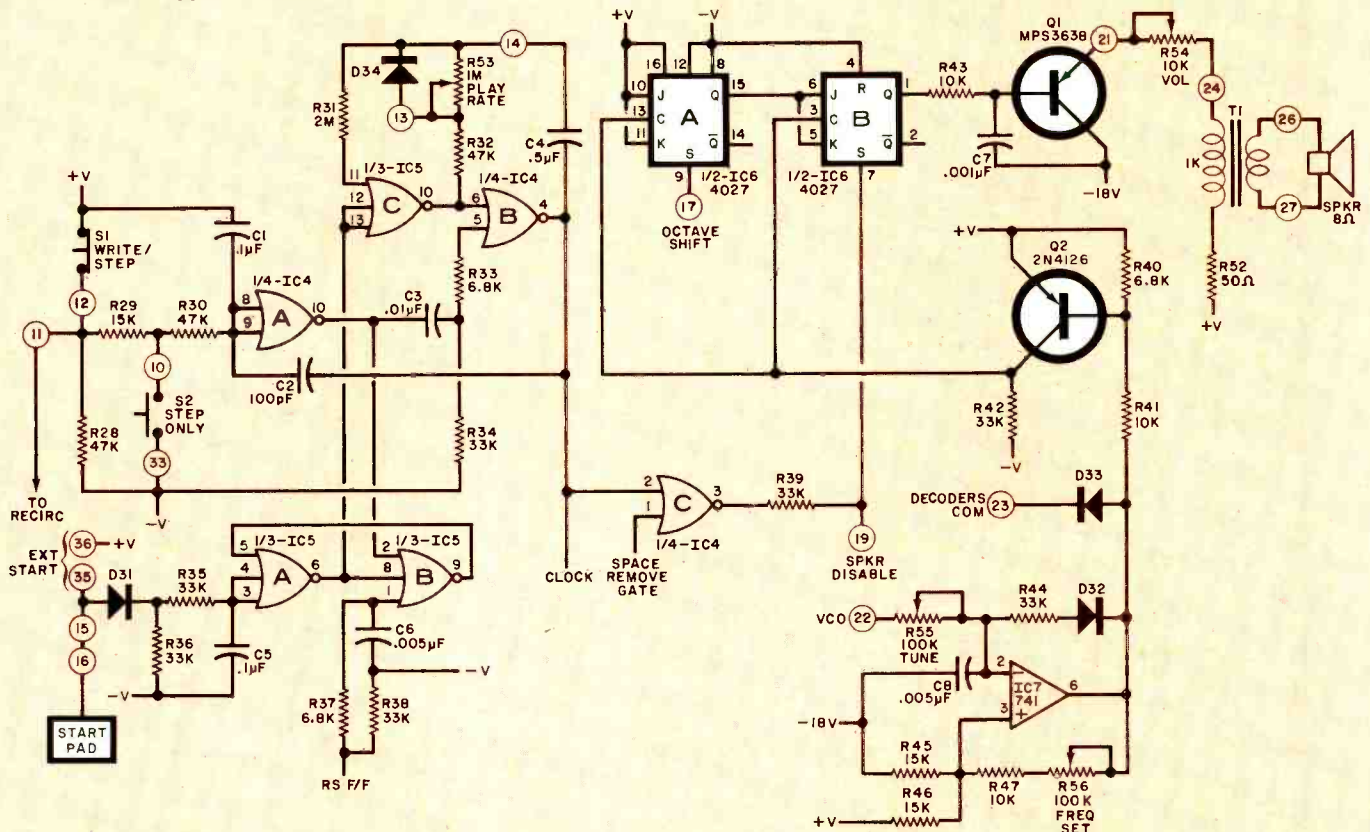
C1, C5, C11, C12—0.1- $\mu$ F, 50-volt Mylar capacitor  
 C2—100-pF, 50-volt disc capacitor  
 C3—0.01- $\mu$ F, 50-volt Mylar capacitor  
 C4—0.5- $\mu$ F, 50-volt Mylar capacitor  
 C6, C8—0.005- $\mu$ F, 50-volt Mylar capacitor  
 C7—0.001- $\mu$ F, 50-volt Mylar capacitor  
 C9—50- $\mu$ F, 25-volt electrolytic capacitor  
 C10—470- $\mu$ F, 25-volt electrolytic capacitor  
 C13 through C16—200-pF, 50-volt disc capacitor  
 D1 through D34—1N4148 (or similar) diode  
 IC1—2519B 40-bit shift register (Signetics)  
 IC2, IC3—34051CP one-of-eight decoder (Fairchild)  
 IC4—34001CP quad 2-input NOR gate (do not substitute) (Fairchild)  
 IC5—34025CP triple 3-input NOR gate (do not substitute) (Fairchild)  
 IC6—34027CP dual JK flip-flop (Fairchild)  
 IC7—741 operational amplifier  
 Q1—MPS3638 transistor  
 Q2—2N4126 transistor

Following resistors are 1/4-watt, 5% tolerance:

R1 through R12, R34, R35, R36, R38, R39, R42, R44—33,000 ohms  
 R13—30,000 ohms  
 R14, R15—27,000 ohms  
 R16, R17—24,000 ohms  
 R18, R19—22,000 ohms  
 R20—20,000 ohms  
 R21, R22—18,000 ohms  
 R23, R25, R26, R29, R45, R46—15,000 ohms

R24, R49—1800 ohms  
 R27—150,000 ohms  
 R28, R30, R32—47,000 ohms  
 R31—2 megohms  
 R33, R37, R40—6800 ohms  
 R41, R43, R47, R48, R51—10,000 ohms  
 R50—330 ohms  
 R52—47 ohms  
 R53—1 megohm  
 R54—10,000-ohm audio-taper potentiometer with spst switch  
 R55, R56—100,000-ohm horizontal printed-circuit trimmer potentiometer  
 S1—Spst momentary-action, normally closed switch  
 S2 through S4—Spst momentary-action normally open switch  
 SPKR—8-ohm, 2" diameter speaker  
 T1—1000:8-ohm, 150-mW matching transformer  
 Misc.—Probe with banana-type tip; control knobs (2); battery holder (optional); chassis (LMB No. LMB-5952 or similar); spacers; dry-transfer lettering kit; mounting hardware; hookup wire; solder; etc.

Note: The following items are available from Cal Kit, P.O. Box 877, Sebastopol, CA 95472: Drilled and plated printed circuit board No. MC1-3 at \$8; complete kit, including pc board, ready-to-use enclosure, all components (less battery) No. MC1-1 at \$70; same as MC1-1 kit but for ac operation, No. MC1-2 at \$86; MOS IC's (IC1 through IC6) No. MC1-9 at \$18; sockets for all IC's, No. MC1-10, at \$5. California residents, please add 6% sales tax.



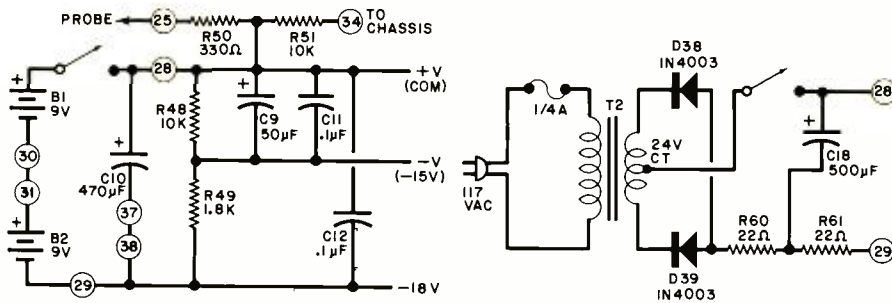


Fig. 3. Battery or line-operated power supply can be used. Components following C10 (left) must be added to other circuit also.

set by R56, while the tune (expanded or compressed) is set by R55.

Two of the words stored in the memory are decoded as instructions. One instruction, no note, is used to store the condition for no note played, or a pause. Each time it is decoded, the speaker is silenced for one clock cycle. This is accomplished by making

the set input of IC6B low for one clock cycle.

The other instruction, stop, is used to disable the speaker and stop the clock. When this instruction is decoded, the astable multivibrator that clocks the tune out of memory is stopped. This allows a one-shot operation for doorbell or other switches.

Starting and stopping the clock is controlled by IC5A and IC5B connected as an RS flip-flop. One input to this flip-flop goes to the keyboard pad labelled START, while the other input goes to the decoder output labelled STOP. The output of the flip-flop enables the input of the astable clock. When +V is applied to the START pad, via the probe, the flip-flop goes to a state that frees the clock to permit it to run. When a stop instruction is decoded, the flip-flop disables the clock. The clock remains disabled until the START pad is again activated. The start input is debounced by R35, R36, and C5, while R37, R38, and C6 debounce the stop input.

The astable multivibrator, comprised of IC4B and IC5C, uses R53 for varying its operating frequency. The output of the multivibrator goes to the clock input of IC1. When the clock is

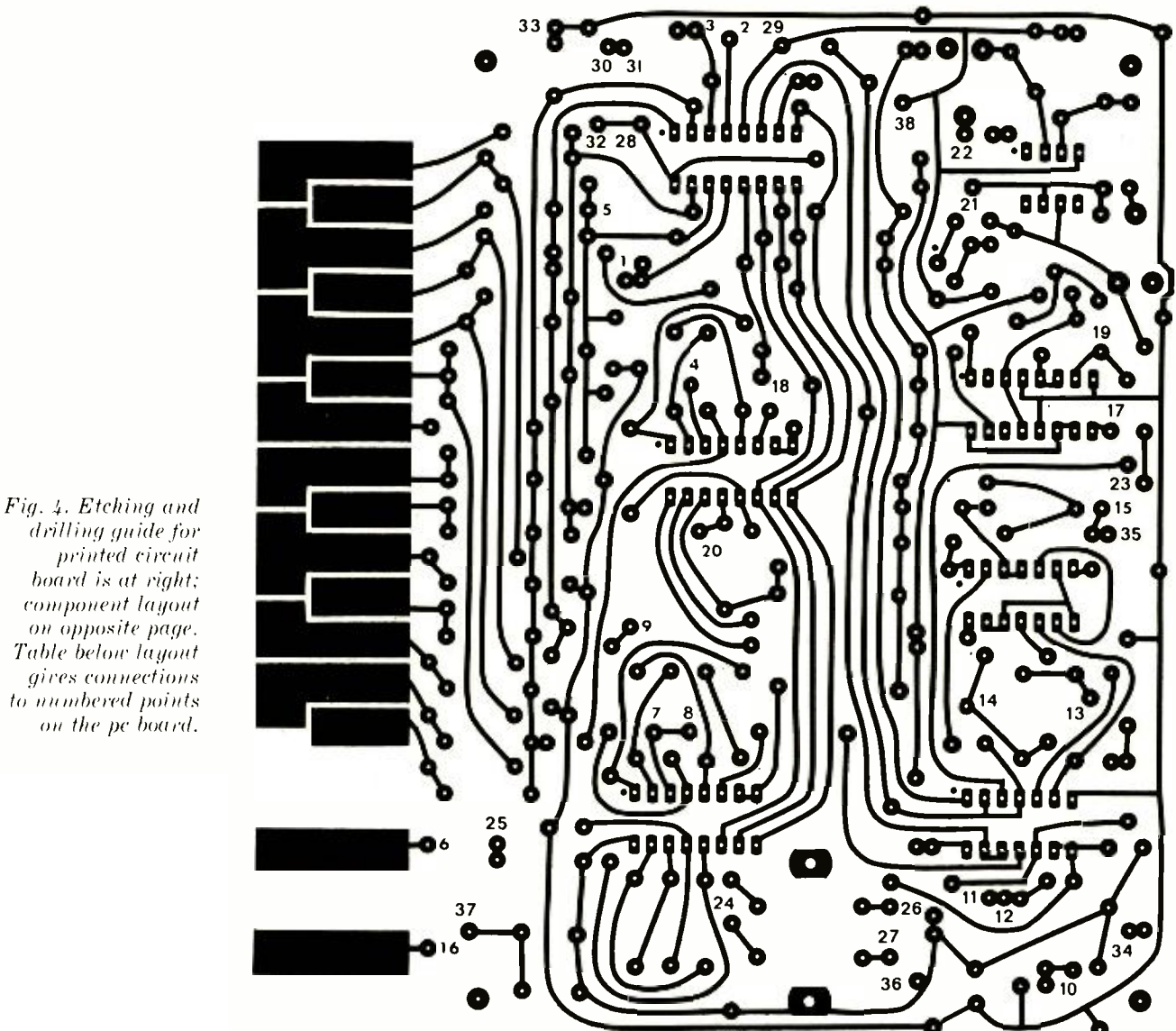


Fig. 4. Etching and drilling guide for printed circuit board is at right; component layout on opposite page. Table below layout gives connections to numbered points on the pc board.

disabled, IC1 can be single stepped a word at a time by the IC4A gate. STEP ONLY switch S2 is debounced by R30 and C1, and IC4A produces a pulse that is differentiated by R33, R34, and C3. The output of IC4B cleans up the pulse and drives the memory clock. Capacitor C2 provides positive feedback to speed up the rise time of the clock pulse.

WRITE/STEP switch S1 is connected so that the recirculate input of IC1 is enabled and step action occurs. The memory will then store whatever note is being played when S1 is depressed, clocking the memory forward by one word.

The output of the vco (IC7) goes to Q2 to improve the rise time. Then the signal goes to the clock inputs of the two IC6 flip-flops, which are arranged to divide the vco signal by 2 or 4. If the set input is high, the vco signal is di-

vided by 2, which gives the effect of doubling the frequency when compared to division by 4. The set input is connected to a register in IC1 so that the octave can be programmed along with the note.

A second function of the flip-flops is to control the duration of the note. The clock pulse is passed to gate IC4C, while the other input of this gate goes to the space-remove register in IC1 and to space-remove switch S3 via D24. The gate input is connected to the set input of IC6B. Hence, if the gate is enabled, the clock pulse will set the flip-flop once per clock cycle and insert a narrow (20% of on time) pulse or space after each note. Disabling the gate with S3 removes the space and permits the notes to run together. Consequently, a note can be made an integral number of times longer than another note, which allows precise

duplication of music notation.

The output from IC6B goes to Q1, a transistor driver that provides power gain for matching transformer T1 to the speaker.

Diodes D1 through D33 convert the keyboard operations to four-bit parallel words for storage in memory. Diodes D24 through D29 are used to OR the keyboard and function switches with the memory input, allowing you to play the music box without using the storage function. Resistors R1 through R12 serve the pulldown function for IC1, and R50 is in series with the probe to limit probe current.

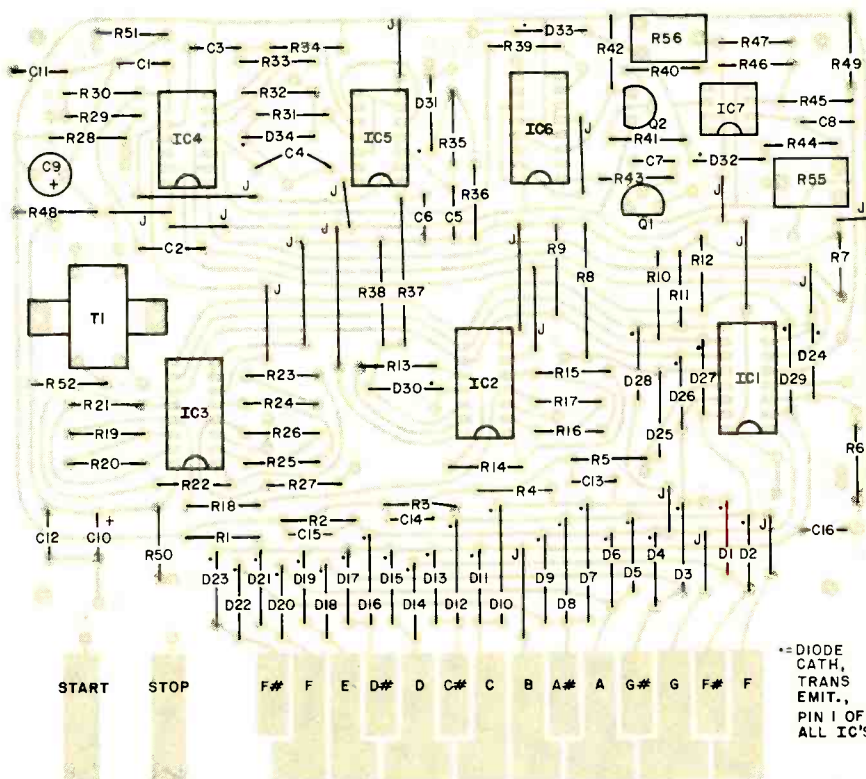
With the music box, you have a choice of either ac or battery operation. Both power supply circuits are shown in Fig. 3.

**Construction.** We recommend that you use a printed circuit board for the music box for two reasons. First, the circuit's extensive use of IC's demands an easy-to-control wiring medium. Secondly, the keyboard is an integral part of the pc foil pattern. Therefore, if you plan to make your own pc board, use the actual-size etching and drilling guide shown in Fig. 4.

When installing components on the board, make certain that diodes and electrolytic capacitors are properly polarized and that the IC and transistor pin configurations properly mate with the appropriate solder pads on the board. (See Fig. 4 components placement diagram for parts locations.) Use a low-wattage soldering iron and fine solder, and apply only enough heat to assure good solder connections.

For the IC's, we recommend the use of sockets or Molex Soldercons, which will eliminate the possibility of heat damage to these sensitive components. Furthermore, sockets will permit you to install the CMOS IC's without fear of damaging them with static electricity during the soldering operation. Always install the CMOS devices last. Handle these devices only by the narrow edges of their cases—never by their pins. (If you elect to solder the IC's directly to the pc board, wrap a bare wire around your soldering iron's tip and connect the free end to the +V conductor on the pc board to prevent high static charges from building up.)

Once the pc board is wired, refer to the table accompanying Fig. 4 for



- |                            |                      |                                    |
|----------------------------|----------------------|------------------------------------|
| 1. To upper octave switch  | 15. To 16            | 29. -18V in                        |
| 2. Recirculate             | 16. Start pad        | 30. Negative Battery A*            |
| 3. To space remove switch  | 17. To 18            | 31. Positive Battery B*            |
| 4. To 7                    | 18. Pin 12 IC1       | 32. +V to all but step only switch |
| 5. To 6                    | 19. To 20            | 33. -15V to step only switch       |
| 6. Stop pad                | 20. Pin 13 IC2       | 34. To chassis lug                 |
| 7. Pin 3 IC3               | 21. To volume pot    | 35. External start in**            |
| 8. Pin 3 IC3               | 22. Tune trimmer     | 36. External start in**            |
| 9. To 22                   | 23. To 8             | 37. To 38                          |
| 10. To step only switch    | 24. To volume pot    | 38. -18V                           |
| 11. To 2                   | 25. To probe         |                                    |
| 12. To write & step switch | 26. To speaker       |                                    |
| 13. To play rate pot       | 27. To speaker       | *For battery supply only           |
| 14. To play rate pot       | 28. To on/off switch | **For remote starting              |

making interconnections between the circuit board assembly and off-the-board components. When wiring the power supply, note that all of the components shown after C10 in Fig. 3 are common to both types of supply. If you elect to use the ac supply, connect it to the board assembly across C10 via pads 28 and 29 on the board.

The chassis in which you house the music box should have an open bottom and a slot cut in one side (see photo) so that the keyboard can protrude for easy accessibility. Mount the board in the box with the aid of spacers and machine hardware. The speaker, switches, controls, and power supply mount directly on the chassis box, the last with terminal strips and point-to-point wiring.

Each switch, control, and keyboard

pad must be identified. They can easily be labelled according to function with a dry-transfer lettering kit. Finally, the flexible stranded probe wire exits to the chassis through a grommet-lined hole and is terminated in a banana-type plug.

**Checkout and Tuning.** Turn on the music box and try playing it by touching the probe tip to the contacts on the keyboard. As you move the probe up the scale, each note should increase in frequency. Try using the OCTAVE switch; depressing it should cause the pitch of the notes to double in frequency.

Clear the memory by turning off the power for about 10 seconds. Then, to check the storage function, load each note of the scale into a memory loca-

tion by holding the probe tip against the desired keyboard note pad and pressing the WRITE/STEP switch once for each note. Touch the probe to the START pad. The notes you just stored should play back continuously, at a rate determined by the PLAYBACK RATE control.


Check the STEP ONLY function by pushing the button. The tune should cease playing, and repeated pressing of the switch should step the tune one note at a time. Next, check the SPACE REMOVE function by holding down the switch while a melody is playing. The notes should all run together. To test the stop function, stop the melody by pressing the STEP ONLY switch at a clear spot in the tune. Hold the probe on the STOP pad on the keyboard and press the WRITE/STEP switch. This should deposit in memory the code for stopping a tune after it has played through once. Touch the probe tip to the START pad and confirm this.

Verify that you can store the octave information by loading the scale into the memory first with the OCTAVE switch closed and then with it open. Then, when you touch the START pad with the probe, the melody should play exactly as it was entered. Now, store the space-remove function. Load in the scale as before, only this time, hold down the SPACE REMOVE switch as you store the notes. In playback, all the notes should run together.

You can now tune the music box. Touch the probe to the F key (lowest note) on the left end of the keyboard, press the OCTAVE switch, and store it. Touch the probe to the F key at the right end of the keyboard, leave the OCTAVE switch alone, and store the note. Do these about six times, then touch the probe to the START pad. As the melody comes out, you should hear two notes alternating with each other. Adjust R55 until they sound like one continuous note. You now have the scale properly compressed to fit the ETS. Later, you can experiment with changing it and then easily get back into tune by following this procedure.

A simple way to adjust the frequency of the keyboard is to use an oscilloscope to adjust FREQUENCY trimmer R56 so that the higher F (right key), with the OCTAVE switch pressed, has a period of about 715  $\mu$ s, corresponding to 1396 Hz, or F in the sixth octave.

With everything operating properly, you can try your hand at storing some melodies. ♦



Internal view of the music box. Power supply here is line-operated (components at bottom right).

# The Mysterious "Negistor"

*A negative-resistance element, disguised as a transistor, with many useful applications.*

IT IS known that some transistors, when connected into a circuit in reverse, have a negative resistance similar to that of the tunnel diode. That is, the current through and the voltage across the transistor both increase until the voltage reaches a certain point. Then the transistor breaks down and any further increase in current results in a decrease in voltage. To simplify our discussion, we will call such devices "negistors." In circuit diagrams, we represent it as a conventional transistor with the letter "N" added.

Chances are you can't buy a negistor as such at your local electronics store. (They probably wouldn't know what you were talking about anyway.) However, if you have a few npn silicon transistors, you probably already have a supply on hand without knowing it. (But don't expect to find a negistor among the germanium or the pnp silicon units.)

There are a number of types of npn transistors among which negistors can be found: Motorola's MPS-5172, the 2N2218, 2N2222, 2N697, for example. Transistors which may be useless for anything else may be excellent negistors. We have used negistors to build both crystal-controlled and tunable sine-wave oscillators, variable-width pulse generators, oscilloscope sweeps, and many other circuits. Other suggested applications include timing circuits for SCR power control, latching circuits for power-supply regulator protection, timers, etc.

**What Makes It Work.** The behavior of the negistor is caused by avalanche multiplication as a result of impact ionization produced by mobile charge carriers. This characteristic is also used to enhance switching speed in some logic circuits.

The negative-resistance characteristic shown in Fig. 1 results when a 2N2218 is connected as shown. In this case the breakdown voltage is about 7.7V. Using this characteristic, the negistor can be used to perform some of the functions of a tunnel diode or a UJT—often with simpler additional circuitry.

When used in tunnel diode applications, the output of a negistor is much greater than that of the diode. As a

UJT, the reverse transistor dissipates power only during breakdown and therefore its use is limited only by the peak current.

**Applications.** A useful circuit employing the negistor is the sawtooth and pulse generator shown in Fig. 2. Output frequency is determined primarily by  $R1$ ,  $R2$  and  $C1$ . The current through the negistor is limited by  $R2$ , which also sets the maximum fre-

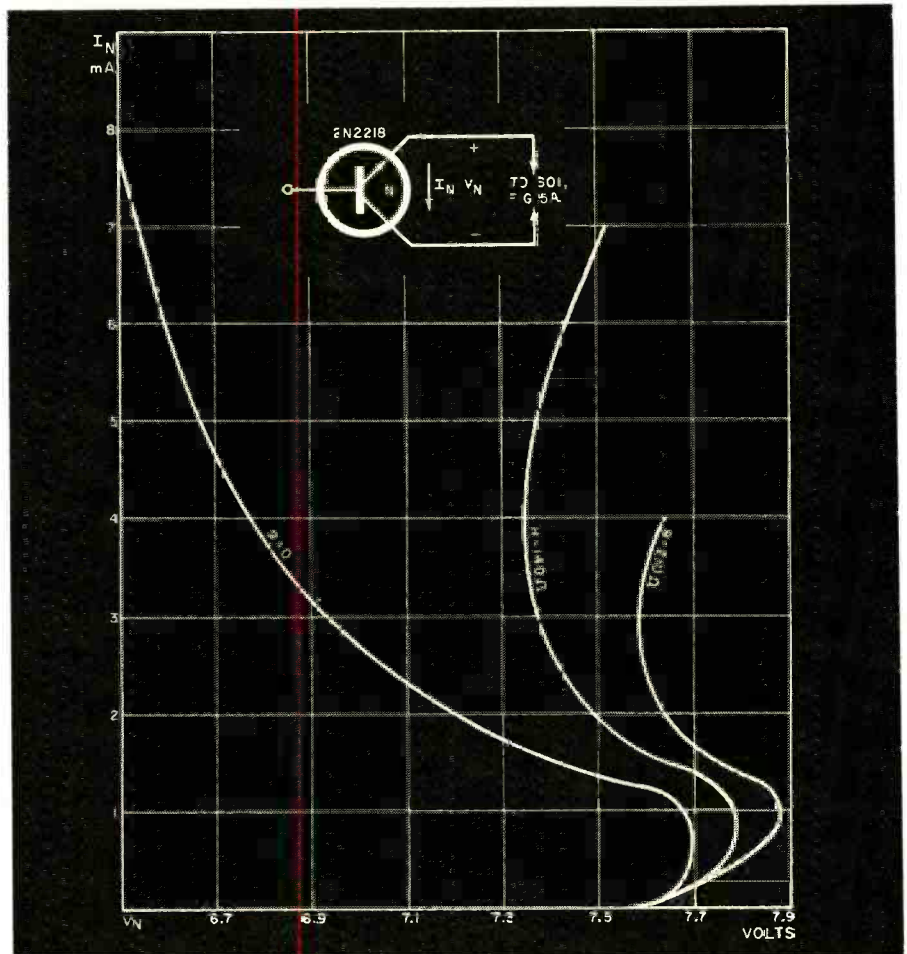



Fig. 1. I-V characteristics of a typical negistor. Many npn transistors exhibit negative-resistance behavior.



# five new breadboard testers from CSC

Continental Specialties Corp. offers a total line of breadboard test devices ... everything from inexpensive kits to high-power professional units and logic monitors too. Each high quality, compact unit comes with a guarantee of complete satisfaction or your money back within 10 days. Here are but five of the "hottest" items we make...



## Power for the Professional!

**New Proto Boards PB-203 and PB-203A with built-in regulated short-proof power supplies!**

Ready-to-use. Just plug in and start building! 2 extra floating 5-way binding posts for external signals (PB-203 only). Completely self-contained with power switch, indicator lamp and power fuse. 24 14-pin DIP capacity. All metal construction... no chipping or cracking as with plastic cases. Two-tone quality case makes both PB-203 and PB-203A aesthetically, as well as technically attractive.

### PB-203

- 3 QT-59S Sockets
- 4 QT-59B Bus Strips
- 1 QT-47B Bus Strip
- Fuse • Power Switch
- Power-On Light
- 9.75" L x 6.6" W x 3.25" H
- Weight: 5 lbs.
- 5V, 1 AMP regulated power supply

**75.**

Add \$2.50 shipping/handling

#### OUTPUT SPECIFICATIONS

**Output Voltage** 5V ± ¼V  
**Ripple & Noise** @ ½ AMP  
 10 millivolts  
**Load Regulation** Better than 1%

### PB-203A

- 3 QT-59S Sockets
- 4 QT-59B Bus Strips
- 1 QT-47B Bus Strip
- Fuse • Power Switch
- Power-On Light
- 9.75" L x 6.6" W x 3.25" H
- Weight: 5 lbs.
- 5V, 1 AMP regulated power supply (same as PB-203)
- +15V, ½ AMP regulated power supply
- -15V, ½ AMP regulated power supply


**120.**

Add \$2.50 shipping/handling

#### OUTPUT SPECIFICATIONS

**Output Voltage** 15V, internally adjustable  
**Ripple & Noise** @ ¼ AMP,  
 10 millivolts  
**Load Regulation** Better than 1%

## PROTO BOARD 100



PB-100 Complete Kit ...

**A complete mini-breadboard budget kit with full IC capacity**

**19<sup>95</sup>**

Add \$1.50 shipping/handling

The PB-100 is a low cost, big 10 IC capacity breadboard kit, complete down to the last nut, bolt and screw. Includes 2 QT-35S Sockets; 1 QT-35B Bus Strip; 2 5-way binding posts; 4 rubber feet; screws and easy assembly instructions. 4.50" (114.3mm) wide x 6.00" (152.4mm) long x 1.35" (34.3mm) high. Order your PB-100 kit! Start building and testing now!


## CSC PROTO-CLIP offers power-on... hands-off signal tracing... under \$5!

Trace signals or troubleshoot fast. Inject signals or wire unused circuits into existing boards. Flexible plastic web\* construction eliminates springs and pivots. Plus, the narrow throat is perfect for high density pc boards.

Order now!


PC-14 14-pin Proto-Clip: \$4.50 ea.  
 PC-16 16-pin Proto-Clip: \$4.75 ea.

Add \$1.00 shipping and handling



**Scope probes, test leads lock onto unique toothed grips**

©COPYRIGHT CONTINENTAL SPECIALTIES CORPORATION 1975



**Continental Specialties Corp. LOGIC MONITOR brings ICs to life faster than a scope... safer than a voltmeter**

LM-1 **84<sup>95</sup> each**

Add \$2.50 shipping/handling

Self-contained, pocket size. No adjustments or calibrations needed. Puts life into digital designs. Just clip to any DIP IC up to 16 pins. NO POWER SUPPLY NEEDED! Simultaneously displays static and dynamic logic states of DTL, TTL,

HTL or CMOS on 16 large high intensity LEDs. Watch signals work through counters, shift registers, timers, adders, flip flops, decoders, entire systems. Concentrate on signal flow and input/output truth tables. Forget probe grounds, pin counting or sync polarity. Precision plastic guides and flexible plastic web\* insure positive connections. Versatile. Fast. Accurate. Indispensable. Order yours today!

All Continental Specialties breadboard test devices are made in the USA, and are available off-the-shelf from your local distributor or CSC. Direct purchases may be charged on BankAmericard, Master Charge or American Express. You get a FREE English/Metric conversion slide rule with each order. Foreign orders please add 10% for shipping/handling. Prices are subject to change. Write or phone for complete illustrated catalog, plus the name and address of the CSC dealer nearest you.

\*Patents Pending



## CONTINENTAL SPECIALTIES CORP.


44 Kendall St., Box 1942, New Haven, CT 06509 • 203/624-3103

West Coast Office: Box 7809, San Francisco, CA 94119 • 415/421-8872

CANADA: Available thru Len Finkler Ltd., Ontario

Order now. Everything is off-the-shelf... Shipped in 24 hours.

# Have you ever asked yourself, "Can I make it in Electronics?"



**CIE may be the answer if you have a technical aptitude and a serious desire to get ahead.**

Right now, you're reading a technical magazine with articles that require a certain amount of electronics know-how. And that says a couple of things about you.

First, you're involved in Electronics . . . on the job, or as a hobby.

Second, you obviously realize the importance of staying up-to-date on the latest technical applications and developments. Reading a technical magazine *helps*, but it takes more than that to get you where *you* want to be . . . if you're serious about Electronics.

## **How can you afford**

. . . *not* to continue with your electronics training?

You know the answer to that as well as we do.

To achieve continuing success, you have to keep building more knowledge into the Electronics background and experience you already have. You have to sharpen the tech skills you've already got and add new ones.

And one of the most logical ways for you to get what you need is to seriously consider an in-depth electronics training program that could help you achieve your ambitions in Electronics.

## **How can you afford**

. . . the time and trouble of going back to school?

An excellent and *convenient* way for you to develop and expand your electronics knowledge is to "let the *school* come to *you*."

CIE's independent education plan does just that. Because we can effectively train you with an "education by mail" electronics training program that makes sense. And it makes sense for these reasons:

You can master *career* Electronics without missing one day of work. Without sacrificing one paycheck! Because you study in your free time . . . setting the study pace that best fits your schedule. *You* decide when and where *you* want to study. So you can go right on enjoying your leisure time because there are no *rigid* classroom schedules to be met. *You're* in control!

## **How can you afford**

. . . the expense of the additional education you need?

A lot depends on which CIE course best fits your educational goals and background. We have a variety of electronics courses at beginner, intermediate, and advanced college-level. And there's a convenient payment plan available for every course. But, one way to evaluate your investment in CIE is this . . . you can *graduate* from CIE for about the cost of one year's tuition at some colleges or universities.

## **How can you afford**

. . . to learn Career Electronics from anyone other than an electronics *specialist*?

If you are *serious* about your career in Electronics, you owe it to yourself to investigate *the* home study school that devotes its entire curriculum and instructional efforts to Electronics. That's CIE — Cleveland Institute of Electronics.

We have *specialized exclusively* in Electronics education-by-mail for more than 40 years. Just Electronics. Nothing else. And, the courses we offer today are the result of these years of teaching experience and proven methods of training . . . all based on the expert guidance of our





specialized Electronics Instruction Staff. Our lessons reflect this specialized experience. No frills. No unnecessary fancy stuff. Instruction is thorough . . . designed to meet the demands of electronics employers.

Each CIE course is built on the principle that the best way for you to *learn* and *retain* what you've learned is to *explain*; then to *check* your understanding; then to *reinforce* your comprehension with practical applications. In some courses, you will perform experiments and tests with your CIE Experimental Electronics Laboratory using authentic electronic components and gear. And, if you select a course that includes Color TV technology, you will not only build and keep a big screen Color TV which features digital circuitry . . . you'll also learn how to troubleshoot your TV.

The course you select will be a complete educational program, designed by *experts* to give you the best in Electronics independent home-study education. It will not be a "snap" course. No easy exams. It will make you work . . . and think. So that when you've earned your CIE Diploma, you'll *really* know your stuff.

In education just like in the "real world" of Electronics, your success depends on you and the effort you make. That's a real plus in CIE independent home-study . . . you build a strong foundation of self-discipline. And *that* pays off!

### How can you afford . . . to stop now?

There is a lot more to CIE than this advertisement can tell you. And because you're looking for the *best*, we think it's well worth your while to find out what CIE is

all about. Detailed Courses of Study outlines. In-depth training programs in Electronics Technology, Broadcasting, Industrial, Color TV, Engineering, and 1st Class FCC License preparation. Special CIE Student Services.

All this information is available to you, **FREE**, when you mail the card or coupon to us. For your convenience, we'll try to have a school representative contact you to review the benefits of CIE training and assist in course selection. And as soon as we hear from you, we'll mail a complete package of information, including our school catalog, G. I. Bill details, special FCC License information. All the facts you need to start your Electronics career program with CIE.

**Send TODAY for CIE'S FREE information.**

## **CIE** Cleveland Institute of Electronics, Inc.

1776 East 17th Street, Cleveland, Ohio 44114  
Accredited Member National Home Study Council

Yes, I want your **FREE** school catalog and career information package today.

PE-89

I am especially interested in:

- Electronics Technology       Industrial Electronics  
 FCC License Preparation       Electronics Engineering  
 Color TV Maintenance       Other \_\_\_\_\_  
 Mobile Communications

Print Name \_\_\_\_\_

Address \_\_\_\_\_

Apt. \_\_\_\_\_

City \_\_\_\_\_

State \_\_\_\_\_

Zip \_\_\_\_\_

Age \_\_\_\_\_

Check box for G.I. Bill information.     Veteran     On Active Duty

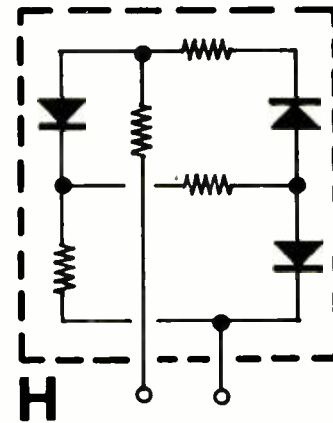
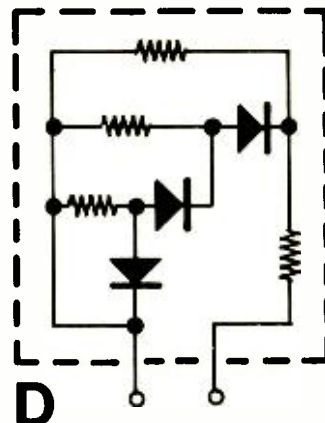
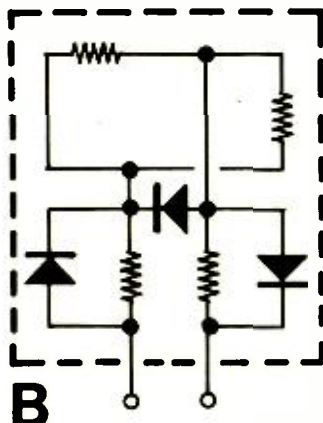
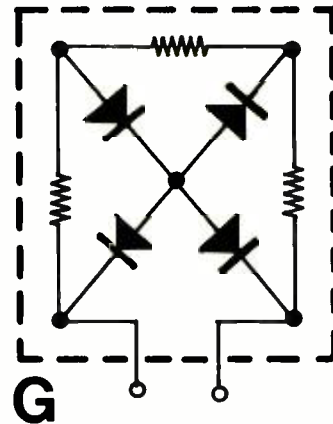
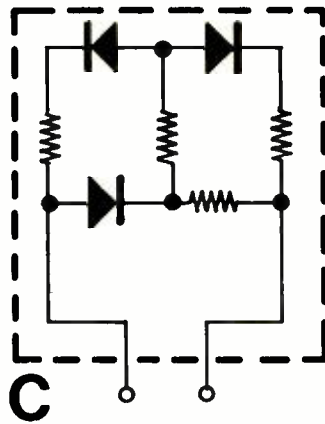
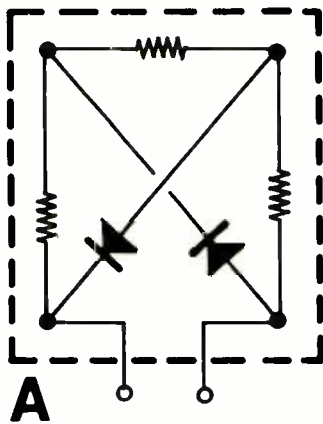
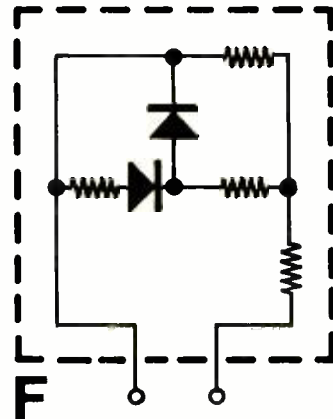
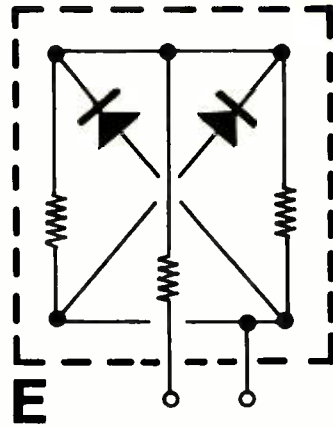
# BLACK BOX QUIZ

BY ROBERT P. BALIN

A technician measured the resistance at the terminals of eight black boxes. He then reversed the leads of the ohmmeter and obtained a set of eight different readings. The two sets of readings were as follows:

- |                    |                    |
|--------------------|--------------------|
| 1. 8 ohms, 12 ohms | 5. 10 ohms, 9 ohms |
| 2. 9 ohms, 24 ohms | 6. 18 ohms, 2 ohms |
| 3. 4 ohms, 18 ohms | 7. 9 ohms, 6 ohms  |
| 4. 6 ohms, 12 ohms | 8. 3 ohms, 12 ohms |

Can you match his readings (1 to 8) with the internal circuits of the black boxes (A to H)? The resistors are all rated at six ohms. Assume that the diodes have zero forward resistance and infinite reverse resistance.



Answers: 1-D, 2-H, 3-C, 4-G, 5-F, 6-A, 7-E, 8-B

# PERSONAL TIMING TESTER

BY J. R. DAVIES

**H**OW accurate is your sense of time? This little circuit, employing a 555 IC, tests your timing judgment by flashing a LED every 1.5 seconds (this interval can be changed). If you press a pushbutton at the right time, the LED will stay lit.

The LED is strobed on for 0.1 second. Since human reaction time is on the order of 0.3 second, you can't catch the LED once it is on. It is necessary to judge the time which has passed after the LED turns off before operating the test switch. A person with a good sense of timing should be able to "freeze" the LED on 20 to 40% of his attempts.

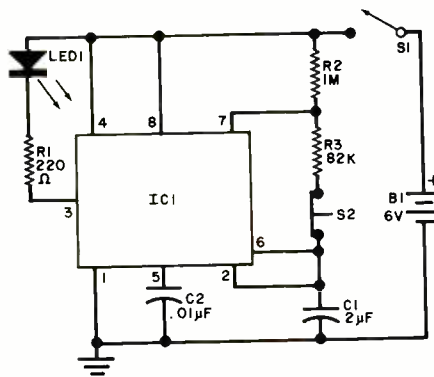
The circuit is basically an astable multivibrator built around a 555 timer IC. Switch *S1* is the master ON/OFF switch, and *S2* is the pushbutton reaction switch.

When not depressed, *S2* is closed and timing capacitor *C1* starts to charge up through resistors *R2* and *R3*. When the voltage across *C1* reaches two-thirds of the supply voltage, the 555 changes states allowing current to flow through *LED1*. When pin 3 goes high, no current flows through the LED.

Consequently, the LED glows only during the discharge interval. Since the capacitor charges through *R2* and *R3*, but discharges only through *R3*, the discharge time is much less than the charge time.

If *S2* is pushed at any time during the cycle, the charge and discharge paths are opened. The voltage across *C1*

remains fixed, and the output remains in the same state as when *S2* was depressed. Thus, if the switch is opened while the LED is on, the LED will stay lit. Closing *S2* allows the cycle to resume at the point where it was interrupted. The circuit can be assembled on perforated board in a small utility box. Any LED which glows brightly with a forward current of 20 mA can be used for *LED1*. Capacitor *C1* should be a metalized film, Mylar, or polyester unit. If you can't find a close-tolerance capacitor with a large enough capacitance, parallel a number of smaller units to get 2 microfarads. Any 6-volt source, such as four "C" cells in series, can be used. ♦



## PARTS LIST

- B1—6-volt battery
- C1—2-µF polyester capacitor (see text)
- C2—0.01-µF capacitor
- IC1—555 timer IC
- LED1—20-mA LED (Texas Instruments TIL209 or equivalent)
- R1—220-ohm, ¼-W, 10% resistor
- R2—1-megohm, ¼-W, 10% resistor
- R3—82,000-ohm, ¼-W, 10% resistor
- S1—Spst miniature toggle switch
- S2—Normally closed pushbutton switch
- Misc.—Printed circuit or perforated board, suitable enclosure, mounting hardware, rubber feet (4), battery holder, hookup wire, solder, etc.

FOR HOME AND INDUSTRY

WORLD'S MOST PRACTICAL SOLDER HANDLING TOOLS

SOLDERING +  
DESOLDERING +  
RESOLDERING =  
**SOLDER Ability** ELEMENTARY TO ELITE

EDSYN® 144 PAGE TRAINING MANUAL  
NEW! OVER 1,000 ILLUSTRATIONS

1534 ARMITA ST. ANN ARBOR, MICH 48106  
24HR. FREEER 1-800-231-2321 L.A. 213-267-5133  
CIRCLE 50 ON FREE INFORMATION CARD

little byte

\$599.00



the pint size computer that does it all.

The SRI-1000 Basic is built around National Semiconductor's "PACE"... one of the most powerful 16-bit processors available. The system includes full keyboard control, status panel, 4K RAM\*, Expandable Prom and rear panel connector access. Unit is completely assembled and tested in a compact, desk-top enclosure.

\*Additional RAM Available

801-942-1093

### Options for Above:

- Cassette Interface (Includes Tape Program)
- Video Interface (R.F. or Video)
- Modem
- RS-232 Interface
- TTY Interface
- TTL Interface
- Parallel Interface
- Complete Video Display Assembly (Room for Floppy Disc)
- Floppy Disc
- Line Printer
- Tape Reader
- Export Version Available
- Note: All Above are Assembled and Tested.

Send Cash or Check (Master Charge or BankAmericard accepted) with order to:

**SYSTEMS RESEARCH, INC.**  
P O Box 151280  
Salt Lake City, Utah 84115

Add \$5.00 for Postage and Handling

BankAmericard # \_\_\_\_\_  
Master Charge # \_\_\_\_\_  
Exp. Date \_\_\_\_\_  
Signature \_\_\_\_\_

# Satisfy frequency measurement requirements in Citizens Band Radios



## **B&K PRECISION** MODEL 1801 \$230

With autoranging 20MHz to 40MHz guaranteed and typical upper limit of 60MHz you can precisely measure the frequency of Citizens' Band transmitters and many other low band radio services. Model 1801's typical accuracy of better than 10PPM is always available for every measurement because there are three decimal point positions automatically selected by the frequency of the signal you are measuring. And you can suppress the first digit for still more resolution above 1MHz by moving the mode switch from Auto to 1 second. This six-digit counter gives you 1Hz resolution!

Discrete, reliable TTL circuitry automatically updates the large, bright readout up to five times per second—which means the 1801 works faster than you can. There's almost no way to make a reading error because Hz or MHz and Overrange are shown by discrete, separate LED's.

If you want to make receiver tests and don't have a signal generator with the required precision, you can measure the output of your generator\* with the 1801 and adjust it to the accuracy you need!

\* 30mV or more

If you aren't making measurements as accurately and easily as these, you need a B&K-Precision Model 1801 which is in stock at your electronic distributor. Write for detailed specifications.



MHz display of CB channel in AUTO mode.



KHz display of same CB channel showing suppression of leading digits.

**B&K PRECISION**  
**PRODUCTS OF DYNASCAN**  
 1801 W. Belle Plaine Avenue  
 Chicago, IL 60613

# When you need citizens band two-way radio, make sure you have Cobra.



This man is talking to one of several million other CB operators. Help will be on the way in minutes.

Without CB he'd have to rely on smoke signals. Or a passing motorist concerned enough to stop. See any?

He's using a 23-channel Cobra CB radio. Why Cobra? He asked some friends, CB'ers for years, what brand they'd buy if they wanted the best.

He's very glad he took their advice.

Since it's far more than a toy walkie-talkie, he has the required FCC license. There was just one simple form to fill out with no test needed.

Installation was easy, and now he talks to people wherever he goes to find out what traffic's like ahead, get directions, find a good place to spend the night or just pass the time of day.

And get help on a lonely road.

  
**Cobra**

Product of DYNASCAN CORPORATION  
1801 W. Belle Plaine • Chicago, Illinois 60613

CIRCLE NO. 19 ON FREE INFORMATION CARD

# PROGRAMMING NOTES FOR THE ALTAIR 680 $\mu$ COMPUTER

BY H. EDWARD ROBERTS AND PAUL VAN BAALEN

The 6800 microprocessor IC is the central processor (MPU or CPU) for the Altair 680 computer. Other components in the system, such as the memory and the terminal connected to the I/O port do not initiate data transfers. They respond only to requests from the MPU to send or receive data. Through the interrupt facility, a device (such as a terminal) can signal that it has completed a data transfer or that it has new data available.

The MPU initiates a data transfer by placing an address on the address bus, setting the read/write flag to signal whether it is sending or receiving, raising a VMA (valid memory address), and putting data on the data lines if it is sending. A device on the bus must recognize when an address that refers to it has been sent out and take appropriate action. In the case of a read from a memory address, the memory will examine the appropriate memory cells and set the data lines, depending on what is stored in those cells.

All data is 8-bits wide (eight binary digits), which means that data has 256 ( $2^8$ ) possible values. Addresses are 16-bits wide, giving the system up to 65,536 ( $2^{16}$ ) possible locations to use for memory locations and device registers. The idea of using addresses to refer to I/O devices as well as memory locations, as opposed to having special I/O instructions and a special I/O bus, is relatively new. It has greatly simplified the computer's structure.

The MPU has a number of internal registers: the program counter (PC), A and B registers, condition code flags, index register, and stack pointer. The 16-bit PC is used to keep track of which instruction the computer will execute next. Once the computer is started and the PC initialized, the MPU will start executing instruction cycles. An instruction cycle begins when the PC is sent out on the address lines. When this data comes back to the MPU, the instruction is decoded and the MPU performs the appropriate operation.

There are 59 instructions, 197 of the possible 256 codes being unassigned. These 197 instructions are grouped into 72 different types. Some instructions require one or two additional arguments. These arguments occupy the memory locations following the instruction. When the instruction is

fetched, and as each argument is fetched, the PC is incremented by 1, so that after all the arguments are fetched, the PC will give the address of the next instruction to be executed (unless the execution of the current instruction modifies the PC). When the current instruction is completed, a new instruction cycle is initiated. The MPU will continue to execute instructions until the RUN/HALT switch is set to the HALT position or the power is turned off.

The MPU has two 8-bit accumulators, designated A and B. They are called accumulators because they are used for storing arithmetic results. An example of some instructions that operate on the accumulators and take no additional arguments aside from the instruction itself are:

FND	PRT	LDX	PLIST	Initializes index register to point at parts list
		OMP	A X	See if A = contents of location index pointed to. A is not changed, but zero flag is set if equal
		BEQ	HAVPRT	If equal, check count
		TST	X	Set zero flag if index register points at 0, which means list ended
		BEQ	FERR	If so, go to FERR
		INX		Point to next
		INX		Part number
		BRA	FNDPRT	Unconditionally branch back, search more
HAVPRT		CMP	B 1,X	1,X gives address of availability count: see if enough
		BIS	FORDER	If not, order more
		PUSH	A	Save part number
		LDA	A 1,X	A = old stock count
		SBA		A = A - B = new stock count
		STA	A 1,X	Store new count
		POP	A	Restore part number
		RTS		Return to caller

DEC	A	Decrement value of A by 1
TAB		Set B = A
CLR	B	Set B = 0
NEG	A	Set A = 0 - A
COM	B	Complement B [B = B - (B + 1)]
SBA		A = A - B
ADD		A = A + B

Since only a small amount of data can be stored in the MPU itself, there are a number of instructions that specify addresses in memory as operands. The method an instruction uses for specifying a memory address is called the addressing mode of the instruction. There are seven different addressing modes for the 6800 chip.

The simplest addressing mode is extended addressing. An instruction that employs the extended mode takes two arguments and is, therefore, a three-byte instruction. The first argument gives the high-order eight bits of the address to use and the second argument gives the low-order eight bits. For example:

LDA A 3000 Load A with contents of location 3000

CLR 2000 Set location 2000 to 0  
STA B 2001 Store B in location 2001

Extended addressing is the most general form of addressing since it can refer to any possible address. However, instructions employing extended addressing require three locations in memory; so, other less general but more compact addressing modes are provided.

In the direct mode of addressing, an instruction takes a single argument, which is taken to be the low eight bits of the address of the operand. The high eight bits of the address are assumed to be zero.

In the immediate mode, an instruction's single argument to the instruction is used as an operand of the instruction. For example:

LDA A 30 Set A = 30  
ADD B 20 Add 20 to B

The indexed mode of addressing takes a single argument that is added to the 16-bit index register to give the address of the operand. The index register can be loaded (LDX), stored (STX), incremented (INX), decremented (DEX), and compared with another 16-bit quantity (CPX).

All of the common arithmetic and

logic operations can be performed (that is, add, subtract, and, or, exclusive-or). One of the accumulators is specified as the first operand and used to store the result. The second operand can be specified using one of the addressing modes. Arithmetic operations also set/clear the condition codes, depending on the result of the operation. (That is, if the result of an operation is zero, the zero flag is set; if the result of an addition is greater than 256, the carry flag is set.) These condition codes can be used for multi-precision arithmetic or for the conditional branching described below. For example:

SUB A 1456 Subtract contents of location 1456 from A. The zero flag will be set if the result is 0.

EOR B 1,X Set B = exclusive-or of B and contents of location given by adding 1 to index register.

Unless a branch, jump, JSR, BSR, or RTS instruction is executed, the computer will execute instructions sequentially out of memory. The jump and branch instructions change the PC, which changes the address from which the next instruction will be fetched. A jump instruction is unconditional and stores its two eight-bit arguments in

the 16-bit PC, using the first argument for the high-order bits in the PC. Branching, which can be executed conditionally, based on the state of the condition codes, takes a single argument that is added to the PC. The argument is taken as a signed number, which means you can branch to any location that is less than 130 locations beyond the current location or any location that is less than 127 locations behind the current location. For locations further away, the jump instruction must be used.


The 16-bit stack pointer (SP) can be decremented, incremented, loaded, stored, and transferred to or loaded from the index register. The importance of the SP comes from its use in the JSR (jump to subroutine), BSR (branch to subroutine), RTS (return from subroutine), PUSH (save an accumulator on the stack), POP (fetch a value from the stack), and the handling of interrupts. The PUSH A instruction, which takes no arguments, stores A in the address contained in the SP and decrements the SP. By setting SP to point to an area of free RAM, a programmer can save and restore temporary values with 1-byte instructions. When a JSR or BSR is executed, the PC is saved on the stack by storing the low eight bits of the PC at the address the

SP contains, decrementing the SP, storing the low eight bits of the PC, and decrementing the SP again. Other than pushing the PC onto the stack, BSR is exactly like branch always, and JSR is exactly like jump.

An RTS fetches the PC off the stack in a similar manner. The use of the stack for saving return addresses for subroutine calls allows for subroutines that call themselves and does not require that locations be set aside to store the return address of every subroutine. The stack is invaluable in making the programming of the Altair 680 easy.

The sample subroutine shown on the preceding page is called with a part number in the A register and the number wanted in the B register. It searches the parts list that starts at memory location PLIST and consists of a part number followed by the quantity of that part in stock. If the desired part is not in the list, the subroutine branches to memory location PERR. If the part is located in the list, the quantity in stock is checked to make sure there are enough of the part available. If there is not a sufficient quantity in stock, the sequence at location PORTER gains control. Otherwise, B is subtracted from the number of parts in stock and the subroutine returns.

## You don't have to buy a new car to get an electronic ignition.



Let's face it. After 37 years, even a Phantom III can use a lift. That's why I put a Delta Mark Ten B Capacitive Discharge Ignition on my Phantom . . . to give her a spark I'd pit against any '75 model car. I went to Delta because they aren't Johnny-come-latelys. Delta's been making electronic ignition systems for over a decade.

Whatever kind of car you drive, you can give it the same great Delta performance I gave mine.

- Mark Ten B Capacitive Discharge Ignition Systems are manufactured by Delta Products, Inc., a company with a conscience, and with a proven record of reliability both in product and in customer relations.
- The Mark Ten B really does save money by eliminating the need for 2 out of 3 tune-ups. Figure it out for yourself. The first tune-up or two saved pays for the unit, the rest is money in your pocket. No bunk!
- Because the Mark Ten B keeps your car in better tune, you actually can save on expensive gasoline.
- With a Mark Ten B, spark plugs stay clean and last longer . . . fouling is virtually eliminated.



I want to know more about Mark Ten B CDI's. Send me complete no-nonsense information on how they can improve the performance of my car.

Name \_\_\_\_\_  
 Address \_\_\_\_\_  
 City \_\_\_\_\_ State \_\_\_\_\_ Zip \_\_\_\_\_



**DELTA PRODUCTS, INC.**

P.O. Box 1147, Dept. PE, Grand Junction, Colo. 81501  
 303-242-9000

Mark Ten B, assembled	\$64.95 ppd	Standard Mark Ten, assembled	\$49.95 ppd
Mark Ten B, kit	\$49.95 ppd	DeltaKit®	\$34.95 ppd



# Product Test Reports

## ABOUT THIS MONTH'S HI-FI REPORTS

Pioneer's new Model TX-9500 AM/stereo FM tuner includes, among other features, an unusual built-in calibrating tone for use when decoding Dolby FM broadcasts.

Although there is no lack of fine stereo cassette decks, especially when one can spend as much as \$500, the Tandberg Model TCD-310 is a remarkable machine even in this price range. It offers impressively low flutter and low noise, even outperforming some open-reel decks in these respects.

—Julian D. Hirsch

## PIONEER MODEL TX-9500 AM/STEREO FM TUNER

Top-of-line tuner features exceptional operating characteristics.



Displacing the company's top-of-the-line Model TX-9100 (which is still available) is the Pioneer Model TX-9500 AM/stereo FM tuner. The tuner presents a new face to the hi-fi enthusiast. Its clean, functional front panel is almost totally devoid of the colored lights that are typical of most of today's tuners and receivers. Furthermore, it has no "blackout" dial window. Behind the clear plastic window are the AM and FM logging scales, separate light slots for power and stereo beacon, and relative signal strength and tuning meters.

The tuner measures 16<sup>9</sup>/<sub>16</sub>" W × 14<sup>3</sup>/<sub>4</sub>" D × 5<sup>7</sup>/<sub>8</sub>" H (42 × 37.5 × 15 cm) and weighs 20 pounds (9.1 kg). It retails for \$399.95.

**General Description.** The dial scales occupy most of the dial window's width. The FM scale is espe-

cially legible, with numbered marks at every odd megahertz, long ticks at every even megahertz, and small ticks every 200 kHz (0.2 MHz) apart to correspond with the FM broadcast channel assignments in the U.S. The tuning meter is active for FM only, while the relative signal strength meter is active on both AM and FM.

The lower half of the tuner's front panel is reserved for the controls, which number a total of six. Three of these are lever-type switches for POWER, MPX NOISE FILTER, and MUTING LEVEL. One more is a multi-position rotary switch labelled FUNCTION with positions for AM, FM AUTO, FM MONO, and REC LEVEL CHECK. The remaining controls are for tuning and setting the output level.

In the ON position, the MPX NOISE FILTER blends the higher audio frequencies to reduce both noise and channel separation on weak stereo FM signals. The interstation noise MUTING LEVEL switch has two

threshold level positions. The OUTPUT LEVEL control varies the output level from the VARIABLE output jacks on the tuner's rear apron. (Another pair of output jacks delivers fixed-level signals to the amplifying system.)

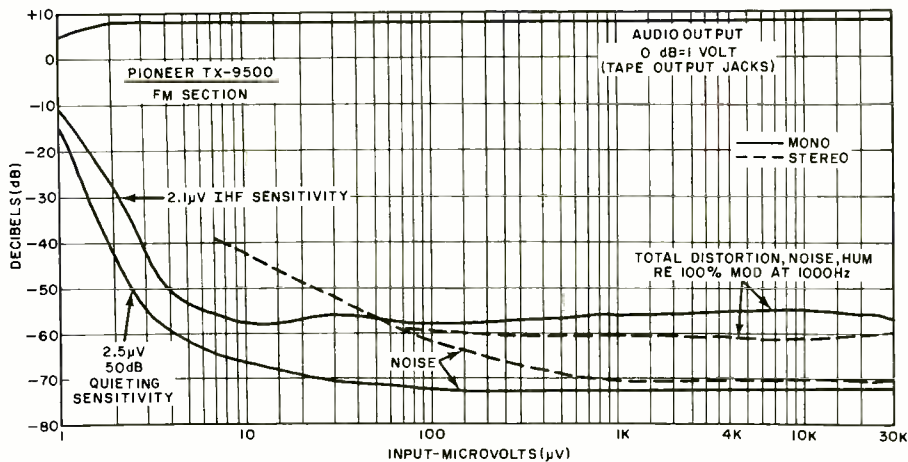
While the first three positions of the FUNCTION switch are self-explanatory, the REC LEVEL CHECK position may not be. When the switch is in this position, the normal tuner output is replaced by 400-Hz bursts at 1.3-second intervals. The burst amplitude corresponds to the Dolby FM calibration level (50% modulation). This greatly simplifies adjustment of the recording gain of a tape deck before taping a Dolbyized FM broadcast in its encoded form. (Dolby-equipped FM stations broadcast the reference tone at infrequent intervals, which makes this unique feature a welcome addition to the basic tuner.)

The rear apron of the tuner contains AM and FM antenna terminals (the latter for both 300- and 75-ohm systems), a hinged ferrite rod antenna, the fixed and variable audio outputs, and oscilloscope outputs for use with an accessory multipath/tuning indicator. The horizontal scope output can also be used to feed a signal to a 4-channel discrete FM demodulator if and when such demodulators come on the market. There is also a slide switch on the rear apron that allows the user to select either 75- or 25- $\mu$ s FM deemphasis for proper reception of Dolby FM broadcasts through a Dolby decoder. Finally, there is a single unswitched accessory ac outlet.

This tuner makes extensive use of integrated circuit technology, including seven IC's and four ceramic filters in the i-f section. IC's are also used in the FM detector, phase-locked loop (PLL) multiplex detector, FM muting system, and the entire active portion of the AM tuner. The FM front end has two FET-type r-f amplifiers and a FET mixer. The local oscillator is isolated from the mixer by an emitter-follower buffer.

**Laboratory Measurements.** As might be expected, in this price category most of the specifications for the TX-9500 tuner are impressive. Our laboratory measurements confirmed almost all of them within normal limits of instrument error. In a few minor instances, the test results fell slightly short of meeting the published ratings, but in as many other cases, they far exceeded them.





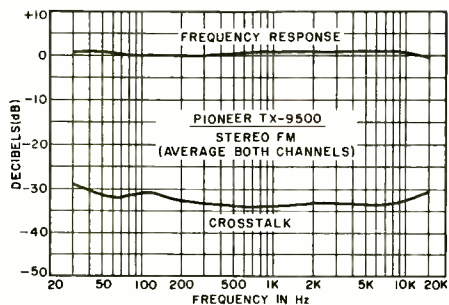
The IHF usable sensitivity in mono was 2.1  $\mu\text{V}$ , while in stereo it was 5 to 7  $\mu\text{V}$ , which was the stereo threshold. The 50-dB quieting sensitivity, a more meaningful indicator of a tuner's weak-signal performance, was an excellent 2.5  $\mu\text{V}$  in mono and 25  $\mu\text{V}$  in stereo. The ultimate S/N ratio was 72 dB in mono and 70 dB in stereo. Although our S/N measurements did not match Pioneer's, they are about as good as we have measured in an FM tuner.

Distortion at 1000  $\mu\text{V}$  input was 0.17% in mono and 0.10% in stereo. This is one of the very few tuners we have tested in which the stereo distortion was less than the mono distortion. (Perhaps this is due to the compensating distortion characteristics in the tuner's detector and multiplex circuits.)

The FM frequency response was within  $\pm 0.5$  dB from 30 to 15,000 Hz. The stereo channel separation was 33 to 34 dB between 250 and 8000 Hz and about 30 dB at 30 and 15,000 Hz. Although this was a few decibels lower than the rated values, it indicates exceptionally uniform channel separation across the audio band, with almost perfect symmetry between channels.

The capture ratio measured 1.7 dB and AM rejection measured an outstanding 72 dB. We were barely able to measure the image rejection by using the full output of our signal generator; it was 102.5 dB, ranking it among the very best we have seen. Although it is rated at 110 dB, most laboratory-grade signal generators lack sufficient output to verify such a rating. The 81-dB alternate-channel selectivity was also very good, and the 19-kHz pilot carrier leakage measured -64 dB. The muting threshold could be set at either 10 or 27  $\mu\text{V}$ .

The fixed audio output was 0.71 volt



at 100% modulation, and the maximum variable output level was 2.4 volts. The REC LEVEL OUTPUT was about 3 dB lower than it should have been, corresponding to 35% instead of 50% modulation. The AM frequency response was down 6 dB at 30 and 3700 Hz.

**User Comment.** Our lab measurements show that, in all parameters that bear directly on performance in a hi-fi system, the TX-9500 is an especially fine FM tuner. Certainly, to obtain a tuner that outperforms it by any significant margin, one would have to spend substantially more. In use, the FM muting action was as near to perfect as we have encountered, operating with positive action and without a trace of extraneous noise when tuning on or off a station—the sound was either there or it wasn't.

The dial calibration was essentially perfect across the entire FM band, with the tuning accuracy limited only by the width of the pointer. The pointer is a relatively slim metal projection instead of the undesirably wide plastic pointers used on most tuners and receivers. The tuning system was accurate to better than 100 kHz. We could set the tuner before tuning it on to any channel with complete assurance that when power was applied, the station would be tuned in virtually perfectly.

Very few tuners can approach the

## ALLISON 'OPTO-ELECTRIC' The BEST...the ULTIMATE of ALL Ignition Systems!



★ (We challenge ANYONE to dispute this Fact)

Never wears out or needs any Maintenance!

★ gives you Maximum Power with continuous PEAK PERFORMANCE while reducing Maintenance and Operating Costs!

- ★ The Allison OPTO-ELECTRIC System eliminates the Points and Condenser, replacing them with an OPTO-ELECTRONIC TRIGGER, using a Light-Emitting Diode and Photo transistor. The System operates on a beam of Light. As there are NO moving parts in rubbing contact, Friction-wear is completely eliminated. Timing adjustments are PERMANENT.
- Gives 40-Times more Timing accuracy than ANY system using "Mechanical" Breaker-Points! UNLIMITED RPM!
- "Electronically-Controlled" DWELL automatically supplies HIGHEST Performance at both Low and High speeds. Spark strength does not fall off at high RPM POSITIVE SPARK helps eliminate "Misfire" for faster acceleration and improved Engine Performance. Sparkplugs LAST 3 to 10-Times LONGER.
- Easier Starting under any condition! Smoother running... (NO TIMING FLUCTUATION as with Magnetic Impulse Units) All SOLID-STATE Components. UNAFFECTED By Temperature, Moisture, or Vibration! Only Highest grade materials used Guarantees you Solid, Dependable Performance!
- PERFECT TIMING INCREASES Engine Efficiency and Gas Mileage SAVES Precious Fuel! Allison gives you MAXIMUM Engine Efficiency 100% of the Time and that's the name of the game for the BEST in GAS MILEAGE AND ECONOMY
- ★ Perfect Timing and Dwell never change.
- Pays for itself! Eliminates ignition Tune-Ups forever! "INFINITE LIFE" Once installed Never needs replacing!



★ PROVEN RELIABILITY!  
Each Unit Tested to 15,000 RPM!  
● Road and Race Proven.  
(Opto-Electric Systems won at INDY Two years in a row!)

You CAN install the ALLISON System in ALL the U.S. made & Foreign Cars! (4, 6, or 8-Cylinder)

"EASIEST-TO-INSTALL" UNIT ON THE MARKET.  
(Not necessary to dismantle Distributor as with other systems)

★ If you want the BEST, and SAVE! This is IT!

ORDER with CONFIDENCE... SATISFACTION GUARANTEED or Full Refund

10-YEAR FACTORY WARRANTY!  
(Free Repair or Replacement)

● Send Check or M/O

State Make, Year, Engine Size (Call! Res. add Tax)

★ (So New...it's Sold ONLY FROM FACTORY DIRECT).

● You may use your MASTER CHARGE or BANKAMERICARD. Send us (1) Your Number, (2) Interbank No., (3) Exp. Date

★ Before buying any other Type Ignition System...

Send Postcard for our FREE BROCHURE.

★ If you have already installed a C-D ignition system...

Modernize and Increase its Efficiency...

CONVERT YOUR "C-D" UNIT TO BREAKERLESS!

Opto-Electric "TRIGGER UNIT"...Only \$34.95

● Our BEST Salesmen are the users of our ALLISON System!

● America's Oldest and Largest Mfg. of Opto-Electronic Ignition Systems.

ALLISON  
AUTOMOTIVE COMPANY

1267 P. East EDNA PL., COVINA, CAL. 91722

CIRCLE NO 12 ON FREE INFORMATION CARD

handling characteristics and superior overall performance of this tuner. From a human-engineering point of view, much of the pleasure of using


this tuner is in its handling. All the controls operated with positive action, and the tuning mechanism operated sily smooth. In sum, the TX-9500

tuner is a thoroughbred in every respect.

CIRCLE NO. 65 ON FREE INFORMATION CARD

## TANDBERG MODEL TCD-310 STEREO CASSETTE DECK

*Signal/noise performance rivals many open-reel decks.*



Tandberg high-fidelity products, principally open-reel tape decks and stereo receivers,

have always been characterized by distinctive external styling, somewhat unconventional circuit and operating features, and outstanding overall performance. In view of this tradition, one would expect a Tandberg cassette deck to be somewhat unusual—an apt descriptive for the Model TCD-310.

The Model TCD-310 cassette recorder has a three-motor, dual-capstan, solenoid-operated transport. It is driven by a hysteresis synchronous capstan motor and two dc reel-drive motors. A servo system controls tape movement, preventing tape damage regardless of any slack in the tape or even if a loop of tape extends from the cassette. The tape can move only if the tension is correct over the entire tape path.

The dual-capstan drive maintains a controlled tension on the tape as it passes over the heads, minimizing wow and flutter. In addition, a time-delay circuit prevents the head assembly from contacting the tape until all loops and slack in the tape have been removed. This eliminates the transient wow that often accompanies the use of a pause control.

The deck measures 16 $\frac{7}{8}$ "L  $\times$  9"D  $\times$  4 $\frac{1}{8}$ "H (42.9  $\times$  22.9  $\times$  10.5 cm) and weighs 14.5 pounds (6.6 kg). It retails for \$499.95.

**General Description.** The transport is operated by solenoids that are

energized by pushing the usual piano-key controls found on most cassette decks. The tape transport can be shifted from any operating mode to any other mode without the need to first hit STOP. The keys can be left in an energized condition, and by controlling the ac power with an external timer, a recording (or playback of a recorded program) can be made with no one in attendance.

To achieve very low noise and distortion levels, the deck employs a low-distortion bias oscillator, low-noise transistors and other components, and a novel microphone preamplifier circuit. The gain of the mike preamp automatically adjusts to suit the impedance (and output level) of the mike used. This reduces circuit noise to a minimum and makes it very difficult to overload the preamp when recording high-level sounds. The mike inputs can be mixed with the line inputs simply by plugging in the mikes. Independent adjustment of the recording levels from the two sources, however, is possible only in the mono mode. For stereo, the gain must be set for the mikes and the external line input level adjusted at its source.

Operation of the deck is similar to that of other cassette recorders, but there are some fundamental differences. For example, to make a recording, the PAUSE key must first be pressed, followed by operation of the RECORD key. The PLAY key is not operated, except when playing back a tape. The main operating controls include: POWER, REWIND, STOP, F.WIND, PLAY, and RECORD keys. There are two microphone jacks and the PAUSE and

EJECT keys. (The EJECT key can be operated only after the STOP key has been operated.)

Behind the operating keys are two recording-level meters that are illuminated in green and red. They are fast-responding peak indicators with a 50-ms rise time and are connected into the circuit after the recording equalization to indicate the actual signal level applied to the recording head. A red bar between the meters is illuminated when the deck is in the record mode.

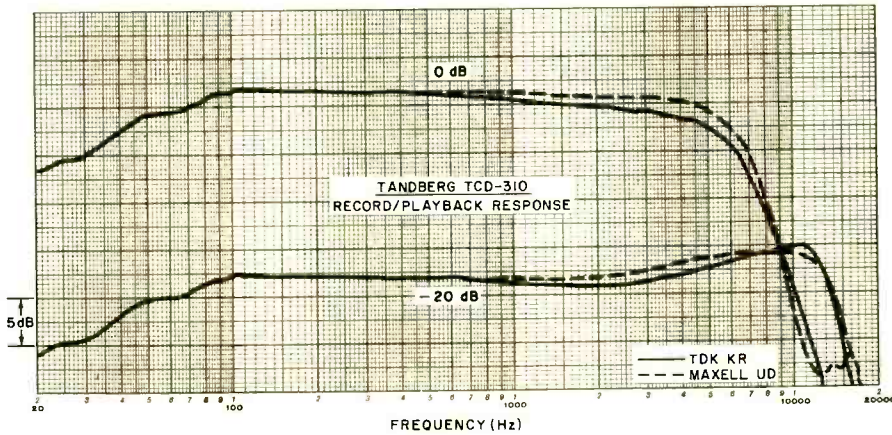
Just in front of the meters is what appears to be a row of seven black pushbuttons. Most of them, however, are dummies. One button parallels the input channels for mono recording and two of the remaining buttons are for switching the Dolby noise reduction system in/out and switching bias and equalization for ferric-oxide or chromium-dioxide tapes.

The recording level controls are slide-type potentiometers. (There are no controls for adjusting the playback level, which is fixed.) There is a resettable index counter. The cassette well is rotated 90° from the usual orientation so that the cassette loads from the right side of the deck to permit operation of the deck vertically or horizontally. (In vertical operation, a cassette might tend to fall out of a conventionally oriented loading slot.)

The inputs and outputs, including a DIN socket, are located on the rear apron of the cassette deck.

**Laboratory Measurements.** The record/playback frequency response of the deck was within  $\pm 3$  dB from 40 to 14,500 Hz with Maxell UD tape, for which the deck was biased. The CrO<sub>2</sub> response, with TDK KR tape, was very similar at  $\pm 3$  dB from 43 to 14,000 Hz. With both tapes, the frequency response at a 0-dB recording level revealed the expected high-frequency rolloff, intersecting the normal -20-dB curve at about 9000 Hz. The Dolby circuit tracking was very good, with less than 1 dB change in frequency response at a -26-dB level with the Dolby system switched in.

The playback frequency response was  $\pm 2$  dB from 31.5 to 10,000 Hz with standard tape (120- $\mu$ s equalization).



With the 70- $\mu$ s equalization used for CrO<sub>2</sub> tape, the playback response was  $\pm 3$  dB from 40 to 10,000 Hz.

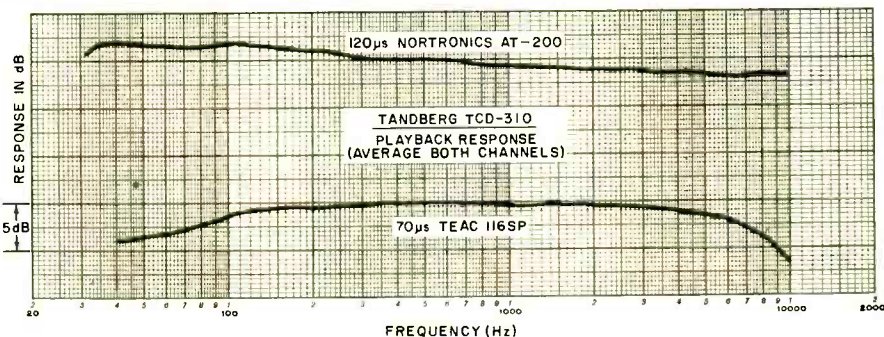
With the recording gain at maximum, a LINE input of 30 mV at 1000 Hz produced a 0-dB meter reading. The recording amplifiers overloaded at a very safe 4.4 volts input. The microphone sensitivity and overload level are not so easy to define, since they vary widely with input impedance. From our 600-ohm signal generator's output, only 0.08 mV (80  $\mu$ V) was needed for 0-dB recording, with a seemingly low overload input of 16 mV. Experimenting with different source impedances, we determined to our satisfaction that as long as the recording gain controls are set at least a half division above their minimum points (there are six divisions in all), the mike circuits will not be overloaded by any signal that does not drive the meters beyond the 0-dB point. In other words, under any conceivable normal operating condition, the tape will overload before the mike preamp's range is exceeded. The playback output from a 0-dB recorded signal was 0.78 volt.

A standard Dolby level (200 nano-webers/meter) tape provided meter indications of about  $-1$  dB on playback. The playback THD from a 0-dB recording was 1.5% with Maxell UD and 1.6% with TDK KR tape. The reference distortion level of 3% was reached with a recording input of

about +3 dB with both tapes. The overall unweighted S/N, referred to the 3% THD level, was 52 dB with Maxell UD and 54 dB with TDK KR tape. The 70- $\mu$ s playback equalization used with the TDK KR tape contributed to its lower output noise. With IEC A weighting to reduce the effect of residual hum on the measurement, these figures improved to 59 and 62 dB, respectively.

When the Dolby system was used, the weighted S/N was 66.5 dB with UD and 68 dB with KR tape. The noise increased somewhat when the microphone inputs were terminated to simulate the connection of mikes, although the amount of the increase depended on the impedance. The gain of the mike amplifier is so great that one should never have to operate it near maximum.

The tape speed was almost exact (about 0.2% fast) and the flutter and wow were among the lowest we have measured on a cassette deck. The wow was the 0.02% residual of the test tape, and the unweighted rms flutter was a mere 0.08% (in playback only and on combined record/playback). The three-motor transport gives this deck a very fast winding capability—less than 34 seconds to fully wind a C-60 cassette! This is a good 10 seconds faster than any other cassette transport we know and is one-third to one-half the fast winding time of most good cassette decks.



# plug in and go soldering



WITH  
THRIFTY  
MARKSMAN IRONS

BY **Weller**<sup>®</sup>

Pre-tinned tips for instant action. Five different ratings for technicians and hobbyists. Heat- and impact-resistant handles grip comfortably. Premium, stainless steel barrel for strength, corrosion resistance, and more even temperatures. Cone shape, screw-driver, chisel tips; Soldering Kit, Hot Knife Kit for wire stripping and plastic cutting. Full-view card pack lets you see and read about these UL-listed, factory-pre-tested irons before you buy.

See your local distributor or write...

**Weller-Xcelite  
Electronics Division**



**The Cooper Group**

P. O. BOX 728,  
APEX, NORTH CAROLINA 27502  
CIRCLE NO. 81 ON FREE INFORMATION CARD

The peak-reading meters are excellent insurance against excessive recording levels. When we drove the deck with 50-ms bursts at a rate of one burst per second, the meters indicated only 2 dB less than their steady-state indications. On the 0.3-second bursts used for checking VU meter response, the meters indicated 100% of steady-state.

**User Comment.** In the design of any tape recorder, some compromise must be made between dynamic range, distortion, and frequency response. Tandberg deliberately chose to optimize the dynamic range of this deck by minimizing the noise and distortion levels. What has been sacrificed—and only slightly—is actually one of the least important cassette recorder specifications: extended frequency response above 15,000 Hz, which is rarely heard.

The Tandberg deck excels when it comes to low noise. Reviewing the cassette recorders we have tested,

this deck's S/N performance is some 5 to 6 dB better than the average of the best available cassette decks. This is no trivial matter since the 68-dB dynamic range (weighted and with Dolby) of the deck seriously challenges the performance of many fine open-reel decks.

As for frequency response, we can state that the playback sounds exactly like the incoming program, whether from an FM receiver, discs, or other tapes. Obviously, the deck cannot be expected to rival a good open-reel recorder for making live recordings, but this is not what a cassette deck is primarily meant to do. The low wow and flutter is as noteworthy as the noise level, and it is rivalled by only one or two other decks known to us. The dual-capstan drive system can take much of the credit for this.

We wish that as much attention had been paid to the human engineering aspects of the deck's controls as to its electrical and mechanical performance. The solid-black keys and

pushbuttons are not augmented by signal lights so that it is not immediately apparent which ones are on and which are off. The meter illumination is very dim and is best seen in a faintly lighted room—under which condition the other controls may be nearly invisible.

The controls operate smoothly and with slight effort. Although it is convenient to be able to shuttle the tape back and forth with the fast-speed keys, the STOP key between them is difficult to press rapidly without accidentally moving one of the adjacent keys. The tape moves so rapidly in fast motion that it is difficult to cue.

To sum up, this is a superb deck. It is fully in the Tandberg tradition and has the "different" and unconventional design approach that we associate with the company's products. Considering the high type of performance obtainable with this deck, one can readily forgive its few minor idiosyncrasies.

CIRCLE NO. 66 ON FREE INFORMATION CARD

## E.F. JOHNSON MESSENGER 123SJ CB TRANSCEIVER

*AM mobile features LED's in place of S/r-f meter.*



**T**HE NEW E.F. Johnson Messenger 123SJ CB transceiver boasts crystal synthesis and light emitting diodes (LED's), the latter taking the place of the usual S/r-f meter. The 23-channel transceiver develops full legal power, while the sensitive receiver section has a full-time noise limiter (anl), adjustable squelch, volume control, and external-speaker jack.

Designed to operate from a nominal 12-volt, negative- or positive-ground, dc source, the transceiver has a line filter, reverse-polarity protection, and zener-diode regulation built in. The current drain is low, averaging 300 mA at 13.8 volts on receive and between 750 mA and 1.25 A on transmit.

The transceiver measures 9.1"D × 6.3"W × 2.5"H (23 × 16 × 6.4 cm) and weighs 4.6 pounds (2.3 kg). The elimi-

nation of all unnecessary frills permits this rig to retail for only \$169.95, which includes a push-to-talk ceramic microphone and mobile mounting hardware.

**The Receiver.** In keeping with its modest cost, there is only one conversion, to a 455-kHz i-f, where selectivity is provided by bandpass-coupled circuits after the mixer. Selectivity is also aided by tuned transformers in the receiver's two i-f stages. The i-f stages are neutralized to permit high gain with good stability. A grounded-emitter r-f stage precedes the mixer.

Separate diodes are used for the detector and agc circuits. The latter controls the gain of the r-f amplifier so that a change in emitter current produces a voltage drop across the emitter re-

sistor. This drop is then used to provide agc to the bases of the mixer and first i-f stage. A thermistor-stabilized squelch is also activated by this voltage.

A series-gate a-f anl precedes the audio section. The audio section itself consists of an amplifier stage followed by a driver stage and, finally, a class-B push-pull output stage.

The LED's that replace the meter are driven by a multistage d-c amplifier, controlled by an agc circuit. Thus, one or more LED's come on successively according to the strength of the signal detected.

**Frequency Synthesizer.** The standard method of frequency synthesis is employed in this transceiver, using one of six crystals in the 32.700-to-37.900-MHz range paired with one of four crystals in the 6.150-to-6.190-MHz range. On transmit, one of four is substituted for the latter to operate 455 kHz lower.

**Transmitter.** After passing through two bandpass-coupled filters following the synthesizer mixer, the carrier goes to the r-f amplifier, driver, and power-output stages. The power amplifier employs output filtering and matching to a 50-ohm transmission

line. As usual, collector modulation of the driver and power amplifier is accomplished through the receiver audio section.

Speech compression and clipping provide automatic modulation control (amc). Compression is obtained by rectifying the modulation voltage and feeding back a sample to control the gain of the first audio-frequency amplifier, which is now used as the speech amplifier. Transmit/receive transfer is conducted electronically with diode switches.

The LED setup is driven by a rectified sample of the r-f output voltage. It functions in proportion to the output power in a manner similar to that during receive.

**Laboratory Measurements.** The receiver sensitivity measured just slightly less than 0.4  $\mu\text{V}$  (rated 0.5  $\mu\text{V}$ ) for 10 dB (S+N)/N at 30% modulation with a 1000-Hz test tone. Selectivity permitted an overall audio response of 300 to 2100 Hz at the 6-dB points and a nominal adjacent-channel rejection of 48 dB.

The image rejection measured 9 dB, with spurious-response rejection at 50 dB (but -40 dB with a signal near the lower part of the CB range). The squelch threshold range was 0.5 to 100  $\mu\text{V}$ . The agc held the audio output to within 12 dB with an r-f input change of 20 dB at 1 to 10  $\mu\text{V}$  and within 8 dB with an input variation of 60 dB at 10 to 10,000  $\mu\text{V}$ .

Using a 1000-Hz modulated r-f signal, the a-f output into an 8-ohm load measured 2 watts (sine wave) at 8% to 10% distortion, depending on the r-f signal level, and 3 watts with slight clipping and 10% to 12% distortion. A 1- $\mu\text{V}$  r-f signal produced up to 2.25 watts of output power.

The automatic-noise limiter (anl) was reasonably effective, generally holding most high-impulse noise peaks to within a tolerable 3 to 6 dB above the signal.

The transmitter's output measured

4 watts when operated from a 13.8-volt dc source. A 20-dB audio input change between that required for 50% and 100% modulation was compressed to 6 dB, maintaining a sine wave and holding both negative and positive peaks just below 100% modulation at less than 10% distortion. Raising the audio input by an additional 6 dB produced slight clipping, and the adjacent-channel splatter, using a 2500-Hz test tone, measured -45 dB. With a 1000-Hz test tone or voice modulation, the splatter measured nominally -60 dB.

The output frequency varied from +55 to +700 Hz, depending on the channel in use.

**User Comment.** The transceiver's row of six LED's indicate S units (1, 3, 5, 7, 9, 20) and relative r-f output from 0 to 5. The LED at the left also serves as a power-on indicator. One or more LED's, from left to right, comes on according to the various level changes. The LED's do not give precise level indications since the brilliance at which the last one glows depends on the signal level. On the other hand, they are easier to observe than a small meter. (On transmit, the LED brilliance varies in step with the modulation.)

An input signal of about 50  $\mu\text{V}$  was needed to produce an S9 display. Although the image rejection is low (about par for single conversion), there is little likelihood of difficulties arising since there is little activity in the image-signal spectrum.

We were impressed by the excellent modulation characteristics of the transmitter, especially in regard to the good amc action in providing a clean signal with a hefty punch. Along with fine receiver sensitivity, intelligibility, and other generally good characteristics, this makes the transceiver a desirable rig for CB communications, particularly if you're also looking for economy and simplicity.

CIRCLE NO. 67 ON FREE INFORMATION CARD

## FLUKE MODEL 1900A MULTI-FUNCTION FREQUENCY COUNTER

Counts frequency, timing, and events to 80 MHz with high accuracy.



**T**HE FREQUENCY counter has undergone some major changes in the years since it was introduced. Today's counters are more sensitive, have a greater counting range, and are less dedicated to a single function than their predecessors. Mirroring the

# FREE EICO CATALOG

## 346 Ways To Save On Instruments, Burglar Alarms, Automotive & Hobby Electronics!

The more you know about electronics, the more you'll appreciate EICO. We have a wide range of products for you to choose from, each designed to provide you with the most pleasure and quality performance for your money. The fact that more than 3 million EICO products are in use attests to their quality and performance.

**“Build-it-Yourself” and save up to 50% with our famous electronic kits.**

For latest EICO Catalog on Test Instruments, Automotive and Hobby Electronics, Eicocraft Project kits, Burglar-Fire Alarm Systems and name of nearest EICO Distributor, check reader service card or send 50¢ for fast first class mail service.

**EICO—283 Malta Street,  
Brooklyn, N.Y. 11207**

*Leadership in creative electronics  
since 1945.*



CIRCLE NO. 28 ON FREE INFORMATION CARD

changes in counter design philosophy is the Fluke Model 1900A multi-counter that sells for \$349.

The multi-counter has a 5-Hz to 80-MHz count range and a full six-decade (seven-segment) LED display with overflow indication. It offers a choice of frequency-counting, timing (period), and events-counting (totalize) modes of operation. In its standard format, the counter uses an ac power supply. However, it can be equipped to operate on rechargeable batteries for field use.

The instrument measures 10¾"D × 8½"W × 2½"H (27 × 21.6 × 6.4 × cm) and weighs 2.75 pounds (1.25 kg). Its molded plastic case has a convenient carrying handle that doubles as a tilt stand.

**General Description.** The multi-counter, in each of its three modes, has a 1-megohm input impedance, shunted by 30 pF. Typical sensitivity is 15 mV rms. Four switch-selectable gate times are available for 100-, 10-, 1-, and 0.1-Hz resolution. When activated, an autorange (AUTO) circuit automatically seeks to fill all six digits of the display but does not select a gate time that can produce better than 1 Hz resolution. When fewer than six digits are displayed, the leading zeros in the display are suppressed. The autorange feature eliminates redundant up/down range commands and allows measurements on signals that contain large amounts of FM and PM. An automatic reset starts a new measurement sequence.

The frequency-count mode is activated by pressing the **FREQ** switch, while the timing and events-counting modes are activated by pressing the **PER** and **TOT** switches, respectively. In the timing mode, the counter can be used for making period measurements at rates ranging from 5 Hz to 1 MHz in both single- and multiple-period averages. The periods range from 10<sup>0</sup> to 10<sup>3</sup> in decade steps, individually selectable by depressing the appropriate switch. Resolution in this mode is 100 ns to 100 ps. The display readout is in either milliseconds or microseconds as indicated by the ms or μs LED.

In the events-counting mode, the instrument's range is from 0 to 999,999, after which an **OVERFLOW** LED indicator comes on. The rate at which the instrument can count events is from 5 Hz to 80 MHz.

The time base for all of the instrument's functions is a 10-MHz crystal whose aging rate is less than 5 parts in 10<sup>7</sup> per month. The short-term accuracy is less than 5 parts in 10<sup>8</sup> over one second, and the accuracy is less than 1 part in 10<sup>7</sup> for a 10% variation in line voltage.

There is a data output option with an 8-4-2-1 BCD output from each digit, plus encoded decimal point and units annunciator information. All outputs are CMOS and low-power TTL compatible. A print command is also provided. A built-in self-check mode provides a means of verifying proper overall operation, excluding the input amplifier, attenuator, and filter.

**User Report.** Before testing the multi-counter, we reset our frequency standard as accurately as possible to WWV on 10 MHz. Then we kept the standard on to keep track of any frequency drift. In the frequency-counting mode, the Fluke instrument was right on the money. Even after a few hours of use, it remained rock steady.

Next, we performed a few period measurements at rates of less than 1 MHz. In this mode, the period of an unknown signal is measured by counting a known frequency (in this case, the 10-MHz crystal oscillator inside the multi-counter) during 1, 10, 100, or 1000 periods of the unknown frequency. The instrument did too good a job in this mode; now we have to do some work on our audio generator with its digital readout system to get it back on the track.

We never really found much use for the totalizing mode, since this is basically a manual operation. To use this mode, a manual reset command sets all displays in the instrument to zero. From this point, all input pulses (random or uniform) are gated through to the counters. We did use this mode to check some switches we had laying around to determine whether or not they exhibited a high degree of contact bounce (and they did).

Having used the 1900A for about three months, we can recommend it highly as an accurate serviceable instrument for frequency measurements.

CIRCLE NO. 68 ON FREE INFORMATION CARD

## VECTOR ELECTRONIC MODEL P173 WIRING PENCIL

*Enables experimenters to make breadboards, fast.*



**V**ECTOR ELECTRONIC is now marketing a tool that gives all the advantages of point-to-point wiring with few of its disadvantages. The Model P173 wiring pencil eliminates the time-consuming job of having to cut hookup wire to the lengths needed, stripping away insulation, and crimping and soldering them to terminals. You simply wrap the free end of a special wire coming from the probe-like pencil's slender hollow tip around a terminal and apply heat and solder to the joint. Then, still feeding

the wire from the tool, you continue wrapping and soldering until a run is complete. At the end of the run, just give the pencil a twist and the wire is cut neatly and cleanly.

The probe-like pencil contains a replaceable bobbin on which are wound 250' (76 m) of fine wire. The wire has a special polyurethane coating to insulate it. When soldering heat is applied, the coating instantly vaporizes and exposes bare wire. The insulation vaporizes only locally, remaining intact between solder connections. This

means that you can cross wires with complete safety.

With the wiring pencil, you can make a circuit as compact as (and in some cases more compact than) you can using a printed circuit board. Furthermore, the job will be neat, with none of the "rat's nest" look of circuits that are hard wired by the usual method. The great advantage the wiring pencil technique has over the pc method is that it permits easy changes in circuit wiring.

The Model P173 wiring pencil retails for \$9.50 and comes with two bobbins of wire (one red and one green insulated) and a wire threading loop. The wire is also available with four colors of insulation: green, red, blue, and clear. Packages of three bobbins of

wire (one color per package) are available separately for \$2.40 each.

**More Details.** There is only one gauge of wire available for use with the wiring pencil. While this 36-gauge, single-strand wire cannot be used in circuits where relatively high currents must flow, the majority of modern solid-state circuit designs have low current demands. Hence, the wire size doesn't present much of a limitation. In circuits that draw higher current, ordinary heavy-duty hookup wire would be used.

During a wiring operation, correct tension on the wire is maintained by holding an index finger against the wire where it exits the body of the probe. The result is a very neat wiring job, especially when perforated board is used for circuit assembly. The wire runs are straight and easy to follow.

**User Comment.** Loading the pencil is very simple. The threading loop is fed through one of two holes near the probe end of the tool (depending on whether you're left or right handed), the end of the wire is wrapped around the loop, and the wire pulled through the hole. The bobbin is then snapped into the top end of the pencil, and the free end of the wire is threaded through the hollow tip.

We used the wiring pencil to prototype a number of projects and found it to be a very handy tool indeed. In one rather complex digital project containing 12 IC's and a large number of discrete components, the different colors of the insulation proved a real advantage. By assigning different colors to the power, signal, and common buses, we had no trouble keeping tabs on our wiring.

In all cases, the pencil performed flawlessly. The wire's insulation vaporized exactly as claimed, and every solder connection was sound. We estimate that wiring time using the tool can be cut about 75% compared to standard point-to-point wiring.

Finally, the pencil is by no means limited to circuit and project prototyping. It is an excellent tool for repair work. Working inside a very crowded transistor radio assembly, we were able to repair a break in the circuit with no difficulty whatever. Had we attempted such a repair by ordinary wiring methods, we would certainly have burned insulation or damaged nearby components.

CIRCLE NO. 69 ON FREE INFORMATION CARD

## Why any cartridge (even ours) with an elliptical stylus must be considered just a bit old-fashioned.

As a premium stylus, elliptical designs have only one real advantage over a Shibata stylus: lower cost. Which is why we still offer them.

But when it comes to performance, a Shibata stylus is far, far better. It provides the small scanning radius needed to track highs (up to 45 kHz for CD-4), but without the penalty of requiring extremely low stylus force settings.

In fact, even when tracking at up to 2

grams, a Shibata stylus is easier on your records than an elliptical stylus trying to track at 1/2-gram! New records last longer, old records sound better, and you can play every kind of two or four-channel record made.

All Audio-Technica Universal Series cartridges have genuine Shibata styli. Anything less would be false economy for you...and out-dated technology for us. Prove it to yourself today.



AT12S



AT14Sa



AT15Sa  
AT20SLa



**audio-technica**

INNOVATION / PRECISION / INTEGRITY  
AUDIO-TECHNICA U.S., INC., Dept. 125P, 33 Shilawsee Ave., Fairlawn, Ohio 44313  
Available in Canada from Superior Electronics, Inc.

## FREE McIntosh CATALOG and FM DIRECTORY

Get all the newest and latest information on the new McIntosh Solid State equipment in the McIntosh catalog. In addition you will receive an FM station directory that covers all of North America.



**MX 113**

**FM/FM STEREO - AM TUNER AND PREAMPLIFIER**

**SEND  
TODAY!**

McIntosh Laboratory, Inc.  
East Side Station P.O. Box 96  
Binghamton, N.Y. 13904  
Dept. PE

NAME \_\_\_\_\_  
ADDRESS \_\_\_\_\_  
CITY \_\_\_\_\_ STATE \_\_\_\_\_ ZIP \_\_\_\_\_

If you are in a hurry for your catalog please send the coupon to McIntosh.  
For non rush service send the *Reader Service Card* to the magazine.

CIRCLE NO. 43 ON FREE INFORMATION CARD

# Build this set...





# And build your career in electronics at the same time.

You build and keep a *future* when you learn electronics the ETI way.

“Building” is a key word through all the 16 ETI electronics courses and programs. Whether your goal is to get into TV repair and service, get your FCC license, move into computers,



advance in your present job through learning solid-state

technology, or become an electronics draftsman... you build your tomorrow. You build a lot more than TV sets. You build a solid future in the field where—despite all recent changes in the economy—the action has to come.

You build that future on a foundation of learning that is useful... practical... step-by-step... hands-on.

You build it from the beginning by a special, simplified, building-block teaching system called *Autotext*, exclusive with Electronics Technical Institute, that makes learning fun. You keep building, combining hands-mind-equipment in the most practical way, so you can “talk shop” or present an idea *effectively*, but you can also *do the job*. You’ve learned by doing, and you gain all the confidence that comes with it.

You build with the concerned personal help of a licensed instructor who knows the subject and wants to know *you*. You build with the reputation of the school that began as the Marconi Institute back in 1909.

In many phases of building your technical know-how, you use specially developed Project Kits that move in a logical sequence, hands-on, from the first step through completion of basic units. There is no surer way to build solid electronics knowledge *and* your own confidence in what you can do.

And it’s simple to check it all out right now, with no obligation—and no salesman will call. All it takes to get the colorful new 48-page ETI Career Book is a card or coupon. If you like electronics, you’ll enjoy reading about it. You owe it to yourself to get the facts.

The Career Book itself may be worth real money to you, as you make plans for your future and consider the many opportunities open to you through 16 different courses and programs in electronics.

To build a future in electronics, the first step is to send for your free ETI Career Book today!



## Electronics Technical Institute

Division of Technical Home Study Schools

Electronics Technical Institute, Dept. 2-473-125  
Little Falls, New Jersey 07424

Send me the Electronics Technical Institute Career Book.

Tell me how I can get ahead in Electronics through ETI. I've checked the fields of special interest to me.

- |   |   |   |   |
|---|---|---|---|
| <input type="checkbox"/> TV/Audio Servicing | <input type="checkbox"/> Communications | <input type="checkbox"/> Computers            | <input type="checkbox"/> Business and Engineering   |
| <input type="checkbox"/> Black and White    | <input type="checkbox"/> FCC License    | <input type="checkbox"/> Digital Electronics  | <input type="checkbox"/> Electronics Fundamentals   |
| <input type="checkbox"/> Color              | <input type="checkbox"/> Aircraft       | <input type="checkbox"/> Computer Technology  | <input type="checkbox"/> Electronics Drafting       |
| <input type="checkbox"/> Solid-State        | <input type="checkbox"/> Marine         | <input type="checkbox"/> Computer Programming | <input type="checkbox"/> Industrial Electronics     |
| <input type="checkbox"/> CATV               | <input type="checkbox"/> Mobile Two-Way |   | <input type="checkbox"/> Advanced Electronics       |
| <input type="checkbox"/> Closed Circuit     | <input type="checkbox"/> Microwave      |   | <input type="checkbox"/> Industrial Instrumentation |
| <input type="checkbox"/> Video Recorders    |   |   | <input type="checkbox"/> Electronics Technology     |
| <input type="checkbox"/> Radio              |   |   | <input type="checkbox"/> Medical Electronics        |
| <input type="checkbox"/> Hi-Fi Stereo       |   |   |   |

Check here for Veterans information.

Name \_\_\_\_\_ (please print)

Address \_\_\_\_\_

City \_\_\_\_\_ State \_\_\_\_\_ Zip \_\_\_\_\_



## SELECTING A CALCULATOR

By John T. Frye, W9EGV

IT WAS late autumn, and TV commercials on the portable color receiver Mac was checking out were frantically hustling both Thanksgiving and Christmas. Heaving a sigh, Mac snapped off the set and remarked, "People are beginning to drive me flakey asking what type of calculator they should buy for a christmas present."

"I know," Barney, the *numero: dos* technician of Mac's Service Shop, replied sympathetically. "I'm being shot down with the same question, and it's as tough to answer as that oldy: 'What camera should I buy?' What do you tell them?"

"I say it all depends on such factors as: (1) who will use the calculator and for what purpose—and don't forget more than one family member may use it; (2) how much math the user has and whether he intends to study more math; and finally (3) how much the buyer wants to pay. If these factors are considered in depth, a wise purchase can be made."

**The Basic Four-Banger.** "For instance, let's consider who should buy the basic four-function calculator that adds, subtracts, multiplies, and divides—called a 'four-banger' in the trade—and can be had in a battery-powered form for less than \$20. It will do everything an electric adding machine will do except provide hard-copy printout, and it will do it silently, lightning-fast, and every bit as accurately. Every member of the family will find a use for a pocket calculator. The housewife can use it to check grocery slips, work out her budget, and keep household accounts. Dad will use it to balance his checkbook, do his income tax arithmetic, and estimate how many cubic yards of concrete he needs for a new patio or squares of roofing for a new roof. The children can use it to check the answers they've worked out for their school arithmetic problems, but I'm opposed to the indiscriminate

use of calculators by children who have not completed the eighth grade in school. It's most important they learn to manipulate numbers accurately and confidently with pencil and paper and in their heads before they start leaning on a calculator.

"Actually the basic calculator has a lot going for it besides mere price. The simplicity of the keyboard allows for large, well-separated keys that encourage the learning of touch operation for greater speed and accuracy—something much more difficult with a complicated calculator that has 40 or 50 smaller keys crowded into the same area. You use all the keys every day and quickly acquire proficiency and confidence. While you cannot work trigonometric problems or those involving extremely large or

extremely small numbers directly, the use of supplementary trig and log tables allows such problems to be handled easily with the aid of the calculator. It does the tedious addition, subtraction, multiplication, and division of multi-digit numbers obtained from the tables. The tables can be used to extract any root of a number or to raise a number to any power. There is, however, a method that will permit the extraction of a square root by a simple calculator without resorting to log tables.

"While the four-function calculator is sufficient for general family use, the owner of a small business will need a few extras that will run the cost of the improved four-banger up to around \$50. One such extra is rechargeable nickel-cadmium batteries so the unit can be operated off these batteries or from the power line. During long hours of continuous operation, as when taking inventory or doing year-end book balancing, power-line operation is preferable; yet battery-operation portability is not sacrificed. A percent (%) key that will figure mark-ups or discounts at a single stroke will be a great help. So will a 'constant' or a 'memory' facility. When a problem requires the repeated use of a single constant, you key this in only once and then multiply, divide, add, or subtract with this constant by simply pressing the constant key. A 'memory' allows you to park a displayed number in invisible storage with a stroke of a key for as long as you like; then the touch of another key magically brings it back, over and over again, for use in a problem. This saves having to write down sub-totals and partial answers to problems before proceeding."

"How about a calculator for the high school kid who is wrestling with trigonometry and logarithms?"

**Slide-Rule Calculators.** "Now you're talking about the so-called 'slide-rule' calculators in the neighborhood of \$100. They are intended to do (aside from addition and subtraction), the things you can do with a good log-log-duplex-decitrig slide rule: display common and natural logarithms of any number, square a number or extract its square root with a single key stroke, display the sine, cosine, tangent, or the inverse trigonometric functions of any angle, instantly find the reciprocal of a number, display  $\pi$  with the stroke of a special key, raise a number to any power or



Hewlett-Packard HP-25 programmable scientific calculator.



range is an essential part of RPN (Reverse Polish Notation) logic.

**Logic Systems.** "A logic system describes how you key in problems and the way the calculator is designed to handle them. There are essentially two logic systems used in pocket calculators: the RPN system just mentioned and the algebraic system. The latter, used in most basic calculators, works well with simple calculations and may be a little easier for the average person to use in entering a problem, but in working complex problems it often requires restructuring the equation, although a few calculators feature nested parentheses to simplify things. Calculators with RPN logic handle equations with nested parentheses much more easily. All Hewlett-Packard calculators use RPN logic with a four-stack memory."

"What's different about business pocket calculators?"


"They feature more pre-programmed operations especially designed to solve business problems. While having deceptively fewer keys, they can solve specialized problems in compound interest, discounts, mark-ups, remaining principle on a mort-

gage, future value of an annuity, depreciation, statistics, bond prices and yields, etc., far quicker than can scientific calculators. But now I want to show you an example of the next step up in pocket calculator complexity."

Mac took a slender calculator out of his shirt pocket and put it on the bench. "That," he said, "is a Novus 4515 Programmable Mathematician PR Calculator marketed by the Consumer Products Division of the National Semiconductor Corporation, Sunnyvale, California 94086. Selling for less than \$150, it's the lowest priced programmable calculator I know of. It's not mine. I just borrowed it to find out how a programmable calculator really works."

"So how does it work?"

"As the key legends tell you, it's an advanced slide-rule calculator with three-stack RPN logic. Several of the 36 keys are made to do double duty by use of a gold-colored shift key. When this is touched before pressing a key, the function printed in gold beneath the key is brought into play instead of the one in silver above it. The programmable feature is controlled by these four blue keys arranged vertical-



Novus 4515 programmable calculator.

FOR INNOVATIONS IN LOW-COST TEST EQUIPMENT, THINK HP

## Here's a professional 80 MHz counter for \$295\*

The HP 5381A counter covers 10 Hz to 80 MHz and combines economy with lab quality and performance: Sharp seven-digit LED readout. High stability internal time base. 25 mV sensitivity. Three-position input attenuator. External oscillator input. Ratio measurement capability. Extremely rugged cast aluminum case.

Ideal for applications such as production line testing, service and calibration, frequency monitoring, education and training.

### Go to 225 MHz for just \$495\*

The HP 5382A has all the features of the 5381A, plus 8 digits and a 225 MHz frequency range.

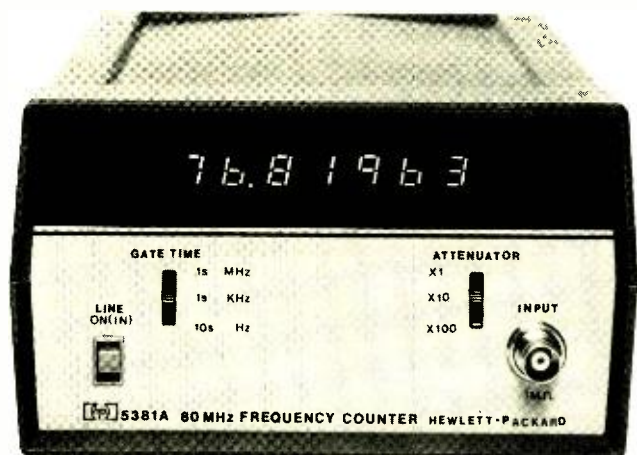
### Or go all the way to 520 MHz for \$795\*

The new HP 5383A does it. You get 9 digits, fused input and direct counting as well.

All three come with full instrumentation warranty, full service support; all meet IEC safety specs. For more information call your nearby HP field engineer. Or, write.

02406C

\*Domestic USA prices only.



**HEWLETT**  **PACKARD**

Sales and service from 172 offices in 65 countries.  
1501 Page Mill Road, Palo Alto, California 94304

and labelled from top to bottom: DEL, SKIP, HALT, and START; plus a three-position slide switch at the top labelled: LOAD, STEP, RUN.

"Learn-mode programming is essentially automatic key pressing. With the slide switch at LOAD, you press START and then key in a sequence of steps to solve a problem, pressing HALT each time before you insert a variable. The calculator 'remembers' exactly how you did it, and when you put the slide switch at RUN and press START, it will go through the same sequence of steps automatically, only stopping at any HALT for you to insert a new variable, and with the new answer displayed at the end of the sequence.

"There are 100 steps of programming available at one time so you can program the 4515 with one large program or as many small programs as will fit into 100 steps. Pressing SKIP in the LOAD position terminates one program and marks the beginning of another. In the RUN position, the SKIP key is used as a kind of tab key to skip over unwanted programs to reach the one you want. The DEL key is used to erase, or delete, erroneous steps. With the switch in the STEP position, you can go through a program or programs a step at a time by repeatedly pressing the START key.

"I can see that programmable feature would really be a time-saver and error-avoider in situations requiring the repeated working of the same basic problem with different data used each time," Barney said. "But isn't the program you've keyed in lost when the calculator is switched off?"


"That's right. But for \$795 you can buy a Hewlett Packard HP-65 fully programmable calculator in which programs are stored on tiny magnetic program cards. One of the cards can be slipped into the calculator and in two seconds the program is duplicated in the calculator's memory and the card exits for use another time. You can buy these prerecorded magnetic cards with programs for solving problems in any math-connected discipline, or you can custom-record your own programs on blank magnetic cards for repeated use."

"Enough!" Barney said wearily, holding up his hand. "It's possible to know too much. As Lee Segal remarked, 'A man with one watch knows what time it is; a man with two watches is never sure.' After listening to your parade of calculator choices, I know what he means." ♦

# Do your stereo system a favor— UPGRADE!

Convert your System from Ceramic to Magnetic Cartridge with Pickering's new pre-amplifier.

You'll appreciate this easy, low cost method for getting so much more out of your stereo system. Use it to help get real hi fi from your system.



### SPECIFICATIONS FOR THE PP-1 PREAMPLIFIER

Input Impedance: 47,000 ohms	Signal to Noise Ratio: 60 dB Min.
Gain @ 1 kHz: 38 dB	Crosstalk: Better than 60 dB
Frequency Response RIAA: 30-15000 Hz: ±2 dB	Rumble Filter: Attenuates rumble frequencies a minimum of 15 dB

AUDIOPHILE  
NET

**\$29<sup>95</sup>**



"for those who can hear the difference"

For further information write Pickering & Co., Inc.  
Dept. PE, 101 Sunnyside Blvd., Plainview, N.Y. 11603

CIRCLE NO. 48 ON FREE INFORMATION CARD

**Now...the most enjoyable,  
do-it-yourself project of your  
life—a Schober Electronic Organ!**

You'll never reap greater reward, more fun and proud accomplishment, more benefit for the whole family, than by assembling your own Schober Electronic Organ.



You need no knowledge of electronics, woodwork or music. Schober's complete kits and crystal-clear instructions show you — whoever you are, whatever your skill (or lack of it) — how to turn the hundreds of quality parts into one of the world's most beautiful, most musical organs, worth up to twice the cost of the kit.

Five superb models, with kit prices from \$575 to around \$2,300, each an authentic musical instrument actually superior to most you see in stores.

Join the thousands of Schober Organ builders — owners who live in every state of the Union. Often starting without technical or music skills, they have the time of their lives — first assembling, then learning to play the modern King of Instruments through our superlative instructions and playing courses.

Get the full story FREE by mailing the coupon TODAY for the big Schober color catalog, with all the fascinating details!

The Schober Organ Corp., Dept. PE-63  
43 West 61st Street, New York, N. Y. 10023

- Please send me Schober Organ Catalog.  
 Enclosed please find \$1.00 for 12-inch L.P. record of Schober Organ music.

NAME \_\_\_\_\_  
ADDRESS \_\_\_\_\_  
CITY \_\_\_\_\_ STATE \_\_\_\_\_ ZIP \_\_\_\_\_

CIRCLE NO. 53 ON FREE INFORMATION CARD

**WHAT'S HAPPENING  
TONIGHT?**



~~\$179.95~~ now \$132.50

The BEARCAT IV. The ultimate scanning monitor. Hear any eight channels of action, excitement and information from the nation's four public service frequency bands!

Please send me \_\_\_\_\_ Bearcat IVs  
@ \$132.50 ea.

Please send me \_\_\_\_\_ Crystal Certificates  
@ \$3.25 ea.

(Minimum order \$10.00.)

Send check or money order to:

**BETA ELECTRONICS**  
P.O. BOX 5869  
PITTSBURGH, PA 15209

Name \_\_\_\_\_  
Address \_\_\_\_\_  
City \_\_\_\_\_ State \_\_\_\_\_ Zip \_\_\_\_\_

# THE ALPHA PROFITMETER

AUTO ZERO/POLARITY 3½ DIGIT MULTIMETER KIT

WITH BRIGHT RED LED DISPLAY



ON THE SERVICE BENCH



IN THE FIELD

WHEREVER AND WHATEVER THE JOB, YOU'LL NEED ITS BATTERY OPERATED PORTABILITY AND ITS HIGH ACCURACY: .1% DCV & OHMS, 1% CURRENT AND ACV.

\$ **79.95** +2.95 P&H  
Less test leads & batteries



**ALPHA ELECTRONICS**  
DEPT 1 PO BOX 1005  
MERRITT ISLAND, FLA. 32952

TO ORDER OR FOR INFORMATION  
**CALL TOLL FREE**  
**800 - 327 - 2084**

SPECIAL OFFER: "PROFIT" AND SAVE \$40.00  
NOW, BUY THE PROFITMETER AND GET OUR RALLY IV STOPWATCH KIT FOR \$29.95 OR OUR LED-1 OR DD12/24 (HR/MN/SEC/DATE) DIGITAL WRISTWATCH KIT FOR ONLY \$9.95 WITH THIS AD.

CIRCLE NO. 11 ON FREE INFORMATION CARD

Isn't it time you had another choice in electronic kits?

Introducing... the other choices:



**ELECTRONIC KITS**

Over 150 easy-to-build, high-quality electronic kits for the hobbyist, experimenter, technician and engineer.



Hi-fi, automotive, CB, amateur radio, security alarms, logic devices, test equipment, musical instrument accessories, equipment cabinets.



164 kits offering better value, greater choice than any other kits available today. For free catalog, write:



Amtroncraft Kits Ltd.  
1 West 13th St.,  
New York, N.Y. 10011  
(212) 255-2362

CIRCLE NO. 14 ON FREE INFORMATION CARD



## Tips & Techniques

### BLOWN-FUSE INDICATOR FOR MOBILE EQUIPMENT

Mobile and portable equipment using low-voltage dc supplies often contain a protective fuse. When the gear suddenly goes dead, it is hard to tell if the fuse blew when it is tucked away in a crowded chassis. By installing a LED and a series resistor, it is possible to monitor the condition of the fuse. Connect a 25-k pot in series with a LED (voltage depends on supply) across the fuse socket. Before applying voltage, turn the pot to maximum resistance and remove the fuse. Slowly turn the pot until the LED just starts to glow. Remove voltage and disconnect the pot. Measuring its resistance gives the value of  $R1$ . Reconnect the LED and a fixed resistance across the socket and mount the LED in a convenient viewing position. When the fuse blows, the LED will give a visual indication of its open condition.

—Paul Angelino

### SAFETY TIPS FOR INSTALLING IC'S IN SOCKETS

Installing new IC's in new sockets can be difficult and hazardous to both IC and socket unless you observe a few precautions. First, if possible, examine the socket contacts to discover if there are any bent prongs that can snag an IC pin. With many sockets, the defective pin can be removed and its contact reshaped. Next, break in the socket by inserting and removing a defunct IC several times. Then, before installing the new IC, carefully bend its leads so that they are perpendicular to the case. This insures that pin rows rest between the contacts and not on top of the outer contact.

—Raymond F. Arthur

### TAPE "FLAG" ON TOOL TAKES GUESSWORK OUT OF ALIGNMENT

Keeping track of the number of turns made with an alignment tool on the slug of a transformer or coil during an alignment procedure can be a chancy proposition. One way to minimize the element of chance is to use some type of marker on the tool. A "flag" made from a 1-in. (2.54-cm) length of self-adhering tape wrapped around the tool with its ends pinched together makes a good marker. Keeping track of the number of rotations of the flag is much easier than trying to estimate how many times you turned a featureless alignment tool.

—Thomas Fagan



### 12 REASONS YOUR CAR NEEDS TIGER CDI

Instant starting in any weather - Eliminates tune-ups - Increases gas mileage - Increases horsepower 15% - Improves acceleration and performance - Spark plugs last up to 70,000 miles - Reduces engine maintenance expense - Amplifies spark plug voltage to 45,000 volts - Maintains spark plug voltage to 10,000 RPM - Reduces exhaust emissions - Dual ignition switch - An Unconditional LIFETIME GUARANTEE Installs in 10 minutes on any car with 12 volt negative ground - No rewiring - Most powerful, efficient and reliable Solid State Ignition made.

SATISFACTION GUARANTEED or money back

TIGER 500 assembled . . . . . \$53.95  
TIGER SST assembled . . . . . \$42.95  
Post Paid in U.S.A.

Send check or money order with order to:

**Tri-Star Corporation**

P. O. Box 1727 C  
Grand Junction, Colorado 81501

DEALER INQUIRIES INVITED  
CIRCLE NO. 63 ON FREE INFORMATION CARD



# Test Equipment Scene

By Leslie Solomon

## THE MICROPROCESSOR REVOLUTION

**T**here's a slightly different twist to my column this month. It may not be as practical (for immediate use, that is) as some of the others; but it will give you an idea of what is to be expected in test equipment in the not-too-distant future.

I would like to talk about the microprocessor IC chip (usually called an MPU, or microprocessing unit) and its future use in test equipment. For the last year or two, the MPU has been used as the heart of a number of digital computers—many of which are of interest to hobbyists. Looking around the industry, I get the feeling that a considerable number of engineers

(especially test equipment designers) are viewing the MPU as a device whose potential is not limited to the computer.

According to some industry spokesmen, the MPU will completely revolutionize the analytical instrument industry by the beginning of the 1980's. One of these experts claims that by 1982, 65% of the instruments on the market will use microprocessors. Many of these "smart" instruments will be capable of performing measurement functions not even thought of today. Even now, there is one scope (admittedly in the thousands of dollars range) that uses

an 8080 MPU to make astounding measurements.

**Where It Started.** A few years ago, low-cost digital logic and readouts were introduced to provide a multiplicity of test instruments—primarily digital multimeters and frequency counters. Look at any recent electronics magazine and you will invariably see a new digital instrument. Many of them perform functions that were never thought of before, but they turn out to be highly usable. The trend is carried over, of course, into the analog world, where new types of A/D converters are being introduced as interfaces.

So the microprocessor (with its associated logic) should play a natural role in the handling of the enormous amount of digital data that will soon be flowing our way.

**For the Future.** Now the question is what can the microprocessor do for service test equipment that isn't already possible with current equipment? First of all, take a close look at, for example, multimeters (either the older vacuum-tube or solid-state

## COMING UP IN THE JANUARY

# Popular Electronics®

**A HI-FI REMOTE SOUND SYSTEM  
WITHOUT RUNNING WIRES  
BUILD A DIGITAL STOPCLOCK  
VOLTMETER MEASURES TO BEYOND 20 MHz  
INTRODUCTION TO RADIO ASTRONOMY  
HOW TO USE CB RADIO BUZZ WORDS**

### PRODUCT TEST REPORTS:

**BIC Belt-Drive Record Changer  
Pickering Stereo Phono Preamp  
Tram AM CB Mobile Transceiver  
Heath Color Organ**

## THE COMPLETE PORTABLE DVM



**\$198**  
1.5V battery and optional AC adaptor

### ■ IT'S PORTABLE

Industry preferred L.E.D.'s offer, dependable, durable and bright displays. But brightness means high current drain. Well, we've licked the "high current drain-short battery life" problem with our patent pending "auto-off" circuit that blanks the display between measurements. Your benefit? A *long* useable battery life and a *bright* easy to read display. And it's tough enough to be a portable. Cyclocase® case and recessed controls withstand that field use. It's protected electrically, too, up to 2000V DC, for minimum downtime - maximum uptime.

### ■ IT'S COMPLETE

Most portable DVM's sacrifice on features, functions, or accuracy. But not the DVM32. It's accurate with full 3½ digit readout, .5% of reading accuracy and 15 megohm input impedance. Complete functions and ranges from: 1mV to 1999V DC, 1mV to 1000V AC rms, .1 ohm to 19.99 megohm and 1uA to 1.999A, AC and DC, plus Hi and Lo power ohms. It's *Fast* with 2½ updates a second, plus auto-polarity, decimal and overrange indication.

The DVM32 . . . true portability with complete measuring capabilities.

**DVM32** backed by SENCORE'S 100%  
MADE RIGHT LIFETIME GUARANTEE

**SENCORE** 3200 Sencore Drive, Sioux Falls, S.D. 57107  
Phone 1-605-339-0100 TWX 910-680-0300

CIRCLE NO 54 ON FREE INFORMATION CARD

# Bugbook III: A Blow for Microprocessor Independence.



Bugbooks are dedicated to the proposition that all men should be electronically independent and creative . . . that you should be able to conceive and execute your own circuit designs . . . that the Bugbooks will enable you to participate in one of the most exciting of all technological revolutions: the micro-electronics revolution.

Bugbooks I and II set forth the fundamental truths of digital circuitry. Bugbook IIa explores asynchronous serial interfacing of data transmission. But now there is a new one: Bugbook III. It expands and builds on the pioneering simplicity. It's a forthright approach to microcomputer/microprocessor use and design.

Bugbook III focuses on microprocessor system design, using an 8080 based system for microcomputer interfacing. Typical subjects: microcomputer programming and I/O; breadboarding the Micro-Designer™; clock cycles and timing loops; and more.

All practical. All clear. In 592 pages, with a glossary of 200 microcomputer terms. And, most important of all, 60 self-teaching experiments designed to make you independent and creative.

Strike a blow for independence — your independence. Bugbook III is available now for \$14.95 from the people who are revolutionizing the way digital electronics is learned.

YES! I want to strike a blow for independence! Send me Bugbook III for \$14.95, postage included.

Also send me, at

\$16.95 the pair,  Bugbook I, Bugbook II.

\$ 4.95 each,  Bugbook IIa

Name \_\_\_\_\_

Company \_\_\_\_\_

Address \_\_\_\_\_

Enclose Check/MO

## CIRCUIT DESIGN, INC.

Division of E&L Instruments

P.O. Box 24

Shelton, Conn. 06484

CIRCLE NO. 22 ON FREE INFORMATION CARD

types) with the number of controls they have on the front panels. There is a function switch to select either ac or dc volts, ohms, or current, a range switch for each function (usually having several ranges for each function), a zero set or an ohms-adjust control. Then there is the problem of selecting the proper range and interpreting the reading of the needle on the multi-scale meter. All of which can lead to erroneous readings.

Now, consider modern digital multimeters. Note the reduction in the number of controls. Most have ranging, zeroing, and polarity features that are automatic and they are coupled to an unambiguous seven-segment display that leaves nothing to chance in making a reading. Of course, analog instruments are not completely passe. There are many places where they really shine, but the switch to digital is inevitable in most cases.

Of course, there is really no analog equivalent to the digital frequency counter. It took the introduction of low-cost digital logic to produce this new form of test instrument, which is an important part of a number of service shops. Note also that there is a minimum of controls on such an instrument.

**The MPU's Contribution.** What improvements can the microprocessor bring? First, it can be used in a piece of test equipment that can be programmed to perform a series of measurements by sampling the particular signals at high speed. Then, if it encounters a signal that is out of its predetermined level, it will sound some form of alarm and possibly provide a hard-copy printout.

A popular European car has been featuring a "computer" connector so that when the vehicle is brought into a suitably equipped garage, the car can be "plugged in" and a series of measurements will determine the "health" of a number of areas. With this type of usage, there may well appear, at some time in the future, an industry standard for interfacing consumer devices (similar to the IEEE interface standard being considered for the OEM market). Imagine a TV or FM receiver or an audio system having a "standard" test connector on its rear apron. All you would do is plug in your microprocessor test set and every important parameter would be measured. It would be checked against some predetermined standard; and if anything was wrong, you would get an immediate alarm or printout.

Similarly, imagine a super-oscilloscope that you could connect to a piece of faulty gear, operate a few calculator-type switches, and right away any problems are spelled out on the CRT of this electronic marvel.

Besides opening up a whole new ballpark of test instruments, the MPU may also bring down the price of currently expensive test gear because the same "master" MPU system can be used in many different instruments simply by changing the external "software". The more uses for a common board, the lower in cost it becomes.

Don't think that these devices are far in the future. Visitors to the IEEE show in New York or WESCON in California are aware of the many microprocessor-controlled test instruments already available. True, many of them are still expensive, but it will not be long before similar instruments at prices suitable for the hobbyist's pocketbook will make them more attractive. In our latest observations, the costs of some microprocessors have dropped to under \$10, which makes them look interesting to the test equipment manufacturer. When a single \$10 MPU can replace 15 or 20 \$1 TTL chips, the door is open. ♦





# CB Scene

By Lee Craig

## THE FCC CHANGES SOME CB RULES

**T**HE FCC has presented CB'ers with a nice Christmas present—relaxed rules! The action, which amends Part 95 of the FCC regulations, deals with station identification, permissible communications, antenna height and the reservation of Channel 11 as a calling channel.

Section 95.5 was amended to require a transmitting station to identify itself at the beginning and end of transmissions. It will no longer be necessary to identify the station you're communicating with also.

Interestingly, the FCC deleted Section 95.83, thereby removing the prohibition against hobby use. A new Section 95.81 was adopted, specifying permissible types of communications—personal or business use, communications for the safety of life, protection of property, assistance to motorists, mariners, or other travellers, and civil defense activities.

Further, Section 95.41 was amended, designating Channel 11 as a calling frequency. Another amendment to this section eliminates the interstation restriction. Communications may now be conducted between units of different stations, as well as between those of the same station.

The Commission modified Section 95.37 (height restrictions) to apply to receiving antennas as well as transmitting ones. All directional antennas and support structures can not exceed 20 feet (6.1 m). Omnidirectional antennas and support structures have a 60-foot (18.3 m) "ceiling."

Finally, Section 95.91 was amended to reduce the five-minute silent period after a transmission. (Continuous transmissions are still limited to five minutes.) The waiting period before beginning a new transmission is now one minute.

**Glossary of CB Terms.** To help you understand more of what is going on in the CB world, here is a glossary of

terms which you can tack up next to your rig as a ready reference.

**Amplitude Modulation (AM).** A technique of modulating a radio signal (the power output level being varied) so it can be used for conveying intelligence.

**Automatic Noise Limiter (anl).** A circuit built into almost all CB transceivers to reduce impulse-type ignition noise.

**Base Station.** A radio station at a fixed location used primarily for communicating with mobile units.

**Beam Antenna.** A directional antenna that radiates or intercepts more energy in one direction than in others.

**Breaker.** A CB'er who breaks into a radio conversation.

**Call sign.** The station identification assigned to a licensee by the FCC.

**Carrier Power.** The r-f power output of an AM transmitter when not modulated.

**Citizens Band.** A band of radio frequencies allocated to the Citizens Radio Service.

**Clarifier.** A control on an SSB transceiver which enables adjustment of frequency so that the frequencies of the recovered audio signal will be essentially the same as the frequencies of the modulating signal fed to a distant transmitter.

**Class A Station.** A Citizens Radio Service station licensed to operate on frequencies in the 460-to-470 MHz uhf band.

**Class C Station.** A radio station authorized to transmit control signals on specified frequencies in the 26.96-to-27.26 MHz and 72-to-76-MHz bands.

**Class D Station.** A Citizens Radio Service station licensed to use radio telephony on authorized channels in the 26.96-to-27.26-MHz band.

**Decibel (dB).** A unit for expressing the ratio of two values of (usually) power or voltage. In the CB field, dB is most often used in reference to coaxial cable attenuation loss and antenna gain.

**Delta Tune.** A control provided on some transceivers which permits tuning the receiving frequency slightly off the center to compensate for variations in transmitting frequency of other transceivers.

**Double-Conversion Receiver.** A receiver using a superheterodyne circuit in

## TV DAZZLER MEMORY

Our 4KRA-4 Static Memory Modules are being used by both the hardware and software designers of the TV DAZZLER™ Color Graphics device. This 4096 word LOW POWER Static RAM Memory is plug-in compatible with the Altair 8800, and is the most reliable Read/Write Memory on the market today. Don't be misled by "undirected" statements, the 4KRA-4 uses less POWER than any 2K word Static Memory using 2102 or 8101 memory IC's and under worst case conditions only slightly more than dynamic memories. The 4KRA-4 can even store data reliably when powered by just two standard "D" cells!

## MASS STORAGE

We've got the least expensive efficient method for storing and retrieving DAZZLER programs and pictures. Our CDS VIII Cassette Data Systems uses standard cassettes to give you fast access to up to 600,000 data characters or program instructions. That's enough storage for a lot of DAZZLER patterns! The CDS VIII System includes one or two high speed multiple motor cassette transports, transport controller, and interface to the 8800 computer. This complete Mass Storage System is packaged in an attractive, rugged enclosure.

We are working on a comprehensive Cassette Operating System program we call PTCOS. PTCOS lets you create program files and handle large blocks of data when running BASIC or Assembly Language programs. With PTCOS the computer thinks the CDS VIII is a floppy disk!

## DAZZLER CONSOLE

To control the DAZZLER effectively, some kind of control console device is needed other than the 8800 front panel switches. You could use a teletype, but TTY's are expensive, noisy, and waste paper. Why not use an inexpensive black and white TV monitor and our plug-in compatible Video Display Module? The VDM-1 will take data from any of your input devices, whether TTY keyboard, tape or disk. It provides all the necessary circuitry to generate sixteen lines of 64 characters each with both upper and lower case letters. The display format is much easier to read than any ordinary TV Typewriter, and the VDM-1 displays twice as much data per line!

Our display module provides real power to write, format, and edit any type of program. Driving software is included FREE!

For more details on these and other 8800 plug-in compatible modules, write to:

**Processor Technology**  
2465 Fourth Street  
Berkeley, Ca. 94710

which the incoming signal frequency is converted twice, first to a high i-f and then to a lower one.

**Effective Radiated Power (erp).** The erp may be greater or less than the power generated by the transmitter, depending on antenna system gain or loss.

**Fixed Station.** A radio station at a fixed location.

**Frequency Synthesizer.** A circuit which enables transmit and receive on a number of channels without separate crystals for each function and channel.

**Handle.** A nickname used by a CB'er.

**Microvolt ( $\mu\text{V}$ ).** One millionth of a volt.

**Mike.** Colloquial for microphone

**Mobile Unit.** A radio station either installed in a conveyance, carried by a per-

son, or installed temporarily at a fixed location.

**Modulation Percentage.** In an AM transmitter, the relative amount the power increases with modulation. When an AM transmitter is 100% modulated by a sine wave, power output increases 50%.

**Negative Ground.** The negative battery terminal of a vehicle is connected to the body and frame.

**Noise Blanker.** A circuit used in some CB receivers just before the detector to minimize ignition noise.

**Omnidirectional Antenna.** An antenna that radiates equally well in all directions.

**Part 95 Rules.** FCC Rules and Regula-

tions governing the Citizens Radio Service.

**Peak Envelope Power (pep).** The power generated by an SSB transmitter when modulated.

**PTT.** Abbreviation for press-to-talk or push-to-talk, generally with reference to a pushbutton switch on a microphone which is operated to turn the transmitter on and which is released to enable the receiver.

**Positive Ground.** The positive battery terminal of a vehicle is connected to the body and frame.

**QSL Card.** Sent by some CB'ers to other CB'ers with whom they have had radio communications.

**Receive Current.** The amount of current drawn by a transceiver when receiving radio signals.

**Rig.** Colloquial for a transceiver.

**73.** Abbreviation for "best regards" in radio communications.

**Single-Conversion Receiver.** A receiver employing a superheterodyne circuit in which the input signal is down-converted once.

**Single Sideband (SSB).** An AM-radio transmission technique in which only one sideband is transmitted. The other one and the carrier are suppressed.

**Skip.** Term referring to propagation of radio signals over considerable distances due to reflection back to earth from the ionosphere.

**Squelch.** A circuit used in most CB transceivers to silence the speaker except when an adequately strong signal is received.

**S/r-f Meter.** Provided on some CB transceivers to indicate relative strength of an intercepted signal when receiving and the relative r-f power output when transmitting.

**SWR Meter.** An external or built-in circuit which measures the standing wave ratio at the transceiver end of the antenna transmission line.

**Station License.** In the Citizens Radio Service, a license granted by the FCC to operate any number of transceivers under the control of the same licensee.

**10-Code.** Abbreviations used by CB'ers and other radio communications users to minimize use of air time.

**Transceiver.** A combination radio transmitter and receiver in which some of the circuits are used in both operating modes.

**Transmission Line.** In CB applications, the coaxial cable that is used to connect the transceiver to the antenna.

**Transmit Current.** The current drawn by a transceiver when in the transmit mode.

**TVI.** Television interference sometimes caused by CB transceivers. It is often due to inadequate design of the TV receiver rather than being a fault of the transceiver.

**Unit.** One of the transceivers covered by a CB station license when more than one transceiver is used.

**Walkie-Talkie.** A hand-held transceiver.

## KRIKET<sup>®</sup> SPEAKERS ARE OUR ONLY BUSINESS. THEY HAVE TO BE BETTER! THEY ARE.

Speakers are not just accessories with us.  
AFS has created a full line:

### MODEL KK-50

For the auto stereo enthusiast,  
a full-line -- compact, medium and luxury  
sizes -- all bringing the sound of an expensive  
home hi-fi setup on the road. How sweet it is!




### MODEL KK-60UD

Restores true stereo separation. Better base response  
provides better sound all around. Protects speakers.  
The only product of its kind on the market today.  
Installs in 30 seconds or less.

### MODEL KC-35

Fastest selling CB speaker on the market today.  
Base station or mobile use. For the operator who  
demands the very best in clarity and intelligibility  
across the entire voice range.



'Working Wall'<sup>®</sup> makes the difference!

Every AFS speaker utilizes our patented cross-laminated tubular fiberboard enclosure. Controls sound by eliminating distortion.

AFS speakers -- the first acoustically designed speakers for your home, office, auto, diesel tractor, boat, airplane -- wherever you go, you should have an AFS speaker with you. To hear the very best that's on the air -- anywhere.

AVAILABLE AT AUTO STEREO/CB DEALERS EVERYWHERE



Acoustic Fiber Sound Systems, Inc.  
2831 N. Webster  
Indianapolis, Indiana 46219 (317) 545-2481

National Warehousing Facilities

All Kriket<sup>®</sup> products are manufactured in the U.S.A. using  
American materials and craftsmen.

CIRCLE NO. 9 ON FREE INFORMATION CARD

# SAVE!

MONEY • TIME • FREIGHT

- ▶ QUALITY STEREO EQUIPMENT AT LOWEST PRICES.
- ▶ YOUR REQUEST FOR QUOTATION RETURNED SAME DAY.
- ▶ FACTORY SEALED CARTONS—GUARANTEED AND INSURED.
- ▶ SAVE ON NAME BRANDS LIKE:
 

A.D.C.	KLH
A.R.	SHURE
DYNACO	KOSS
SONY	FISHER

PIONEER  
AND MORE THAN 50 OTHERS  
BUY THE MODERN WAY  
BY MAIL—FROM

## illinois audio

Department 217S  
12 East Delaware  
Chicago, Illinois 60611  
312-664-0020

CIRCLE NO. 34 ON FREE INFORMATION CARD

### build your own electronic digital stopwatch —save \$50+

Everyone else pays \$125 for the super-accurate Cronus 2 (one second in 100,000 accuracy, 1/100th second resolution), and it costs you only \$69.95 and 1½ hours' assembly time!

The bright red LED digits of the amazing Cronus electronic stopwatch have become the accepted standard for precision timing in industry, sports, science, astronomy, and related fields. Now, using only standard electronics hobby hand tools, you can build your own Cronus stopwatch and save almost half the cost. The Cronus Model 2K times to 60 minutes (then automatically starts over at 00:00.00), gives you all four functions (Standard Start/Stop, Split/Cumulative, Taylor/Sequential, and Event Time Out), and its quartz crystal timing standard can be calibrated to the accuracy of 5 seconds per month or better. All-solid-state, no moving parts, extremely rugged, uses disposable penlite cells.



Send check or M.O. for \$69.95 plus \$2.50 postage and handling (plus 6% sales tax in California), and we will ship complete kit (including batteries) with complete assembly and operation instructions.

From the company who makes the world's finest stopwatches

To: INTERSIL, Inc., 2000 Martin Ave., Santa Clara, CA 95050. Ship my Cronus 2K kit immediately to:

Name .....

Address .....

City ..... State ..... Zip .....

Cash  Mastercharge  BankAmericard

Credit Card # .....

CIRCLE NO. 36 ON FREE INFORMATION CARD

DECEMBER 1975



## Electronics Library

### THE WAY THINGS WORK BOOK OF THE COMPUTER

Billed as "an illustrated encyclopedia of information science, cybernetics, and data processing," this book provides a basic overview of the theory and practice of "thinking machines." Beginning with the concepts of energy and information flow, it develops both a systems and hardware approach to the mechanical and electrical means of automation and cybernetics. Memories, Boolean gates, flip-flops, A/D and D/A converters, and interfaces are described. Hardware is approached on an unassuming level, and the explanations are quite simple and lucid.

Published by Simon and Schuster, 630 Fifth Avenue, New York, NY 10020. 245 pages. \$8.95 hardbound.

### FUNDAMENTALS OF ELECTRONIC DEVICES

by David Bell

Written as a text for an introductory electronics course, this book covers the currently important electronic devices, and the characteristics of circuits in which they typically appear. Separate chapters are devoted to vacuum tubes, the modern CRT, zener diodes, UJT's, SCR's, bipolar and field-effect transistors, IC's, LED's, tunnel diodes, thermistors, and LCD's. Algebra and logarithms are used in the text. Worked-out problems appear in each chapter, and review questions will help the reader gauge his understanding of the material presented. Over 300 line drawings, schematics, and graphs supplement the text.

Published by Reston Publishing Co., Box 547, Reston, VA 22090. 467 pages. \$15.95 hard cover.

### LINEAR IC PRINCIPLES, EXPERIMENTS, AND PROJECTS

by Edward Noll

The principles of operation of integrated circuits for linear applications are introduced in this work. Chapter One covers basic semiconductor principles: the pn junction, the bipolar and field-effect transistor, transistor fabrication and basic IC structures. Succeeding chapters explain basic IC circuits, operational amplifiers, multipurpose IC's, and special IC systems. Applications in commercial, industrial and test equipment are shown, as well as audio, broadcast, and two-way radio applications. A collection of projects for the lab and home is included.

Published by Howard W. Sams & Co., 4300 W. 62nd Street, Indianapolis, IN 46206. 384 pages. \$8.95 soft cover.

# Clean-up your act.



## LENCOCLEAN RECORD CARE PRODUCTS

During record play, a lightweight brush removes dust and dirt while moistening the grooves with a chemically neutral Super Tonic cleaning fluid.

- Reduces electrostatic charges.
- Reduces heat and friction between stylus and record grooves.
- A simple way to care for records.

## RESULTS

- No deposits in record grooves.
- Extended record life.
- Extended stylus life.
- Reduced noise and tracking distortion.

See your hi-fi or record dealer for Lencoclean and Lencoclean "L" record care products or write to us for full details.

Manufactured in Switzerland and distributed in the United States by



Uher of America, Inc.  
621 S. Hindry Avenue  
Inglewood, California 90301  
(213) 649-3272

CIRCLE NO. 40 ON FREE INFORMATION CARD

# UNBELIEVABLE!

**FREQUENCY  
COUNTER  
KIT ONLY  
\$69.95!**



**FOR: HAMS, CBers, SERVICE TECHS, EXPERIMENTERS!**

- 6 DIGITS
- 100HZ READOUT
- 1 HZ OPTION 9.95
- Wired & Tested 89.95
- TO 30 MHZ (HAM & CB Bands)
- CRYSTAL TIMEBASE
- M CHG/B.AMER OK
- ADD \$2.00 Shipping/Handling

**HUFco** PO BOX 357 PROVO UT 84601  
(801) 224-3355

CIRCLE NO. 32 ON FREE INFORMATION CARD

## Operation Assist

If you need information on outdated or rare equipment—a schematic, parts list, etc.—another reader might be able to assist. Simply send a postcard to Operation Assist, POPULAR ELECTRONICS, 1 Park Ave., New York, NY 10016. For those who can help readers, please respond directly to them. They'll appreciate it. (Only those items regarding equipment not available from normal sources are published.)

**Halicrafters** S-38A receiver. Instruction manual. Doug Kowalski, 2035 S. 58 St., West Allis, WI 53219.

**Viscount** Model 8TP-803N Polaris 3-band portable receiver. Schematic and parts procurement information. Russ Harvey, 625 E. Princess Dr. #5, Tempe, AZ 85281.

**RCA** Model RK327B Modular Stereo. Schematic. Herman Rummelt, Rt. 2 Box 121A, Greenville, MI 48838.

**Micro-Switch** Model 49SW1-1 Keyboard. Schematic and/or operations data. John Riley, 914 Cordova St., Burbank, CA 91505.

**AGS AM/SW Receiver Trio** Model 9R-59. Schematic and/or service manual. Brian Stepien, 30 Mohawk Dr., St. Catharines, Ontario, Canada L2R 1C1.

**Monacor** Model STA-150X tube-type AM/FM receiver. Schematic and transformer PT-150. Charles Allen, 6746 Parkinsonia Drive, Miami Lakes, FL 33014.

**RBM** 7-channel vhf scanner. Schematic. John Crockett, 2922 Keenwood Rd., Norristown, PA 19403.

**Jackson** Model 115 Dynamic Tube Tester. Old roll chart covering antique (No. 42, 6F7, etc.) tubes. **Bell & Howell** Model PH-131-G 16-mm Sound Projector. Amplifier schematic. Harry Buchlein, 1852 Ocean Ave., Ventura, CA 93003.

**Karlon Instruments** Model A-3000 49-note electric organ. Schematics and parts list. Robert Gerald, Box 406, New York, NY 10013.

**Browning Drake** Receiver with 5 UX-type tubes. Circa 1925. Schematic and parts list. Robert Moio, Box 321, Ashburnham, MA 01430.

**Heathkit** Model OL-1 Oscilloscope. Operating/assembly manual or schematic. J.D. Caldwell, 904 S. 18th St., Arlington, VA 22202.

**Radio City Products** Model 322-A Tube Tester. Tube update roll. Ernie Redpenning, 4200 Van Buren St., Gary, IN 46408.

**Bogen** Models TR54A, B, C, and R135BT 35.66-MHz paging receivers. Any available information. Robert R. Scott, 15955 E. Iliff Place, Aurora, CO 80013.

**Shell Electronics** stereo amplifier Model 2020P. Schematic and/or any available information. C.L. Baumbruck, 2919 Hickory St., Yorktown Heights, NY 10598.

**Hammarlund** Pro long/medium/shortwave receiver. Schematic and/or service manual. P.R. Pettingell, 3 Weave Road, Seabrook, NH 03874.

**Gonset** power supply No. 3069. Schematic. Steve Ackerman, 11114 Garfield Ave., Culver City, CA 90230.

**Superior Instruments** Genometer TV 50. Operations manual and schematic. G.T. Hermida, 1000 W 92nd Place, Overland Park, KS 66212.

**"Dimension 48"** Japanese auto tape player. Any available information. Charles D. Prater, Edna, KY 41419.

**Webcor** Model ED-2950 tape recorder. Need schematic or company's new address. T. Cranford, 1125 N. 29th St., Fargo, ND 58102.

**Consolidated Electroynamics** Model GIC-100 ionization gauge. Any available information. Summer Freeman, 49-018 Bel Vista Ct., Lodi, NJ 07644.

**Auto Data Inc.** Model 2643-2 Digital VOM, serial 254, mfg. date 12/65. "Contr. MSW3X5X-834863." Any available information. William Palya, Dept. of Psychology, St. Joseph's College, Rensselaer, IN 47978.

**Spiltdorf Radio Corp** (Div. of Bethlehem Electrical Co.) old radio receiver. Uses type 201 A tubes. Schematic and any other information. Edward Reinhardt, 60 Stanley Street, Little Falls, NJ 07424.

**TEC** Model S-25 Stereo Amp. by Transis-Tronics. Specs and/or schematic. G. Lewis, 3916 Monroe St., Riverside, CA 92504.

## DIGITAL LOGIC PROBE



**UNIQUE** SEVEN SEGMENT DISPLAY shows TTL voltages in the actual "ones" & "zeros" used by computer designers, trade schools and universities.

0 to .8V: [ ] 2.2 to 5V: [ ]

**MEMORY** button catches [ ] edge for continuous display.

**LOW COST:** \$19.95 without memory 24.95 with memory

**SYLVANHILLS LAB INC.**  
#1 Sylvanway, Box 239  
Strafford, Mo. 65787

Please rush me \_\_\_\_\_ (qty) TTL logic probes with memory at \$24.95. (without memory...\$19.95)

Also send **free** information on other products and services for teaching electronics and NUMERICAL CONTROL.

NAME \_\_\_\_\_

ADDRESS \_\_\_\_\_

CITY \_\_\_\_\_ STATE \_\_\_\_\_ ZIP \_\_\_\_\_

Missouri residents include sales tax with check or M.O.

**SATISFACTION GUARANTEED**

**"GIANT in innovative engineering"**

104 CIRCLE NO. 60 ON FREE INFORMATION CARD

## free BA 1976 catalog



**244 PAGE  
RADIO, TV &  
ELECTRONICS  
CATALOG**

Your buying guide for Everything in Electronics... Stereo, Hi-Fi, TV's, Radios, Tape Recorders, CB, Kits, Tools, Books and Electronic Parts.

**WRITE FOR YOUR  
FREE COPY NOW!**

**burstein-applebee**

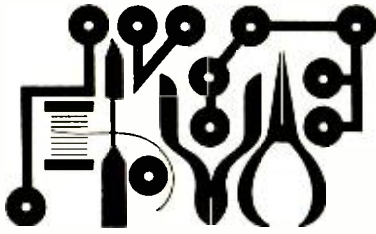
DEPT. PE-12 3199 MERCIER ST.  
KANSAS CITY, MO. 64111

NAME \_\_\_\_\_

ADDRESS \_\_\_\_\_

CITY \_\_\_\_\_

STATE \_\_\_\_\_ ZIP \_\_\_\_\_



# Experimenter's Corner

By Forrest M. Mims

## APPLICATIONS FOR QUAD OP AMPS

**N**O IC is more useful or versatile than the operational amplifier unless it's four op amps in the same package. Quad op amps, as these relatively new chips are called, are now stocked by many parts dealers, and one of my favorites is National's LM324.

The LM324 (Fig. 1) comes in a 14-pin DIP for less than two bucks. The most impressive fact about this neat little package is that it can be operated from a single-polarity power supply. Some more experienced tinkers might find it hard to believe that many new experimenters are reluctant to use op amps because conventional units require a double-ended power supply.

Another nice thing about the LM324 is that it will operate from a power supply ranging from as little as 3 volts to as much as 30 volts. This makes it compatible with TTL (5.5 volts) and ideal for operation from almost all common battery voltages.

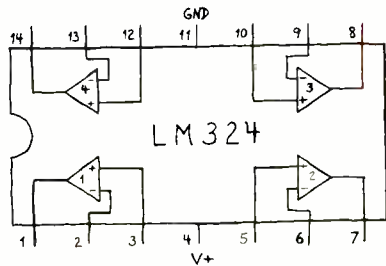


Fig. 1. Top view of the LM324.

I've been using LM324s for about a year now and haven't blown one yet, but the manufacturer warns that reverse polarity can quickly zap the device. The moral here is that if you use breadboard construction or conventional sockets be sure to plug the LM324 into the board or socket correctly.

Another precaution is to avoid output shorts to either ground or the positive power supply. Momentary shorts are no problem, but longer ones, especially on more than one amplifier, will cause excessive thermal build-up and eventual device destruction.

The LM324 will handle just about any op amp application, but it is particularly well suited for those utilizing several similar or identical circuits to perform parallel functions. I've particularly enjoyed tinkering with a ver-

satile pulse generator and a nonlatching touch switch.

A basic pulse generator circuit which uses 1/4 of an LM324 is shown in Fig. 2. Except for the common power supply, each of the four amplifiers in the LM324 is independent of the others, and one or more can be used simultaneously as noninteracting pulse generators.

With the values shown in Fig. 2, the pulse generator has a repetition rate of about 600 Hz and a pulse width of 600 microseconds. The pulse amplitude is 8.5 volts when the power supply voltage is 10 volts. All these parameters can be changed by varying *C1* and the power supply voltage.

A somewhat more versatile pulse generator is shown in Fig. 3. The repetition rate of this circuit can be changed from one pulse every few minutes to 200 kHz by simply changing *C1*. Here's a table of pulse parameters I measured with the prototype circuit:

<i>C1</i> (μF)	Frequency (kHz)	Pulse Width (ms)
0.0001	200.0	0.025
0.001	20.0	0.25
0.01	2.0	2.5
0.1	0.2	25.0

You can use even larger values for *C1* to further reduce frequency.

The conventional pulse generator of Fig. 3 can also be used to experiment with applications like these:

1. A quadruple-output, nonsynchronized pulse source. Just connect each of the op amps in the LM324 as an independent pulse generator.

2. A dual-synchronized pulse generator with two independent repetition rates. Figure 4 shows how to connect two op amps in the LM324 to achieve this function. A circuit like this has obvious uses in electronic music, frequency synthesis, frequency division, etc.

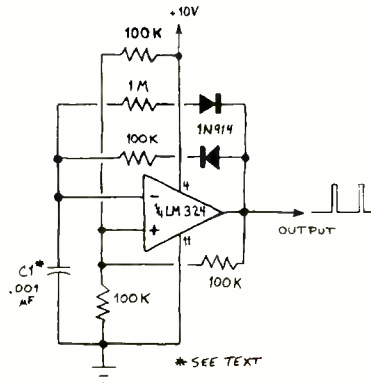


Fig. 3. Change *C1* to vary pulses.

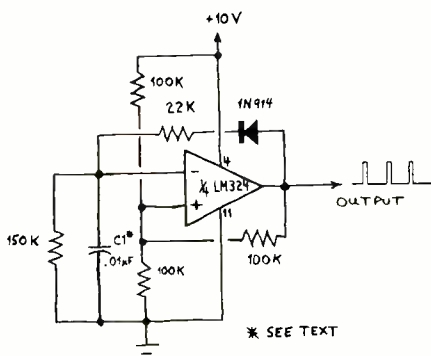


Fig. 2. Pulse generator circuit.

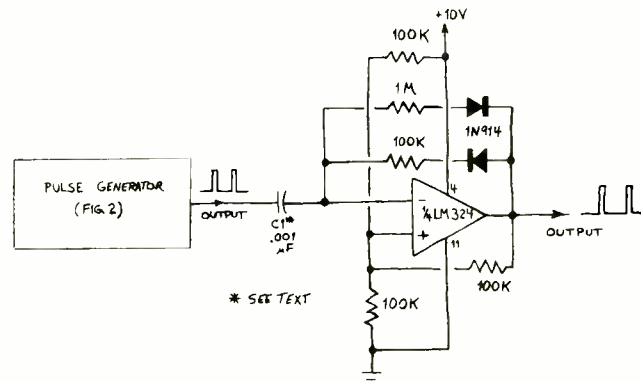


Fig. 4. Synchronized pulse generator uses half of an LM324.

# The Defender

stands guard  
over super CB  
performance

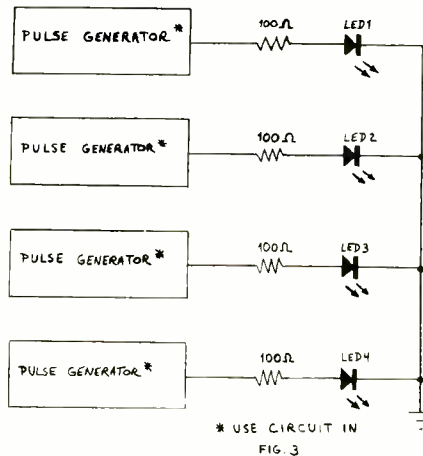
- Connects to base station rig
- Constant control of SWR
- Constant check on power output
- Constant check on modulation
- Easy to use and install — coax connections only

Shakespeare

Shakespeare Antenna Group, P. O. Box 246, Columbia, S. C. 29202  
In Canada, Len Finkler, Ltd. 25 Toro Road, Downsview, Ontario

CIRCLE NO. 55 ON FREE INFORMATION CARD

3. A LED "random" flasher. See Fig. 5 for this variation of the circuit. For best results, use different values for the capacitors (C1 in Fig. 3) to provide different flash rates. These values should range from about 0.2 to 1.0  $\mu\text{F}$  so that the flashing will be discernable to the eye. Incidentally, you can house this circuit in a small plastic enclosure for permanent use as a novelty or attention-getting device.



\* USE CIRCUIT IN FIG. 3

Fig. 5. Random LED flasher.

If the assorted pulse generator circuits described thus far don't appeal, try the super-simple nonlatching touch switch shown in Fig. 6. In this circuit,  $\frac{1}{4}$  of an LM324 is operated as a comparator by simply omitting the feedback resistor. The noise signal injected into the op amp by a finger on the touch plate causes a positive voltage swing which activates the relay.

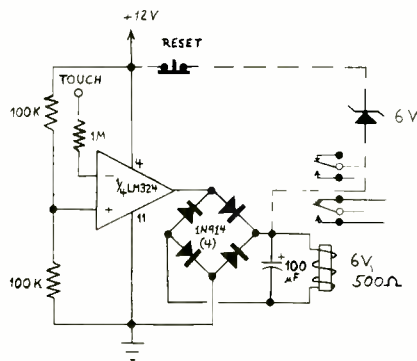



Fig. 6. Touch switch. For latching operation, add dashed circuitry.

Since the input noise signal is ac, the rectifier bridge is necessary to convert the output to dc. The pulsed dc output is smoothed by the capacitor to keep the relay from chattering. For best results, operate the circuit from a line-operated power supply instead of batteries. When used with a 6-volt, 500-ohm relay, the circuit will draw less than 10 mA.  $\diamond$



send for your  
**FREE**  
copy  
now!!!

In it you'll find hundreds of quality consumer electronic products. Amateur radios, CB radios, scanners, antennas, masts, towers, rotors, tools, components, electronic kits, technical books, test gear, digital watches, calculators, portable radios, televisions, microphones, speakers, audio equipment, high fidelity, stereo systems, tape recorders, and much, much more. If it's electronic and it's quality, TECO has it.

WRITE FOR YOUR FREE COPY TODAY.



P O Box 1050 • Garland, Texas 75040  
CIRCLE NO. 52 ON FREE INFORMATION CARD

## AM Comes Alive!



The McKay Dymek DA 5 shielded ferrite loop AM antenna has a solid state preamp with tuning and sensitivity controls.

Overcomes the two most common AM reception problems: strong local stations "hiding" weaker distant stations close on the dial, and interference from TV and electrical sources.

Improves inherent long range capabilities of AM—programs listenable from hundreds of miles.

Increases signal strength 4 to 8 times—really sharpens up AM performance in typical hi-fi receivers and tuners.

Factory direct—\$175.00, ten day money back guarantee. BankAmericard and Mastercharge welcome. For more information or to place your order, call toll free:

Nationwide 800/854-7769  
California 800/472-7782

**MK** McKay Dymek Co.  
675 North Park Ave.  
Pomona, Calif. 91766

CIRCLE NO. 44 ON FREE INFORMATION CARD

## SAVE ON Brand Name Audio Components

BY MAIL

Write Today for Our FREE Audio Catalog

DIXIE is one of the oldest and largest audio component mail order houses in the country. Our prices on brand name components are actually LOWER than "Discounters". See our new catalog or call us for a price quote. Everything shipped factory-sealed with full manufacturer's warranty.



DIXIE HI-FIDELITY

PE-12

5600 Second St., N. E., Washington, D. C. 20011  
Phone: 1-202-635-4900

Please rush me your FREE Audio Catalog and complete information. I understand there is no obligation.

Name \_\_\_\_\_  
Address \_\_\_\_\_  
City \_\_\_\_\_  
State \_\_\_\_\_ Zip \_\_\_\_\_

# Popular Electronics®

## INDEX VOLUMES 7 and 8 JANUARY TO DECEMBER 1975

### COMMUNICATIONS

Active Filter Sharpens CW Reception (Portune) .....	49 June
Apollo/Soyuz Test Project, Listen in to (Flagg) .....	76 July
Base Station Equipment Directory .....	48 Aug.
CB Communication Range (Sands) .....	53 Aug.
CB Specifications Made Easy (Scherer) .....	48 Mar.
CB Transceivers, Special Report on .....	45 Aug.
English-Language Shortwave Broadcasts for March-April (Legge) .....	82 Mar.
English-Language Shortwave Broadcasts May to August (Legge) .....	67 May
English-Language Shortwave Broadcasts for Sept. & Oct. (Wood) .....	82 Sept.
English-Language Shortwave Broadcasts for Nov. thru Feb. (Wood) .....	99 Nov.
FCC Changes Some CB Rules, The (Craig) .....	101 Dec.
Hi-Lo Pass Filter (Ross) .....	38 May
Light-Beam Communications, Experimenting with (Mims) .....	40 Apr.
Marine Radiotelephone, What's New in (Buckwaller) .....	36 July
Out-of-State AM Broadcasts, How to Listen to (Sundstrum) .....	31 Apr.
Semiconductor Laser Communications System, Build a (Mims) .....	39 July
Shortwave Newscasts in English (Wood) .....	35 Feb.
User's Buying Guide to CB Base Stations (McVeigh) .....	45 Aug.

### CONSTRUCTION

Active Filter Sharpens CW Reception (Portune) .....	49 June
Altair 8800 Minicomputer, Part I (Roberts & Yates) .....	33 Jan.
Analogue/Digital Memory Translator, Build a Portable (Sulmar & Eisenberg) .....	27 Apr.
Audio-Frequency Meter, A Low-Cost (Green) .....	45 July
Audio Sweep Marker Generator, Build an (Paul) .....	71 Oct.
Automobile Logic Alarm, Build an (Grater) .....	61 Nov.
Blacklight Lantern, Build a (McCormick) .....	35 Apr.
CD-4 Demodulator, Build a High-Performance (Dorren) .....	39 Sept.
Compander Enhances Hi-Fi Recordings, Low-Cost (Anderton) .....	38 Apr.
Continuity Tester, Unique (von Muecke) .....	33 May
Converter Turns Counter Into a Digital VOM (Stein) .....	27 May
Cyclops, Build (Walker, Garland & Melen) .....	27 Feb.
Digital Clock with Add-Ons, Update Your (Glick, McElwee & Marky) .....	50 Feb.
Out of Tune Correction .....	6 Mar.
Digital Marine/Auto Tachometer, Build a (Hilker) .....	40 June
Out of Tune Correction .....	6 Aug.
Digital Probe, Build a "Universal" (Tierney) .....	48 Feb.
Digital Timer-Scoreboard for Athletic Events (Harms) .....	27 Aug.
Electronic Dice, Have Fun With (Stitt) .....	48 July
Electronic Wheel of Fortune Simulates Mechanical Game (Pascoe) .....	69 Oct.
Experimenter's Supply, Zero-to-30V (McGahee) .....	70 Feb.
Hand Calculators, How to Add Functions to Simple (Shapiro) .....	38 Sept.
High-Gain Rhombic TV Antenna, Build a (Monser) .....	58 Oct.
Hi-Lo Pass Filter (Ross) .....	38 May
Home Emergency Light for "Blackouts" (Oldacre) .....	31 July
IC Speed Controller for HO Model Railroads (Pascoe) .....	58 Jan.
Ignition Timing Light for Improving Gas Economy, An (Caristi) .....	50 Jan.
Listen to Your Heart with Doppler Ultra Sound (Jaffe) .....	60 Aug.
Logic Probe, Build a Direct Reading (Stitt) .....	54 Sept.
Out of Tune Correction .....	6 Nov.
Minivolter, Build the (Hollabaugh) .....	46 Apr.

Motorola/AMI "6800" MPU Computer Project, The First (Roberts & Van Baalen) .....	33 Nov.
Muscle Feedback Monitor, Build a (Waite) .....	39 May
Out of Tune Correction .....	7 June
Out of Tune Correction .....	6 Sept.
Night Biking, Two Projects Add Safety to Alternately Flashing Taillights (Williamson) .....	42 Mar.
"Always-On" Bike Lights (Clinkenbeard) .....	43 Mar.
Omnidirectional Speaker System, Build the Plus-4 (Weems) .....	32 Mar.
On-Board Tester, A Simple (Frye) .....	70 Aug.
Op Amps, Getting Started with (Prensky) .....	46 June
Oscilloscope Graphic Artist, The (Waite) .....	53 Nov.
Phase-Locked Loops, Experimenting with (Cohen) .....	47 Oct.
Out of Tune Correction .....	6 Dec.
Photometer and Enlarger Exposure Meter, Build a Wide-Range (Mangieri) .....	48 May
Power Guard, The (Gilder) .....	34 July
Preregulated Power Supply, Build a (Baumgras) .....	58 Nov.
Programmable Music Box, The (Waite & Brown) .....	63 Dec.
Remote Control of Appliances and Lights, Low-Cost (Ellison) .....	46 May
Scientific Calculator, Build an Under-\$90 (Meyer) .....	53 Jan.
Semiconductor Laser Communications System, Build a (Mims) .....	39 July
"Senior Scientist" Calculator, Build the (Meyer) .....	33 Oct.
Skin Temperature Thermometer (Shakespeare) .....	62 Sept.
Squelching Circuit for Stereo FM Tuners, Simple (Dworsky) .....	71 Jan.
Time/Date Wristwatch—Only \$75, Build a Lady's (Green) .....	36 Mar.
Timing Tester, Your (Davies) .....	76 Dec.
Titan Modular Stereo Power Amplifier, The (Harvey) .....	27 June
Transistor Identometer, Build the (Bailey) .....	69 Jan.
Tug-Of-War (Frostholm & Lundegard) .....	43 Feb.
Turntable, Build a Direct-Drive (Meyerle) .....	41 Dec.
VU Meter with No Moving Parts, A (Mayhugh) .....	40 Feb.

### DEPARTMENTS AND COLUMNS

Amateur Radio (Brier) .....	94 Jan.
Reception and the Atmosphere .....	76 Apr.
Restructuring the Amateur Service .....	74 July
Using the OSCAR Satellites .....	93 Oct.
More on Restructuring Licensing .....	86 Feb.
Art's TV Shop (Margolis) .....	80 Apr.
Mystery of the Pocket Power Supply .....	92 Jan.
The Missing Burst .....	80 Feb.
CB Scene (Buckwaller) .....	88 Mar.
CB's Red Baron .....	70 Apr.
Taking the Bark Out of Spark .....	70 May
The Boom in CB Channels .....	78 June
How to Mount Mobile Antennas .....	78 July
Microphone Techniques .....	91 Oct.
Handling the VSWR Problem .....	95 Nov.
Fundamental Blocking .....	101 Dec.
Harmonic TV Interference .....	69 June
Speech Processing .....	57 Sept.
CB Scene (Craig) .....	102 Nov.
The FCC Changes Some CB Rules .....	83 Mar.
Computer Bits (Ogden) .....	68 May
A New Breed of Hobbyists .....	80 Sept.
Hobbyist Interchange Tape System .....	98 Nov.
Software Tools .....	4 Jan.
DX Listening (Hauser) .....	4 Feb.
A World of News .....	4 Mar.
Try a Little TV DX-ing This Summer .....	4 Apr.
Antarctica Calling .....	4 May
What to Look for in a SW Receiver .....	4 June
Editorial (Salsberg) .....	
The Home Computer is Here .....	
It's a Tough World Out There .....	
The Root of It .....	
Chicago in the Winter .....	
Testing .....	
The Videodisc Cometh .....	

The ATIS Connection .....	4 July
No Frowns in Distributor Land .....	4 Aug.
About Editorial Bull Sessions .....	4 Sept.
New Product Warranty Law .....	4 Oct.
The Metrication Waiting Game .....	4 Nov.
The Art of Prognostication .....	4 Dec.
Experimenter's Corner (Mims) .....	
A Programmable Timer/Counter .....	102 Oct.
Light-Activated SCR .....	109 Nov.
Applications for Quad Op Amps .....	105 Dec.
Solid State (Garner) .....	
Predictions for 1975 .....	88 Jan.
Using Thermoelectric Devices .....	76 Feb.
Experimenting with LED's .....	78 Mar.
The Photo Detector/Power Amplifier IC .....	66 Apr.
A Look at DC Converters .....	76 May
The Voltage Comparator .....	63 June
Many Uses for Flasher/Oscillator .....	64 July
Audio Amplifiers for Hobbyists .....	78 Aug.
New IC's for Digital Watches .....	84 Sept.
The Goodflasher, Part II .....	82 Oct.
Calculator Chips for Other Circuits .....	88 Nov.
Solid-State Gift Giving .....	22 Dec.
Stereo Scene (Hodges) .....	
Mikes and Miking .....	22 Jan.
Tape-Head Alignment .....	22 Feb.
Tape Bias and Equalization .....	16 Mar.
A Short History of Four-Channel .....	17 Apr.
Good Stereo .....	15 May
Non-Technical Demonstration Records .....	16 June
Choosing an FM Antenna .....	16 July
Will Audio Go Digital? .....	16 Aug.
Starting with a Lacquer Disc .....	22 Sept.
What's New for Hi-Fi in 1976? .....	22 Oct.
Clearing Up Some Odds and Ends .....	22 Nov.
Test Equipment Scene (Solomon) .....	
Rejuvenating Elderly Equipment .....	98 Jan.
Learning to Live With Digital .....	88 Feb.
Some Rules for Using Equipment .....	78 Apr.
Tuning the VITS .....	86 May
Grounding .....	67 June
Testing CB Modulation and Capacitors .....	68 July
Checking the Sweep Generator "Birdie" .....	79 Sept.
Using Diodes in Power Supplies .....	100 Oct.
A Dual-Polarity DC Meter .....	104 Nov.
The Microprocessor Revolution .....	99 Dec.

### FEATURES AND TUTORIALS

AC Digital Clock, How Accurate is Your (Conhaim) .....	38 May
Altair 8800 Minicomputer, Part 2 (Roberts & Yates) .....	56 Feb.
Apollo/Soyuz Test Project, Listen in to (Flagg) .....	76 July
Base Station Equipment Directory .....	48 Aug.
Biasing Transistors, A Simple Method for (Cherry) .....	42 June
CB Communication Range (Sands) .....	53 Aug.
CB Specifications Made Easy (Scherer) .....	48 Mar.
CB Transceivers, Special Report on .....	45 Aug.
4-Channel Equipment Report (Hirsch) .....	58 Mar.
Clock Radio, How to Service a (Frye) .....	72 Mar.
Color TV Picture Tubes, The New (Margolis) .....	51 Mar.
Debounce Mechanical Switches for Digital Logic Use, How to (Gray) .....	51 Oct.
Electronic Crossover Networks for Hi-Fi (Feldman) .....	33 Aug.
Electronic Organ, How to Choose an (Anderton) .....	27 Mar.
English-Language Shortwave Broadcasts for March-April (Legge) .....	82 Mar.
English-Language Shortwave Broadcasts May to August (Legge) .....	67 May
English-Language Shortwave Broadcasts for Sept. & Oct. (Wood) .....	82 Sept.
English-Language Shortwave Broadcasts for Nov. Thru Feb. (Wood) .....	99 Nov.
FAA Electronics Technician, How to Become an (Sear) .....	48 Apr.
FM Tuner Specs, How to "Read" (Hirsch) .....	68 Jan.
Frequency Synthesizers Work, How (Sear) .....	43 May
Hi-Fi, Focus on .....	41 Dec.
Build a Direct-Drive Turntable (Meyerle) .....	41 Dec.
How Good are Ferrichrome & Other New Cassette Tapes? (Hirsch) .....	46 Dec.
New Trends in Hi-Fi Electronics (Feldman) .....	49 Dec.
Choosing a Phono Cartridge (Hirsch) .....	59 Dec.
A New Standard for FM Tuner Measurement Part 2 (Feldman) .....	61 Dec.
Home Video Discs, Here Come the (Winslow) .....	38 Nov.
Imitating Musical Instruments with Synthesized Sound (Lancaster) .....	37 Aug.
Industry Standard for Tuner Measurement, Part I (Feldman) .....	50 Nov.
Karnaugh Maps for Fast Digital Design (Davis) .....	50 Sept.
Keying and VCA Circuits for Electronic Music Instruments, Part I (Lancaster) .....	60 Jan.
Keying and VCA Circuits for Electronic Music Instruments, Part II (Lancaster) .....	37 Feb.



# LISTEN!

We're one of the country's largest Mail Order Houses of Stereo Equipment and Musical Instruments.

Our volume buying power enables us to pass the savings on to you. Listen to us ... You can't go wrong.

Fill out this coupon and mail to address below for our latest Free Catalogs.

Name \_\_\_\_\_  
Address \_\_\_\_\_  
City \_\_\_\_\_  
State \_\_\_\_\_ Zip \_\_\_\_\_

- AUDIO CATALOG
- MUSICAL INSTRUMENT CATALOG

PE-12

# STEREO DISCOUNTERS

7A AYLESBURY ROAD □ TIMONIUM, MD. 21093  
[301] 252-6880

CIRCLE NO. 58 ON FREE INFORMATION CARD

# BE A LOCKSMITH



### You'll EARN MORE, LIVE BETTER Than Ever Before in Your Life

You'll enjoy your work as a Locksmith because it is more fascinating than a hobby—and highly paid besides! You'll go on enjoying the fascinating work, year after year, in good times or bad because you'll be the man in demand in an evergrowing field offering big pay jobs, big profits as your own boss. What more could you ask!

**Train at Home—Earn Extra \$\$\$\$ Right Away!** All this can be yours FAST regardless of age, education, minor physical handicaps. Job enjoyment and earnings begin AT ONCE as you quickly, easily learn to CASH IN on all kinds of locksmithing jobs. All keys, locks, parts, picks, special tools and equipment come with the course at no extra charge. Licensed experts guide you to success.



**KEY MACHINE** locks, picks, tools supplied with course.

**Illustrated Book, Sample Lesson Pages FREE** Locksmithing Institute graduates now earning, enjoying life more everywhere. You, can, too. Coupon brings exciting facts from the school licensed by N. J. State Department of Ed., Accredited Member, Natl. Home Study Council. Approved for Veterans Training.

**LOCKSMITHING INSTITUTE.** Div. Technical Home Study Schools Dept. Little Falls, N. J. 07424

LOCKSMITHING INSTITUTE, Dept. 1473-125  
Div. Technical Home Study Schools  
Little Falls, New Jersey 07424 Est. 1948

Please send FREE illustrated Book—"Your Big Opportunities in Locksmithing," complete Equipment folder and sample lesson pages—FREE of all obligation—(no salesman will call).

Name \_\_\_\_\_ (Please Print)  
Address \_\_\_\_\_  
City/State/Zip \_\_\_\_\_

Check here if Eligible for Veteran Training  
CIRCLE NO. 41 ON FREE INFORMATION CARD

Light-Beam Communications. Experimenting with (Mims)	40 Apr.
Lightning Damage Insurance Jobs (Frye)	72 Jan.
Liquid Crystal Display. Getting to Know the (McClellan)	43 Apr.
Out of Tune Correction	7 June
Marine Radiotelephone. What's New in (Buckwalter)	36 July
Matching Tape Decks to Magnetic Tape (Feldman)	34 May
Mysterious "Registor". The (Phares)	69 Dec.
National TV Network?. A New	47 July
Out-of-State AM Broadcasts. How to Listen to (Sundstrum)	31 Apr.
Phase-Locked Loops Work. How (Cohen)	32 Feb.
Power Supplies. How to Design Your Own (Huffman)	36 June
Out of Tune Correction	6 Aug.
Power Surges and Semiconductors (Solomon)	42 Feb.
Programming Notes for the Altair 680 $\mu$ Computer (Roberts & Van Baalen)	80 Dec.
Read-Only Memories. How to Program (Pascoe)	27 July
Resistors. Precision Matching of (Demas)	50 July
Shortwave Newscasts in English (Wood)	35 Feb.
Solid-State Image Sensors—TV Camera Tube Successor? (Garland & Melen)	43 Jan.
Solid-State Oscillators. How to Design (Huffman)	61 Oct.
Taming Static Electricity (Frye)	75 June
Thyristor Circuitry for Electronic Photoflashers (Frank)	39 Jan.
Timbre and Voicing Circuits for Electronic Music (Lancaster)	31 June
Transformers. What do You Know About (Baln)	51 May
UART Understanding the (Smith)	43 June
User s Buying Guide to CB Base Stations (McVeigh)	45 Aug.
What Does Your Stereo Receiver Dollar Buy? (Hirsch)	33 Sept.

### HI-FI/STEREO

CD-4 Demodulator. Build a High-Performance (Dorren)	39 Sept.
4-Channel Equipment Report (Hirsch)	58 Mar.
Comander Enhances Hi-Fi Recordings Low-Cost (Anderton)	38 Apr.
Electronic Crossover Networks for Hi-Fi (Feldman)	33 Aug.
FM Tuner Specs. How to Read (Hirsch)	68 Jan.
Hi-Fi. Focus on Build a Direct-Drive Turntable (Meyerle)	41 Dec.
How Good are Ferrichrome & Other New Cassette Tapes? (Hirsch)	46 Dec.
New Trends in Hi-Fi Electronics (Feldman)	49 Dec.
Choosing a Phono Cartridge (Hirsch)	59 Dec.
A New Industry Standard for FM Tuner Measurement Part 2 (Feldman)	61 Dec.
Industry Standard for Tuner Measurement, Part 1 (Feldman)	50 Nov.
Matching Tape Decks to Magnetic Tape (Feldman)	34 May
Omnidirectional Speaker System. Build the Plus-4 (Weems)	32 Mar.
Squeezing Circuit for Stereo FM Tuners. Simple (Dworsky)	71 Jan.
Titan Modular Stereo Power Amplifier. The (Harvey)	27 June
VU Meter with No Moving Parts A (Mayhugh)	40 Feb.
What Does Your Stereo Receiver Dollar Buy? (Hirsch)	33 Sept.

### PRODUCT TEST REPORTS

Audioanalyst Model A-200X Speaker System	78 Oct.
B&K Model 520 Transistor Tester	80 Oct.
Burwen Model DNF 1201 Dynamic Noise Filter	56 June
Courier "Cruiser" Mobile AM CB Transceiver	61 July
Crown Model VFX2 Electronic Stereo Crossover System	69 Sept.
Dana Laboratories "Danometer" DMM	62 June
Data Technology Model 20 Bench-Type and Model 21 Portable Digital Multimeters	68 Feb.
Dynascan Cobra Model 29 AM CB Transceiver	67 Aug.
Edmund Scientific Kirlian Electrophotography Kit	82 Jan.
E F Johnson Messenger 123SJ CB Mobile Transceiver	86 Dec.
Electra Bearcat 101 "Digital" Scanning Monitor	79 Nov.
EL Instruments Model PG-2 Pulse Generator Kit	80 Apr.
Exact Model 190 Function and Model 195 Sweep/Function Generators	68 Aug.
Fluke Model 1900A Multi-Function Frequency Counter	87 Dec.

Garrard Zero 100SB Turntable	61 Feb.
Healthkit GR-400 "Digital" Color TV Receiver Kit	71 Sept.
Healthkit Model 10-4510 Dual-Trace Triggered-Sweep Oscilloscope	62 July
Healthkit/Thomas Model TO-1260 Electronic Organ	68 Mar.
Heath/Schiumberger Model SG-1271 Function Generator	66 May
Hewlett-Packard Model 5381A Frequency Counter	80 Jan.
Hickock Model 440 Transistor Curve Tracer	78 Sept.
Hy-Gain Model 623A AM SSB Base Station CB Transceiver	59 Apr.
IAD Model B3A Dynamic Range Expander	68 Nov.
JVC America Model CD-1669 Cassette Deck	58 July
Kenosonic Model C-200 Preamplifier	57 Apr.
Koss Phase/2 - 2 Quadrafone 4-Channel Headphones	76 Oct.
Lafayette Com-Phone 23 Mobile CB Transceiver	67 Feb.
Lectrotech Model BG-10 Color Generator	83 Nov.
McKay Dymek Model DA-3 Active AM Antenna	68 Aug.
Marantz Model 4270 AM/FM Stereo 2-Quadradial 4 Receiver	59 Feb.
Nakamichi Model 500 Cassette Deck	59 May
Ortofon Model VMS-20E Phono Cartridge	66 Feb.
Pace Model 2300 Mobile CB Transceiver	60 June
Pearce-Simpson Bengal AM/SSB CB Transceiver	60 May
Phase Linear 4000 Stereo Preamplifier	56 July
Phillips Model RH-532 Speaker System	61 Mar.
Pickering Model XUV4500Q CD-4 Phono Cartridge	68 Sept.
Pioneer Model PL-71 Record Player	60 Mar.
Pioneer Model RT-1011L Stereo Tape Recorder	79 Jan.
Pioneer Model SE-700 Hi-Fi Headphones	60 July
Pioneer Model TX-9500 AM/Stereo FM Tuner	82 Dec.
Realistic Model PRO-6 Portable Scanning Receiver	72 Sept.
Realistic Model STA-250 AM/Stereo FM Receiver	51 Apr.
Regency Model ACT-C4H Scanning Monitor System	63 Mar.
SAE Mark IVDM Basic Power Amplifier	58 May
Sansui Model 771 AM Stereo FM Receiver	56 May
SBE Formula D Type 26 CB Transceiver	79 Oct.
Sherwood Model S-7310 AM/Stereo FM Receiver	64 Aug.
Shure Model M95ED Stereo Phono Cartridge	72 Nov.
Sony Model TA-4650 V-FET Stereo Amplifier	74 Oct.
Sony Model TC-645 Open-Reel Tape Deck	59 June
Stanton Model 8004-11 Record Playing System	66 Aug.
Stanton Model 681EEE Stereo Phono Cartridge	58 Apr.
Tandberg Model TCD-310 Stereo Cassette Deck	84 Dec.
Technics By Panasonic Model T-200 Speaker System	78 Jan.
Telephonics Model TEL-101F 4-Channel Headphones	57 June
Tram Diamond 40 AM CB Transceiver	81 Jan.
Vector Electronic Model P173 Wiring Pencil	88 Dec.
Yamaha Model CR-800 AM Stereo FM Receiver	73 Nov.

### TEST EQUIPMENT AND TV SERVICING

Audio-Frequency Meter. A Low-Cost (Green)	45 July
Audio Sweep Marker Generator. Build an (Paul)	71 Oct.
Clock Radio. How to Service a (Frye)	72 Mar.
Color TV Picture Tubes. The New (Margolis)	51 Mar.
Continuity Tester, Unique (von Muecke)	33 May
Converter Turns Counter Into a Digital VOM (Stein)	27 May
Digital Probe. Build a Universal (Tierney)	48 Feb.
Experimenter's Supply. Zero-to-30V (McGahee)	70 Feb.
High-Gain Rhombic TV Antenna. Build a (Monser)	58 Oct.
Ignition Timing Light for Improving Gas Economy. An (Canisti)	50 Jan.
Logic Probe Build a Direct Reading (Stitt)	54 Sept.
Out of Tune Correction	6 Nov.
Microprocessor Revolution. The (Solomon)	99 Dec.
Minivolt. Build the (Hollibaugh)	46 Apr.
Missing Burst. The (Margolis)	80 Apr.
On-Board Tester. A Simple (Frye)	70 Aug.
Power Supplies. How to Design Your Own (Huffman)	36 June
Out of Tune Correction	6 Aug.
Preregulated Power Supply. Build a (Baumgras)	58 Nov.
Transistor Identometer. Build the (Bailey)	59 Jan.



# Olson SALE



**Electronic Parts & Accessories**  
**ORDER TODAY! Send to Olson Electronics, 260 S. Forge St., Akron, Ohio 44327. Allow for postage, C.O.D. 20% Deposit. Ohio Residents Add 4% Sales Tax.**

**XM-338** Reg. 2.29 **80c**  
**DQR Numerical Indicator Tube**  
 Direct heating cathode. 22 mA @ 1.3VAC. 100-ft. lambers. With specs. 1/4 lb.

**3-Digit LED Readout Display** Reg. 3.00 **150**  
 Magnifying bubble, high luminance, 7 segment gallium arsenide phosphide indicators. Limited quantity. 1/4 lb.

**Wrist watch type** XM-371 Reg. 10.00 **\$6**  
**Hamlin 3 1/2 Digit Liquid Crystal Display**  
 Featured fully reflectorized back glass plate. 202 x 100 size 620° width Series 3302 With specs. 1/4 lb.

**XM-314** Reg. 6.00 **250**  
**Pocket Calculator Keyboard**  
 Designed for Handheld Units 18 leather touch keys, on-off switch and multiplexed for chip CT-5001-2 or mostek 5010-12 Wt. 1 lb.  
**20 Keyboard.** Matches XM-364 IC Below. XM-339. Wt. 1 lb. **4.00**

**TR-293** Reg. 79c **25c**  
**Integrated Circuits**  
 IC's. Similar to Fairchild 703. For 10.7 MHz RF or IF amps. Untested. Wt. 1/4 lb.

**TR-294** Reg. 49c **30c**  
**Integrated Circuits**  
 IC's. Like Fairchild 717. Linear amp. 100 kHz to 50 MHz. 1-15V. Eight leads. Untested. 1/4 lb.

**TR-295** Reg. 1.00 **60c**  
**Integrated Circuits**  
 General Industries 200-Bit Shift Register IC. Pkg. of 5 8-lead TO-77. Limited

**XM-364** Reg. 15.00 **\$10**  
**8-Digit Calculator Chip**  
 Complete circuit on two matched 40-pin IC's. Has algebraic key sequence, constant multiplier/divisor, floating decimal, overflow display, leading zero suppression accessible memory. With specs.

**DUAL IN-LINE IC'S**  
 Made in U.S. These IC's are guaranteed against defects. With diagram. Shpg. wt. 1/4 lb.

**LOW AS 29c**

Type 7400 Quad 2-input NAND Gate. High speed, diode-clamped inputs.  
 TR-431. Reg. 69c Sale 29c  
 Type 7402 Quad 2-input NOR Gate. Low noise. Propagation delay 12 ns  
 TR-432. Reg. 69c Sale 29c  
 Type 7404 Hex Inverter. Low noise, low power dissipation.  
 TR-433. Reg. 79c Sale 29c  
 Type 7410 Triple 3-input NAND Gate. Low output impedance, diode-clamped inputs.  
 TR-434. Reg. 69c Sale 29c

**Rechargeable Battery With Charger** **4.99**  
 6 VDC alkaline rated @ 5 amp/hr. Max current 1.25 amp. Eveready. Reg. #565 4 lbs. 9.98 BA-307. Sale 4.99

**500-ft. Hook-Up Wire** Reg. 2.98 **1.69**  
 For almost any type of printed circuit or wiring project. 2 lbs. WW-579. Sale 1.69

**12-Digit IC Calculator Chip** **1.59**  
 40-pin DIP single CAL Tech #GT-5001-7 seg de-coded display output. Overflow lock-out. Specs incl. 5.98 XM-330. Sale 1.59

**50-Pc. 1 Amp Diode Kit** **69c**  
 Polarity is unmarked but easily identified with ohm meter. 200 PIV rated. 1/2 lb. REG. 1.69 DI-051. Sale 69c

**Power Rectifier Kit** **60c**  
 # Pkg. of 3 Reg. 1.00 Asst. 6-12 amps. Up to 50 PIV. Stud mount. Untested. 1/4 lb.

**Cadmium Photocell** **59c**  
 TR-091 Pkg. of 2  
 200 ohms - 1 meg. Sen. 500-600 Angstroms. VDC. 150 Max. 75 mW. 1" leads. 1/4 lb.

**NOW IS THE TIME TO BUY! SPECIAL WAREHOUSE PRICES NOW ON ALL THESE ITEMS**

7 amp power transistor SI NPN similar to SK-3054 90V 90 W **1.49**  
 20 diodes 1A 50 pin epoxy **1.00**  
 5 volt 1 amp regulator **1.20**  
 Zener diode Motorola HEP 103 1 watt 6.2 volts **1.00**  
 25 Sylvania heat sinks for transistors **1.00**  
 250 asstd. solder lugs best types and sizes **2.49**  
 Color convergence assay universal type. - good most sets **3 for 1.95**  
 Color TV rectifier - Used in most color sets 6500 KV **1.89**  
 2 colorburst quartz crystal for most color TV sets 35 79 545 KC **1.00**  
 10 asst. diode crystals IN34 - IN48 - IN60 - IN64 etc **1.00**

**SILICON POWER RECTIFIERS**

PRV	1A	3A	12A	50A
100	.06	.14	.30	.80
200	.07	.20	.35	1.15
400	.09	.25	.50	1.40
600	.11	.30	.70	1.80
800	.15	.35	.90	2.30
1000	.20	.45	1.10	2.75

**LINEAR OP AMPS**

LM 733CN	.45
LM 739H	.29
LM 739N	.29
LM 710N	.79
LM 711N	.39
LM 723N	.55
LM 723H	.55

**TRIACS**

PRV	1A	10A	25A
100	.40	.70	1.30
200	.70	1.10	1.75
400	1.10	1.60	2.60
600	1.70	2.30	3.00

**RCA**

CA-3C13	1.70
CA-3C23	2.15
CA-3C55	2.25
CA-3039	1.35
CA-3C46	1.15
CA-3059	2.46
CA-3C60	2.80
CA-3080	.85
CA-3083	1.60
CA-3086	.59
CA-3089	3.25
CA-3891	8.25
CA-3123	1.85
CA-3600	2.75

**SCRs**

PRV	1.5A	6A	35A
100	.40	.50	1.20
200	.60	.70	1.60
400	1.00	1.20	2.20
600	-	-	3.00

**TR-195** **149**  
**7 AMP POWER TRANSISTOR**  
 Si NPN Similar to SK-3054 90V 90W

**Capacitors**

**50c** Pkg. of 10 1 mfd. @ 600V. Leads fit PC board. CD-413 3/4 x 3/4 x 7/16"

**60c** Pkg. of 2 50 mfd. @ 100V electrolytic. Insulated with full length leads.

**50c** Pkg. of 10 .047 mfd. @ 100V. 3/8 x 5/8 x 3/16"

**LM 309K** **119**  
 TO-3 Case. 1 Amp 5V DC Voltage Regulator. Brand New By National.

**HIGH POWER SCRs**

PRV	100 AMPS
50	2.25
100	2.99
200	3.95
400	5.95
600	7.95
800	8.98
1000	10.95

**5 AMP GLASS AMP SILICON RECTIFIER**

AS LOW AS **22c**

**SILICON POWER STUD. RECTIFIERS**

PIV	12A	55A
50	.29	.69
100	.36	.89
200	.45	1.25
400	.61	1.49
600	.79	1.80
800	.90	2.30
1000	1.15	2.75

**ME-205** **90c**  
**Mini C-200 µA Meter**  
 Edge Type Mounting  
 For tuning meter in compact portable equipment. Two color scales 1 1/2 x 1/2 x 1 1/4 lb.

**ME-204** **90c**  
**Mini C-150 µA Meter**  
 Two Color Scales  
 Dual scale registers -10 to +3 for tuning meter applications. 1 x 1 x 1 1/4 lb.

**ME-203** **100**  
**Mini 100-0-100 µA Meter**  
 For Easy Panel Mounting  
 NO current needed position 18 ohms internal resistance. For VU centered and indicates polarity by direction of movement. 1 x 1 x 1/2" Meter forecase: 1/2 x 1/2 x 1/2" Standard 100 µA range 1/4 lb.

**ME-182** **100**  
**0-1 mA Panel Meter**  
 100 ohms/volt sensitivity. 18k ohms internal resistance. For VU centered and indicates polarity by direction of movement. 1 x 1 x 1/2" Meter forecase: 1/2 x 1/2 x 1/2" Standard 100 µA range 1/4 lb.

**ME-201** **110**  
**Tuning Meter**  
 # 100-0-100 mA  
 Can read FM or AM signals. Use as strength or tuning meter. 1 1/4 x 1 1/4 x 1/2" 1 lb.

**Free**  
 Next 7 Issues of Olson Catalog  
 CB Catalog with Dealer Prices

Olson electronics Dept. 18 260 S. Forge St. Akron, Ohio 44327

Name \_\_\_\_\_  
 Address \_\_\_\_\_  
 City \_\_\_\_\_ State \_\_\_\_\_  
 Zip \_\_\_\_\_

# ELECTRONICS MARKET PLACE

**NON-DISPLAY CLASSIFIED: COMMERCIAL RATE:** For firms or individuals offering commercial products or services, \$1.80 per word (including name and address). Minimum order \$27.00. Payment must accompany copy except when ads are placed by accredited advertising agencies. Frequency discount: 5% to 6 months; 10% for 12 months paid in advance. **READER RATE:** For individuals with a personal item to buy or sell, \$1.10 per word (including name and address.) No minimum! Payment must accompany copy. **DISPLAY CLASSIFIED:** 1" by 1 column (2-1/4" wide), \$215.00. 2" by 1 column, \$430.00. 3" by 1 column, \$645.00. Advertiser to supply cuts. For frequency rates, please inquire.

**GENERAL INFORMATION:** First word in all ads set in bold caps at no extra charge. All copy subject to publisher's approval. All advertisers using Post Office Boxes in their addresses **MUST** supply publisher with permanent address and telephone number before ad can be run. Advertisements will not be published which advertise or promote the use of devices for the surreptitious interception of communications. Closing Date: 1st of the 2nd month preceding cover date (for example, March issue closes January 1st. Send order and remittance to **POPULAR ELECTRONICS**, One Park Avenue, New York, New York 10016. Attention: Hal Cymes.

## FOR SALE

FREE! Bargain Catalog—I.C.'s, LED's, readouts, fiber optics, calculators parts & kits, semiconductors, parts. Poly Paks, Box 942PE, Lynnfield, Mass. 01940.

GOVERNMENT Surplus Receivers, Transmitters, Sniperscopes, Radios, Parts, Picture Catalog 25 cents. Meshna, Nahant, Mass. 01908.

LOWEST Prices Electronic Parts. Confidential Catalog Free. KNAPP, 3174 8th Ave. S.W., Largo, Fla. 33540.

ELECTRONIC PARTS, semiconductors, kits. FREE FLYER. Large catalog \$1.00 deposit. BIGELOW ELECTRONICS, Bluffton, Ohio 45817.

RADIO—T.V. Tubes—36 cents each. Send for free catalog. Cornell, 4213 University, San Diego, Calif. 92105.

AMATEUR SCIENTISTS, Electronics Experimenters, Science Fair Students... Construction plans—Complete, including drawings, schematics, parts list with prices and sources... Robot Man — Psychedelic shows — Lasers — Emotion/Lie Detector — Touch Tone Dial — Quadraphonic Adapter — Transistorized Ignition — Burglar Alarm — Sound Meter... over 60 items. Send 50 cents coin (no stamps) for complete catalog. Technical Writers Group, Box 5994, University Station, Raleigh, N.C. 27607.

METERS—Surplus, new used, panel or portable. Send for list. Hanchett, Box 5577, Riverside, CA 92507.

MECHANICAL, ELECTRONIC devices catalog 10 cents. Greatest Values — Lowest Prices. Fertik's, 5249 "D", Philadelphia, Pa. 19120.

SOUND SYNTHESIZER KITS—Surf \$12.95, Wind \$12.95, Wind Chimes \$17.95, Electronic Songbird \$6.95, Musical Accessories, many more. Catalog free. PAIA Electronics, Box J14359, Oklahoma City, OK 73114.

BUGGED??? New locator finds them fast. Write. Clifton, 11500-L N.W. 7th Avenue, Miami, Florida 33168.

**DISCOUNT PRICES**  
**B&K, SENCORE, LEADER, RCA**  
**EICO, FLUKE, HICKOK, and SIMPSON**  
**Test Equipment**  
 ICC/ServiceMaster, RCA and Raytheon Tubes  
 Complete line of electronic supplies  
**Free Catalog**  
**FORDHAM RADIO SUPPLY CO., INC.**  
 558 Morris Ave. • Bronx, N.Y. 10451

FREE CATALOG. Parts, circuit boards for POPULAR ELECTRONICS projects. PAIA Electronics, Box C14359, Oklahoma City, OK 73114.

YOU WILL SAVE BIG MONEY! Surplus, Clearouts, Bankruptcy, Inventory, Deals. Catalog \$1 (redeemable). ETCOA Electronics, Box 741, Montreal, H3C 2V2, U.S. Inquiries.

TELEPHONE "BUGGED"? Countermeasures Brochure \$1.00. Negey, Drawer 547, Pennsboro, W. VA 26415.

HEAR POLICE/FIRE Dispatchers! Catalog shows exclusive directories of "confidential" channels, receivers. Send 10 cent stamp. Communications, Box 56-PE, Commack, N.Y. 11725.

CONVERT any television to sensitive, big-screen oscilloscope. Only minor changes required. No electronic experience necessary. Illustrated plans. \$2.00. Sanders, Dept. A-33, Box 92102, Houston, Texas 77010.

CD IGNITIONS, VHF/UHF monitors, crystals, CB radios. Southland, Box 3591-B, Baytown, Texas 77520.

ALPHA/THETA BRAINWAVE biofeedback instruments. Analog instruments from \$125; digital processing systems from \$225. BioScan, Box 14168-E, Houston, Texas 77021.

SURPRISE! Build inexpensively, the most Unusual Test Instruments, Futuristic Gadgets using Numerical Readouts! Catalogue Free! GBS, Box 100A, Green Bank, West Virginia 24944.

LEARN DESIGN TECHNIQUES. Electronics Design Newsletter. Digital, linear construction projects, design theory and procedures. Annual subscription \$6.00, sample copy \$1.00. Valley West, Box 2119-B, Sunnyvale, California 94087.

TELEPHONES UNLIMITED, equipment, supplies. Catalog 50 cents. Box 1654E, Costa Mesa, Calif. 92626.

DIGITAL ELECTRONICS! Highly effective course brings immediate results. \$10.00. Satisfaction or \$11.00 refunded! Plans, Projects, Free Literature. DYNASIGN, Box 60A7, Wayland, Mass. 01778.

UNSCRAMBLERS Fits any scanner or monitor, easily adjusts to all scrambled frequencies. Only 4" square \$29.95, fully guaranteed. Dealer inquiries welcomed. PDQ Electronics, Box 841, North Little Rock, Arkansas 72115.

ELECTRONIC parts, low prices, free flyer: DARTEK ELECTRONICS, Box 2460, Dartmouth, Nova Scotia, Canada. U.S. Inquiries.

SURPRISE! SURPRISE! Digital Piano Tuning Device tunes musical instruments Accurately! Perfectly! Inexpensively! Construction-Instruction-Plans Complete \$12.95 Armairled Postpaid! Moonlighting quickly repays \$40 electronics investment! GBS, Box 100P, Green Bank, West Virginia 24944.

PYROTECHNICAL chemicals, casings, fuse, tools, literature, supplies. Catalog-\$1.00, with samples — \$2.00. Westech, Logan, Utah 84321.

RECONDITIONED Test Equipment. \$0.50 for catalog. Walter, 2697 Nickel, San Pablo, CA 94806.


FREE giant bargain electronic catalog listing thousands of components, tubes, transistors, IC's, kits, test equipment. EDLIE'S, 2700-PJ Hempstead Tpke., Levittown, N.Y. 11756.

CARBON FILM RESISTORS. Brand new as low as 2-1/4 cents. FREE samples and specifications. COMPONENTS CENTER—PE, Box 134, New York, NY 10038.

ALPHA BRAINWAVE MONITOR—New from EICO. Model BW300 Kit, \$34.95; Wired, \$59.95 Postpaid. Send check or money order. M&K Electronic Corp., 135-33 Northern Blvd., Flushing, N.Y. 11354.


*wanted* **Citizens Band**  
**DEALER-DISTRIBUTORS**  
 Send this ad with Letterhead to:  
**PAL ELECTRONICS CO.**  
 2962 W. WELDON - PHOENIX, ARIZ. 85017

FOR A New Electronic Experience, learn to control your brainwaves. Aquarius Electronics, Box 962E, Albion, CA 95410.


**AUDIO PROGRAM CONTROL CENTER**  
  
**\$14.95 PPD. USA**  
 10 inputs, 4 outputs. Switch TV, Short-Wave, Ham, FM to Stereo Amplifier & Recorder. Listen & Record.  
**POWERCOM CORPORATION**  
 Box 454 Dept 4 Troy, N.Y. USA 12181


**GODBOUT**  
 BILL GODBOUT ELECTRONICS  
 BOX 2355, OAKLAND AIRPORT, CA 94614  
**LOOKING FOR GIFTS?**  
**SON-OF-A-CHEAP CLOCK**  
 WE HAVE A SUCCESSOR TO OUR POPULAR CHEAP CLOCK KIT, WITH MORE FEATURES:  
**BIGGER DIGITS** - Give your eyes a break with our 3/10" displays  
**BRIGHTER DIGITS** - Segment and driver transistors for digits  
**MORE RELIABLE DIGITS**-Sockets incl. for IC and all 6 readouts  
**...AND NOT JUST THE DIGITS:** We give all the parts you need to make a working clock, including PC board, transformer, all components. You supply the case & hardware. 12/24 hr, 50/60 Hz.  
**CLOCK KIT: \$14.50**  
**"ELECTRONIC PROJECTS FOR MUSICIANS" by Craig Anderton**  
 AN IDEAL BOOK FOR PEOPLE INTO MUSICAL ELECTRONICS: Contains 4 chapters on practical electronics, so that even beginners can create working devices. Then gives information on 19 musical projects suitable for any level of experience (preamp, ring modulator, mixer, tone controls, etc.). Forward by Joe Walsh; also includes recording of project sounds. \$6.95 + postage  
 FLYER: Circle the reader service number below for our NEW FLYER. Kits, components, tools--- everything for the electronics hobbyist.  
 TERMS: Orders under \$10 add 50%. No COD. Cal res add tax. For Mastercharge or BankAmericard, call (415) 357-7007, 24 hours.  
 CIRCLE NO. 29 ON FREE INFORMATION CARD


**GOV'T SURPLUS**  
**Electronic "Super-Buys"**


**115-VAC, 6-DIGIT COUNTER**  
 ● (ITEM #21-960) - Hundreds of uses. Counts 1 for each pulse. Capable of 600 pulses per minute. Use with any contactor. 115-volt. 60-cycle coil. 3-3/4" x 2-1/2" x 1-1/2". (2 lbs.)  
  
**\$4.97**

**24-VDC, 6-DIGIT COUNTER \$3.97 (8 oz.)**  
 ● (ITEM #21-1019) - Useful for same type applications as above unit. Operates on 24-VDC 3-1/8" x 1 5/8" x 1 1/2".

**MOTOR DRIVEN COUNTING UNIT**  
 ● (ITEM #1-984) - Sophisticated control unit. Can be used to switch three ccts. in sequence, add action to electrical signs, can operate as a counter. Operates on 115-VAC. Has three 24-VDC solenoids, AC motor, number wheels, clutches, gears contacts, etc. 7" x 7" x 4".  
  
**\$3.97 (5 lbs.)**

**HIGH VOLTAGE SPARK UNIT**  
 ● (ITEM #15-958) - Use for many spectacular experiments in electronics, physics, chemistry. 30,000 VAC output from 115-VAC. Fast, intense spark jumps 1/2" to 3/4". 6" x 4" x 3". (6 lbs.)  
  
**\$5.29**

**CHOPPED LIGHT, MICRO-PHOTOCCELL DEVICE**  
 ● (ITEM #22-1030) - Reflective blades driven by 30 RPM. 115-VAC synch. motor past micro photocell 720 times per min. Chopped signal can be used to trigger other devices. Contains thermistor. 4" x 4" x 3".  
  
**\$4.71 (2 lbs.)**

**SOUND OPERATED SWITCHING MODULE**  
 ● (ITEM #11-1256) - Sound into crystal mike and amplifier triggers SCR (GEC10601). Make sound controlled relays to open doors, energize actuators, alarms, etc. Operates on 6-VDC. 3" x 1" x 1" (4 oz.) ALL ITEMS F.O.B. LINCOLN  
  
**\$1.49**  
 SEND 25-CENTS (coin or stamps) FOR BARGAIN CATALOGS

**SURPLUS CENTER PE-125** Lincoln, Nebraska Zip Code 68501

# LIVE IN THE WORLD OF TOMORROW... TODAY!

And our FREE 164 PAGE CATALOG is packed with exciting and unusual values in electronic, hobby and science items — plus 4,500 finds for fun, study or profit... for every member of the family.

## A BETTER LIFE STARTS HERE

### NASA-CHOSEN FOR APOLLO/SOYUZ

157 mi. out in space, the Astronauts used this super 20X60 binocular (modified) to view Earth! Our biggest, most powerful for distance. Far-off objects come in big, clear & sharp to the edge through big 60mm objective lenses: 173-ft. field of view at 1000 yds. Relative brightness, 9.0. Fully coated optics: 20X spcl design eye lenses. Coated BK-7 Porro prism. Extra long All-American style with fold-down rubber eyecups. Includes case & straps.



No. 1556AV... (9 1/4" x 8 1/2"; 47.5 oz.) ..... \$99.95 Ppd.

### WORLD'S LARGEST SOLAR CELL...

and the most powerful silicon. Cheapest dollar per watt! New 4" dia. giant can put out 1 full watt of electricity, over 2 amps of current at .45v. Exposed to light, produces about the same voltage between its 2 terminals; when a lead is connected between them, voltage diff. causes current flow. Operating range: .65 to .125 C. Rates at 100mW/cm<sup>2</sup> light intensity at .45V.



No. 42,314AV... (TAB LEADS) ..... \$29.95 Ppd.  
 ONE AMP 1/2W 3" DIA. CELL  
 No. 42,270AV ..... \$19.95 Ppd.

### BUILD THIS COMPUTER, SAVE \$27

Assembled, our amazing electronic digital computer is \$45. New kit lets you build it for almost 1/3 that! Easy to program, fun to operate, solve problems, play games, try to outwit it. Program it, give it problems, get results from electronic readout. Quickly learn "what makes a computer tick," how to program, soon program w/ your problems, data. 14x15" unit has 3 movable registers, patch cords & plugs; 2 manuals, cards, dice. Req. 3 AA batts., soldering.



No. 72,105AV... (HI-IMPACT PLASTIC) ..... \$17.95 Ppd.


### SUPER POWER FOR ANY RADIO

New antenna assist turns a tiny transistor into a tiger, has pulled in stations up to 1000+ miles away! Just set beside radio (no wires, clips, grounding) and fine-tune Select-A-Tenna's dial to same frequency "gangbusters"! Great for clearing weak signals in radio depressed areas, off-coast islands, crowded frequency stations. Solid state—uses no electricity, batts., tubes.



Stock No. 72,095AV ..... \$15.95 Ppd.  
 ULTRA SELECT-A-TENNA  
 No. 72,147AV (\*OVER 1000 MI.) ..... \$22.95 Ppd.

WHEN YOU COME TO PHILADELPHIA BE SURE TO SEE  
**FREE BICENTENNIAL LIGHT SHOW**  
 IN BARRINGTON, N. J. ONLY 10 MINUTES AWAY AT  
**EDMUND FACTORY STORE**




### ELECTRONIC WEATHER STATION

Cluster of precision instruments registers up-to-the-minute weather conditions on one convenient handsome walnut and brass console. Easily installed roof transmitter comes w/ lead-in cord—measures wind direction & speeds up to 100 mph; thermometer & hygrometer register indoor temperature & relative humidity. It all happens on a compact, super deluxe console that can be mounted or hung directly on a wall. Req. B batt. FREE 372-pg. Daily Weather Log.

No. 80,218AV... (\*17" x 12" x 3") ..... \$215.00 Ppd.

### NEW! COMPLETE "KIRLIAN" LAB

Self-contained! Super sensitive! Variable energy controls! All the most wanted electrophotography features in one compact unit to take B & W, color pix. without camera or lens. Terrific value! Includes: classic ringing oscillator circuit; glass covered electrode w/ optimum dielectric isolation (sensitivity/safety); timing adjust. to assure quality pix. more! AC & 12v DC.



No. 72,106AV... (8" x 10" x 4") ..... \$145.00 Ppd.  
 PRO MODEL... No. 72,053AV ..... \$399.00 Ppd.  
 "STARTER'S" KIT... No. 71,938AV ..... \$ 49.95 Ppd.

### AN ALPHA MONITOR FOR \$34.95?



Yes, because you build it! Use your ability to tune in your brainwaves, an aid to relaxation, concentration. Kit incs. everything you need (except 9v trans. batt.) to own a portable self-cont. BIOFEEDBACK unit for a pittance: steth. earphones, electrode headband, solid-state circuitry; 5 microvolt sensitivity, more! Compl. assembly instructions & op. manual. With basic electronics knowledge, you can do it!

No. 61,069AV... (KIT) ..... \$34.95 Ppd.  
 No. 71,809AV... (FULLY ASSEMBLED) ..... \$55.00 Ppd.

### WHICH ARE YOUR CRITICAL DAYS?



Can Bio-rhythm tell you? We're not sure, but we're told that vast mood shifts are caused by your body's Internal Time Clock whose rhythms can be charted ahead to possibly warn you of "critical" days. Some are great, some blah. Maybe it's your physical, emotional & intellectual rhythms converging at the right or wrong time. Compute your cycles with our Bio-rhythm kit and judge for yourself. Incis Charting kit, metal Dialgraph Calc., instrs.

Stock No. 71,949AV ..... \$14.50 Ppd.  
 1 YR. PERSONALIZED REPORT BY COMPUTER  
 Stock No. 19,200AV... (send Birthdate) ..... \$15.95 Ppd.

### QUALITY DETECTOR UNDER \$40



New Edmund-developed, fully transistorized BFO unit capable of locating quarter at 18" — powerful 6-trans. oscillator-amplifier circuit. Easily compares to others priced 50% higher! Aluminum pole and housing—not plastic! 6" waterproof search coil (Faraday shielded to elim. outside interference); long 50-hr. battery (9V) life; powerful 2" speaker; 1-knob on-off tune control. Perfect balance; lightweight (2 lbs.). Great buy!

Stock No. 80,222 AV ..... \$39.95 Ppd.



## MAIL COUPON FOR GIANT FREE CATALOG!

164 PAGES • MORE THAN 4500 UNUSUAL BARGAINS

Completely new 1976 edition. New items, categories, illustrations. Dozens of electrical and electromagnetic parts, accessories. Enormous selection of Astronomical Telescopes. Unique lighting and ecological items. Microscopes. Binoculars. Magnifiers, Magnets, Lenses, Prisms. Hard-to-get-surplus bargains. Ingenious scientific tools. 1000's of components.

EDMUND SCIENTIFIC CO.  
 300 Edscorp Building, Barrington, N. J. 08007  
 Please rush Free Giant Catalog "AV"

Name \_\_\_\_\_  
 Address \_\_\_\_\_  
 City \_\_\_\_\_ State \_\_\_\_\_ Zip \_\_\_\_\_



## COMPLETE & MAIL WITH CHECK OR M.O

EDMUND SCIENTIFIC CO. 300 Edscorp Building, Barrington, N.J. 08007

How Many Stock No.	Description	Price Each	Total
<input type="checkbox"/>	PLEASE SEND GIANT FREE CATALOG "AV"		
<input type="checkbox"/>	Charge my BankAmericard		
<input type="checkbox"/>	Charge my Master Charge		
Add Handling Chg.: \$1.00, Orders Under \$5.00, 50¢, Orders Over \$5.00			
Interbank No. _____	I enclose <input type="checkbox"/> check <input type="checkbox"/> money order for TOTAL \$ _____		
My Card No. Is _____	Signature _____		
Card Expiration Date _____	Name _____		
30-DAY MONEY-BACK GUARANTEE. You must be satisfied or return any purchase in 30 days for full refund. *\$15.00 minimum			
Address _____	City _____ State _____ Zip _____		











### DIGITAL CLOCK KIT

This clock is housed in a satin gold aluminum case and features 12 or 24 hour readout formats. Its size is 4.7 x 2.2 inches. The kit includes all parts including 6 large 33 ohm led readouts, line cord transformer and complete detailed instructions. Makes a great gift!

\$24.95

Ramsey Electronics P.O. Box 4072 Rochester, NY 14610 (716) 271-6487

SONAR VHF FM Business Radio. Pagers. Scanners. Amateur. Marine. L.C. McCann Co., Oley, PA 19547



### MICRO MINI MIKE WIRELESS

Among world's smallest. Improved solid state design. Picks up and transmits most sounds without wires thru FM radio up to 300 ft. Use as mike, music amp, baby sitter, burglar alarm, hot line, etc. For fun, home and business. Batti incl. Money back guar. B/A/M/C card. COD ok. Only \$14.95 plus 50¢ Post and hdlg. AMC SALES, Dept. Box 9228, Downey, Ca. 90241.

Size 2 1/4 x 3/8 x 1 1/2

### SOLID STATE & HOBBY CIRCUITS MANUAL

\$1.95 postpaid to your door. The new manual offers over 400 pages of circuits for the hobbyist, engineer, experimenter and do-it-yourself kit builder. HURRY—Supply limited. Free catalog. Frazer & Associates, Dept. PE, 1888 Century Park East Suite 10, Century City, Calif. 90067.

ALTAIR 8800 EXPERIMENTERS — Wirewrap board plugs directly into Altair computer. Includes regulator, heatsink, filtering, decoupling, gold edge contacts. Capacity of over 70 wirewrap sockets (not included). Postpaid \$60 Cromemco, 26655 Laurel, Los Altos, CA 94022.

CITIZENS BAND Superdesigned Accessories Lab Sweep/Function Generators Free Catalog Minitron Box 184, Anoka, Minn. 55303.

OPERATE THREE PHASE Motors on Single Phase Service without expensive converters or rewinding Plans. \$5.50. Flying Dutchman, PE, Box 11304, Portland, Oregon 97211.

23 CH. 5 Wts. CB'S LOW AS \$75.00



23 CH. 5 Wts. Suggested Retail \$159.95

1-4 \$99.50 ea 10-99 \$89.50 ea  
5-10 \$94.50 ea 100 & up \$75.00 ea  
Antenna also available. 24 Hr. Delivery with Certified Check or Money Order. Master Charge accepted. Add sales tax if applicable.  
P.O. Box 11033 Denver, CO 80211  
(303) 433-8467

### CRYSTAL IMPORTS

REGULATED Power Supply 5V 4A, -9V 2A. \$44.95 postpaid. Guaranteed. Free specs available. Mullers, Rt. 4 Box 371, Auburn, Maine 04210.

MEMORY-2102-1K Static RAM, \$2.75. Quantity discount, computer components, digital clock kits. Send for free list. Digtex, 2603 West Davis, Dallas, Texas 75211.

### ALTAIR OWNERS

- A/D D/A Board \$135 kit \$175 assembled
- 8 analog inputs, 1 output (2 optional)
- plugs directly into Altair motherboard
- run plotters, CRT displays, chart recorders
- inputs accept many types of analog sensors
- free driving software with board

### POLYMORPHIC SYSTEMS

P.O. Box 2207 Goleta, Calif. 93018

JAPANESE TRANSISTORS, all transistors original factory made. Free catalog. West Pacific Electronics, P.O. Box 25837, W. Los Angeles, CA 90025

### TUBES

RADIO & TV Tubes—36 cents each. Send for free Catalog. Cornell, 4213 University, San Diego, Calif. 92105.

TUBES receiving, factory boxed, low prices, free price list. Transleteronic, Inc., 1365 39th Street, Brooklyn, N.Y. 11218A, Telephone 212-633-2800

TUBES "Oldies", latest. Lists free. Steinmetz, 7519 Maplewood, Hammond, Indiana 46324

CASH PAID FOR OLD TUBES AND AMPLIFIERS. RCA45, RCA50, WE300B, WE350B, MACINTOSH MC20, MC22, MC275, MARANTZ 7, Contact M. Takabe, Room 1816, 303 Fifth Ave., NYC 10016.

### BURGLAR ALARMS

BURGLAR ALARM dialing unit automatically calls police. \$29.95 Free literature. S&S Systems, Box 12375C, North Kansas City, MO 64116.

PRESSURE sensitive miniature cable for burglar alarm systems. Place under carpet in any contour for intrusion detection or secret switching. \$4.95 for twenty feet. Cable Switch Corp., Box 72-PE, West Long Branch, NJ 07764.

AUTOMOBILE BURGLAR ALARM!! Build Your Own. Works Like a Computer. No Hidden Key Needed \$1.50. StaySafe, Box 201, Federalsburg, Maryland 21632

BURGLAR-FIRE alarm supplies and information. Free catalog. Protecto Alarm Sales, Box 357-G, Birch Run, Michigan 48415.

### CALCULATORS

TEXAS INSTRUMENTS CALCULATORS DISCOUNT HOT LINE Toll Free (800) 638-8906. Phone us long distance free for the low discount price on the Texas Instruments Calculator of your choice. SR-50A, SR-51A, SR-16, TI-2500 II, TI-1500, TI-2500, TI-2550, TI-5050. All of the great new Texas Instruments models. Capital Calculator Company, 701 East Gude Drive, Rockville, Maryland 20850. The discount super market for top brand name calculators. Mail and phone orders accepted. BankAmericard and Master Charge accepted.

HP-45 OWNERS—Use calculator as electronic stopwatch. No modifications. Details \$2.00 and S.A.S.E. Caltimer, P.O. Box 3117, Napa, CA 94558

### GOVERNMENT SURPLUS

GOVERNMENT Surplus. How and Where to Buy in Your Area. Send \$2.00. Surplus 30177-PE Headquarters Bldg., Washington, D.C. 20014.

MANUALS for Govt Surplus radios, test sets, scopes. List 50 cents (coin). Books, 7218 Roanne Drive, Washington, D.C. 20021.

## DECEMBER SPECIALS

TTL  
7442 \$.59  
7447 .69  
7489 1.99  
74153 .69  
74193 .99

MEMORIES  
1702A \$14.95  
2101 2.95  
2102-1 3.25  
2102-2 3.25  
5203 12.95  
5260 .99  
5261 .99  
5262 2.95

### 9 DIGIT LED DISPLAY FNA 37

On multiplexed substrate, comm. cathode compatible with all 8 digit calculator chips, 7 segment right hand decimal, red with clear magnifying lens, .12" character, 1 to 4 MA, 1.8 typ 2 3/8" x 3/4" x 1/16" high \$3.95

NINE DIGIT SPERRY GAS DISCHARGE DISPLAY  
SP-425-09 1.25" x 3" overall — .25" digits — connects to 18 led edge connector — hi voltage — prime quality \$1.49

DVM CHIP 4 1/2 DIGIT  
MM5330 — P channel device provides all logic for 4 1/2 digit digital volt meter 16 pin DIP with data \$14.95

LINEAR  
324 \$1.19  
380-8 1.09  
565 1.49  
739 .89  
75491 .59

CLOCK CIRCUITS  
5311 \$3.95  
5312 2.95  
5314 3.95

CALCULATOR CHIPS  
5001 \$1.49  
5002 2.98  
5005 1.49

Table with 2 columns: Part Number, Price. Includes TTL, MEMORIES, and LINEAR CIRCUITS sections.

5% OFF ON ORDERS OVER \$50.00  
10% OFF ON ORDERS OVER \$100.00  
15% OFF ON ORDERS OVER \$250.00

### LINEAR CIRCUITS

Table with 2 columns: Part Number, Price. Lists various linear circuit components like Op Amps, Regulators, etc.

### MEMORIES

Table with 2 columns: Part Number, Price. Lists RAM MOS, RAM ROM, ROM TTL, Programmable ROM, RAM In-state.

### CALCULATOR & CLOCK CHIPS

Table with 2 columns: Part Number, Price. Lists various calculator and clock chips.

### LED'S

Table with 2 columns: Part Number, Price. Lists various LED components like Red To 18, Axial leads, etc.

### CMOS

Table with 2 columns: Part Number, Price. Lists various CMOS components like 4015A, 4016A, etc.

Satisfaction guaranteed. Shipment will be made via first class mail within 3 days from receipt of order. Add \$.50 to cover shipping and handling for orders under \$25.00. Minimum order \$5.00. California residents add sales tax.

INTERNATIONAL ELECTRONICS UNLIMITED  
P.O. BOX 1708/MONTEREY, CA. 93940 USA  
PHONE (408) 659-3171



# Poly Pak's

100'S OF BARRELS  
PURCHASED!



# SALE

## EXCLUSIVE 'BARREL'

THE BIGGEST INFLATION-FIGHTING VALUE EVER! TEST 'EM YOURSELF 'N SAVE!

Every kit carries money back guarantee.

Your choice  
of any kit  
**\$7.98**

For the first time anywhere, Poly Pak merchandisers introduce a new way in buying the economical way. Raw the "good ole days"? They're back throughout the United States buy runs in barrels. Poly Pak, their over-the same. Therefore you are getting the same type of material as the RE-TESTERS DO!

**BARREL KIT #1**  
5N7400 DIP IC'S  
**75 for \$1.98**

Marked 14 and/or with 16 pin dips, may include gates, registers, flip flops, counters. Who knows! GUARANTEED SATISFACTION!  
Cat. No. 92CU2415

**BARREL KIT #2**  
POWER OP AMPS, DIPS  
**75 for \$1.98**

May include 709's, 741's, 703's, 680 series, 566 includes marked and unmarked. Cat. No. 92CU2416

**BARREL KIT #3**  
1N4148/914 SWITCHING DIODES  
**100 for \$1.98**

You never saw this before. Imagine famous switching diodes at these prices!  
Cat. No. 92CU2418

**BARREL KIT #4**  
"4000" RECTIFIERS  
**100 for \$1.98**

These are the famous micro miniature rectifiers of the 1N4000 series. May include 25, 50, 100, 200, 400, 600, 800 and 1000 voltages. Cat. No. 92CU2417

**BARREL KIT #5**  
SCRS, TRIACS, QUADRACS  
**40 for \$1.98**

All the famous plastic power tab type. Raw factory stock! All the 10 amp types.  
Cat. No. 92CU2419

**BARREL KIT #7**  
VOLUME CONTROL BONANZA!  
**40 for \$1.98**

Singles, duals, variety of values, styles, big ones — small ones. 92CU2421

**BARREL KIT #8**  
IF TRANSFORMERS  
**60 for \$1.98**

Amazing, includes 453ks, one antenna, who knows? From transistor radio manufacturers. No. 92CU2422

**BARREL KIT #10**  
ROMS-REGISTERS  
**50 for \$1.98**

28 to 40 pin devices, marked, internal factory numbers, etc. No. 92CU2424

**BARREL KIT #11**  
POWER TAB TRANSISTORS  
**40 for \$1.98**

NPN, plastic TO220 type. Assorted 2N numbers.  
Cat. No. 92CU2425

**BARREL KIT #12**  
POWER TAB TRANSISTORS  
**40 for \$1.98**

NPN, plastic TO220 type. Assorted 2N numbers.  
Cat. No. 92CU2426

**BARREL KIT #13**  
RESISTOR NETWORKS  
**40 for \$1.98**

By Corning Glass, in 14-pin dip paks. 92CU2427

**BARREL KIT #14**  
PRECISION RESISTORS  
**200 for \$1.98**

Marked and unmarked 1/4, 1/2, 2 watts. No. 92CU2428

**BARREL KIT #15**  
MOSFET TRANSISTORS  
**60 for \$1.98**

All 4 leaders TO-18 case, includes QUP transistors. Cat. No. 92CU2429

**BARREL KIT #16**  
DISC CAPACITORS  
**200 for \$1.98**

Marked and unmarked. Red case type asst. values.  
Cat. No. 92CU2430

**BARREL KIT #17**  
LINEAR & 7400 DIPS  
**100 for \$1.98**

Marked and unmarked, internal numbers of raw factory stock. No. 92CU2431

**BARREL KIT #18**  
ZENER-RECTIFIER MIX  
**100 for \$1.98**

Subminiature, DOT's, includes asst. zeners and rectifiers. It's mixed at the factory, we cannot separate. Cat. No. 92CU2432

**BARREL KIT #19**  
DIPEP MYLAR'S  
**60 for \$1.98**

Finest capacitors made, shiny finish. Imagine factories dumping 'em in barrels. Cat. No. 92CU2597

**BARREL KIT #20**  
LONG LEAD DISCS  
**100 for \$1.98**

Factory distributor stock "auction sale"! Prime, marked, only! Long leads. Cat. No. 92CU2598

**BARREL KIT #21**  
10-MIL 'LIGHT' WIRE  
**100 ft. \$1.98**

Fiber optics special! 10 mil dia., on reels. One running length! Lowest price! Optically perfect. With booklet. Cat. No. 92CU2599

**BARREL KIT #22**  
20-MIL 'LIGHT' WIRE  
**100 ft. \$1.98**

Fiber optical special! Most popular of all 20 mil dia., used for light pipes, wandas, displays, etc. With booklet. Optically perfect. 92CU2600

**BARREL KIT #23**  
"RTL" IC'S  
**75 for \$1.98**

All in TO-6 cases, brand new, may include 908, 911, 912, 913, etc. 92CU2601

**BARREL KIT #24**  
HIGH VOLTAGE RECTIFIERS  
**60 for \$1.98**

Up to 12,000 volts, 4 mils. epoxy, axial leads. Cat. No. 92CU2602

**BARREL KIT #25**  
METAL CAN TRANSISTORS  
**100 for \$1.98**

Includes TO-5, TO-18, TO-18, etc. assorted 2N numbers, unmarked etc.  
Cat. No. 92CU2603

**BARREL KIT #26**  
PLASTIC TRANSISTORS  
**100 for \$1.98**

Type TO-18 (TO-18), all manufacturers. Variety of 2N 2's. Cat. No. 92CU2604

**BARREL KIT #27**  
PREFORMED DISCS  
**100 for \$1.98**

Hi-10 mini shell inventory but be dumped 'em in barrels. Preformed, for PC use. Mixed values too!  
Cat. No. 92CU2605

**BARREL KIT #28**  
CERAMIC CAPACITORS  
**200 for \$1.98**

Not only do the barrels contain digibones, but factory dumped, Eric Central, modified types too!  
Cat. No. 92CU2606

**BARREL KIT #29**  
MINI Q CAPS  
**100 for \$1.98**

Every type of oil-impregnated caps, some worth \$2. But the "ole barrel" sale gives you the bargain-of-a-lifetime. 92CU2607

**BARREL KIT #30**  
PREFORMED RESISTORS  
**200 for \$1.98**

We got barrels of 1/4 and 1/2 watt, for PC use. You'll get even amount, 100 1/4, 100 1/2 watters. Cat. No. 92CU2608

**BARREL KIT #31**  
METALLIC RESISTORS  
**100 for \$1.98**

Made mostly by Corning, the finest resistor made. Mostly 1/2 watters, 1% to 5% tol., & a barrel of values. Cat. No. 92CU2609

**BARREL KIT #32**  
TRANSISTORS WITH A HOLE IN IT  
**50 for \$1.98**

Can't name factory but we bought barrels of 25 watters with mtg. hole in mid. die. PNP's and NPN's.

**BARREL KIT #34**  
TUBE SOCKETS  
**100 for \$1.98**

Good old tube sockets, still in demand! Barrels, and barrels: 4's, 5's, 7's, 8, 9, even computer types. Cat. No. 92CU2612

**BARREL KIT #35**  
NEON LAMPS  
**40 for \$1.98**

Famous NE-2's. All prime, but factory made millions and barrels 'em. Your old. 92CU2613

**BARREL KIT #36**  
GERMANIUM DIODES  
**200 for \$1.98**

Famous maker, popular item. Never grows old. But this is the way the RE-TESTERS buy 'em from the factories. 92CU2614

**BARREL KIT #37**  
"BULLET" RECTIFIERS  
**100 for \$1.98**

Famous style, asst. voltages, silicon, axial includes all types of voltages to 1KV. Cat. No. 92CU2615

**BARREL KIT #38**  
2 AMP RECTIFIERS  
**75 for \$1.98**

"CYLINDER" type, silicon. Mallory, includes all voltages up to 1KV. Axial leads. Cat. No. 92CU2616

**BARREL KIT #39**  
2N3055 HOBBY TRANSISTORS  
**15 for \$1.98**

From factory to you, these fallouts of the famous 2N3055. We have 10 barrels. Cat. No. 92CU2617

**BARREL KIT #40**  
2N3055 HOBBY TRANSISTORS  
**20 for \$1.98**

Popular germanium TO-3 case units, now available at "good ole barrel" prices. Cat. No. 92CU2618

**BARREL KIT #41**  
TO-6'S SCRS  
**30 for \$1.98**

IMAGINE! These popular TO-6's case (mini TO-3)'s, made up as barrel kit. Values to 600 volts. Silicon. Cat. No. 92CU2619

**BARREL KIT #42**  
100 FT. GLASS 4000 RECTIFIERS  
**\$1.98**

Just in! 1N4000 silicon rectifiers in epoxy, now in glass encased in barrel. Prices 50 to 1000v too! Cat. No. 92CU2620

**BARREL KIT #46**  
G.E. 3.5 WATT AMPLIFIERS  
**25 for \$1.98**

Hobby type, factory fallouts, we purchased them in barrels. These are unknowns. 92CU2624

**BARREL KIT #48**  
741 MINI DIP "BONANZA"  
**50 for \$1.98**

This is a barrel of 'em. This is a buyer's market. How many can we get tested. Cat. No. 92CU2626

**BARREL KIT #49**  
QUADSI QUADSI  
**50 for \$1.98**

Imagine 4 mirror op amps in one package. Why the factory barreled these we don't know. 92CU2627

**BARREL KIT #60**  
SIGNAL SILICON DIODES  
**200 for \$1.98**

Includes many, many types of switching, signal silicon types, all or lead. Some may be zeners. Cat. No. 92CU2628

**BARREL KIT #81**  
HOBBY OPTO COUPLERS  
**30 for \$1.98**

We have 1,000's unknown but the sensor or transmitter may be good, or both. WE DON'T KNOW! We don't know the types, 1500V isolation types. No. 92CU2629

**BARREL KIT #82**  
DISCS!  
**500 for \$1.98**

The bargain of a lifetime! First time ever offered by Poly Pak for the economy-minded bargain hunters.

**BARREL KIT #53**  
JUMBO RESISTOR PAK  
**100-pc. \$1.98**

No. 92CU2721 Assortment metal films, precision, carbon, metal oxide powers, from 1/2 watt to 7 watts. Color coded & marked. Worth \$10.

**BARREL KIT #54**  
3 DIGIT READOUTS  
**10 for \$1.98**

Bargain of a lifetime! All you need now you have "bicolor digit" types. Multi-reading. Cat. No. 92CU2722

**BARREL KIT #55**  
3 DIGIT READOUTS  
**15 for \$1.98**

National cleaned its warehouse, now we have barrels of NSN-33 type readouts. Cat. No. 92CU2723

**BARREL KIT #56**  
POWERS! POWERS!  
**100 for \$1.98**

Large distributor, cleaned his barrels of power resistors 3 to 7 watts. Cat. No. 92CU2724

**BARREL KIT #57**  
HI-POWER RECTIFIERS  
**15 for \$1.98**

50-Amp studs: 6, 12, 24, 48V. 100% material. Factory rectifier "line" rejects. Cat. No. 92CU2725

**BARREL KIT #58**  
SLIDE SWITCHES  
**30 for \$1.98**

All shapes, sizes, asst. dndt. momentaries, etc. Tremendous shob pak for 100's of switching projects. Cat. No. 92CU2726

**BARREL KIT #59**  
POWER TRANSISTORS  
**40 for \$1.98**

15 watt Bendix B-5000 pellet transistors, npn, all good, purchased from a pretester, have millions of 'em. Cat. No. 92CU2727

**BARREL KIT #62**  
MIXED IC'S  
**100 for \$1.98**

All shapes: 7400 Series, 8000, 9000, ROMS, RTL's, etc., linear of all kinds. What a mix! Have fun — Cat. No. 92CU2730

**BARREL KIT #60**  
DTL'S IC'S  
**75 for \$1.98**

This is prime barrel material. Who wants DTL's? 930, 936, 940's. Your gain is our loss. They're marked too. Cat. No. 92CU2728

**BARREL KIT #61**  
POLYSTYRENE CAPS  
**100 for \$1.98**

Finest caps made. As a rambler we bought 10 barrels from factory, mixed values; all good. Cat. No. 92CU2729

**BARREL KIT #64**  
6-DIGIT ARRAYS  
**20 for \$1.98**

Here's a bargain! This is a National "dummy" inflation is stopped here! Cat. No. 92CU2732

**BARREL KIT #65**  
MIXED READOUTS  
**30 for \$1.98**

Factory returns such numbers as MAN-4's, MAN-7's, MAN-3's, 11 barrels & no time to educate. You test — OK? 92CU2733

**BARREL KIT #67**  
2-WATT AMPLIFIERS  
**50 for \$1.98**

Buy from the barrel 'n save! LM-380 types in dip paks. Are they good? We don't want to find out. We got millions. Cat. No. 92CU2734

**BARREL KIT #68**  
2 WATTERS  
**100 for \$1.98**

Nobody seems to want 'em! So many suppliers don't count, but throw 'em in the barrel. It's a 1/1 gold mine. All marked. 92CU2735

**BARREL KIT #69**  
200-FT. 20-MIL FIBER  
**200 ft. \$1.98**

Shaped & not shaped. Color yellow. Make lite-pipes & fiber optic lamp displays. Cat. No. 92CU2736

**BARREL KIT #70**  
GIANT 'LIGHT PIPE'  
**\$1.98**

Finished, with end-fittings. Polished, all perfect. Make one get one 1 barrel — the "bicolor digit" types. Multi-reading. Cat. No. 92CU2737

**BARREL KIT #71**  
CAPACITOR SPECIAL  
**100 pcs. \$1.98**

Empty stockrooms into barrels of mylar's, poly's, mica's, muled's, plastic's, ceramic's, discs, etc. Nifty snob supply. 92CU2738

**BARREL KIT #72**  
TERMINALS, RECEPTACLES  
**150 for \$1.98**

Maker of these dumped into barrels, but unmarked with 6, 8 pins, receptacles. What a buy! Cat. No. 92CU2739

**BARREL KIT #73**  
TRANSISTOR ELECTROS  
**50 for \$1.98**

If "hugs" us why the factories dump 'em in barrels. We don't wish to advertise wide asst voltages & values up to 300 mt. 92CU2747

**BARREL KIT #75**  
400MW ZENERS  
**100 for \$1.98**

Factory out of biz! Amazing offer: 6, 8, 10, 12, 15V. to 15V. You test. Hermetically sealed glass pak. Double plug. Cat. No. 92CU2740

**BARREL KIT #76**  
1-WATT ZENERS  
**100 for \$1.98**

Factory issue as 400-mw's. Never-to-see-again offer. 6, 8, 10, 12, 15V. under glass. Double plug. Cat. No. 92CU2741

**BARREL KIT #77**  
"BROWN" BODY TRANSISTORS  
**40 for \$1.98**

GE 1-40 series has voltage Darlingtons, hi-current, npn's. Factory line discontinued. Power tabs. Cat. No. 92CU2742

**BARREL KIT #78**  
"RED" BODY TRANSISTORS  
**40 for \$1.98**

D-12 series. You test—80 into your own bin! High current. hi-V. NPN. Cat. No. 92CU2743

**BARREL KIT #79**  
DARLINGTON POWER TABS  
**25 for \$1.98**

Brown body, power tab Darlingtons are mixed, raw factory stock. Why pay more? Cat. No. 92CU2744

**BARREL KIT #80**  
HOBBY CAPS  
**200 for \$1.98**

Production line stopped. Barrels of mylar's, gila tubulars, but unmarked with all kinds of sizes. All good; you test. Cat. No. 92CU2745

**BARREL KIT #81**  
SUBMINI RESISTORS  
**100 for \$1.98**

PC, upright type, color coded. 1/4 watt. Asst. values. Climb to us in barrel. Cat. No. 92CU2746

**BARREL KIT #82**  
8000 SERIES IC'S  
**50 for \$1.98**

By National. From factory to you. Assortment of popular series factory fallouts. Climb to us in barrel. Cat. No. 92CU2636

**BARREL KIT #83**  
1W-340T VOLTAGE REGULATORS  
**15 for \$1.98**

Factory rejected them for length of leads, may include 5, 6, 8, 12, 15, 18, 24 volts. Power tab. 92CU2635

**BARREL KIT #84**  
25 for \$1.98 MAN'S  
"THE CLAW", 5V 15 mls. LED hobby of experimental use, for understanding the working of "mini" or calculator readouts. A segment may be missing. 92CU2679

**BARREL KIT #85**  
TAPE REEL  
**15 for \$1.98**

For tape recorders using 3 1/2 inch. Pick any recorder using these type plastic reels. Cat. No. 92CU2633

**BARREL KIT #85**  
TAPES REEL  
**15 for \$1.98**

For tape recorders using 3 1/2 inch. Pick any recorder using these type plastic reels. Cat. No. 92CU2633

Terms: add postage. Rated: net 30.  
Phone Orders: Wakefield, Mass. (617) 245-3829  
Retail: 16-18 Del Carmine St., Wakefield, Mass.  
(off Water Street) C.O.D.'S MAY BE PHONED  
20c CATALOG on Fiber Optics, 'IC'S, Semi's, Parts  
MINIMUM ORDER — \$4.00

**CLASSIFIED ADVERTISING ORDER FORM**

Please refer to heading on first page of this section for complete data concerning terms, frequency discounts, closing dates, etc.

1	2	3	4	5
6	7	8	9	10
11	12	13	14	15
16	17	18	19	20
21	22	23	24	25
26	27	28	29	30
31	32	33	34	35

**WORD COUNT:** Include name and address. Name of city (Des Moines) or of state (New York) counts as one word each. Zip Code numbers not counted. (Publisher reserves right to omit Zip Code if space does not permit.) Count each abbreviation, initial, single figure or group of figures or letters as a word. Symbols such as 35mm, COD, PO, AC, etc., count as one word. Hyphenated words count as two words. Telephone numbers count as two words; as three words with area code.

\_\_\_\_\_ Words \$ 1.80 (Commercial Rate) \$ 1.10 (Reader Rate)

Payment of \$ \_\_\_\_\_ enclosed for \_\_\_\_\_ insertion(s).

CHARGE:  American Express  BankAmericard  Master Charge  Diners Club

for \_\_\_\_\_ insertion(s). You will be billed monthly.

Account # \_\_\_\_\_ Expiration Date \_\_\_\_\_

Master Charge Interbank # (4 digits above name) \_\_\_\_\_

SIGNATURE MUST BE PROVIDED BELOW

PRINT NAME \_\_\_\_\_

ADDRESS \_\_\_\_\_

CITY \_\_\_\_\_ STATE \_\_\_\_\_ ZIP \_\_\_\_\_

SIGNATURE \_\_\_\_\_ PE-12

**RUBBER STAMPS**

RUBBER ADDRESS STAMPS. Free Catalog. 45 type styles. Jackson's, Dept. K, Brownsville Rd., Mt. Vernon, Ill. 62864.

**MOVIE FILMS**

BMM-SUPER 8-16MM MOVIES! Biggest Selection! Lowest Prices! Free Catalog! Cinema Eight, Box PE, Chester, Connecticut 06412

**ELECTRICAL SUPPLIES & EQUIPMENT**

PLATING Equipment. Portable Platers. Supplies and "Know-How." Build your own tanks for nickel, chrome, etc. Easy-to-install PVC liners. Rectifier components—all sizes. Schematics, parts lists, formulas, operating instructions for all plating. Guaranteed to save you 25%-75%. Some good used units for sale. Write for details. Platers Service Company, 1511-PE Esperanza, Los Angeles, Calif. 90023.

**HIGH FIDELITY**

DIAMOND NEEDLES and Stereo Cartridges at Discount prices for Shure, Pickering, Stanton, Empire, Grado and ADC. Send for free catalog. LYLE CARTRIDGES, Dept. P, Box 69, Kensington Station, Brooklyn, New York 11218.

C60. FIVE PIECES-\$2.50, C90-\$3.00, C120-\$4.00. Payment to SHTAIERMAN, Portland 109, Kowloon, Hong Kong. SAVE 50%. Build your own speaker systems featuring Norelco, Eminence and CTS. Famous brands from world's largest speaker factories at lowest wholesale prices. Write for free catalog of speakers and electronic accessories. McGee Radio & Electronic Corp., 1901 McGee Street, Kansas City, Missouri 64108.

**Year End Clearance**

Fantastic price reductions — All brand new, prime IC's - no seconds, rejects or surplus! Fully factory tested - full factory warranty.

**2102 — 1K bit memory - Now \$2.95**  
**8080A CPU - \$59.95; Motorola M6800 - \$62.75**

**2K Memory Board Kit**  
 complete with 2102's, all TTL, resistors, caps - was \$99.95,  
**Now \$69.95**

**4K Memory Board Kit**  
 for Altair, Mark 8 - complete with 2102's TTL, resistors, caps -  
 was \$164.95,  
**Now \$104.95**

Low power, 500 ns version - was \$249.95,

**Now \$204.95**  
 Hundreds of other values for MARK 8, ALTAIR 880, MOD 8/ MOD 80. Most items reduced until Dec. 31, 1975.

The RM Terminal is available starting at \$109.95, and uses the enclosed keyboard and power supply as an input device. Many options and combinations are supplied to make this into a complete I/O with a TV Terminal display or enclosed Teletype printer. A modem for communication over a phone line, and complete custom minicomputer systems that fit into the RM Terminal (using 8008, 8080, or 6800 CPU's) are available permitting one self contained unit with computer, memory system, keyboard, and hard copy printer.

Send stamped, self addressed envelope for information on kits and interface boards.



**MiniMicroMart**

1618 James Street, Syracuse, N.Y. 13203, Phone: (315) 422-4467

**YEAR-END SALE** With a \$25 prepaid order we'll include a CT5001 4-function, 12 digit calculator IC with data.



**POTTER BRUMFIELD**

Type KHP Relay  
 4 PDT 3A Contacts  
 24 VDC (650 coil) \$1.50 EA.  
 120 VAC (10.5 MA coil) \$1.75 EA.

**DIP SOCKETS**

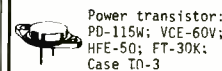
- 8 PIN PCB \$ .22
- 14 PIN PCB .26
- 16 PIN PCB .30
- 24 PIN PCB .75
- 40 PIN PCB 1.25
- 14 PIN WIRE WRAP .35

**DIP TRIMMER**



-12 turn trimpots which plug into a dip socket  
 -5K and 200K  
 - $\frac{1}{4}$ " x  $\frac{1}{4}$ " x  $\frac{1}{8}$ "  
 -4 leads spaced .3" x .2"  
 Each \$ .65 10 for \$4.95

**2N3055 NPN TRANSISTOR**



Power transistor:  
 PD-115W; VCE-60V;  
 HFE-50; FT-30K;  
 Case TO-3  
 Each \$1.15 10 for \$6.95



**7 Segment Readout**

12 pin DIP  
 Similar to Litronix DL33  
 Digit approx. .1 inch  
 Common cathode  
 Super Special Offer  
 4 (12 digits) \$5.00

1202 - 2048 BIT PROM Memories 82529 - 1024 BIT ROM  
 2K STATIC UNITS, ULTRA-FAST (256X4 PROM); 50 NS; POWER DISSIPATION .5 MW/BIT; TRI-STATE VIOLET LIGHT ERASABLE. \*\$9.95 EACH  
 OUTPUT. \$5.00 EA. A - \$74.95

**2102-2 MOS 1024 BIT MEMORY (DIP)**

FULLY DECODED STATIC RANDOM ACCESS MEMORY DIRECTLY TTL COMPATIBLE INPUTS AND OUTPUT SINGLE 5V SUPPLY - NO CLOCKS OR REFRESH  
**\$4.00 EACH 10 FOR \$27.95**

**DIODE ARRAY**

10 - 1N914 Silicon Signal Diodes in one package. 20 leads spaced .1"; no common connections. Each \$ .25 10 for \$2.25

**Numeric Display 1/4" Single Digit GaAsP LED**



COMMON CATHODE WITH RH DECIMAL  
**SUPER SPECIAL \$ .59**  
**TEN for \$4.95**  
 Compact - 10 digits in 3" panel width  
 Highly legible - bright red  $\frac{1}{4}$ " character easily read within 10 feet over a wide viewing angle (140°)  
 Low power - 125 mw per digit at typical brightness

**SPECIAL \$2.23 PROM**  
 8 BIT 32 WORD MEMORY  
 \$3.00 EA.  
 10 - \$29  
 WE PROGRAM FOR \$5 EACH

**RECTIFIER SPECIAL!**

1N4007 - 1 AMP - 1000 volt PRV \$ .13 each 10 for \$1.00

All merchandise is new unused surplus and is sold on a money back guarantee. Five dollar minimum order. Free first class postage on all orders. California residents please add sales tax.

**SEND FOR FREE FLYER**

**BABYLON ELECTRONICS**

Phone (916) 334-2161  
 Mail orders to:  
 P.O. Box 41778  
 Sacramento, CA 95841

TWX # 910-367-3521


CIRCLE NO. 20 ON FREE INFORMATION CARD

# Altaj Electronic Bargains

PRICES SLASHED! WE WANT YOUR BUSINESS. SATISFACTION GUARANTEED ON EVERY ITEM



**LM309K**  
TO-3 Case, 1 AMP 5 VDC Voltage Regulator. Brand New By National \$1.19



**3 DIGIT LED READOUT ARRAY**  
Like Litronix DL-33 3 MAN-3 style readouts in one package. Factory new units Designed for calculators. Special — \$1.39 (3 Digits)



**LITRONIX DL707 READOUTS**  
.30 IN. CHAR. Common Anode. SPECIAL — \$1.19

## CALCULATOR CHIP BONANZA PRICES SLASHED!

The newest and easiest to use chips available today. Made by famous US mfg. All are 28 pin DIP. Features: direct LED segment drive, low power consumption, internal keyboard debounce, internal clock oscillator, single supply voltage, internal keyboard encoding, and floating decimal point. Does not require many external components as do older types like CT5001, 5002, 5005, etc. We offer the most sophisticated functions for the lowest price anywhere. Chip #1 — 8 Digit, Const. Six Function (+, -, x, %, /) — \$2.49

### MOTOROLA MJE 3055

Plastic version of 2N3055. NPN Silicon. 90 Watts 15 Amps. SPECIAL — 69c

### 8008 MICROPROCESSOR

Computer on a chip. 8 Bit Parallel CPU. Can address 16k x 8 bits of memory. With specs. Factory tested units. \$24.95

2102-1K RAM's for above — \$4.95 or 8 For \$30

### TTL SUPER SPECIAL

74121 — ONE SHOT 4/5!

### LINEAR IC SPECIALS

555V-75c 567V-\$1.95 723CH-59c  
741CV-25c LM324 by National — Quad  
741C in one DIP — \$1.19

### 12VDC REED RELAY

Coil is 500 OHM. SPST-No. \$1.49 Sub-Mini.

### PRIME TTL DIP IC'S

7400-16c	7448-89c	74151-75c
7402-16c	7453-16c	74153-89c
7404-16c	7473-37c	74154-95c
7406-24c	7474-37c	74157-99c
7808-16c	7475-65c	74161-99c
7410-16c	7476-39c	74163-1.19
7413-49c	7483-85c	74164-1.89
7420-16c	7490-69c	74165-1.49
7427-24c	7492-75c	74174-1.29
7430-16c	7493-75c	74175-1.39
7437-39c	7495-75c	74181-2.75
7438-35c	7496-75c	74192-1.25
7440-16c	74121-38c	74193-1.25
7442-69c	74123-75c	74195-79c
7447-89c	74150-70c	74197-79c

### COMPUTER BOARD BONANZA

We bought over 4 tons of assorted boards. Contains TTL, diodes, transistors, etc. 5 board asmt. with 150 to 250 IC's — \$3.95.

### DIGITAL ALARM CLOCK IC

The newest and easiest to use alarm chip on the market today. Features:



1. Single supply voltage.
2. LED Intensity control
3. Simple time set.
4. 4 or 6 Digit LED Display
5. AM-PM Indication
6. 24 Hr. Alarm.
7. 10 minute snooze.
8. Outperforms MM5316

Order #70250 — \$4.99

### MM5314

#### NATIONAL CLOCK CHIP

The most popular clock chip around. We made a huge special purchase of factory fresh, prime units. Lowest price in USA. 24 Pin DIP. 4 or 6 Digits. With Specs. \$3.95

### DOUBLE DIGIT JUMBO READOUTS

New. Litronix 727. Dual. Perfect for giant clocks, etc. \$3.95 each (2 DIGITS)

### JUMBO LED READOUT

Twice the size of regular readouts. .65 inches. Like Litronix DL747. Outperforms and easier to read than SLA-3, only 20 MA per segment. Our best readout for digital clocks. \$2.95 ea. (6 FOR \$15) Common Anode

### FILTER CAPS

1000 MFD 16VDC upright style. 4 FOR \$1

### 8038 FUNCTION GENERATOR

Brand new. Voltage controlled oscillator. Has sine, square wave, and triangular outputs. \$4.95 each.

### IN4148 DIODES

Brand New Units. Same as IN914. Full Leads. 25 For \$1

### MONSANTO COLORED READOUTS

.27 IN. Character. Common Anode. MAN5 — GREEN — \$1.29  
MAN8 — YELLOW — \$1.29

### PHASE LOCKED LOOP

565A by Signetics. Extremely stable. High linearity, wide frequency range. TTL compatible. Perfect for tone decoders, FSK, SCA receivers, frequency multiplication and division — 99c WITH SPECS

### FLOURESCENT READOUT TUBES

7 Segments. Blue-Green in color. Mfg. by ISE. #DG8F. The most popular display used in many imported clocks and calculators. Perfect for use with MM5316 clock chips.

SUPER SPECIAL 69c ea. 12 For \$5.95

### GE TRANSISTOR ASSORTMENT

One of the best mixed transistor lots we have seen. TO-98 Plastic cased. Includes Darlingtons, SCR's, PNP, NPN, etc. Un-tested sample test shows very high yield. Satisfaction assured. 50 for 99c SPECIAL: 6 BAGS FOR \$5.

### COLOR ORGAN CONTROL MODULE

Completely self-contained. Has SCR circuitry. AC line cord, etc. From a close out by a mfg. of color organs. New, unused. \$1.49

### MOTOROLA SCR

2N4443 8 Amp 400PN, Plastic Power Case. 69c

### GE POWER DARLINGTON

NPN, Plastic Power Tab Case. VCEO-30 HFE-30,000 TYP. Brand new units, but leads are slightly trimmed for P.C.B. #D40C1 — SPECIAL 4 For \$1

### RCA PHOTO DETECTOR — POWER AMP. IC

RCA CA3062 for photoelectric applications. The IC with a window. Contains photosensitive section, amplifier, and high current output pair of transistors. Has 100 MA output. Useful for intrusion alarms, counters, position sensors, etc. with complete spec sheets. Reg. \$4.84. SPECIAL — \$1.99

### LOOK MOS 4 DIGIT COUNTER

An ALTAJ exclusive. These are the latest state of the art, MOS chips. By a famous US mfg. Contains a complete 4 digit counter, including 4 decade counters, latches, multiplexing circuits, display decoders, etc. Features: 5VDC operation, 25 MW power consumption, both 7 segment and BCD outputs. Perfect for making DVM's frequency meters, tachometers, stopwatches, or any other device requiring 4 or more digits. Complete with specs 28 PIN DIP. QTY Limited. SPECIAL — \$12.50 BACK IN STOCK!

### LED DRIVER IC'S

75491 Quad segment dr. — 29c  
75492 Hex digit dr. — 39c

### RCA CA3043 — FM IC

Used in FM stereos. Contains IF Amp, Limiter, FM Detector, and an Audio Preamp and Driver all in one 12 lead TO-5 package. With Spec Sheets. A \$3.00 Value — 99c

### 4 DIGIT ALARM CLOCK KIT

Features the only LED direct drive clock chip on the market. Kit includes all parts (except X fmr) for a 4 Digit alarm clock kit. Uses .25 inch LED readouts. SPECIAL: \$15.95 (with PC Board)

### LITRONIX DL707

#### READOUTS

.30 IN. CHAR. Common Anode. SPECIAL — \$1.19



### 6 DIGIT LED READOUTS

Brand new arrays by T. I. Common cathode, properly multiplexed. Six digits plus a negative sign. Perfect for calculators, mini-clocks, stop watches, etc. SUPER SPECIAL \$1.29 ea 3 for \$3

### U.V. ERASEABLE PROMS

New Prime units by National  
MM5203 2K \$14.95  
MM5204 4K \$19.95

### TRANSISTOR BAKER'S DOZEN SALE!

2 million pieces bought for this sale. New house numbered units by T.I. All prime first quality at a give-away price. NPN 2N3904-13 For \$1  
PNP 2N3906-13 For \$1

### In4004 RECTIFIERS

1 AMP 400PIV SPECIAL 15/\$1

### 7805 STYLE REGULATORS

TO-220 Plastic Case 5VDC Regulator. Brand New by National — 99c

### FACTORY NEW LED'S

Jumbo Red-Like MV5024-8/\$1  
Jumbo Green-Like MV5222-5/\$1  
Jumbo Yellow-5!\$1  
Mini Red-Like MV50-10!\$1

### FORD LIKE STATE MODULES

Mfg. by Contralab for Ford car radios. Each module contains 2 transistors plus other components. These modules were used as audio pre amps. We include specs. — 4 For \$1

### TTL IC ASSORTMENT

Various types. Most are marked. Our best selling assortment. Un-tested but includes many useable devices. 200 PCS FOR \$3.95

### FM TRANSFORMERS

We bought a load of coils and transformers that were used in Ford AM-FM car radios. Includes 19KHZ, 38KHZ, OSC. Coils, etc. All New. Perfect for experimenters or repairmen. 10 Pc Asst. — 99c

### TANTALUM CAPS

By Sprague. 4.7 MFD 10 VDC. Axial Leads. Perfect for timers. 10 For \$1

### TRANSFORMER SPECIAL #1

Miniature size. Primary 115V AC Secondary 11V AC No Load. 8V AC with 400 MA Load. Perfect for clocks or calculators or small power supply. 99c

## Altaj Electronics

P.O. Box 38544  
Dallas, Texas 75238

TERMS: Check or money order. No. COD. Add 10% Pstg. and Hdg. Tax Res. add 5%.

## C-MOS

CD4000 . . . . .24	CD4015 .1.19	CD4026 .1.49	CD4044 . . .59
CD4001 . . . . .24	CD4016 . . .59	CD4027 . . .59	CD4047 . . .59
CD4002 . . . . .24	CD4017 .1.29	CD4028 . . .99	CD4049 . . .59
CD4006 . . .1.49	CD4018 .1.49	CD4029 .1.39	CD4050 . . .59
CD4007 . . . . .24	CD4019 . . .59	CD4030 . . .49	CD4066 . . .99
CD4008 . . .1.15	CD4020 .1.59	CD4032 . . .24	CD4077 . . .39
CD4009 . . . . .59	CD4021 .1.49	CD4033 .1.49	74C02 . . .29
CD4011 . . . . .24	CD4022 .1.19	CD4035 .1.39	74C04 . . .29
CD4012 . . . . .24	CD4023 .1.24	CD4040 .1.59	74C107 .1.29
CD4013 . . . . .59	CD4024 . . .99	CD4041 . . .89	
CD4014 . . .1.49	CD4025 . . .24	CD4042 . . .79	



## HYPNOTISM

SLEEP learning. Hypnotic method. 92% effective. Details free. ASR Foundation, Box 23429EG, Fort Lauderdale, Florida 33307.

FREE Hypnotism, Self-Hypnosis Sleep Learning Catalog! Drawer H400, Ruidoso, New Mexico 88345

AMAZING self-hypnosis record releases fantastic mental power. Instant results! Free trial. Write: Forum (AA12), 333 North Michigan, Chicago 60601

## INSTRUCTION

LEARN ELECTRONIC ORGAN SERVICING at home all makes including transistor. Experimental kit—troubleshooting. Accredited NHSC. Free Booklet. NILES BRYANT SCHOOL, 3631 Stockton, Dept. A, Sacramento, Calif. 95820.

LEARN WHILE ASLEEP. Hypnotize! Strange catalog free. Auto-suggestion. Box 24-ZD, Olympia, Washington 98501.

DEGREE IN ELECTRONICS through correspondence. Free catalog. Grantham, 2000 Stoner Avenue, Los Angeles, California 90025.

INTENSIVE 5 week course for Broadcast Engineers. F.C.C. First Class license. Radio Engineering Incorporated, 61 N. Pineapple Ave., Sarasota, Florida 33577 and 2402 Tidewater Trail, Fredericksburg, VA 22401.

**F.C.C. EXAM MANUAL**

PASS FCC EXAMS! Memorize, study — "Test Answers" for FCC 1st and 2nd class Radio Telephone licenses. Newly revised multiple-choice questions and diagrams cover all areas tested in FCC exams plus "Self-Study Ability Test." \$9.95 postpaid. Moneyback Guarantee.

COMMAND PRODUCTIONS P.O. BOX 26348-P  
RADIO ENGINEERING DIVISION SAN FRANCISCO, CALIF. 94126

SCORE high on F.C.C. Exams... Over 300 questions and answers. Covers 3rd, 2nd, 1st and even Radar. Third and Second Test, \$14.50; First Class Test, \$15.00. All tests, \$26.50. R.E.I., Inc., Box 806, Sarasota, Fla. 33577.

UNIVERSITY DEGREES BY MAIL! Bachelors, Masters, Ph.D's. Free revealing details. Counseling, Box 1162-PE12, Tustin, California 92680.

SELF-STUDY CB RADIO REPAIR COURSE THERE'S MONEY TO BE MADE REPAIRING CB RADIOS. This easy-to-learn course can prepare you for a career in electronics enabling you to earn as much as \$16.00 an hour in your spare time. For more information write: CB RADIO REPAIR COURSE, Dept. PE125, 531 N. Ann Arbor, Oklahoma City, Okla. 73127.

FREE Educational Electronics Catalog. Home study courses. Write to: Edukits Workshop, Department 712D, Hewlett, N.Y. 11557.

**"ELECTRONIC MUSICIANS HANDBOOK And CATALOGUE"**

Only \$5.95 only from:

**C. F. R. ASSOCIATES**  
Box F., Newton, N. H. 03858  
or Send 25¢ or SASE for Info.

UNLOCK your Future. Become professional Locksmith by spare time homestudy \$13 in an hour possible. All tools, equipment included. Facts FREE. Send name. Locksmithing Institute (homestudy), Dept. 1373-125, Little Falls, N.J. 07424.

TELEVISION repair course. Learn how to service televisions from master technicians. Send \$6.00 for first lesson and details to: Guardian, 20 E. Main, Ramsey, N.J.

AMATEUR Radio. Complete correspondence, no-textbook Code and Theory license courses. Ron Reed Electronics Institute, 12217 Santa Monica Blvd., Los Angeles, Calif. 90025.

## PERSONALS

MAKE FRIENDS WORLDWIDE through international correspondence. Illustrated brochure free. Hermes, Berlin 11, Box 110660/ZD, Germany.

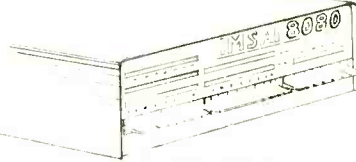
UNEMPLOYMENT INSURANCE. Collect every penny. Detailed Instructions, \$2.00. Clifton, Box 220-A, Miami, Florida 33168.

Ph.D's, MASTER's, BACHELOR's — official nonresident College Degrees easily acquired through mailorder Universities. Revealing Directory — \$2. Counseling Connection, 5495 Claremont, No. BSG, Oakland, CA 94618.

INTERNATIONAL CORRESPONDENCE CLUB. Fred Knapp, P.O. Drawer 27866, Tempe, Arizona, U.S.A. 85282.

DECEMBER 1975

# ALTAIR 8800 — A GOOD IDEA IMSAI 8080 BETTER!!



IMSAI 8080... A COMPLETE MICRO-PROCESSOR SYSTEM... COMPATIBLE WITH THE ALTAIR BUT OFFERING

- A COMMERCIAL GRADE PRODUCT
- GOLD PLATED CONTACTS
- RELIABLE PADDLE SWITCHES
- HEAVY DUTY POWER SUPPLY
- SUPER STURDY CARD CAGES
- 30 DAY DELIVERY

BASIC COMPUTER INCLUDES CPU, 1K RAM H.D. FRONT PANEL CONTROL BOARD WITH EXTRA 8 LED INDICATED OUTPUT PORT, ALL LIGHTS AND SWITCHES, H.D. POWER SUPPLY, EXPANDER BOARD & CASE.


KIT \$439 ASSEMBLED \$621

ALPHANUMERIC PRINTER FOR  
IMSAI 8080 OR ALTAIR 8800

COMPUTERS AP-32... \$139.00  
32 CHARACTERS PER LINE!!  
125 LINES PER MINUTE!!

INTERFACE KIT — EVERYTHING  
NECESSARY TO CONNECT AP-32  
TO IMSAI 8080 OR ALTAIR  
8800 — ALL PARTS, INTERFACE  
BOARD, CABLE, & CONNECTORS.

KIT \$119. ASSEMBLED \$138.



# SAVE \$50

ORDER THE IMSAI 8080 KIT  
THE AP-32 ALPHANUMERIC  
PRINTER AND THE APIF-32  
INTERFACE KIT BEFORE DEC.  
31, 1975 AND SAVE \$50.00.  
SPECIAL COMBINATION  
PRICE \$647.00!!

## IMSAI AND ALTAIR OWNERS!!

INTERCHANGEABLE CPU, MEMORY, & I/O BOARDS  
FULL IMSAI 8080/ALTAIR 8800 COMPATIBILITY. NO HARDWARE OR  
SOFTWARE MODIFICATIONS REQUIRED. JUST PLUG IN!!!!

PART #	DESCRIPTION	KIT	ASSEMBLED
CPU A	8080 CPU BOARD	\$181.00	\$209.00
RAM 4.4	4K RAM ON 4K BOARD	\$185.00	\$199.00
RAM 4.1	1K RAM ON 4K BOARD	\$68.00	\$99.00
PROM 4.2	2K EPROM ON 4K BOARD	\$175.00	\$199.00
EXT C	EXTENDER CARD	\$29.00	\$39.00
PIC 8	COMB. VECT. INT. B.T. CLK.	\$119.00	\$138.00

PARALLEL I/O BOARDS: 8 BIT PORTS!!  
PIO 4.1 1 BYTE IN, 1 BYTE OUT, PLUS STROBES, INTERRUPT  
PROVISION FOR LED'S ON EACH OUTPUT BIT, AND EXPANDABLE TO 4 BYTES IN, 4 BYTES OUT.  
\$89 KIT \$109 ASSEMBLED

PIO 4.4 SAME AS PIO 4.1, BUT 4 BYTES IN, 4 BYTES OUT.  
\$149 KIT \$179 ASSEMBLED

SERIAL I/O BOARDS: HANDLE BOTH SYNCH AND ASYNCH  
COMM. (RS 232 PLUS CONTROL LINES PLUS TTL PLUS TTL)  
SIO 2.1 ONE I/O CHANNEL \$119 KIT \$138 ASSEMBLED  
SIO 2.2 TWO I/O CHANNELS \$149 KIT \$179 ASSEMBLED

"P.E.S." CASSETTE RECORDER INTERFACE  
"P.E." CIRCUIT PLUS I/O CONTROL. (NO OTHER BOARD REQ'D)  
PART ACRI-1 \$29 KIT \$39 ASSEMBLED

PERIPHERAL PRICES: SEE LAST MONTH'S AD  
IMSAI ASSOCIATES, INC. 1922 REPUBLIC AVE.  
SAN LEANDRO, CALIF. 94577  
TERMS: CHECK OR M.O. BANKAMERICARD. MASTERCARD. 25% DEPOSIT ON C.O.D.

ADD 5% POST-AGE AND HANDLING.  
CALIF. RESIDENTS: ADD 6.5% SALES TAX.

PRICES SUBJECT TO CHANGE WITHOUT NOTICE.

## MULTIPROCESSOR/SHARED MEMORY FACILITY

ALLOWS UP TO 3 IMSAI 8080 OR ALTAIR 8800'S  
TO SHARE THE SAME MEMORY. \$296.00 KIT and \$338 ASSEMBLED

## PERIPHERALS AND CONTROLLERS

FOR IMSAI 8080 AND ALTAIR 8800 COMPUTERS

PART #	DESCRIPTION	KIT	ASSEMBLED
32	COLUMN ALPHANUMERIC PRINTER	\$159.00	\$138.00
32	COLUMN PRINTER INTERFACE BD.	\$119.00	\$106.00
	FLOPPY DISK DRIVE IN CABINET		\$39.00
	FLOPPY DISK CONTROLLER (14 DRIVES)	\$264.00	\$265.00
	DIABLOTYPE PRINTER CAB. & P.S.		\$142.00
	HYTYPE CONTROLLER BOARD		\$195.00
	300 LPM LINE PRINTER, CAB. & P.S.	\$50.00	\$40.00
	LINE PRINTER CONTROLLER		\$29.00
	50 MEGABYTE DISK CONTROLLER		\$79.00
	CABINET AND DBMS		\$29.00

## THE INTEL DATA BOOK

CONTAINS COMPLETE SPECIFICATIONS AND DATA SHEETS ON  
INTEL 8080A AND ALL ASSOCIATED INTEL MEMORY AND PERI-  
PHERAL CHIPS. ALSO INCLUDES PRELIMINARY SPECS ON "COMING"  
INTEL CHIPS. 157 pages \$5.00

## THE TTL DATA BOOK

CONTAINS COMPLETE ELECTRICAL SPECIFICATIONS FOR ALL 7400  
SERIES TTL. THIS IS THE TTL "BIBLE". 640 pages \$10.00

## THE PINOUT HANDBOOK

COVERS ENTIRE 5400/7400 SERIES D.I.P. I.C.'S. PIN CONNECTIONS,  
FUNCTIONAL SPECS. CROSS REFERENCE \$3.95

# IMSAI

CIRCLE NO. 39 ON FREE INFORMATION CARD



## BOOKS AND MAGAZINES

FREE catalog aviation/electronic/space books. Aero Publishers, 329PE Aviation Road, Fallbrook, California 92028.

FREE book prophet Elijah coming before Christ. Wonderful bible evidence. Megiddo Mission, Dept. 64, 481 Thurston Rd., Rochester, N.Y. 14619.

LEARNING ABOUT SYNTHESIZERS Covers complete field of Electronic Music. \$5.98. LINTON, Box 898P N Eastham, Mass. 02651

SAVINGS TO 91%! LATEST BOOKS, ANY SUBJECTS! Sams, Tab. Hayden, Wiley! \$19.50 W6SAI Radio Handbook \$14.95! TTL Cookbook \$6.95! Free Catalogs TECHNI-BOOKS-E2. Box 81, Mapletown, N.J. 07040.

FREE—Discount electronics books catalog. All fields. 96 pages. Major publishers. Technibooks, Dept. P, Box 11665, Santa Ana, CA 92711.

RADIO-TELEVISION Diagram Library, essential 16 volumes, 2,848 pages, \$55.75 normally, special \$19.85 Publications, 1760 Balsam, Highland Park, Illinois 60035.

# FREE DATA SHEETS WITH EVERY ITEM 749 IC WITH EVERY \$10 ORDER\*

- REDUCE YOUR PROJECT COSTS
- MONEY-BACK GUARANTEE
- 24-HOUR SHIPMENT
- ALL TESTED AND GUARANTEED

TRANSISTORS (NPN):		
2N3563 TYPE RF Amp & Osc to 1 GHz (pl.2N918)	6/\$1.00	
2N3565 TYPE Gen. Purpose High Gain (T0-92/10C)	6/\$1.00	
2N3567 TYPE High-Current Amplifier/Sw 500 mA	4/\$1.00	
2N3866 TYPE RF Power Amp 1.5 W @ 450 MHz	\$1.50	
2N3903 TYPE GP Amp & Sw to 100 mA and 30 MHz	6/\$1.00	
2N3919 TYPE RF Power Amp 10-25 W @ 3-30 MHz	\$3.00	
2N4274 TYPE Ultra-High Speed Switch 12 ns	4/\$1.00	
MP6515 TYPE High-Gain Amplifier hFE 250	3/\$1.00	
Assort. NPN GP TYPES, e.g. 2N3694, 2N3903, etc. (115)	\$2.00	
2N3638 TYPE (PNP) GP Amp & Sw to 300 mA	4/\$1.00	
2N4249 TYPE (PNP) Low-Noise Amp 1µA to 50mA	4/\$1.00	
FET's:		
N-CHANNEL (LOW-NOISE)		
2N4091 TYPE RF Amp & Switch (T0-18/106)	3/\$1.00	
2N4416 TYPE RF Amplifier to 450 MHz (T0-72)	2/\$1.00	
2N5163 TYPE Gen. Purpose Amp & Sw (T0-106)	3/\$1.00	
2N5486 TYPE RF Amp to 450 MHz (plastic 2N4416)	2/\$1.00	
E100 TYPE Low-Cost Audio Amplifier	4/\$1.00	
ITE4868 TYPE Ultra-Low Noise Audio Amp	2/\$1.00	
TIS74 TYPE High-Speed Switch 40G	3/\$1.00	
Assort. RF & GP FET's, e.g. 2N5163, MPF102, etc. (8)	\$2.00	
P-CHANNEL:		
2N4360 TYPE Gen. Purpose Amp & Sw (T0-106)	3/\$1.00	
E175 TYPE High-speed Switch 125Ω (T0-106)	3/\$1.00	

### DECEMBER SPECIALS:

1N4154 DIODE 30 V/10mA-1N914 except 30 V	25/\$1.00
2N2222 NPN TRANSISTOR GP Amp & Switch	5/\$1.00
2N2907 PNP TRANSISTOR GP Amp & Switch	5/\$1.00
2N3553 RF Power Amp 5 W @ 150 MHz, 10 W @ 50 MHz	\$2.00
2N3904 NPN TRANSISTOR GP Amp & Switch	5/\$1.00
2N3906 PNP TRANSISTOR GP Amp & Switch	5/\$1.00
2N5108 RF Power Amp 2 W @ 450, 1 W @ 1 GHz	\$2.50
E101 N-CHANNEL FET Low Current, Low Vp Amp/Sw	3/\$1.00
MPF102 N-CHANNEL FET RF Amp-200 MHz	3/\$1.00
340 T 1A VOLT. REG. Specify 5, 6, 12, 15 or 24 V-W/Ckts	\$1.75
556 DUAL 555 TIMER 1µsec to 1µ (OIP)	\$1.00
8038 WAVE FORM GENERATOR ~ □ / Δ Wave W/Ckts	\$4.50
MM5316 DIGITAL CLOCK-Snooze/Alarm/Timer	
Hrs, Mins, Secs, 4 or 6 Digit-With Specs/Schematics	\$5.50

### LINEAR IC's:

308 Micro-Power Op Amp (T0-5/MINI-OIP)	\$1.00
309 K Voltage Regulator 5V @ 1A (T0-3)	\$1.50
324 Quad 741 Op Amp, Compensated (OIP)	\$1.75
380 2.5 Watt Audio Amplifier 34 dB (OIP)	\$1.29
555 Timer 1 µsec to 1µ. NE555, LM555, etc. (MINI-OIP)	\$.65
709 Popular Op Amp (OIP/T0-5)	\$.29
723 Voltage Regulator 3-30 V @ 1-250mA (OIP/T0-5)	\$.58
739 Dual Low-Noise Audio Preamp/Op Amp (OIP)	\$1.00
1458 Dual 741 Op Amp (MINI-OIP)	\$.65
741 Freq. Comp. OP AMP (OIP/T0-5/MINI-OIP)	3/\$1.00

### DIODES:

ZENERS -Specify Voltage 3.3, 3.9, 4.3, 5.1, 6.8, 8.2	400mw 4/\$1.00
9.1, 10, 12, 15, 18, 22, 24, 27 or 33V (±10%)	1 Watt 3/\$1.00
1N3600 TYPE Hi-Speed Sw 75 V/200 mA	6/\$1.00
1N3893 TYPE RECTIFIER Stud Mount 400 V/12 A	2/\$1.00
1N814 or 1N4148 TYPE Gen. Purp. 100V/10mA	15/\$1.00
O5 VARACTOR 5-50 W Output @ 30-250 MHz, 7-70 pF	\$5.00
F7 VARACTOR 1-3 W Output @ 100-500 MHz, 5-30 pF	\$1.00

\*MAIL NOW! FREE DATA SHEETS supplied with every item from this ad. FREE ON REQUEST -749 Dual Op Amp (\$1.00 value) with every order of \$10 or more, postmarked prior to 1/30/76.

ORDER TODAY—All items subject to prior sale and prices subject to change without notice. All items are new surplus parts — 100% functionality tested.

WRITE FOR FREE CATALOG offering hundreds of semiconductors not listed here. Send 10¢ stamp.

TERMS: All orders must be prepaid. We pay postage, \$1.00 handling charge on orders under \$10. Calif. residents add 6% sales tax. Foreign orders — add postage. COD orders — add \$1.00 service charge.

**ADVA** ELECTRONICS  
 BOX 4181 BB, WOODSIDE, CA 94062  
 Tel. (415) 851-0455  
 CIRCLE NO. 10 ON FREE INFORMATION CARD

POPULAR ELECTRONICS INDEXES. Detailed and complete subject indexes available to magazine years 1974, 1973, and 1972. Hundreds of subject references to help you quickly find that special project, article or product test. 1972, 1973, and 1974 editions \$1.50 each. All three editions only \$4.00. INDEXT. Box 2228. Falls Church, Va. 22042.

## PRO SPORTS ACTION FILMS

START A SPORTS FILMS COLLECTION FOR CHRISTMAS Here's what you can buy for \$6.95 PPD per 200' reel. 1970 World Series (Orioles/Reds), Super 8, B & W. 1972 Super Bowl (Dolphins/Cowboys), Super 8 or Standard 8, B & W. 1969 Super Bowl (Jets/Colts), Super 8, B & W. 1970 World Cup Soccer (Italy/Brazil (Pele)), Super 8, B & W. Regular price per print, \$8.95 + postage — you save \$2.00 + postage on every film you order. Quantities limited. Castle, Columbia or Sportlite films catalogs. 30 cents each (coins or stamps, please). SPORTLITE. Elect Dept.-12, Box 24-5Q0. Speedway, Indiana 46224.

## EMPLOYMENT OPPORTUNITIES

ELECTRONICS/AVIONICS EMPLOYMENT OPPORTUNITIES. Report on jobs now open. Details FREE. Aviation Employment Information Service, Box 240E, Northport, New York 11768.

## DO-IT-YOURSELF

TELEPHONES. All Types. Equipment. Supplies. Keyed. Regular. Decorator. Catalog. 50 cents. Box 1654J. Costa Mesa, California 92626.

## TREASURE FINDERS

FREE FACT-FILLED CATALOG! World's largest selection! Metal detectors starting at \$79.50. Two year guarantee! Three factories. U.S.-Canada. 1,200 dealers - Service Centers nationwide. Finest instruments at any price! Budget Terms. Dealer inquiries invited. Write: White's Electronics, Inc. Dept. PD52, 1011 Pleasant Valley Road, Sweet Home, Oregon 97386.

TREASURE FINDER locates buried gold, silver, coins, treasures. 6 powerful models. Instant financing available. Write or call for free catalog. Phone (713) 682-2728 day or night. Dealer inquiries invited. Relco, Dept. AA20, Box 10839, Houston, Texas 77018.

## REAL ESTATE

BIG... NEW... SPRING '76 CATALOG... Free! Over 2,700 top values coast to coast! UNITED FARM AGENCY, 612-EP, West 47th, Kansas City, MO 64112.

## SERVICES

PC BOARD negatives made photographically from your artwork. Now obtain professional results quickly, simply. 4x5 \$3.00 or SASE for information. Hatfield, 10139 Apache Road, Richmond, Virginia 23235. (804) 272-8403.

## MISCELLANEOUS

WINEMAKERS: Free illustrated catalog yeasts, equipment. Semplex, Box 12276P, Minneapolis, Minn 55412.

CHLORINE made at home. 8 cents/gallon Instructions. \$3.00 Golden Enterprises, Box 1282, Glendale, AZ 85311.

## LEARN MORE ABOUT PSYCHOLOGY FREE...

Write for FREE information on the unique 8 quarter credit course in Introductory Psychology developed by the University of California and psychology today magazine.

Write: STUDY PROGRAM, Dept. PE 12  
Rm. 715, One Park Avenue, N.Y., N.Y. 10016

## NEW KITS! NEW KITS!

### JAMES ELECTRONICS

P.O. BOX 822 BELMONT, CALIFORNIA 94002  
(415) 592-8097

**WALL or T.V. DIGITAL CLOCK**  
12 or 24 Hour, 25" VIEWING DISTANCE, Walnut Case-6" x3" x1", Hr. & Min.-6" High, Seconds-3" High  
Kit-All Comp. & Case — \$34.95  
Wired & Assembled — \$39.95



### POCKET CALCULATOR KIT

5 function plus constant—addressable memory with individual recall—8 digit display plus overflow—battery saver—uses standard or rechargeable batteries—all necessary parts in ready to assemble form—instructions included. 3" x 5 1/2"



**SPECIAL \$12.95 each**  
OPTIONS— 115VAC Transformer . . . . . 4.95 each  
6 each "N" Alkaline Batteries . . . . . 1.95 lot

The Logic Probe is a unit which is for the most part indispensable in trouble shooting logic families. TTL, DTL, RTL, CMOS. It derives the power it needs to operate directly off of the circuit under test, drawing a scant 10 mA max. It uses a MAN3 readout to indicate any of the following states by these symbols: (H) = 1 (LOW) = 0 (PULSE) = P. The Probe can detect high frequency pulses to 45 MHz. It can't be used at MOS levels or circuit damage will result.

### LOGIC PROBE



printed circuit board **\$9.95 Per Kit**

### MINI POWER SUPPLIES

These power supplies offer small size, with a wide choice of voltage outputs. They are all capable of delivering 300mA and have dimensions of 1" x 1" x 3". The voltages available are +5V, -5V, +6V, -6V, +12V, -12V. All of these units easily assemble in less than a half an hour, because of the fiberglass printed circuit board construction. Please specify voltage when ordering.

**\$9.95 per kit**

### LOW COST DIGITAL CLOCK KIT

Other companies have offered a low cost digital clock kit, but do not offer important extras such as, printed circuit boards, power supplies cases, etc. We at James are doing just the opposite by offering a complete clock kit, that includes everything down to the line cord. This kit uses .25" FND 70 displays for HOURS, MINUTES, and SECONDS, in conjunction with the MM5374 clock chip. The printed circuit board is of high quality fiberglass, which is plated. The case is a 6 1/2 x 1 1/2 x 1 walnut case with a plexiglass front, and is similar to the one in our TV WALL Digital clock. It is available without the case for \$16.95.

**\$19.95 per kit.**

## ELECTRONIC ROULETTE

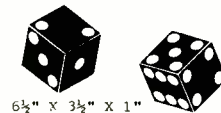
Complete kit with all components case and transformer.



8" x 8" x 1"  
A 56 page book on the facts of Roulette included. **\$29.95 Per Kit**

## ELECTRONIC CRAPS

Complete kit with all components case and transformer.



A 56 page book on the facts of Craps included. **\$19.95 Per Kit**

Satisfaction Guaranteed. \$5.00 Min. Order. U.S. Funds. Add \$1.25 for Postage — Write for FREE 1976 Catalog California Residents — Add 6% Sales Tax

**JAMES**  
P.O. BOX 822, BELMONT, CA. 94002  
PHONE ORDERS — (415) 592-8097

CIRCLE NO. 38 ON FREE INFORMATION CARD

# LIVE IN THE WORLD OF TOMORROW... TODAY!

And our FREE 164 PAGE CATALOG is packed with exciting and unusual values in electronic, hobby and science items — plus 4,500 finds for fun, study or profit... for every member of the family.

## A BETTER LIFE STARTS HERE

### PRO ELECTRONIC SOUND CATCHER

Parabolic mike w/ 18-3/4" transparent reflecting shield & 2 I.C.'s in amplifier magnifies signals 100x that of omni-direction mikes. Catch sounds never before heard! Highest signal to noise ratio poss. Earphones, tape recorder output, tripod socket; req. two 9v trans. batt. (not incl.)

- No. 1649AV... (5 1/2 LB.) ..... \$299.00 Ppd.
- LOW COST MODEL: NO EARPHONES, ELECTR. CIRC. No. 1665AV ..... \$149.95 Ppd.
- LOWER SENSITIVITY ECON. MOD. W/O ELECTR. No. 80,242AV ..... \$89.50 Ppd.



### ELECTRONIC DIGITAL STOPWATCH: \$69.95

A price breakthrough! New pocket size 4 oz. timer acc. to ±2% of reading (1/100 sec. increments). Compares with others twice the price! Instant error-free readouts to 9999.99 sec. (over 2 3/4 hr). Starts, stops re-starts (accumulates). Mechanical pushbutton & electrical remote on/off's w/any 3.5-150v AC/DC source. Plug-in jack. Incls. 9v batt. Solid state.

- No. 1943 AV (2 1/4 x 4 1/4 x 7/8") ..... \$69.95 Ppd.
- DELUXE 2 EVENT STOPWATCH (±0.01% OF LAST DIGIT) No. 1653 AV ..... \$149.95 Ppd.



### 50-150-300 POWER MICROSCOPE

Amazing Value—3 Achromatic Objective Lenses on Revolving Turret! Color-corrected, cemented achromatic lenses in objectives give far superior results to single lenses usually found in this microscope price range. Results are worth the difference! Fine rack and pinion focusing. Imported!

- Stock No. 70,008AV ..... \$45.00 Ppd.
- MOUNTED 500 POWER OBJECTIVE: Threaded achromatic lenses, 3mm F.L. Stock No. 30,197AV ..... \$9.75 Ppd.



### SEE MUSIC IN PULSATING COLOR

New 3 Channel Color Organ adds to music listening pleasure, lets you modulate 3 independent strings of colored lamps with intensity of your music to create an audio "light show." They flash, vary in brightness related to music's rhythm, pitch, volume—pulsating lighting performance to music! Fully assembled & priced half that of others, the Edmund Sound To Light Control is a terrific value. Plug in, turn on!

- No. 42,309AV... (ASSEMBLED) ..... \$17.95 Ppd.
- No. 42,336AV... (UNASSEMBLED) ..... \$13.95 Ppd.



WHEN YOU COME TO PHILADELPHIA BE SURE TO SEE  
**FREE BICENTENNIAL LIGHT SHOW**  
IN BARRINGTON, N.J. ONLY 10 MINUTES AWAY AT  
**EDMUND FACTORY STORE**

### WORLD'S SMALLEST CALCULATOR!



Small but mighty! 8-digit, 4-function electronic calculator does everything big ones do—even has automatic % key... for only \$19.95. Take it anywhere. Fits in your pocket—2/3 size of cigarette pack. 3 1/2 oz. dynamo features floating decimal, constant key, lead zero depression, more!

Includes plug-in rechargeable Ni-Cad battery pack. 2x 3 1/2 x 9/16" with plenty of room for most fingers. Another Edmund first with advanced technology.  
Stock No. 1945AV ..... \$19.95 Ppd.

### SOLAR ENERGY CUBE!



Unique demonstrator dramatically shows how sunlight converts to kinetic energy. Clear plastic Solar Energy Cube placed in the sun with its 3 highly efficient silicon solar cells powers the motor to whirl the propeller! Unit actually produces 1.5v DC, 825ma. Same cells found in our mighty panels. Speed directly related to sunlight available. Nothing to wear out! Great for executives, hobbyists, teachers.

No. 42,287AV... (4 x 4 x 4") ..... \$19.95 Ppd.

### KNOW YOUR ALPHA FROM THETA!



(L. E. D.) feedback. Reliable, easy-to-use unit comparable to costlier models. Completely safe. Comprehensive instruction booklet.

- No. 1635AV (8 x 3 x 4"; 24 oz.) ..... \$149.50 Ppd.
- DELUXE "ON" TIME MONITOR—Measures and records % No. 1652AV... (15 x 10 x 6") ..... \$299.50 Ppd.
- No. 71809AV LOW COST "STARTER" UNIT ..... \$55.00 Ppd.
- DO-IT-YOURSELF KIT No. 61,069AV ..... \$34.95 Ppd.

### LOW COST 7X INFRA-RED VIEWER



For infra-red crime detection surveillance, security system alignment, I.R. detection, laser checking, nite wildlife study, any work req. I.R. detection & conv. to visible spectrum. Self cont. scope w/everything incl I.R. light source.

- 6v or 12v power, 6032 I.R. converter tube, f/4.5 objective lens, adjust. triplet eyepiece. Focuses from 10' to infinity.
- No. 1659AV (11 x 14 1/4 x 3") ..... \$285.00 Ppd.
- WITHOUT LIGHT SOURCE No. 1663AV ..... \$225.00 Ppd.

### 4 1/4" ASTRONOMICAL TELESCOPE



See moon craters, rings of Saturn, double stars. New equatorial mount, f/10, 1.4 wave mirror (Pyrex). Gives theoretical limit of resolution. Rack & pinion focusing. Aluminum tube, 6X finder, 1" F.L. 45X Kellner achromatic eyepiece and Barlow lens to double & triple power up to 135X. Free Star Chart plus 2 Books.

- Stock No. 85,105AV (Shipping Wt. 42 lbs.) ..... \$159.50 FOB
- 4 1/4" WITH CLOCK DRIVE No. 85,107AV ..... \$199.50 FOB
- 6" REFLECTOR TELESCOPE (48X to 360X) No. 85,187AV ..... \$249.50 FOB
- 6" WITH CLOCK DRIVE No. 85,086AV ..... \$285.00 FOB
- 3" DELUXE REFLECTOR (30X to 90X) No. 80,162AV ..... \$89.95 Ppd.
- STANDARD 3" REFLECTOR No. 85,240AV ..... \$59.95 Ppd.



## MAIL COUPON FOR GIANT FREE CATALOG!

164 PAGES • MORE THAN **4500 UNUSUAL BARGAINS**

Completely new 1976 edition. New items, categories, illustrations. Dozens of electrical and electromagnetic parts, accessories. Enormous selection of Astronomical Telescopes. Unique lighting and ecological items. Microscopes, Binoculars, Magnifiers, Magnets, Lenses, Prisms. Hard-to-get surplus bargains. Ingenious scientific tools. 1000's of components.

**EDMUND SCIENTIFIC CO.**  
300 Edscorp Building, Barrington, N.J. 08007  
Please rush Free Giant Catalog "AV"

Name \_\_\_\_\_  
Address \_\_\_\_\_  
City \_\_\_\_\_ State \_\_\_\_\_ Zip \_\_\_\_\_



## COMPLETE & MAIL WITH CHECK OR M.O.

**EDMUND SCIENTIFIC CO.** 300 Edscorp Building, Barrington, N.J. 08007

How Many Stock No.	Description	Price Each	Total
<input type="checkbox"/>	PLEASE SEND GIANT FREE CATALOG "AV"		
<input type="checkbox"/>	Charge my BankAmericard		
<input type="checkbox"/>	Charge my Master Charge		

\*Add Handling Chg.: \$1.00, Orders Under \$5.00, 50¢, Orders Over \$5.00

Interbank No. \_\_\_\_\_

My Card No. Is \_\_\_\_\_

Card Expiration Date \_\_\_\_\_


30-DAY MONEY-BACK GUARANTEE. You must be satisfied or return any purchase in 30 days for full refund. \*\$15.00 minimum

Name \_\_\_\_\_  
Address \_\_\_\_\_  
City \_\_\_\_\_ State \_\_\_\_\_ Zip \_\_\_\_\_

Signature \_\_\_\_\_

enclose  check  money order for TOTAL \$ \_\_\_\_\_





## Creation of the new Calibration Standard filled a need... the acceptance of Stanton's 681 TRIPLE-E is unprecedented!

It was no accident!

The Recording Industry needed a new calibration standard because it had been cutting discs with higher accuracy to achieve greater definition and sound quality.

So, the engineers turned to Stanton for a cartridge of excellence to serve as a primary calibration standard in recording system check-outs.

The result: the *new* calibration standard, The Stanton 681 TRIPLE-E.

The rest is history!

Major recording studios adopted it . . . as did many of the smaller producers. Radio stations across the world put the 681 TRIPLE-E on all of their turntables, both for on-the-air broadcasting and for disc-to-tape transfer.

And, audiophiles by their purchases have voted it the outstanding stereo cartridge available.

The Stanton 681 TRIPLE-E offers improved tracking

at all frequencies. It achieves perfectly flat frequency response beyond 20 kHz. Its ultra miniaturized stylus assembly has substantially less mass than previously, yet it possesses even greater durability than had been previously thought possible to achieve.

Each 681 TRIPLE-E is guaranteed to meet its specifications within exacting limits and each one boasts the most meaningful warranty possible. An individually calibrated test result is packed with each unit.

As Julian D. Hirsch of Hirsch-Houck Labs wrote in Popular Electronics Magazine in April, 1975: "When we used the cartridge to play the best records we had through the best speaker systems at our disposal, the results were spectacular".

Whether your usage involves recording, broadcasting, or home entertainment, your choice should be the choice of the professionals . . . the STANTON 681 TRIPLE-E.



Write today for further information to Stanton Magnetics, Terminal Drive, Plainview, New York 11803

CIRCLE NO. 49 ON FREE INFORMATION CARD

# New Horizons In CB Performance

## The Johnson solid-state meter.



Clearly an improvement! Bright ruby red LED readouts let you read signal strength, transmitter power and modulation precisely ... at a glance! All solid-state, it's completely reliable regardless of temperature, dust or humidity. Solid-state metering — exclusive in the Messenger 1235J.

## Engineer's triumph ... Operator's dream.

Improving what is already the best is the ultimate challenge for the engineer. And the ultimate reward for the CB operator. Now you can experience the incredible interference rejection of the only dual cascaded crystal filtering system in CB — plus a new fully automatic noise limiter and RF-type noise blanker. It's a dream rig you can own! Messenger 323A.



## Johnson sideband. Again!



Nearly 10 years ago we introduced the first CB sideband radio ... now Johnson offers the most advanced SSB performance on-the-air! With color-keyed lights for USB/LSB/AM modes, individual controls for every function, and famous Johnson quality, performance, warranty and service. Viking 352.

Write for free catalog



# JOHNSON

E. F. JOHNSON COMPANY, WASECA, MINNESOTA 56093

In Canada: A. C. Simmonds & Sons, Ltd.

CIRCLE NO. 33 ON FREE INFORMATION CARD