

Popular Electronics

INCLUDING **Electronics World**

**HIRSCH-HOUCK LABS TESTS
4-CHANNEL CARTRIDGE
TAPE
PLAYERS**



Chasing
DX
on the
FM Band

**INDUSTRIAL
ROBOTS**

BUILD:

- Electronic Steam Whistle
- 4-Channel Synthesizer

TEST REPORTS:

- Advent Smaller Loudspeaker
- Superex FF-1 Headphones
- Simpson 260 (Series 6) VOM
- Techniques PC Art Kit
- Estes Transroc R/C Transmitter



Listen to
**PUBLIC
WEATHER
SERVICE**

3708015 01CW 245AF06 02
REG 615041E2044001AB 020
RE 0615041E2044001AB 020
W OELSCHLAGER
NOV 24 5
BROWN'S
NO 5
NO 08015

Discover the ease and excitement of learning Electronics with programmed equipment NRI sends you

When you train at home with NRI, you train with your hands as well as your head. You learn the WHY of Electronics, Communications, TV-Radio the NRI pioneering "3-Dimensional" way. NRI training is the result of more than half a century of simplifying, organizing, dramatizing subject matter, and providing personal services unique for a home study school. You get the kind of technical training that gives you priceless confidence as you gain experience equal to many, many months of training on the job.



NRI—The 53 Year Leader in Electronics Training

APPROVED UNDER NEW GI BILL

If you served since January 31 1955, or are in service, check GI line in postage-free card.



NRI's "discovery" method is the result of over half a century of leadership simplifying and dramatizing training at home

The FIRSTS described below are typical of NRI's half century of leadership in Electronics home training. When you enroll as an NRI student, you can be sure of gaining the in-demand technical knowledge and the priceless confidence of "hands-on" experience sought by employers in Communications, Television-Radio Servicing and Industrial and Military Electronics. Everything about NRI training is designed for your education . . . from the much-copied, educator-acclaimed Achievement Kit sent the day you enroll, to "bite-size" well-illustrated, easy to read texts programmed with designed-for-learning training equipment.

YOU GET YOUR FCC LICENSE OR YOUR MONEY BACK

There is no end of opportunity for the trained man in Electronics. You can earn \$6 or more an hour in spare time, have a business of your own or qualify quickly for career positions in business, industry, government. And if you enroll for any of five NRI courses in Communications, NRI prepares you for your FCC License exams. *You must pass* or NRI refunds your tuition in full. No school offers a more liberal money-back agreement. The full story about NRI leadership in Electronics training is in the new NRI Catalog. Mail postage-free card today. No salesman is going to call.
NATIONAL RADIO INSTITUTE, Washington, D.C. 20016

APPROVED UNDER NEW GI BILL If you have served since January 31, 1955, or are in service, check GI line on postage-free card.

designed from chassis up for your education



first to give you true-to-life experiences as a communications technician. Every fascinating step you take in NRI Communications training, including circuit analysis of your own 25-watt, phone/cw transmitter, is engineered to help you prove theory and later apply it on the job. Studio equipment operation and troubleshooting become a matter of easily remembered logic.



first to give you completely specialized training kits engineered for business, industrial and military Electronics. Shown above is your own training center in solid state motor control and analog computer servo-mechanisms. Telemetering circuits, solid-state multi-vibrators, and problem-solving digital computer circuits are also included in your course.

Popular Electronics

WORLD'S
LARGEST-SELLING
ELECTRONICS MAGAZINE

INCLUDING **Electronics World**

FEATURE ARTICLES

- 26 SURVEY OF FOUR-CHANNEL CARTRIDGE TAPE PLAYERS** *Julian D. Hirsch*
Tests of seven representative models for the home, including operational details and frequency responses
- 40 CHASING DX ON THE FM BAND** *Richard E. Wood*
Picking up stereo signals is sometimes possible and amazingly long distances can be logged
- 42 PUBLIC WEATHER BROADCASTS FROM COAST TO COAST** *Howard W. Granoff*
The Radio Weather Network broadcasts 24 hours a day for individuals, institutions and service groups
- 46 THE ORIGIN OF OHM'S LAW** *David L. Heiserman*
Story of the man whose name was given to electricity's most basic equation
- 48 A LOOK AT INDUSTRIAL ROBOTS** *Edward A. Lacy*
How they work and the jobs they perform
- 58 A VERSATILE POCKET CALCULATOR** *John T. Frye*
Hewlett-Packard's Model HP 35 holds great promise as a tool in practical engineering computations
- 84 HAWAII'S TALLEST TOWERS**

THE SCENES

- 10 STEREO SCENE** *J. Gordon Holt*
Choosing the stereo system that is right for you
- 76 TELEVISION SCENE** *Forest H. Belt*
All about RCA's new color receivers

ZIFF-DAVIS PUBLISHING COMPANY
Editorial and Executive Offices
One Park Avenue, New York, New York 10016
212 679-7200

William Ziff, President
W. Bradford Briggs, Executive Vice President
Hershel B. Sarbin, Senior Vice President and Secretary
Stanley R. Greenfield, Senior Vice President
Philip Sine, Financial Vice President and Treasurer
Phillip T. Heffernan, Vice President, Marketing
Frank Pomerantz, Vice President, Creative Services
Arthur W. Butzow, Vice President, Production
Edward D. Muhlfeld, Vice President, Aviation Division
Irwin Robinson, Vice President, Travel Division
George Morrissey, Vice President
Sydney H. Rogers, Vice President
Lawrence Sporn, Circulation Director

POPULAR ELECTRONICS Including ELECTRONICS WORLD, May 1972, Volume 1, Number 5. Published monthly at One Park Ave., New York, NY 10016. One year subscription rate for U.S., U.S. Possessions and Canada, \$6.00; all other countries, \$7.00. Second class postage paid at New York, N.Y. and at additional mailing offices. Authorized as second class mail by the Post Office Department, Ottawa, Canada and for payment of postage in cash. Subscription service and Forms 3579, P.O. Box 1096, Flushing, NY 11352. Editorial offices for manuscript contributions, reader inquiries, etc.: One Park Ave., New York, NY 10016.

POPULAR ELECTRONICS Including ELECTRONICS WORLD is indexed in the Reader's Guide to Periodical Literature.

Copyright © 1972 by ZIFF-DAVIS PUBLISHING COMPANY. All rights reserved.

POPULAR ELECTRONICS Including Electronics World

EDGAR W. HOPPER
Publisher
WM. A. STOCKLIN
Editorial Director
MILTON S. SNITZER
Editor
LESLIE SOLOMON
Technical Editor
JOHN R. RIGGS
Managing Editor
EDWARD I. BUXBAUM
Art Director

ALEXANDER W. BURAWA
Associate Editor
ANDRE DUZANT
Technical Illustrator
JUDITH L. HOGAN
Editorial Assistant
FOREST H. BELT
JOHN T. FRYE
DAVID L. HEISERMAN
J. GORDON HOLT
RICHARD HUMPHREY
Contributing Editors

JOSEPH E. HALLORAN
Advertising Director
RICHARD J. HALPERN
Advertising Manager
MADELEINE LITTMAN
Advertising Service Manager
STANLEY NEUFELD
Associate Publisher
FURMAN H. HEBB
Group Vice President
Electronics and Photographic

CONSTRUCTION STORIES

- 32 FOUR-CHANNEL SYNTHESIZER** *James Bongiorno*
Four channels from two using a novel active-element circuit
- 35 INEXPENSIVE TRANSISTOR POWER SUPPLY** *Frank H. Tooker*
- 45 A LINEAR-SCALE OHMMETER** *Gerald Beene*
Simple circuit makes VTVM's easier to interpret
- 51 ELECTRONIC STEAM WHISTLE** *John S. Simonton, Jr.*
Great addition for model railroads or antique cars

PRODUCT TEST REPORTS

- 62 THE SMALLER ADVENT LOUDSPEAKER**
- 64 SUPEREX MODEL FF-1 HEADPHONES**
- 66 TECHNIQUES 5200 NEGATIVE ART KIT**
- 68 SIMPSON MODEL 260 SERIES 6 VOM**
- 69 ESTES TRANSROC RADIO CONTROL TRANSMITTER**

DEPARTMENTS

- 6 EDITORIAL** *Milton S. Snitzer*
Hearing aids and hi-fi
- 22 LETTERS**
- 24 NEWS HIGHLIGHTS**
- 88 NEW LITERATURE**
- 94 NEW PRODUCTS**
- 96 ELECTRONICS LIBRARY**

READER SERVICE CARD ON BACK COVER

Midwestern Office
The Patis Group, 4761 West Touhy Ave.,
Lincolnwood, Illinois 60644, 312 679-1100
GERALD E. WOLFE, DICK POWELL
DICK GOVATSKI, MANLEY LUDWIG

Western Office
9025 Wilshire Boulevard, Beverly Hills, California 90211
213 273-8050; BRADSHAW 2-1161
Western Advertising Manager, BUD DEAN

Japan: James Yagi
Oji Palace Aoyama; 6-25, Minami Aoyama
6 Chome, Minato-Ku, Tokyo 407-1930/6821

Ziff-Davis also publishes Boating, Car and Driver, Cycle, Flying, Modern Bride, Popular Photography, Skiing, and Stereo Review.

Forms 3579 and all subscription correspondence should be addressed to POPULAR ELECTRONICS Including ELECTRONICS WORLD, Circulation Department, P.O. Box 1096, Flushing, NY 11352, Please allow at least eight weeks for change of address. Include your old address, as well as new—enclosing, if possible, an address label from a recent issue.

Editorial contributions must be accompanied by return postage and will be handled with reasonable care; however, publisher assumes no responsibility for return or safety of art work, photographs or manuscripts.



Member Audit Bureau
of Circulations



Editorial

By Milton S. Snitzer, Editor

HEARING AIDS AND HI-FI

The other day we accepted an invitation from Zenith to attend a press showing of a couple of films. One of these films is 5 minutes long, the other is 1 minute long, and they are being offered free to television stations throughout the U.S. and Canada. The films are entitled "The Bridge," and they feature Arthur Fiedler, world-renowned conductor of the Boston Pops Orchestra. The films attempt to bridge the "lack of understanding" gap between those with partial hearing and those with normal hearing.

The films end by offering the public a free educational phonograph record entitled "Getting Through," which simulates how hearing impairment affects a person's ability to hear conversation and music as well as to detect meaningful sounds. The record is designed to show the person with normal hearing what it's like to be hard of hearing. It also shows what a hearing aid can do to bring back some normalcy to the person whose hearing is impaired. The record should be of special interest to anyone who has a hard-of-hearing person in his family, in his circle of friends, or on the job.

The hearing aid is strictly a piece of electronic equipment. It consists of a microphone, an audio amplifier, and an earphone transducer connected to a specially shaped ear piece. The hearing-aid manufacturers were among the first to use transistors in a commercial product and the first to use integrated circuits. The idea is, of course, to achieve miniaturization; some hearing aids are contained completely in the ear, or behind the ear, or in the earpiece of a pair of glasses.

There are over 20 million people in the U.S. that have some hearing problem. Most of these, about 15 million, could be helped with a hearing aid. Most such people have a hearing loss at the higher frequencies. Hence, those wonderful highs that a good hi-fi system produces are lost on such people. To them a modern stereo orchestral record may sound like the "tinny" phonographs of the 1920's. With a properly fitted hearing aid to restore the highs, the loss is compensated for to some extent. Here again is another case where electronics is helping the handicapped.

Incidentally, if you want a free copy of the record, write to Zenith, P.O. Box 35012, Chicago, Illinois 60635.

GET "ON TARGET"



Get Your F.C.C. License and Your A. S. Degree

● Get Ahead in Electronics ●

*The Way to Get Ahead in Electronics is
To Get More Knowledge Into Your Head
And a Grantham Degree Into Your Pocket!*

Grantham School of Engineering

• Established in 1951 •



1505 N. Western Ave.
Hollywood, Calif. 90027

Telephone:
(213) 469-7878

If You Want To Get Ahead in Electronics, Get ON TARGET Now!

Are you planning your future or just drifting into it? Don't depend on luck; take aim. Prepare yourself for the future by getting plenty of "know how." Be ready to take advantage of opportunity when it knocks. Get more *real* education in electronics now.

GRANTHAM TRAINING PREPARES YOU

Grantham School of Engineering is a college-level correspondence institution, authorized under the laws of the State of California to grant academic degrees. The School is approved under the G.I. Bill and is accredited by the Accrediting Commission of the National Home Study Council.

You can advance your career in electronics by

STUDYING AT HOME

for your F.C.C. license and for your Associate in Science Degree. Grantham offers a college-level home study program in Electronics Technology & Engineering, consisting of a series of three separate correspondence courses which logically follow each other, preparing you for three levels of advancement in your electronics career. Mail coupon or postcard for our free bulletin which gives details.

Grantham School of Engineering PE-5-72

1505 N. Western Ave., Hollywood, Calif. 90027

Please send me your free Bulletin which explains how the Grantham educational program can prepare me for a degree in electronics.

- I am a beginner in electronics.
- I have a little experience with electronic equipment.
- I am an experienced electronics technician.

Name _____


Address _____

City _____ State _____ Zip _____

Let ICS mail you a FREE demonstration lesson without obligation... to prove that you can learn TV Servicing at home.

Credit towards a Certified Electronic Technician (C.E.T.) rating will be granted by the National Electronics Association to ICS students upon completion of the ICS Career Program in TV Service/Repair.





Practice on a new 25" MOTOROLA QUASAR II® chassis.

TV Servicing is a satisfying career . . . and the pay is great. Qualified men are needed now to maintain the 93 million sets in U.S. homes. And prospects for the future are even brighter.

Now . . . here's an opportunity for you to prove to yourself that *you* can learn TV Servicing . . . at home, in your spare time. ICS, the world's most experienced home-study school, will send you a **FREE** Demonstration Lesson (complete with sample questions) if you will merely fill out the coupon below and mail it to us.

In addition to your free demonstration lesson, we'll send you . . . also **FREE** . . . a brochure that describes the 25" (diagonally measured screen) MOTOROLA QUASAR II® Color TV chassis that we include in our TV Service Training Program.

This chassis with automatic fine tuning control is ideal for training purposes because it combines solid state devices with vacuum tubes to give you both kinds of practical experience. All parts carry Motorola's two year replacement guarantee!

The QUASAR II chassis comes to you in three basic sub-assemblies . . . **NOT AS A KIT** . . . because we want you to learn how to *repair* TV sets, not build them.

Our free literature also describes the fully assembled test equipment you receive such as the Deluxe 5" Solid State Oscilloscope, the tools and the learn-by-doing kits, all of the finest quality.

And we're going to tell you about eight other career opportunities in Electronics and the ICS Career Programs that can help prepare you for them.

All you've got to do is mail the coupon.

SEND IT TODAY!

ICS

Since 1890
School of Electronics
Scranton, Pa. 18515

Canadian residents use above address for service from ICS Canadian, Ltd. In Hawaii use Post Office Box 418, Honolulu.

Approved for veterans under the new GI bill/approved for federally insured loans/Accredited by the Accrediting Commission of the National Home Study Council

ICS School of Electronics
Scranton, Pa. 18515

Dept. AA202Y

YES, I want you to mail to me without obligation, the **FREE DEMONSTRATION LESSON** and complete literature on the career program checked below. (Please check one.)

- | | |
|---|--|
| <input type="checkbox"/> Color TV Servicing | <input type="checkbox"/> FCC License |
| <input type="checkbox"/> Computer Maintenance | <input type="checkbox"/> Communications/ Broadcasting |
| <input type="checkbox"/> CATV Installation | <input type="checkbox"/> Hi-Fi Sound Systems |
| <input type="checkbox"/> Telephony | <input type="checkbox"/> Industrial Electronics |

Name _____ Age _____

Address _____

City _____

State _____ Zip _____

CIRCLE NO. 47 ON READER SERVICE CARD



Stereo Scene

By J. Gordon Holt

EVERY audiophile wants the best hi-fi system his money can buy. For this reason, each of his component purchases is likely to be preceded by months of tortured indecision, while he pores over catalogs and manufacturers' blurb sheets. Meanwhile he reads every equipment report he can find, re-reading them several times to divine what the reviewer really meant when he said, "This is the finest amplifier measuring 8 by 4 by 15 inches and weighing 13 lb that we have ever tested."

Sometimes, the audiophile is even moved to write to magazine editors and ask, "Really and truly, now, what is the *very* best amplifier costing under \$300?" The answer, usually, is "There is no very best; it all depends on what you're looking for." If the audiophile is per-


sistent, he may say again, "What I am looking for is the very best amplifier costing under \$300." To which the reply is likely to be, "The very best amplifier for under \$300 is the one for less than \$300 that best suits your needs." This kind of exchange can go on for months; and, indeed, it has been known to. But the magazine editors are not really copping out. They speak words that are very true.

Imagine for a moment that you are a magazine editor, in charge of testing pieces of equipment and writing reports on them. "Ah," you may think, "wouldn't that be nice. *Then* there'd be no secrets kept from me. I could compare them all and *pick* the very best, and you can bet *I'd* tell all my readers which was which." Would you now?

Imagine that, after years of testing, you finally narrowed the loudspeaker field to three contenders for "the best." Loudspeaker A has the smoothest, most extended high end you've ever heard, superb transient response and "snap," and the deepest, tightest bass. However, it has a rather pronounced middle-range "awk" coloration and higher distortion than the other two systems. System B has the lowest distortion and the most transparent over-all sound, but it is inefficient. It has comparatively limited power-handling ability, and it tends to make things sound rather more distant than they are supposed to be. System C has the smoothest, most neutral-sounding middle range, seeming neither distant nor close-up; but it is a bit shy in the deep bass range, and is rather deficient in over-all "snap." Now that there are no secrets being withheld from you, what do *you* tell an eager audiophile who

Choosing The Stereo System That's Right For You

Why buy a CB radio that butts in on your conversation?



Because emergencies don't wait to happen. They interrupt.

That's why we created the new Cobra 28 Citizen's Band radio. With the Cobra 28, if a distress call comes in on emergency Channel-9, it's going to butt in on you. No matter what channel you're operating on. You can be transmitting or receiving on any one of the Cobra 28's other 22 channels and still be monitoring Ch-9 at the same time.

This practical new feature is called the Emergency Channel-9 Scan-Alert, and you get it on the Cobra 28.

Here's how the Scan-Alert works. Just slide the Ch-9 Scan switch to "scan" position. Then if you're operating on any of the other 22 CB channels and an emergency call comes in on Ch-9, it'll cut right in on whatever frequency you're already on. After the call has been received, the

Scan will then return to the channel you were on prior to the emergency call.

Then if you decide you want to transmit on Ch-9, just flick the Ch-9 HOLD switch and you're then locked into Ch-9 independently of the channel selector switch.

So now you can transmit and receive on Ch-9 without resetting the channel selector.

Of course, the Ch-9 Scan-Alert is switchable. Just turn the Scan switch to the "off" position if you don't want Ch-9 to butt in on you.

Also included in the new Cobra 28: Full 5 watts power with Dynaboost speech compression, RF Noise blanker, automatic noise limiter, PA system output, Delta tune control, ANL/NB switch, channel indicator lights, PWR/S Meter and many other features that make the Cobra 28 the most complete Mobile CB radio at a fantastic price.

This new Cobra is the perfect way to help with emergencies in your area.

So butt in on your local CB dealer and ask to see the new Cobra 28. Or write us direct for more information.

23 Channel CB Radio with Ch-9 Scan-Alert **\$179.95**



COBRA 28

Product of DYNASCAN CORPORATION • 1801 W. Belle Plaine • Chicago, Illinois 60613

CIRCLE NO. 7 ON READER SERVICE CARD

wants to know which is the best of these three loudspeakers? You try to be honest with him and say, "Well, it all depends on what you want out of your speaker system." Of course he knows you're hedging.

The same goes for other components. The preamp with the best sound is not the one with the most versatile tone controls. The power amplifier with the cleanest sound has too much power for some loudspeakers and over-damps others, causing bass deficiency. The tape recorder with the lowest wow and flutter is difficult to thread and has higher distortion than one with audible flutter. And so it goes.

What's Best For You? It is a platitude—and a truism—that measurements don't tell the whole story. But even if measurements *could* allow us to predict exactly how something will affect the signals passing through a system, no measurements can ever predict how your hearing will react to whatever the system is doing to the sound. Don't hold your breath, but until the age of absolute perfection arrives, every component is going to do *something* to the sound. If the components didn't, your listening room would. And if it didn't, you still might not like what you hear. But rather than sit and decry the impossibility of ever having someone tell you what's best for you, you can find out for yourself. It just takes a bit of planning, with an eye to your own personality and listening habits.

Just as there are some microphones that do a better job than others on certain instruments, there are some hi-fi systems which seem to suit certain kinds of music. And just as recording engineers disagree as to which mikes are best for which instruments, the personal characteristics and habits of hi-fi listeners make them disagree as to which systems are best for which kinds of music. If you can formulate some kind of personality profile of yourself as a listener, you're well on your way to finding a hi-fi system that will please you.


First of all, are you really sure you need a component system at all? Do you spend more time thinking about how impressed your non-hi-fi friends will be with your system than about how it will sound to you? If so, you don't want sound,

you want status; and your best bet is to assemble the highest-priced system you can afford from among the components advertised in the mass-circulation magazines and status newspapers. It may even sound very good—certainly not bad—and it will convince all your non-hi-fi friends of your personality and your own good taste.

Do you use music exclusively as a background for other activities? If so, don't waste your money on an expensive component system; all you need is something that sounds pleasant, which means fairly good low-end performance and rather dull highs. A showy high end may sound impressive in a store, but it is a waste of money to pay for super-tweeters and then listen to the system with the treble turned all the way down. A suitable system, however, can be a relatively inexpensive, ready-built, just-connect-the-wires-together-and-plug-in "component" system, or a console in as large and ornate a cabinet as your decor demands. Any money left over can go toward buying some good recordings that you want.

The Bachelor-Pad System. The background-music system that is to provide atmosphere conducive to seductions demands somewhat higher fi; because during the first few minutes after it is turned on it is usually listened to at moderately high volume, and it must be good enough not to offend or it will lose its effectiveness. The system should sound rich and opulent, which means there should be *some* highs, but clean ones, and the bass should be full but not boomy. A modest separate-component system is called for here, although there are some complete, ready-built "component" systems available that will do as well if not better sonically than components you've chosen yourself. However, these do lack that little aura of having been selected individually by their owner.

If you do sit down alone occasionally and listen to music, without doing anything else to occupy or distract your mind, then you are likely to hear what is coming from the speakers and are fair game for a really good reproducing system. But what *kind* of system? This, again, is for you to decide.



Save money and improve car performance at the same time.

Maintenance costs go down and performance increases when you put a Delta Mark Ten Capacitive Discharge Ignition System on your car.

For eight years we've been telling you about the tremendous advantages of CDI systems. We've promised and delivered better performance for cars, boats and trucks. Hundreds of thousands of satisfied customers testify to that fact. However during these eight years, we've been asked over and over again, "If CDI systems are so great, why doesn't Detroit adopt them?" It's taken a long time, but finally Detroit has recognized the value of the CDI system. Chrysler, long noted for excellence in engineering, is now installing electronic ignitions in new cars. Have you seen their ads? Heard their commercials? They're repeating what we've said for eight years. *Electronic ignition systems not only improve performance, but eliminate the need for most tune-ups.* If you're not buying a new car, but want new car performance, put a Mark Ten or Mark Ten B on your present automobile. If you're purchasing a new car with no CDI system, install a Mark Ten or Mark Ten B and enjoy the benefits of low maintenance and increased performance.

HERE'S WHAT A MARK TEN WILL DO FOR YOU:

Mark Ten and Mark Ten B—up to 20% increase in gasoline mileage Eliminates 3 out of 4 tune-ups Installs in only 10 minutes Spark plugs last 3 to 10 times longer Dramatic increase in performance Promotes more complete combustion Instant starts in all weather.

Mark Ten B—Improves combustion, reducing contaminants Handy switch with redundant contacts for instant return to standard ignition Applicable to ANY 12 volt negative ground engine Eliminates starting and idle problems Longer spark duration during cranking and idling.

Superior Products at Sensible Prices

Mark Ten (Assembled) \$44.95 ppd

Mark Ten (Deltakit) \$29.95 ppd

Kit available in 12 volt only, positive or negative ground

Mark Ten B \$59.95 ppd
(12 volt negative ground only)

Order today!



DELTA PRODUCTS, INC.

P.O. Box 1147 / Grand Junction, Colo. 81501
(303) 242-9000

Dept. PE

Please send me literature immediately:

Enclosed is \$___ Ship ppd. Ship C.O.D.

Please send:

___ Mark Ten B @ \$59.95

___ Standard Mark Ten (Assembled) @ \$44.95

___ 6 Volt: Neg. Ground Only ___ Positive Ground

___ 12 Volt: Specify ___ Negative Ground

___ Standard Mark Ten (Deltakit®) @ \$29.95
(12 Volt Positive Or Negative Ground Only)

Car Year _____ Make _____

Name _____

Address _____

City/State _____ Zip _____

CIRCLE NO. 10 ON READER SERVICE CARD

**Dreaming about
a pair of \$300
condenser
microphones?**

**Think seriously
about these:
\$39.75* each!**



**Model 1710 Electret
Condenser Omnidirectional Microphone**

All of the great condenser advantages are here without compromise. Flat, extended range, excellent transient response, high output, low noise, and ultra-clean sound. But the new E-V electret condenser microphones need no high voltage power supply. Just an AA penlite battery to operate the built-in FET impedance converter. The result is studio performance without complications and at a dramatically lower price.

There are 4 new E-V electret microphones, including cardioid models, from \$39.75 to just \$75.00, audiophile net. Second-generation designs with unusually high resistance to heat and humidity. Hear them today at your nearby Electro-Voice sound-room. Or write for details.

More U. S. recording studios use Electro-Voice microphones than any other brand.

*Suggested retail price. Microphones shown on Model 421 Desk Stand. \$12.00 each.

Electro-Voice® a Gulton
COMPANY

ELECTRO-VOICE, INC., Dept. 522P
630 Cecil Street, Buchanan, Michigan 49107
In Europe: Electro-Voice, S.A., Römerstrasse 49,
2560 Nidau, Switzerland

CIRCLE NO. 13 ON READER SERVICE CARD

Although it is difficult, and often pointless, to try to stereotype people, it is a help in selecting hi-fi components if you can match them to your "personality type." If you think of yourself as the extroverted, athletic, easygoing, confident type, you will probably prefer reproduced sound that is rather forwardly projected and "authoritarian." Which means you will more than likely be happier with horn-type speakers (covering the upper ranges, anyway) or cone speakers with a high degree of presence. If you are more sensitive, finicky, reserved, and retiring, you will probably prefer the more distant, "polite" sound of most electrostatic or low-efficiency acoustic-suspension speakers. If you figure your personality is somewhere in between, you'll probably want a fairly "neutral" sound, which can be found among the cone and also the electrostatic speakers.

What Do You Listen To? What kind of music do you listen to most often, when not entertaining guests? If your answer is classical, and you type yourself as more introverted than extroverted, you are going to be harder to please than any other kind of listener. You may have access to the "real thing" from time to time, un-amplified and un-canned, as a standard of comparison, and the sounds of massed violins, high trumpets, or a female chorus are harder to reproduce naturally than just about any other musical sounds. You will want the lowest distortion and the smoothest response from your system, and since you may end up preferring electrostatic speakers, you might well consider them at the outset. You may also wish to investigate tube-type components. (They are still around.) They tend to be more tolerant of electrostatic loads than many solid-state amplifiers.

If classics are your bag, but you are more the robust, outgoing type, you will be less inclined to quibble over such sonic subtleties as sweetness and transparency, and more inclined to value crispness, tautness, and clarity. You may also be inclined to prefer higher levels than the introspective type, so you should consider horn-type speakers or forward-sounding cones, and some of the better solid-state amplifiers.

"I learned my job in the U.S. Air Force."

One of the best reasons to join the Air Force is to take advantage of the training they offer young men and women. Training that is guaranteed in your choice of career fields. Training that will enable you to enjoy the rewards of a career rather than the monotony of a job...in or out of the service.



Electronics Specialist

The Air Force has many good jobs to choose from, including: Mechanics, Dental, Medical, Civil Engineering, Accounting, and Printing. And the Air Force pays you well while you learn any one of them.

With an Air Force skill mastered you can enter civilian life with a lot more than just memories. With the training learned in the Air Force, you can be equipped to land a job with real responsibilities and good pay. And why not? You have both knowledge and experience, the two qualities civilian employers value most. And the qualities on which the foundation of a solid future can be built.

If you need any more reasons to find yourself in the Air Force, consider the recent pay raise that more than doubles your starting salary as an airman. In addition, there's 30 days' paid vacation each year, free dental and medical care, a chance to continue your education, commissary and exchange privileges, travel, job security.

For the full story, contact your local Air Force Recruiter, or call 800-631-1972 toll free.*

Get more out of the service than just the completion of your military obligation...get a career.

U.S. AIR FORCE RECRUITING SERVICE
DIRECTORATE OF ADVERTISING (APV)
RANDOLPH AIR FORCE BASE
TEXAS 78148

1-PE-52

Name _____
High School _____
Address _____
City _____ County _____ State _____ Zip _____
Phone _____ Date of Birth _____

I understand there is no obligation.

Find yourself in the Air Force.

*In New Jersey call 800-962-2803.

Stanton quality is a very special quality... in headphones too.



The standards which made Stanton the "ultimate" cartridge are also reflected in the unique new Stanton Dynaphase Sixty Headphone.

It employs an extremely wide-range, two-way dynamic reproduction system. A separate woofer and tweeter are acoustically mounted in each earpiece and a special crossover network precisely channels the highs and lows to each ear, creating a truly breathtaking feeling of presence.

The fully adjustable headband and softly cushioned earpieces are stitched (not heat-sealed). The simple blue-black and chrome color scheme make Stanton Dynaphase Headphones the most beautiful way to listen to music. Only \$59.95.

Other models from \$39.95 plus extension cords and remote-control accessories. Write for data sheets to Stanton Magnetics, Inc., Terminal Drive, Plainview, Long Island, New York 11803.




Manufacturers of the world famous Stanton Calibration Cartridges and the renowned Isophase Electrostatic Headset Systems.

CIRCLE NO. 35 ON READER SERVICE CARD

If you're a "hard" or "acid" rock enthusiast, who likes to listen at very high volume levels without incurring the wrath of neighbors, the range of hi-fi equipment available to you is rather limited. Most hi-fi components are not designed to work at extremely high levels, and while there are hi-fi amplifiers available with the necessary power, there are few hi-fi loudspeakers that will take it. Special high-level speaker systems are made specifically for this purpose (as well as for public-address work); but few are as good, in terms of range and smoothness, as the better speakers intended for the usual listening requirements at home. If you want the benefits of the best speakers and also demand high volume levels, get a moderately to highly efficient hi-fi system, and drive it with an amplifier whose capabilities for maximum continuous power output are no greater than the rated program-power capacity of the loudspeaker.

If you consider yourself as being somewhere between the introvert and extrovert, or if your primary musical interests are in "soft" rock, "mood" music, pops, folk music, shows and so on, you will probably not be as demanding of "sweetness" as the classical introvert, nor as demanding in terms of volume as the classical extrovert. You thus have by far the widest range of equipment to choose from, which is a mixed blessing. We'll narrow the field, though, in a subsequent Stereo Scene. ♦





The latest word on Electronics!

Sams presents 9 brand new or completely revised books ...invaluable working aids for anyone in electronics.

TRANSISTOR SPECIFICATIONS MANUAL 5th Edition

by the Howard W. Sams Engineering Staff
160 fact-packed pages of electrical and physical data for nearly 10,000 transistor types. Lists electrical and physical parameters, essential facts for servicing, and manufacturers of each type. All EIA-registered TO outlines are shown and dimensioned drawings are provided for nonstandard cases.

No. 20863 \$4.50

ABC'S OF ELECTRONIC POWER

by Rufus P. Turner

A clear explanation of electronic power and how to measure it, each point clearly illustrated by worked-out examples. No step in the mathematical solution is omitted. Covers: fundamentals, dc power measurement, ac power measurement, at power measurement.

No. 20884 \$3.50

TUBE SUBSTITUTION HANDBOOK 15th Edition

by the Howard W. Sams Engineering Staff

The most complete, up-to-date direct tube substitution guide you can use. Includes over 12,000 substitutions for receiving and picture tubes. Easy to use. Sections cover: cross reference of all American receiving tubes, picture tubes and recommended substitutions, cross reference of subminiature tubes, industrial substitutions for receiving tubes, communications and special-purpose tube substitutions, cross reference of American and foreign tubes.

No. 20889 \$1.75

TRANSISTOR SUBSTITUTION HANDBOOK 12th Edition

by the Howard W. Sams Engineering Staff
Here is the answer if you can't get an exact replacement for a failed transistor. Using computers, the Sams Engineering Staff made over a billion comparisons of electrical and physical parameters of all transistors. The over 100,000 substitutions that can be safely and satisfactorily made are listed here in easy-to-find order.

No. 20899 \$2.25

ABC'S OF BOOLEAN ALGEBRA 3rd Edition

by Allan Lytel and Lawrence Buckmaster

A knowledge of Boolean algebra, the algebra of logic, is essential for anyone wishing to understand the logical functions of computer circuitry. This text introduces and explains symbolic logic and shows, with simple block diagrams and examples, the relation between language and switches, and the principles of logical design. It shows how to write logical expressions, expand and simplify them, and how to use relays and switches in circuits.

No. 20867 \$3.50

QUESTIONS AND ANSWERS

ABOUT CB OPERATION 2nd Edition

by Leo G. Sands

A quick and handy reference source of information about CB radio: its classes and uses, licensing and FCC rules, operating procedures, selection of CB equipment, and installation of transceivers and antennas in mobile and fixed-station locations. As valuable for anyone who works with CB radio as it is for electronics engineers and technicians.

No. 20893 \$2.95

SEMICONDUCTOR DIODE LASERS

by Ralph W. Campbell & Forest M. Mims

This introduction to the rapidly expanding use of the injection laser shows how the science progressed from ruby rods to its present compact, highly efficient, and economical form of the semiconductor diode laser. It gives information on construction methods, circuits, conventional and infrared photographs, power requirements, power output, practical uses, and future possibilities.

No. 20887 \$5.95 (tentative)

SOLID STATE SERVICING

by William Sloat

Easy-to-understand, practical service information to aid the service technician in repairing any solid state electronic equipment used in black and white TV, color TV, and radio circuitry. Includes troubleshooting hints and procedures.

No. 20888 \$4.95 (tentative)

RADIO AMATEUR OPERATING HANDBOOK

by Marshall Lincoln, W7DQS

While it is not a technical book on electronics, this book is a practical single-source working guide for hams. It covers all facets of on-the-air operating activities as well as the building, testing, and modifying of equipment. It is particularly intended to improve the ham's operating methods and techniques in radio communication.

No. 24028 \$4.95



HOWARD W. SAMS & CO., INC.

PE 052

Order from your Electronics Parts Distributor, or mail to Howard W. Sams & Co., Inc., 4300 West 62nd Street, Indianapolis, Indiana 46266.

Send books checked at right, \$_____ enclosed. Please include sales tax where applicable. Canadian prices slightly higher.

_____ Send Free 1972 Sams Book Catalog.

Name _____

Address _____

City _____

State _____

Zip _____

- | | |
|--------------------------------|--------------------------------|
| <input type="checkbox"/> 20883 | <input type="checkbox"/> 20893 |
| <input type="checkbox"/> 20884 | <input type="checkbox"/> 20887 |
| <input type="checkbox"/> 20889 | <input type="checkbox"/> 20888 |
| <input type="checkbox"/> 20899 | <input type="checkbox"/> 24028 |
| <input type="checkbox"/> 20867 | |

CIRCLE NO. 29 ON READER SERVICE CARD

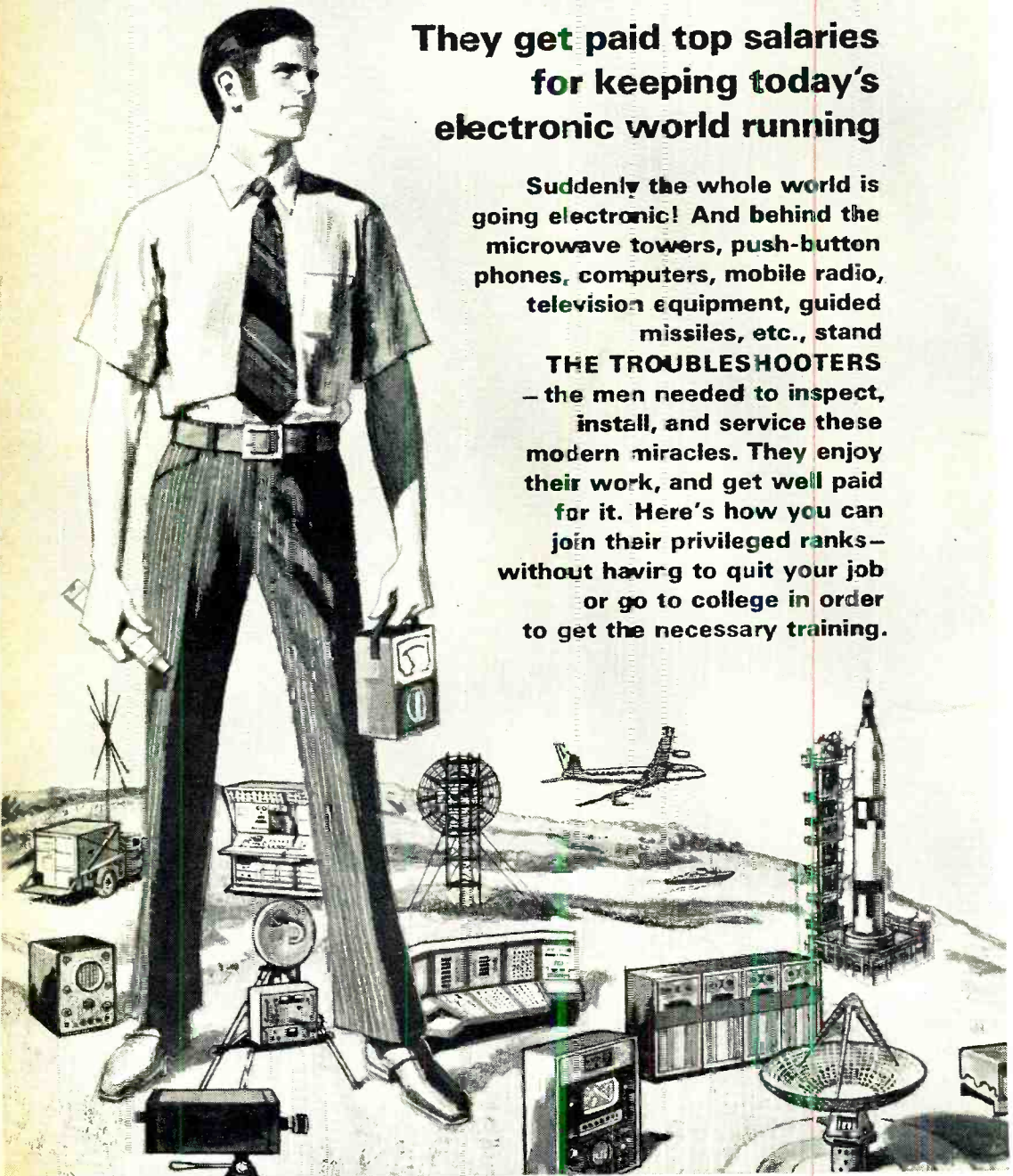
Join "THE TROUBLESHOOTERS"

**They get paid top salaries
for keeping today's
electronic world running**

Suddenly the whole world is going electronic! And behind the microwave towers, push-button phones, computers, mobile radio, television equipment, guided missiles, etc., stand

THE TROUBLESHOOTERS

— the men needed to inspect, install, and service these modern miracles. They enjoy their work, and get well paid for it. Here's how you can join their privileged ranks—without having to quit your job or go to college in order to get the necessary training.



Just think how much in demand you would be if you could prevent a TV station from going off the air by repairing a transmitter . . . keep a whole assembly line moving by fixing automated production controls . . . prevent a bank, an airline, or your government from making serious mistakes by servicing a computer.

Today, whole industries depend on Electronics. When breakdowns or emergencies occur, someone has got to move in, take over, and keep things running. That calls for one of a new breed of technicians — The Troubleshooters.

Because they prevent expensive mistakes or delays, they get top pay — and a title to match. At Xerox and Philco, they're called Technical Representatives. At IBM they're Customer Engineers. In radio or TV, they're the Broadcast Engineers.

What do you need to break into the ranks of The Troubleshooters? You might think you need a college degree, but you don't. What you need is know-how—the kind a good TV service technician has—only lots more.

Learn at Home . . . In Your Spare Time

As one of The Troubleshooters, you'll have to be ready to tackle a wide variety of electronic problems. You may not be able to dismantle what you're working on — you must be able to take it apart "in your head." You'll have to know enough Electronics to understand the engineering specs, read the wiring diagrams, and calculate how the circuits should test at any given point.

Learning all this can be much simpler than you think. In fact, you can master it without setting foot in a classroom . . . and without giving up your job!

For over 37 years, the Cleveland Institute of Electronics has specialized in teaching Electronics at home. We've developed special techniques that make learning easy, even if you've had trouble studying before. Our AUTO-PROGRAMMED® Lessons build your knowledge as easily and solidly as you'd build a brick wall — one brick at a time. And our instruction is personal. Your teacher not only grades your work, he analyzes it to make sure you are thinking correctly. And he returns it the same day it is received, while everything is fresh in your mind.

The Science of the Seventies

To keep up with the latest developments, our courses are constantly being revised. CIE students receive lessons in Field Effect Transistors, Digital Switching Units, Microwave Systems, Lasers, Binary Coding and Computer Arithmetic.

In addition, CIE offers an exciting Electronics Technology with Laboratory course that includes 161 space-

Learn By Doing...

Electronics Technology with Laboratory Course teaches you the fundamentals. Using space-age components and testing techniques you will apply the principles you learn . . . actually analyze and troubleshoot modern electronics equipment.

age components to let you perform 242 fascinating electronics experiments. You learn the "how" as well as the "why" of Electronics . . . the Science of the Seventies. Many leading companies use CIE courses to train their own employees who are working on the latest electronic equipment.

Get an FCC License — or Your Money Back!

Two-way mobile work and many other types of troubleshooting call for a Government FCC License, and our training is designed to get it for you. But even if your work doesn't require a license, it's a good idea to get one. Your FCC License will be accepted anywhere as proof of good electronics training.

And it's not easy to get because the Government licensing exam is tough. But our training is so effective that better than 9 out of 10 CIE graduates pass the FCC exam. That's why we can offer this famous Money-Back Warranty: when you complete any CIE course which provides FCC License preparation, you'll get your FCC License or a full refund of all tuition paid. This warranty is valid during the entire completion period established for the course selected. You get your FCC License — or your money back!

Mail Card for 2 Free Books

Want to know more? Send for our illustrated school catalog describing our courses and the latest opportunities in Electronics. We'll send a special book on how to get a Government FCC License. Both are free — just mail the bound-in postpaid card. If card is missing, use coupon below.

APPROVED UNDER NEW G.I. BILL

All CIE career courses are approved for full tuition refund under the new G.I. Bill. If you served on active duty since January 31, 1955, or are in service now with more than 180 days of active duty, check box on reply card or coupon for G.I. Bill information.

CIE Cleveland Institute of Electronics

1776 East 17th Street, Cleveland, Ohio 44114

Accredited Member National Home Study Council

Cleveland Institute of Electronics

1776 East 17th Street, Cleveland, Ohio 44114

Please send me without cost or obligation.

1. Your illustrated book, "Succeed in Electronics" describing the job opportunities in Electronics today, and how your courses can prepare me for them.
2. Your book on "How To Get A Commercial FCC License."

I am especially interested in:

- | | | |
|---|---|--|
| <input type="checkbox"/> Electronics Technology | <input type="checkbox"/> Broadcast Engineering | <input type="checkbox"/> First Class FCC License |
| <input type="checkbox"/> Electronic Communications | <input type="checkbox"/> Industrial Electronics | <input type="checkbox"/> Electronics Engineering |
| <input type="checkbox"/> Electronics Technology with Laboratory | | |

Name _____ (PLEASE PRINT)

Address _____

City _____ State _____ Zip _____

Veterans and Servicemen:

Check here for G.I. Bill information.

PE-30

CIRCLE NO. 6 ON READER SERVICE CARD

With four-channel records a reality, you finally need all of Dual's precision.

Dual turntables have always been designed with "more precision than you may ever need." This is as it should be.

The tonearm should always be capable of tracking at considerably less than the optimum recommended force of the best cartridge available at the time.

Flawless tracking calls for near-absolute accuracy in all tonearm settings: balance, tracking force and anti-skating. It also calls for near-frictionless bearings, since light-tracking styli can't tolerate any drag from the pivot system.

With the four-channel record a reality (whatever recording technique might become the standard), one thing is certain. Demands on tonearm and turntable performance are more exacting than ever. Thus, Dual precision is no longer a luxury, but a necessity.


If you would like to know what several independent labs say about Dual precision, write for complete reprints of their reports.



United Audio Products, Inc.,
120 So. Columbus Ave., Mt. Vernon, N.Y. 10553.

Exclusive U.S. Distribution Agency for Dual.

CIRCLE NO. 41 ON READER SERVICE CARD



A LOOK INTO THE PAST

Your editorial in the February 1972 issue tells about the high-velocity air stream woofer developed by Dr. Harry Olson of RCA. I think it must have been some time in the middle or late 1920's that I first read in *Radio News* about this type of speaker. The first large-scale application used leather valves like vocal cords, and they were operated by solenoids. The valves were kept moist by water spray. The unit was mounted on a boat and taken offshore several miles on a lake and used to "broadcast" to an on-shore resort from recorded programs.

Later on, there were a number of throat assemblies put on the market. These used a slotted strip between two slotted guides and were driven by a balanced-armature magnetic unit. This required only a few watts to get the same power as a 50-watt amplifier connected to a battery of speakers.

E.M. SMITH
Mesa, Ariz.

TELLING IT LIKE IT IS

I am the Service Manager of a new quality-oriented stereo store in Des Moines. As a regular reader of J. Gordon Holt's "Stereo Scene," I was again impressed at his ability to "tell it like it is" in his advice on hi-fi equipment troubleshooting.

I didn't have to read very far before realizing that the February column would make an excellent hand-out at my service counter. It could eliminate many unnecessary trips and service bills for my customers—as well as help keep my service shelves and benches open for the real problems.

RICHARD F. TRUMP
Audio Labs, Inc.
Des Moines, Iowa

IN REBUTTAL

I read "Cable TV—Where It Is and Where It's Going" with great interest since the photo shown was of the tower and antennas of our Harrisburg, Penn., cable TV system. The article stated that the system belonged to Jerrold, but Sammons Communications, Inc. purchased this system on November 1, 1971.

I question some of the facts that Mr. Belt

stated in his article, particularly those involving monthly operating costs of subscribers, before-tax operating profits, and a return investment of 20 percent. If these facts were true, I believe that every businessman in the U.S. would be attempting to get into the CATV business. Monthly operating costs per subscriber vary from one CATV system to another, and the fact is that they often exceed \$2.50 per subscriber. The operating cost per subscriber can vary tremendously, depending upon the given CATV system.


JAMES R. ARNOLD
National Trans-Video, Inc.
Dallas, Texas

TACKLING PROBLEMS IN DIGITAL EQUIPMENT

I enjoyed "Why Triggered Sweep Oscilloscopes?" in the Test Equipment Scene (January 1972) but noted that the needs of the digital troubleshooter and designer were omitted. The digital world certainly consumes a fair proportion of the new oscilloscopes. But it is interesting how most digital problems can be solved not with an oscilloscope but a "Logic Probe."

Various logic probes selling for less than \$100—such as our HP 10525A—are available to provide the users with all sorts of troubleshooting information, and they can handle toggle rates faster than 25 MHz. The concept is amazingly simple, usually requiring but 5 volts from the power supply of the circuit under test. A light, merely by glowing, flashing, and extinguishing, tells the user of highs, lows, and activity.

JESSE PIPKIN
Hewlett-Packard
Santa Clara, Calif.



"Build a DVOM Plug-In," March 1972. In the Parts List on page 63, make the following corrections: Add C10 to the first line (0.01- μ F disc capacitor); change Q5 to type 2N4871; change R6 to 68,000 ohms; change R14 to 2200 ohms; change R3 and R5 to 1000-ohm standard potentiometers; add R37—33,000-ohm, 1/2-watt, 10% resistors. Schematic diagram is correct.

CAN YOU QUALIFY

HELP WANTED

CIRCUIT DESIGNERS

Salary:
\$12,000 to \$17,500

Requirements:
BSEE or EQUAL

ANY COMPANY
EVERYWHERE, USA

for a high paying
& secure position
as a...

CIRCUIT DESIGNER?

Chances
are you
can!

DEGREE REQUIREMENT WAIVED!

The need for Circuit Designers is so great that employers will put aside the degree requirement to move up or hire men with these skills. In every industry there are men holding these prestigious positions who do not have a degree in engineering. **WHY NOT YOU?**

UP-TO-DATE TRAINING!

Our programs are not a rehash of the electronics you already know, but intensive training in the electronics you do not know. They offer you "hands-on" learning of how to design circuits using the latest devices. Included are: transistors, IC's, FET's, IC power supply regulators, UJT's... plus more. **ARE YOU READY FOR TODAY'S ELECTRONICS?**

LOW COST!

Because these courses are highly specialized, you can choose a curriculum which best suits your needs. And, most important, you can learn at a price you can best afford. **CAN YOU AFFORD TO WAIT ANOTHER DAY?**

FREE! Send for literature on how you can qualify for training as a **CIRCUIT DESIGNER.**



The Center For Technical Development, Inc.

517 E. Main St., Louisville, Oh., 44641
PE52

Gentlemen, please send me complete details on your **CIRCUIT DESIGN** courses.

Name _____ Age _____

Address _____

Zip _____

CIRCLE NO. 5 ON READER SERVICE CARD



News Highlights

National Bureau of Standards Scores Measurement Breakthrough

A new era in measurement science was inaugurated recently by NBS scientists who successfully achieved the highest frequency measurement ever made. By determining the frequency of an infrared laser whose wavelength was already known, the team of scientists laid the groundwork for linking the international standards of length and time. The speed with which light travels is equal to its wavelength times its frequency. With the frequency and wavelength known with high precision, the speed of light can be calculated more exactly than before. A 30-fold more accurate determination of the speed of light is now possible.

Sony Announces New Color Video Projection System

A color video projection system which produces TV pictures on a specially designed display screen has been announced by Sony. The screen measures more than 4 feet diagonally. The projection is accomplished with the aid of the company's newly developed, highly efficient color cathode ray tube and a projection lens system. The development is primarily designed for consumer use as well as for educational and commercial fields. Price of the system, expected to be put on sale this fall, is anticipated to be about \$2000.

Author Cited for His Services

Richard E. Wood, who has written a number of articles for us on shortwave listening, has been awarded a medal and citation by the Vatican. The awards were for his services as technical monitor and advisor to the Vatican Radio in Rome. Wood suggests interference-free frequencies for use by the Vatican Radio in its North American broadcast service to avoid jamming and interference from larger and more powerful stations.

Color TV Sales Up 28.2% Over 1970

Sales of color TV sets to dealers were up 28.2% in 1971 over sales in 1970. An all-time record of 6.18 million unit sales was made, according to figures released by the Electronic Industries Association (EIA). Monochrome television set sales were also up by 7.2% as a result of sales of 4.87 million units. Home radio set sales were also up by 11.2% in 1971 compared to 1970. Auto radio sales were up 27.3% for the same period. So, all in all, manufacturers of consumer electronic products are viewing with cautious optimism their new sales figures and hoping for an even better year in 1972.

Cardiac Pacemaker Checked by Telephone

An electronic system permits physicians to check over the telephone in a couple of seconds an implanted cardiac pacemaker's performance. The system, developed by Monsanto Commercial Products Co., consists of a transmitter, a receiver, and an electronic counter. A magnetic sensor connected to the transmitter converts the pacemaker's rate to an audible tone for telephone transmission. The receiver in the doctor's

office converts the series of tones to an electronic pulse which the counter measures and displays as a rate in beats per minute. Pacemaker performance is checked routinely to prevent failure and determine the time to replace the device's batteries. The patient would be required to come to the doctor's office only when the pulse rate falls by about ten percent—an indication of low battery voltage. The system is being marketed by C & S Biomedical Co., Englewood, N.J.

Cable TV Gets \$2.5-million Grant

The Ford Foundation has announced a \$2.5-million grant to city and state governments to help them develop the cable-TV medium. The Foundation is already in this area through its sponsorship of a Rand Corp. study to determine cable needs in Dayton, Ohio. Another grant was made by the John and Mary R. Markle Foundation of \$500,000 to set up a cable TV information center in Washington.

Low-Cost Rural Radiotelephones for Phone Industry

A new, low-cost rural subscriber radiotelephone system is being marketed to extend phone service to distant locations. The system, developed by Hallicrafters, can be used to provide service to those locations that are distant from the central telephone office and not feasible or economical to connect by open wire, underground cable or high-density radio. By use of vhf radio, the phone line is effectively extended up to a distance of 30 miles from the central telephone office.

Radar to Monitor San Francisco Harbor

The Coast Guard has awarded a contract for an all-weather high-resolution surveillance radar system to monitor San Francisco's harbor. The system, to be installed during the fall of 1972, will provide the Coast Guard with accurate details of ship and pleasure craft movement in the approach and congested areas of the harbor. The award of the \$758,000 contract to Cutler-Hammer's AIL Div. is a continuation of a program that has already seen the installation of a lower resolution radar in the harbor. The new radar has much higher resolution and will significantly enhance the advisory and monitoring services presently being performed. One radar will be installed at Point Bonita overlooking the seaward approach to the Golden Gate Bridge, a second radar is to be installed on Yerba Buena Island to provide surveillance of the central harbor area.

Camera Produces TV Pictures in Total Darkness

A new camera that can produce pictures in total darkness was introduced as a component in a low-light-level TV system for airborne military uses. The camera is ten times more sensitive to light than existing cameras. The camera uses RCA's silicon intensifier target tube which was used in the color TV camera that transmitted live pictures from the moon during the Apollo 15 mission. In addition to its low-light-level capabilities, the tube also performs in bright sunlight and is relatively immune to damage even pointed directly into the sun.

GE to Supply Nearly 3000 Mobile Radios

In what is said to be the largest contract awarded in the communications industry in the past 12 months, General Electric will supply nearly 3000 mobile radios, base stations and portable 2-way radios, to the Imperial Iranian Gendarmerie. The radio equipment will be used in the post-to-company communications network of the Gendarmerie, which provides border patrol, internal security and police services for rural Iranian communities.



Survey of Four-Channel

THE newest development in high-fidelity music reproduction is 4-channel sound. Although the greatest activity is currently in the development of matrix or stereo-compatible disc systems, it is generally recognized that the ultimate in 4-channel reproduction can be achieved only by a discrete-channel system. Presently, only magnetic tape has the capability of recording and reproducing four discrete channels using readily available playback equipment.

Open-reel 4-channel tape recorders are offered by several manufacturers; but the existing repertoire of recorded tapes is limited and relatively expensive. Fortunately, the popular 8-track cartridge can meet most of the basic requirements of the 4-channel medium at modest cost.

The tape cartridge is a sealed plastic case containing an endless closed loop of tape. The tape, wound on a single hub, is driven by a conventional capstan shaft and pressure wheel. It is pulled from inside, over the head, and onto the outside of the tape pack at $3\frac{3}{4}$ ips.

The cartridge tape is the standard $\frac{1}{2}$ " open-reel width, but it is specially lubricated to permit the required slippage of the tape layers as the tape emerges from the pack. For 2-channel stereo, two of the eight parallel tracks are played back at a time. At the end of the tape, conducting foil trips a head-lifting mechanism which automatically shifts the head so that its gaps contact another pair of tracks, eventually covering,

in succession, all four of the track pairs.

For 4-channel operation, the cartridge has only two programs, each containing four parallel tracks. The head has four sections, the output of each going to its own preamplifier. Each program requires twice as many recorded tracks; so, total playing time is half that of 2-track formats.

Tape cartridge players have switches which are tripped or released simply by the insertion or removal of the cartridge. Some machines have special features, such as continuous repetition of a given track and partial ejection of the cartridge to shut off power after all tracks have been played.

Although the key dimensions of 2- and 4-channel cartridges are identical, the latter have an additional groove which automatically switches the player from 2- to 4-channel operation when the cartridge is inserted into the slot. Virtually all players have lights to indicate the type of program and the tracks being played.

Four-Channel Considerations. The basic 4-channel tape cartridge deck has internal equalizing preamplifiers. The line outputs are at levels of a few tenths of a volt for driving the auxiliary inputs of an external amplifier. There are rarely any level controls. Usually, the only control is a channel or special mode selector.

The most desirable arrangement is to use a 4-channel integrated amplifier and four identical speakers. Adding a 4-channel



RESULTS OF TESTS OF SEVEN REPRESENTATIVE MODELS FOR THE HOME



Cartridge Tape Players

capability to an existing stereo system requires a second amplifier to drive the rear speakers. The rear speakers should be impedance matched to the front speakers, though in the rear they need not be the same type or quality as those in the front. A satisfying 4-channel effect can be derived with inexpensive rear speakers if the front speakers are of reasonably good quality.

A drawback of the add-on system is the need for independent volume controls for the two stereo amplifiers to maintain front-to-rear balance when changing volume levels. To solve this problem, some manufacturers produce 4-channel "converters" which combine a 2-channel amplifier with a 4-channel player. The front channels are played "normal-through" while the rear speakers are driven by the converter. A single volume control on the converter affects all speakers simultaneously.

Advantages and Disadvantages. The tape cartridge is one of the most convenient formats for packaged music. Nothing could be simpler than plugging in a cartridge to turn on and play a music system. And the same cartridge can be used in mobile and home players. The ability to use either 2- or 4-channel cartridges with no switching or other adjustments is an added feature. A considerable number of 4-channel cartridges have been released, principally the RCA "Q-8" types; so there is no lack of available material.

On the other hand, the cartridge format has certain drawbacks. The user has no means of rapid access to any specific part of the program. Some decks have a fast-forward function, but it is still exasperatingly slow at only five times the normal play speed. Reverse operation is impossible, nor is there any external indication, other than the track, of what part of the tape is being played.


The sonic quality of tape cartridges varies widely. In spite of their higher operating speed, the frequency response of most cartridges and players falls short of what has been attained by cassettes operating at only 1½ ips. The hiss level of cartridge systems is usually greater than that heard with a good basic cassette system. It is unfortunate that the need for four Dolby noise reduction circuits makes this very effective system uneconomical for 4-channel cartridge systems.

The constant rubbing of tape layers within a cartridge can reduce the useful life of the tape. In the event of breaks, it is rarely possible to splice the tape. All currently manufactured cartridge playing mechanisms have more flutter than do the better cassette decks and low-to-medium priced open-reel tape recorders.

Four-Channel Player Tests. We tested a number of home-type 4-channel players to assess the caliber of performance presently available. Although we have by no means

BY JULIAN D. HIRSCH

Hirsch-Houck Laboratories



covered the entire field, the units are representative of present offerings.

Three of the units were basic 4-channel players without controls or amplifiers; two were converters with built-in rear-channel amplifiers; and one contained a complete AM/stereo FM receiver requiring an external stereo amplifier for driving the rear speakers when playing 4-channel tapes.

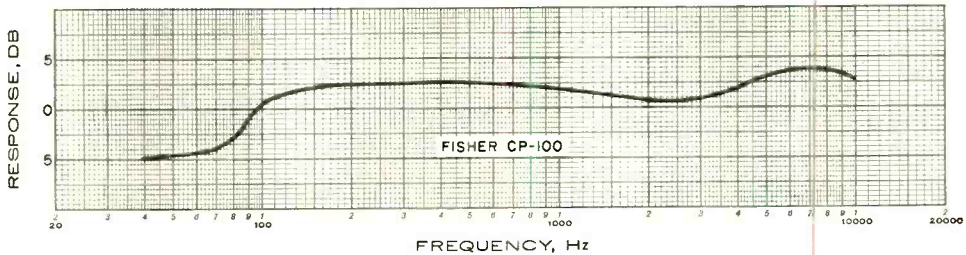
We did not have a test cartridge with the precisely calibrated signals available on professional open-reel test tapes. However, the Audiotex No. 30-213 test cartridge, designed for use by service technicians and hobbyists, provided a suitable source of frequency-response test signals. The tape has recorded voice announcements and tones which range from 40 to 10,000 Hz. Although it is not as accurate a tool as the Ampex alignment tapes used for open-reel tests, it is suitable for obtaining *relative* response readings. After using it with a number of players, we found its performance to be consistent with critical listening tests.

We measured the output voltage from the 1000-Hz reference level tone to compare the output levels of the different players. The unweighted noise output voltage was measured with a blank unrecorded tape cartridge to give an indication of relative signal-to-noise ratios for the various machines.

Lacking a standard flutter test cartridge, wow and flutter were judged only by listening. The exact frequency of the nominal 1000-Hz reference tone reproduced by each deck was measured to evaluate the "spread" of operating speeds. Since the accuracy of the original recorded frequency was not known, we could not determine actual speed accuracies.

On players containing amplifiers or tuners we measured the performances of these items as far as design permitted. Finally, we used a variety of Q-8 cartridges to compare two players at a time. A high-quality 4-channel amplifier and top-notch speaker systems were used.

BASIC TAPE DECKS



● *Fisher CP-100* (\$169.95). In its measured performance, Fisher's CP-100 was typical of the test group. Its output—not necessarily the maximum or nominal level—was 120 mV from the reference 1000-Hz tone on the tape. Noise level was -38 dB relative to the 120-mV level.

Beyond 100 Hz, the frequency response was exceptionally uniform, varying less than ± 2 dB from 100 to 10,000 Hz. The 40-70-Hz low end of the response curve was about 7 dB below the midrange level.

Three program control buttons are provided: **CHANGE** advances the program to the next track; **CONSEC** sequentially advances the playback through all program tracks; and **REPEAT** allows the same track to be played indefinitely.

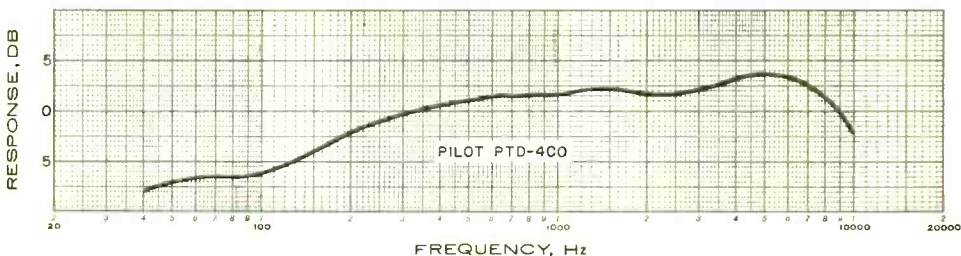
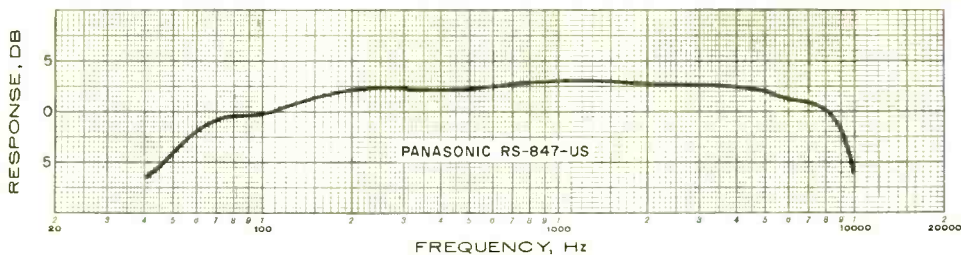
● *Panasonic RS-847-US* (\$149.95). This deck had a very smooth frequency response

which rolled off slightly below 60 Hz and above 8000 Hz. The output was 145 mV. Noise level was -41 dB—the lowest of the decks tested.

A unique feature of this deck is a switch for selecting continuous play with automatic sequencing of program tracks, or **PANAJECT** operation. The latter automatically ejects the cartridge and shuts down power after the last track has been played. An **EJECT** button does the same thing at any desired time, and the cartridge can be removed manually.

The electronics for each channel consist of a single IC plus a few capacitors and resistors. This is the only cartridge deck to our knowledge which takes advantage of IC technology.

● *Pilot PTD-400* (\$119.95). This is a basic 2/4-channel deck with a pushbutton for



program advance and four lights which indicate the channel and mode in use. Its 125-mV output and -37-dB noise levels were close to the group average. The uniform frequency response over most of the

midrange began to drop off above 8000 Hz and had a gradual downward slope below 500 Hz. The 40-100-Hz level was about 10 dB below the midrange level for this deck.

FOUR-CHANNEL CONVERTERS

● *Bell & Howell 3120* (\$169.95). The Model 3120 provides a convenient, inexpensive way to add 4-channel cartridge capability to an existing 2-channel system. Its tape mechanism has the usual lights to identify the channel and mode in use, and a program advancing lever. The line outputs are for driving an external 4-channel amplifier or two 2-channel amplifiers.

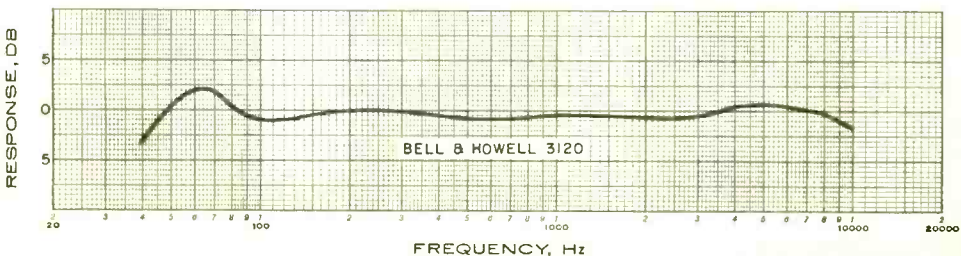
The 3120 contains a low-power stereo amplifier (4.5 watts/channel into 8 ohms) with its own bass and treble, balance, and volume controls. A pair of small speaker systems is supplied as part of the 3120 system, allowing the setup to be used as a complete 2-channel tape playing system.

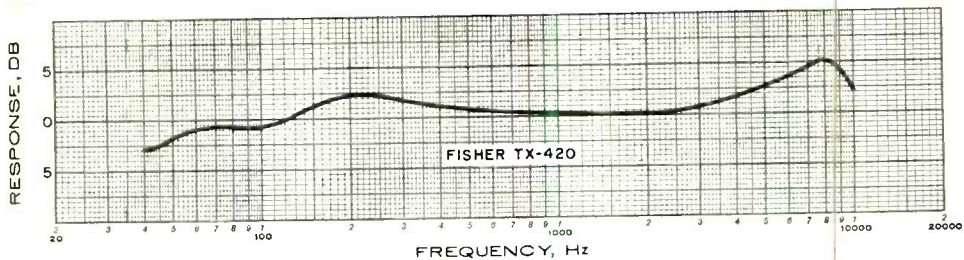
As a 4-channel converter, the supplied speakers carry only the rear channel signals. The two front channels go to the auxiliary inputs of a separate 2-channel amplifier or receiver. The volume control,

together with the main system volume control, sets the front-to-rear balance. A separate master volume control is then used to adjust all four channels simultaneously. A stereo headphone jack on the front panel can be used for private 2-channel stereo listening.

A mode selector switch allows selection of AUTO, 2 CHANNEL, or 4 CHANNEL operation. According to the instructions, the switch is first set to AUTO; when the 2 CHANNEL or 4 CHANNEL lights come on after the cartridge is inserted, it is set to the corresponding position. We could find no reason for this since mode selection is fully automatic; the switch can merely be left in the AUTO position.

The frequency response of the 3120, within ± 2.5 dB from 40 to 10,000 Hz, was the flattest of all the players tested. The 300-mV line output was more than twice that





of the basic units. The noise level at -36.5 dB was, by a small margin, the noisiest of the group.

In spite of their small size and the modest output of the built-in amplifier, the supplied speakers operated effectively with a high-quality stereo system consisting of a pair of \$300 speaker systems and a high-power amplifier up front.

● *Fisher TX-420* (\$299.95). Although also a 4-channel converter, this unit is considerably more versatile than the Bell & Howell 3120. As a cartridge player, it supplies amplification for the rear channels with a true component-quality amplifier which delivers about 12 watts/channel at 8 ohms at the clipping point. At levels of less than 10 watts, distortion over most of the audible frequency range was 0.03 to 0.05%, which is comparable to some of the finest stereo amplifiers.

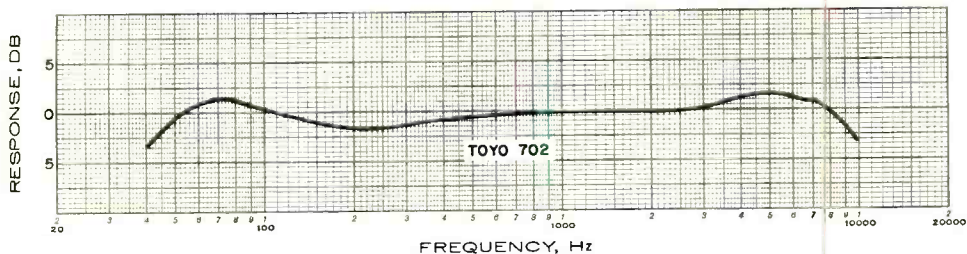
The amplifiers have volume, balance, bass and treble controls and a rear-channel stereo headphone jack. The inputs connect to the tape output jacks of a stereo amplifier or receiver. The front outputs return to the auxiliary inputs of the main amplifier for reproducing cartridge tapes. Pushbutton switches select CARTRIDGE, AUX (for rear channels of another discrete 4-channel program source), and MAIN UNIT inputs.

The amplifiers contain ambiance-extracting circuits to simulate 4-channel sound with 2-channel program sources. In the 2+2 DECODER mode, each rear speaker is driven 180° out of phase with its corresponding front speaker. The opposite rear speaker is driven with a frequency-dependent phase shift, typically over a 90°-180° spread. The frequency response characteristics of the rear channels in this mode can be altered by a CLASSICAL/POPULAR switch to suit the type of music being played.

The tape player has the same operating features as the Fisher CP-100. Its frequency response was one of the best in the group, with a slight emphasis of several dB at 8000 Hz. The 110-mV front channel output level was slightly lower than that of the other units. The -38-dB noise level was about average.

The sound quality and flexibility of the TX-420 were impressive. With a pair of reasonably good rear speakers, it is possible to extract the full potential of existing 4-channel cartridge tapes. The 2+2 DECODER appeared to do a good job of restoring special perspective to 2-channel programs by reproducing ambiance and reverberation through the rear speakers. Our only criticism is that the volume control affects only the rear channels, requiring the setting of two controls for each volume change.

2-/4-CHANNEL TAPE PLAYER



● *Toyo 702* (\$169.95). Since this unit was previously tested in the January 1972 Product Test Reviews section, it was not retested for this survey. It is a cartridge

player with four built-in amplifier channels, each delivering about 5 watts at 8 ohms. It does not have automatic mode selection; a 2 CHANNEL or a 4 CHANNEL button must

be depressed for the type of cartridge used.

A single volume control with switchable loudness compensation operates on all channels, together with left-right and front-rear balance controls. Similarly, the bass and treble controls affect all channels. Four illuminated VU meters indicate individual channel levels.

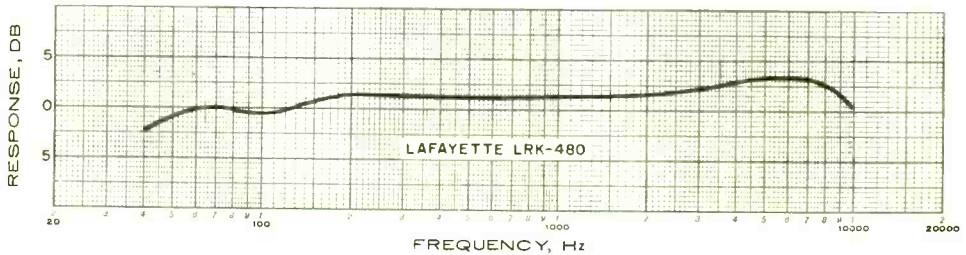
The four speaker outputs use standard phono jacks. Switches allow the phases of the rear speakers to be individually reversed. There is no provision for any signal

source other than the built-in player.

The frequency response of the system was very good, within $\pm 2/-3$ dB from 40 to 10,000 Hz. Noise level was 36 dB below 1 watt.

This year, Toyo is introducing two new players. The 707 (\$174.95) is identical to the 702 but has switched inputs for phono and auxiliary sources. The 730 (\$249.95) has about four times as much audio power, a built-in AM/stereo FM tuner, and a magnetic phono input.

2-/4-CHANNEL PLAYER & RECEIVER



● *Lafayette LRK-480* (\$179.95). This offering does not fit neatly into any of our equipment categories. It is basically a low-power AM/stereo FM receiver with a built-in 2-/4-channel player. An external stereo amplifier is required to drive the rear speakers for discrete 4-channel reproduction. It also contains a matrix "Composer" which drives each rear line output with the front signal plus some out-of-phase signal from the opposite channel. With an external amplifier driving the rear speakers, this adds considerable 4-channel effect to 2-channel programs. Finally, there are outputs for two rear speakers driven from what is essentially a "Dynaquad" system, achieving many of the qualities of the Composer system without the need for a second amplifier.

Both of the "derived-4-channel" circuits are usable with 2- and 4-channel tapes and other sources. But the effect is not identical to that obtained with a discrete-channel system.

The frequency response of the LRK-480 player was excellent: $\pm 3.5/-2$ dB from 40 to 10,000 Hz. The line output was 340 mV, and noise level was one of the lowest at -40 dB. The amplifiers delivered 5 watts/channel. Distortion was less than 0.5% over most of the frequency range at full power; at lower power, it was typically 0.1%.

The FM tuner had a $3.9\text{-}\mu\text{V}$ IHF usable

sensitivity with a distortion level at 100% modulation of 1.4%. Stereo FM separation was better than 30 dB at midrange frequencies and better than 20 dB from 35 to 8500 Hz.

Summary of Tests. The operating speeds of all the units tested fell within an acceptable tolerance of 1% overall. None had objectionable flutter or wow. (With the available cartridges we could not hear any short-term speed fluctuations.) All operated smoothly and according to specifications.

There were some audible differences among the units, principally in the high-frequency responses and noise levels. The Fisher, Lafayette, and Bell & Howell units had the best highs. But the hiss level of the Fisher unit was slightly higher than the others, probably due to the slight emphasis in the 8000-9000-Hz region. The Panasonic was the quietest but also had noticeably less "top end" than the others. The Pilot unit fell just behind the Fisher, Lafayette, and Bell & Howell players in noise level. The Toyo unit was not available for comparisons.

We were pleasantly surprised by the quality of the better 4-channel cartridges on these machines. Except for their audible hiss, a few could really qualify as "high fidelity." Other cartridges were listenable, even if they were not up to current disc standards. ♦

FOUR-CHANNEL SYNTHESIZER

FOUR CHANNELS FROM TWO USING
A NOVEL ACTIVE-ELEMENT CIRCUIT


BY JAMES BONGIORNO

THERE are many ways to achieve four-channel sound—from special decoders and special records, to a wide selection of passive four-channel synthesizers that accept a conventional two-channel input and synthesize two more new channels. Here is an opportunity to build a high-quality, low-cost four-channel synthesizer that uses active circuit elements and that, when used with a second stereo amplifier and speakers, will do an impressive job in converting two channels to four. In fact, with E-V proc-

essed records (Stereo 4), the sound is very much like an E-V decoder at work. It also does an excellent job on any stereo signal, including FM multiplex.

The synthesizer (whose schematic is shown in Fig. 1) also includes individual level controls and a set of phasing switches for the new channels so that the sound quality can be "tailored" to suit almost any listening environment and musical taste.

The specifications for the synthesizer include a noise level that is 92 dB below 1



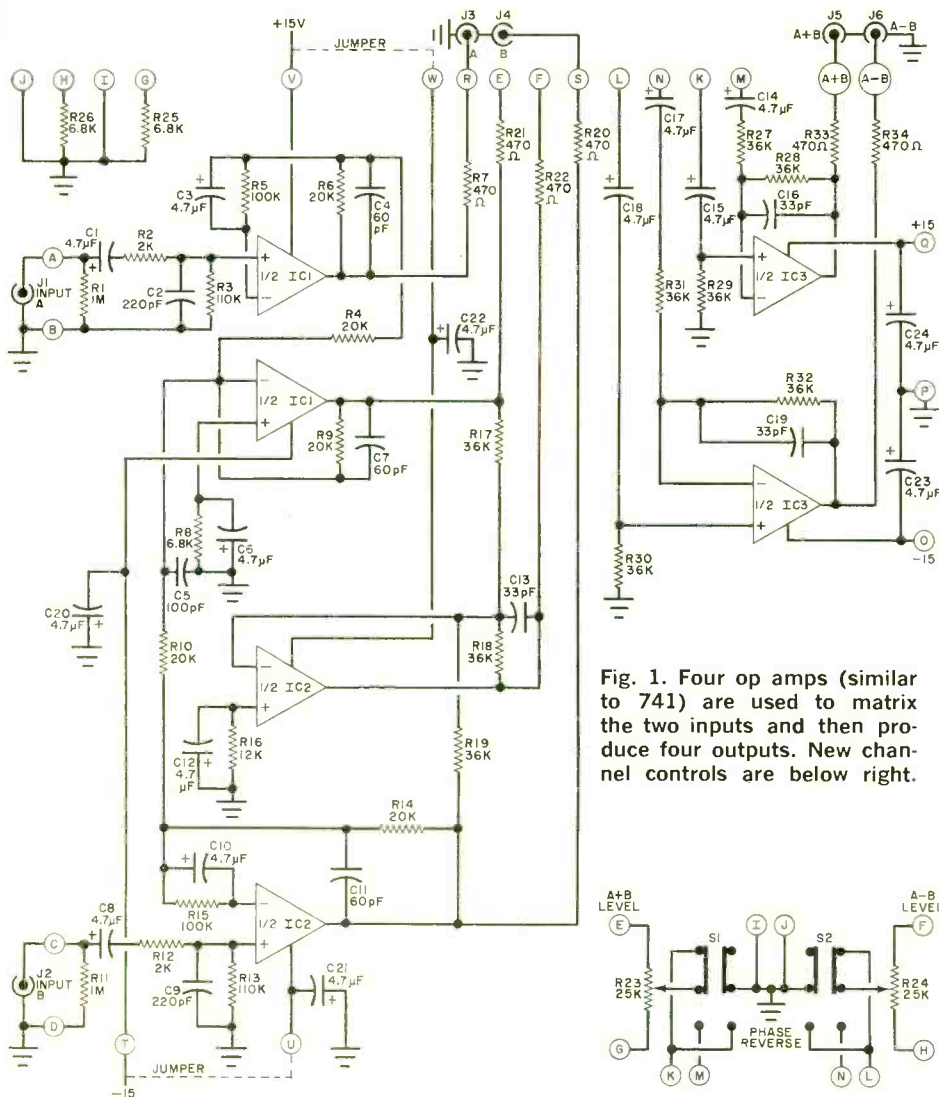
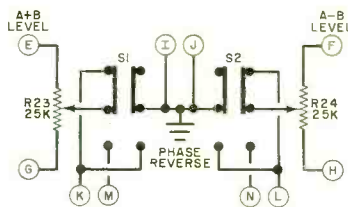


Fig. 1. Four op amps (similar to 741) are used to matrix the two inputs and then produce four outputs. New channel controls are below right.



PARTS LIST (Including Power Supply)

- C1,C3,C6,C8,C10,C12,C14,C15,C17,C18,C20-
C24—1.7- μ F, 25-volt electrolytic capacitor
C2,C9—220-pF, 10% polystyrene capacitor
C4,C7,C11—60-pF, 5% polystyrene capacitor
C5—100-pF, 10% polystyrene capacitor
C13,C16,C19—33-pF, 5% polystyrene capacitor
C25,C26—1000- μ F, 25-volt electrolytic capacitor
C27,C28—470- μ F, 25-volt electrolytic capacitor
D1-D4—1N2070 silicon rectifier
I1—NE-2 neon lamp
IC1-IC3—Dual op amp (Signetics N5558V)
R1,R11—1-megohm, 10% resistor
R2,R12—2000-ohm, 10% resistor
R3,R13—110,000-ohm, 5% resistor
R4,R6,R9,R10,R14—20,000-ohm, 5% resistor
R5,R15—100,000-ohm, 5% resistor

- R7,R20,R21,R22,R33,R34—470-ohm, 10% resistor
R8,R25,R26—6800-ohm, 5% resistor
R16—12,000-ohm, 5% resistor
R17-R19, R27-R32—36,000-ohm, 5% resistor
R23,R24—25,000-ohm, linear taper potentiometer
R35,R36—390-ohm, 1/2-watt resistor
R37—100,000-ohm, 20% resistor
S1,S2—Dpdt slide switch
T1—Power transformer: secondary: 24VCT at 85 mA (Stancor P8394)
Misc.—Suitable chassis (Bud CU-482, 4" x 8" x 2"), rubber feet, knobs, line, etc
Note: Available from Southwest Technical Products, Box 32040, San Antonio, TX 78216; PC board \$2.65 pp; complete kit less chassis, \$23.90 plus postage for 2 lb.

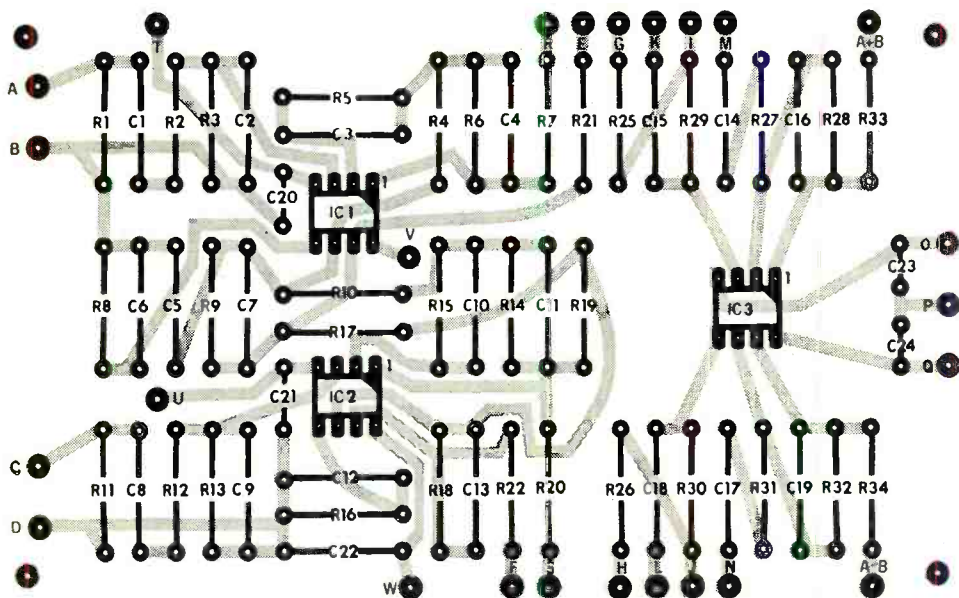
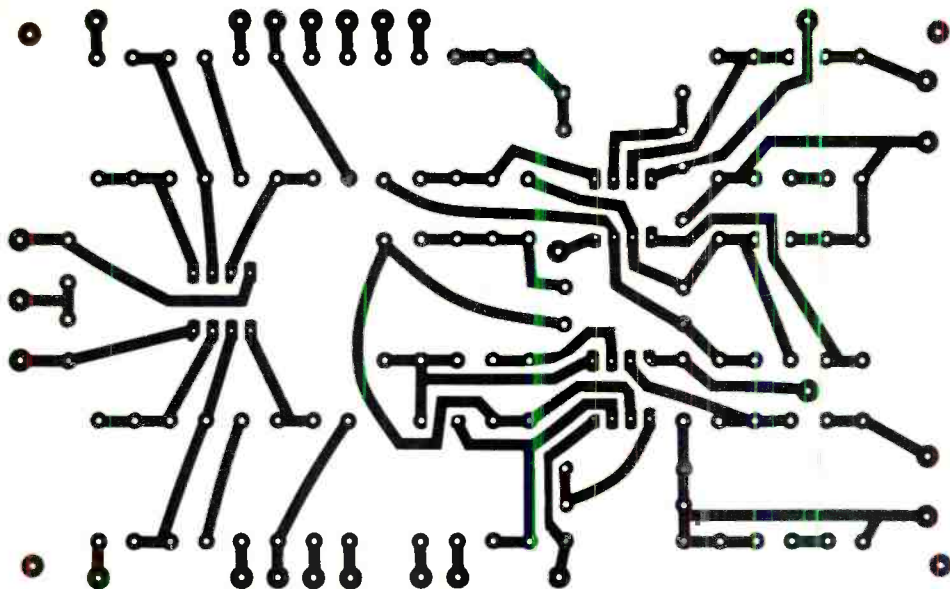


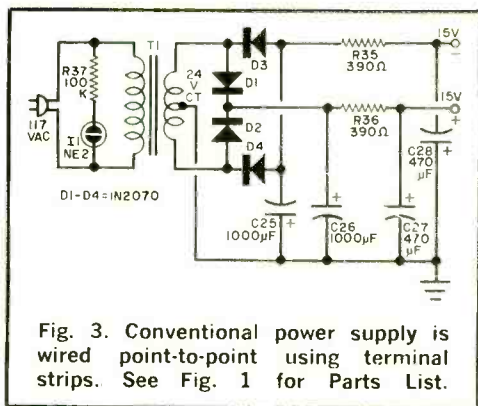
Fig. 2. The actual size foil pattern and components installation diagram for synthesizer. Use a low-power soldering iron and fine solder.

volt on any channel; distortion of 0.05% or less at 1 volt rms output; gain of +6 dB on the two front channels, controllable from -7 to +6 dB on the two new channels; and frequency response of ± 0.5 dB from 20 Hz to 20 kHz at 1 volt rms output.

How It Works. The synthesizer recovers the "ambiance" that appears in most stereo

recordings and uses it to create the extra channels. Two processes are used: one adding the stereo information to create a third center channel and the other subtracting the two channels to provide a difference signal.

Each of the three IC's contains two identical operational amplifiers. The first two op amps (half of IC1 and half of IC2) are wired as non-inverting amplifiers with a



gain of two. The outputs for the front channels at *J3* and *J4* are thus twice the *A* and *B* inputs.

The second half of *IC1* is a summing amplifier whose output is *A + B*. The second half of *IC2* is a difference amplifier whose inputs are *2B* and *A + B* so that its output is *A - B*. Thus the two new channel outputs are *A + B* and *A - B*. Level and phase-reversal controls are provided by *R23*, *R24*, *S1*, and *S2*. The signals are then fed to the two halves of *IC3*. With the associated phase-reversal switch in one position, its op amp acts as a unity gain voltage follower; and with the switch in the other position, the op amp acts as an inverting follower. Thus the switch provides a full 180° change in phase of the signal.

Construction. The synthesizer is assembled on a PC board using the foil pattern and component layout shown in Fig. 2. The power supply, whose schematic is shown in Fig. 3, is mounted separately.

The board and power supply can be assembled in a suitable chassis similar to that shown in the photograph of the prototype. The phase-reversal switches, level controls and connectors are mounted on the sides.

Operation. Connect the *A* and *B* inputs (*J1* and *J2*, respectively) to the source of conventional two-channel sound and the *A* and *B* outputs (*J3* and *J4*) to the inputs of the front-channel stereo amplifier. Connect *A + B* (*J5*) and *A - B* (*J6*) to the inputs of the stereo amplifier to be used for the extra speakers.


The speaker arrangement used is unique. The two conventional front stereo speakers should be separated a little more than usual with the *A + B* speaker placed between them. The *A - B* channel speaker is then placed at the rear of the room.

With a two-channel input turn on the synthesizer and note that the two front channels deliver normal stereo. Adjusting the gain of the two new channels (*R23* and *R24*) should cause a signal to be heard from those speakers. The added stereo amplifier gain controls can be adjusted to obtain the desired volume level. Both the new channel level controls and the phase-reversal switches can now be set for the desired type of four-channel sound for your listening room. ♦

INEXPENSIVE TRANSISTOR POWER SUPPLY

by Frank H. Tooker

HOBBYISTS and experimenters who need a power supply for experimental setups and even finished projects should not overlook the low-cost units sold as battery eliminators for radios and the like. These little power supplies can be obtained in 6-, 9-, and 12-volt models—and they are all electronically voltage regulated. After buying a battery eliminator, fit the ends of the output cable with a pair of clips (see photo). Color code the clips for easy identification of the positive and negative leads. If the clips are equipped with rubber “boots,” buy one red and one black and attach them to the positive and negative eliminator leads, respectively. Now, you have a power supply that is inexpensive, compact, and always ready for instant use.



Try one RCA lesson free. Then decide.

RCA Institutes has a quick, easy way to learn electronics at home. See for yourself. Send for your first lesson. It's free.

Don't just wonder about an electronics career. RCA Institutes has a way to get you started on your electronics training — faster . . . easier than you may think possible. We call it the "Autotext" method. A step-by-step programmed method of teaching, "Autotext" is an RCA Institutes exclusive.

Send for the first lesson *free*. Find out how easy it can be to train in electronics the RCA way. This is NOT a sample lesson. It's the actual first complete lesson of RCA Institutes' Basic Electronics Course. It can lead to any number of career goals within the electronics field. In television, communications, industrial and automation electronics, digital electronics, space electronics and fields you probably haven't even dreamed of.

When you choose RCA Institutes training you can start with


the Basic Electronics Course and then go on to one of many Career Programs or advanced courses.

Whether you choose RCA Institutes' Basic Electronics Course or a Career Program you start right out learning with our exclusive "Autotext." It's the fast way to learn electronics. It's the easy way to learn. It's the thorough way. And it's the fun way.

If you think you'd like a career in electronics, you owe it to yourself to fill out the coupon. No salesman will call. Instead we'll send you all the facts you need to know by mail. And with the facts, your first free lesson featuring exclusive "Autotext."

Fill in the coupon right now. Don't miss out on the opportunity to get started today on electronics training by RCA Institutes.

RCA Institutes, Inc.: Licensed by N.Y. State Education Dept. Courses of study, faculty and instructional facilities approved by the State Education Dept. Accredited by the Accrediting Commission of the National Home Study Council. Approved for Veteran's training. "Eligible Institution" under the Federally Insured Student Loan Program.





This offer expires May 31, 1972.

RCA Institutes 694-205-0
Home Study Department
320 W. 31 Street, New York, N.Y. 10001
Please rush me FREE illustrated electronics career catalog and FREE first lesson. I understand that I am under no obligation.

NAME _____

ADDRESS _____

CITY _____

STATE _____ ZIP _____

Veterans check here

RCA Institutes

Chasing DX on the FM Band

LONG-DISTANCE LISTENING
ON FM, YOU MAY FIND
STEREO OR
QUADRAPHONIC SIGNALS

BY RICHARD E. WOOD

MORE than 2500 stations are licensed on the 100 channels that make up the FM broadcast band which extends from 88.1 to 107.9 MHz. For many radio listeners, this is a favorite band for chasing that elusive commodity: DX—rare, low-powered, distant stations. The reasons for this infatuation with FM DX are many. The distances may not be as great as routinely encountered on shortwave or at night on the AM broadcast band; but when it occurs, a good FM DX opening can provide pristine local-quality reception of a kind that simply can't be found on the SW and AM bands. And where else can one DX in stereo and quadrasonic sound?

The FM broadcast band is divided into two parts with the midpoint falling at 92 MHz. On the educational channels, which are in the range from 88.1 to 91.9 MHz, stations are operated by National Public Radio, colleges and universities, religious broadcasters, and some city and county administrations. At present, there are more than 250 such stations in operation.

In the commercial band, from 92.1 to 107.9 MHz, more than 2300 stations are divided up geographically according to an FCC master plan implemented in 1961 which calls for an eventual total of 3075

stations. Not all of the existing stations in this band are commercial. Some are educational, but they must conform to the same power and antenna regulations applicable to the commercial stations.

One difference between the educational and commercial bands is that the commercial stations are non-directional. This makes it easier to predict chances of hearing a particular station once the power and antenna height are known. This contrasts sharply with the situation on the AM band where many clear-channel and almost all regional channel outlets are highly directional.

When there is a directional opening on FM—a duct to a particular city, state, or region—you can consult a list of FM stations and, after judging power and antenna height and possible interference on the frequency, look for other stations in the same location. Chances are that they will be right there. (Perhaps the best aid in tracking down directional openings is the "FM Atlas and Station Guide" published by Bruce F. Elving, Box 24-PE, Adolph, MN 55701, \$2.50 per copy.)

The only exception to the non-directional rule is the educational band where some stations can be directed by choice. For example, WSIE, Edwardsville, Ill., a university station on 88.7 MHz located near the southwest corner of the state directs its signal to the northeast to cover Illinois and away from St. Louis which lies nearby but across the state line.

Many FM listeners specialize in the educational band. They like the challenge of the extra complications in directionality, low power (some college and high school stations put out a meager 10 watts), and the lack of identifications on the hour and half-hour. On the other hand, DX listening in the educational band is made easier by the comparatively low frequencies involved. E-layer skip, tropospheric ducting, and other forms of propagation cause the m.u.f. (maximum usable frequency) to rise gradually from TV channel 2 to channel 6 and then up into the FM radio frequencies. But the m.u.f. may hover in the high 80's or low 90's and not rise as far as the commercial FM band.

Bearing this in mind, most FM DX'ers begin their search for stations by checking conditions in the lower half of the educational range. Some also combine their DX'ing with similar work in TV, monitor-

ing TV channel 6 for early warning of DX propagation on FM.

One might well ask where is the best possible location for an FM DX'er in North America? Actually, each part of the continent has its pros and cons. The greatest choice of stations is in the Northeast and Great Lakes region, followed by the South and California. There are fewer stations in the Plains States and Mountain West, but this means that there is less chance of band saturation.

A New Jersey DX'er can quickly run up a goodly station and state count by tuning the many groundwave (GW) and extended groundwave (EGW) signals which he can hear daily. But if his FM dial is filled with GW signals and splatter from local outlets, he may miss such DX-producing phenomena as E-layer skip (Es), tropospheric ducting (Tr), and meteor scatter (Ms). A California DX'er may achieve a total of 175 home-state stations, but his total of states logged is likely to be less than that of the New Jersey listener.

All things considered, the best location for an FM DX'er is generally agreed to be in the South where FM broadcasting is really lively. There are many interesting targets to aim for. And there is also a natural advantage, especially for listeners in the Gulf South. Here there is more Tr than in any other part of the country, especially in winter which tends to be an off-season for FM DX in the North. "Gulf trop"—tropo propagation across and around the Gulf of Mexico—is a byword among southern FM DX hounds. Skip from the E layer is also more frequently encountered in southern latitudes.

FM listeners tend to have a strong interest in propagation. They learn to distinguish the different modes as they hear them. Tr, for example, shows great directionality, allowing an experienced DX'er to zero in on a duct that is so directional that only those stations operating from a single transmitter site or narrowly circumscribed section of a city are audible.

Tropospheric reception is often strong and steady. It may last for hours or days and provide excellent stereo signals at average distances of 300 to 600 miles. At a distance of 1094 miles, Tr of WBEN-FM Buffalo, N.Y., 102.5 MHz, was heard in Baton Rouge, La.—maybe a record for this mode of propagation at FM broadcast frequencies.

Perhaps the most exciting mode of FM propagation is Ms. Meteors and meteorites constantly rain down from space; as they fall, they interpose themselves between transmitter and receiver and reflect the FM signal. Ms is very brief, lasting only seconds, and at the most, minutes. The majority of stations heard will remain unidentified since only music or other non-distinctive program material will be heard. But there is always the possibility that the scatter may occur just when an identification or a local commercial is being aired. If enough is heard, a report can be sent off. For example, from Baton Rouge, WIFB Philadelphia, 92.5 MHz, was positively identified and subsequently verified. The distance of 1112 miles is typical for Ms.

A more regular source of reception in the 750-2000 mile range is Es, chiefly in summer around midday but irregularly observed throughout the year. Like Tr, it is directional but generally less steady, with the focus darting around, and lasting only minutes. As with Tr and Ms, signals propagated by Es are generally quite loud, but at times they may fade deeply. Es is quite unpredictable, more so than Ms which cannot be predicted in detail for specific stations.

International activity in FM DX (as well as in utility vhf and TV) is organized by Worldwide TV-FM DX Association, 1203 Kenton Rd., Deerfield, IL 60015. Annual membership which includes the monthly "VHF-UHF Digest" is \$8.50; a sample copy of the Digest is 50¢. The Digest regularly carries the latest FCC, Canadian, and foreign station license news; news on Mexican, Central American, and Caribbean stations; regional FM reports which give latest member loggings; and a QSL section. For international FM DX'ers, there is a regular "European Scene."

FM stations tend to be friendlier and better verifiers of QSL's than are stations on the AM broadcast band. The reasons for this are the relatively few FM reports received, the newness of many FM stations (which makes them genuinely interested in reports), and the high quality of FM reception reports sent in. This last is due to the almost total lack of casual FM DX'ers. Too, it is recognized that the FM DX'er must have better equipment than his counterpart working DX on SW and AM BCB, and that he must take more care in tuning and have a nodding acquaintance with propagation. ♦

Public Weather Broadcasts from Coast to Coast

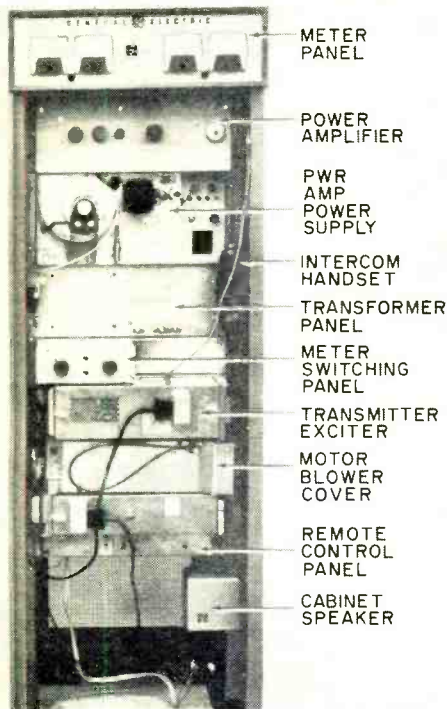
A DETAILED LOOK AT THE EQUIPMENT THAT

PROVIDES 24-HOUR-A-DAY WEATHER INFORMATION

BY HOWARD W. GRANOFF

THE first station of the nationwide Radio Weather Service was installed in Chicago, Ill., in the early 1950's. Now there are nearly 60 of these vhf-FM stations operating in various critical storm areas and disseminating general weather information and disaster warnings on a 24-hour-a-day basis.

Fig. 1. Base station with front open.



The Network, operated by the National Oceanic and Atmospheric Administration, provides advance warnings of severe weather conditions to permit the public to take adequate precautions against thunderstorms, tornados, blizzards, hurricanes, and floods. It also transmits such information as temperature, humidity, rainfall and snowfall accumulations, wind speed and direction, marine conditions, and general forecasting.

Two frequencies are used by the NOAA Radio Weather Network. The primary frequency is 162.55 MHz. The secondary frequency of 162.40 MHz is used when the primary frequency would create interference at certain locations. Since radio propagation can be tricky, the National Weather Service plans to use a third frequency when absolutely necessary at locations where adjacent sites are unusually close. The use of this third frequency, it is hoped, can be minimized by employing every technical method available—antenna alignment, height, relocation, etc.

Following the establishment of the first station in Chicago, similar systems were in operation by 1962 in Kansas City, Mo., and New York, N. Y. In 1966 and 1967, the vhf-FM Radio Weather Service was expanded to cover 16 additional cities.

Typical Station. The station serving the Washington, D. C., area is known as a Type B100 system and is typical of the early in-

stallations. Its transmitter, located at Davidsonville, Md., operates on 162.55 MHz. The transmission range reaches a maximum of 40 miles, depending on terrain. Station equipment consists of a 300-watt base station vhf-FM narrow-band transmitter (Fig. 1), a 35-watt desk-top vhf-FM narrow-band transceiver (Fig. 2), and a control console (Fig. 3) with a record/playback tape deck, two playback decks, a remote control console, and a speaker amplifier. A VOX monitor alarm receiver is installed near the control console.

The 300-watt transmitter is usually located in an area favorable to the installation of the antenna. Telephone lines are generally used to link the transmitter/antenna site with the Weather Service office. The control console, 35-watt transceiver, and VOX monitor alarm receiver are located in the Weather Service office.

The control console provides facilities for making recordings, playing them back for transmission by the 300-watt transmitter, and monitoring of the recordings before they are aired. The remote control panel provides a signal of constant level to the transmitter, nullifying signal variations which may occur. It also makes it possible for the operator to turn on and off the 300-watt transmitter carrier. Finally, the remote control panel contains a tone-alert function, the purpose of which is to supply a preci-




Fig. 2. The 35-W desk-top transceiver.

sion 1050-Hz audio tone for a predetermined period of time (2-5 seconds) when momentarily activated. A receiver equipped for tone-alert is activated when a 1050-Hz tone modulated FM carrier signal is received. Receivers of this type are used by police and fire departments, and other agencies concerned with the public welfare.

The 35-watt transceiver is used by NWS office personnel to maintain communications with a designated local radio station in the event of telephone line failure during a disaster. The transceiver allows the NWS office to provide the radio station with alerts and all details concerning an emergency for rebroadcast to the general public. The VOX monitor alarm receiver, installed in the NWS office, is used to monitor transmissions originating at the 300-watt transmitter and sounds an alert when

RADIO WEATHER NETWORK

| | | | | | |
|---------------------|------------|--------------------|----------|--------------------|--------|
| Location | Frequency | Honolulu, Hawaii | 162.55 | Pensacola, Fla. | na |
| Akron, Ohio | 162.55 MHz | Hyannis, Mass. | 162.55 | Portland, Maine | 162.55 |
| Anchorage, Alas. | 162.55 | Indianapolis, Ind. | 162.55 | Portland, Ore. | 162.55 |
| Astoria, Ore. | na | Jacksonville, Fla. | 162.55 | Rockland, Maine | 162.40 |
| Atlanta, Ga. | 162.55 | Kansas City, Mo. | 162.55 | Sacramento, Calif. | 162.40 |
| Atlantic City, N.J. | 162.40 | Lake Charles, La. | 162.55 | Salt Lake City, | |
| Brownsville, Texas | 162.55 | Los Angeles, | | Utah | 162.50 |
| Boston, Mass. | 162.40 | Calif. | 162.55 | San Diego, Calif. | 162.40 |
| Buffalo, N.Y. | 162.55 | Miami, Fla. | 162.55 | Sandusky, Ohio | 162.55 |
| Charleston, S.C. | 162.55 | Milwaukee, Wis. | 162.40 | San Francisco, | |
| Chicago, Ill. | 162.55 | Minneapolis, | | Calif. | 162.55 |
| Cleveland, Ohio | 162.55 | Minn. | 162.55 | Savannah, Ga. | 162.40 |
| Corpus Christi, | | Mobile, Ala. | 162.55 | Seattle, Wash. | 162.55 |
| Texas | 162.55 | Monterey, Calif. | 162.40 | Seward, Alas. | 162.55 |
| Dallas, Texas | 162.40 | Morehead City, | | St. Joseph, Mo. | 162.40 |
| Denver, Colo. | 162.55 | N.C. | 162.55 | St. Louis, Mo. | 162.55 |
| Des Moines, Iowa | 162.55 | Mt. Huleakala, | | Tampa, Fla. | 162.55 |
| Detroit, Mich. | 162.55 | Hawaii | 169.075* | Washington, D.C. | 162.55 |
| Erie, Penna. | 162.40 | New London, | | West Palm Beach, | |
| Eugene, Ore. | 162.40 | Conn. | 162.40 | Fla. | 162.40 |
| Eureka, Calif. | 162.55 | New Orleans, La. | 162.55 | Wichita, Kansas | 162.55 |
| Ft. Worth, Texas | 162.55 | New York, N.Y. | 162.55 | Wilmington, N.C. | 162.55 |
| Galveston, Texas | 162.55 | Norfolk, Va. | 162.55 | na—not available | |
| Hilo, Hawaii | 162.55 | Oxnard, Calif. | 162.40 | *—temporary | |

interruptions of audio or r-f signals occur.

The 300-watt transmitter employs a vertically polarized omnidirectional antenna with a gain of 6 dB. The 35-watt transceiver's antenna is a horizontally polarized directional affair with 5 dB of gain.

New Advances. During 1969, five stations of the advanced Type B101 were added to the NWS vhf-FM network. They are located in Portland, Maine; Buffalo, N.Y.; Portland, Ore.; Seattle, Wash.; and Brownsville, Texas. The design of the control console has additional capability and more flexibility than does the B100 system. It has two record/playback tape decks, a 5-channel playback deck, and an audio sequencer designed by NWS. The audio sequencer makes it possible to select, through numbered pushbuttons, the tape playback channels—either singularly, sequentially, or in any combination in ascending order to provide continuous cycling between them to a maximum of seven units. The B101 remote




Fig. 3. Front view of control console.

control panel incorporates the B100's speaker amplifier function and is the same in all other respects to its forerunner. A VOX monitor alarm receiver used with the B101 system is utilized in the same manner as in the B100 system.

In parallel with the development of the B101 system was that of a Type B102 system which was installed at Cleveland, Ohio, in early 1970. This system contains a newly designed automatic audio system




Fig. 4. New automatic audio system.

(Fig. 4) having two record/play and six playback channels and an audio sequencer. The automatic audio system has a split-combined audio mode to permit operation either as an integral system having two record/playback channels, or as two independent systems, each with one record/playback and three playback channels. This permits the distribution of the same message or two independent messages simultaneously over two separate circuits.

In the combined mode, it is possible to cycle all eight playback channels sequentially in a continuous repeatable loop. In the split mode, the automatic audio system's eight playback channels are split into two separate and independent sections; each has four channels capable of sequentially cycling in a continuous repetitious loop. A B102 system can deliver the same audio signal or two independent signals to two separately located vhf-FM 300-watt transmitters. The development of the automatic audio system laid the groundwork for the B103 system which has become the standard in the NWS vhf-FM network.

The B103 differs from the older systems only in the design of the control console which now contains the automatic audio system and the remote control panel developed for the B101 system. This design has resulted in a more economical, highly flexible, and more compact console with greatly increased capability. The NWS is procuring B103 systems for ten new locations.

For those readers who wish to tune in on NWS forecasts, the list of station locations and frequencies given in the table should be of interest. Receivers with the capability of tuning in NWS forecasts are available from many sources. They can be divided into two categories: inexpensive units which sell for \$17 (or less) to \$70 with sensitivities of 2 to 10 $\mu\text{V}/\text{meter}$, and tone-alert models for \$150 to \$300. The latter have sensitivities ranging from 0.35 to 1 μV . ♦

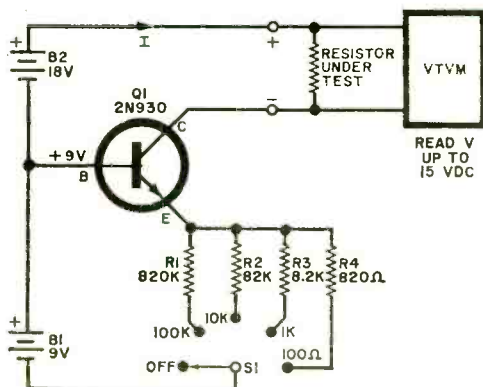
OUTBOARD CONSTANT-CURRENT SOURCE

CONVERTS VTVM's DC FUNCTION TO

A LINEAR-SCALE OHMMETER

BY GERALD BEENE

WHEN you use a VTVM to measure resistance, the conventional logarithmic scale can present interpretation difficulties that lead to gross inaccuracies if the meter pointer should fall in the crowded upper one-third of the scale. However, if the scale could be made linear, and thus easier to interpret, your reading accuracies will benefit greatly.



Test resistance value is equal to voltage drop across resistor times range multiplier of current source.

The constant-current circuit, shown here schematically, can be used with your VTVM to provide a linear-scale feature with ranges of 100, 1k, 10k, and 100k ohms. The ranges are interpreted on the linear scale of the dc voltage ranges and not on the usual log-type resistance scale. Nor do you need a conversion chart, nomograph, or formula to figure out the ohmic value of a resistor under test. You simply read the voltage indicated by the meter pointer and observe the range position of the switch in the constant-current circuit.

An example shows how this works. If

you measure 4.8 volts across a test resistor and the add-on's range switch is in the 10k position, the resistance is 48,000 ohms ($4.8 \times 10,000 = 48,000$). It's as simple as that.

Since the add-on allows measurements and comparisons at several current levels, diodes can be accurately matched with the constant-current source. You can even get a rough measurement of capacitance values (greater than $0.1 \mu\text{F}$). To do this, apply the formula $C = (IT/V)$, where C is in farads, I is supply current in amperes (see table for multiplication factor to use), T is charging time in seconds, and V is measured voltage in volts. For example, if the constant-current source is set to 100k, the capacitance in microfarads is equal to the number of seconds required for the voltmeter to indicate 10 volts after the capacitor is connected. This is only a rough estimate of the capacitance value which will allow you to determine if a capacitor's value is "in the ballpark" of the stamped value.

MULTIPLICATION FACTORS

| SCALE FACTOR (OHMS/VOLT) | RANGE CURRENT |
|-----------------------------|------------------|
| 100 | 10 mA |
| 1k | 1 mA |
| 10k | 0.1 mA |
| 100k | 0.01 mA |

If you look at the circuit again, you will note that S1 is set up so that you can connect a capacitor to the circuit before the circuit is switched on. Once the capacitor to be tested is connected to the constant-current source, use the sweep second hand on your watch to count ten seconds from the time the range switch is set into any appropriate operating position for the current source. ♦

The Origin of



Ohm's Law

TODAY, Ohm's Law stands as one of the most powerful and commonly used laws of electricity and electronics. It states that the amount of current flowing through a conductor (or resistor) is equal to the applied voltage divided by the resistance of the conducting material. In mathematical terms, the equation generally reads $I = E/R$. What seems simple and obvious today, however, took a great deal of genius, courage and effort to propose for the first time in 1825. Georg Simon Ohm, a German

BY DAVID L. HEISERMAN

physicist and mathematician, was a man who had the right kind of genius and courage.

Scientists were aware of a "galvanic fluid" (electrical current) that played some mysterious role in their studies; but the elusive and short-lived nature of currents in static electricity made them a difficult subject for any kind of meaningful study.

Alessandro Volta completely changed all this in the early months of 1800 when he formally announced the discovery of his electric generating cell. His "hydro-electric battery," forerunner of modern wet-cell batteries, gave scientists their first source of current that could flow continuously. For nearly twenty years, however, all the studies of galvanic currents suffered from one serious disadvantage—there was no way to measure the amount of current flow.

The breakthrough came in 1820 when Oersted showed that a current passing through a wire produces a magnetic field. A year later, Schweigger and Poggendorff used Oersted's findings to invent the galvanoscope—a crude sort of galvanometer made of hundreds of turns of wire wrapped around an ordinary compass. Current flowing through the wire produced a magnetic field that deflected the compass needle by a proportional amount.

Georg Ohm, then a high school mathematics and physics teacher in Cologne, saw the possibility of combining Volta's hydro-electric battery with a galvanoscope to study the nature of electrical current flow.

Using equipment he constructed himself, Ohm set out to find the exact relationship between applied potential, the length of a conductor, and the amount of deflection of the needle in a galvanoscope. His procedure was to connect the galvanoscope directly to the battery and carefully note the position of the compass needle. This gave him a reference reading. He then inserted a wire of known composition and length into the circuit and noted the new position of the needle. This was his experimental reading. Of course, the resistance of the test wire made the needle show a smaller amount of deflection in the experimental condition.

In 1825, Ohm reported his first findings in a paper titled "Preliminary Notice of the Law According to which Metals Conduct Contact Electricity." Publishing this paper turned out to be a mistake that plagued Ohm for the next sixteen years.

Technically speaking, the equation Ohm

presented in the paper was incorrect. It stated that $v = m \log(1 + x/r)$; where v was the decrease in the needle's deflection, x represented the length of the conductor, r represented the resistivity of the conducting material, and m stood for the amount of applied potential.

Just before his paper was scheduled to appear in print, Ohm repeated a few of his experiments using a different kind of power source. The results didn't agree with his original findings, and Ohm immediately saw he could develop a much simpler equation that didn't contain a logarithmic term. By the time he contacted the publisher, however, the paper was already in print; and the best he could do was publish a short letter promising to run a new series of experiments. Ohm stated he would show that the amount of current flowing through a circuit goes to zero as the length of the conductor approaches infinity. This bit of mathematical talk constituted his second mistake—a political one in this case. His letter infuriated most scientists of the time because they firmly believed the only proper scientific procedure was to gather mountains of data before playing with any kind of equation.

Ohm's incorrect equation was the result of a widespread lack of knowledge about the basic theory of batteries. After it was too late to stop publication of his paper, Ohm realized he had used an unstable power source—one whose output voltage varied with the amount of loading.

Poggendorff, one of Ohm's few allies in the scientific community, suggested he use a Seebeck thermoelectric battery rather than Volta's hydro-electric battery.

The thermoelectric battery was the first practical device to take advantage of the thermoelectric effect discovered by Seebeck in 1821. The Seebeck effect makes two unlike, tightly bonded conductors produce an electrical potential when one of them is heated. The output voltage is small, but so is the internal resistance. So, Ohm repeated all his experiments using the stable thermoelectric battery and galvanoscope. The equation we now know as Ohm's Law fit the data from his new series of experiments.

In 1826, Ohm was ready to show the world he knew what he was talking about. His second paper was entitled "Determination of the Law According to which Metals Conduct Contact Electricity, Together with the Outlines of a Theory of Volta's Appa-

ratus and the Schweigger Galvanoscope." The corrected equation read, $X = a / (b + x)$; where X represents the amount of current flow through the conductor, a stands for the exciting voltage, x is the resistance of the conductor under test, and b is the combined internal resistance of the power source and galvanoscope.

In the early part of 1827, Ohm published yet a third milestone paper in the history of science called "The Galvanic Battery Treated Mathematically." He then believed he had completely vindicated himself for proposing an incorrect equation and was confident that his colleagues would finally accept his law of electrical conduction.

The scientific community, however, was still not ready to accept Ohm and his works. For one thing, the equation seemed too simple—far too simple to explain a phenomenon that had been challenging the best minds of Europe and America for nearly thirty years. Then, of course, there was Ohm's widely misunderstood statements in the letter following his first paper. Most reputable scientists still considered Ohm a quack. Bitter and disappointed, Ohm returned to his teaching profession.

Six years passed before a few influential scientists began taking serious looks at Ohm's work. The incident that touched off this mild renewal of interest was a paper published by Pouillet in 1831. Pouillet had unwittingly repeated Ohm's work, and he had arrived at exactly the same results. Pouillet believed he was the founder of the law of electrical conduction, and so did most of the scientists of the time. Several scientists, however, noted a strong similarity between Ohm's work and Pouillet's paper.

In 1841, sixteen years after Ohm announced his law of electrical conduction, the British Royal Society presented him the Coply gold medal for "the most conspicuous discovery in the domain of exact investigation." Ohm thus received proper credit for his work, a formal apology for the delay, and a well-deserved round of applause from his peers.

Ohm died in 1854; and, exactly ten years later, the British Association for the Advancement of Science adopted the ohm as the unit of measure for electrical resistance. Thus Ohm (like Ampere and Volta) is now immortalized in the everyday language of modern electrical engineers and technicians everywhere. ◆

A LOOK AT

INDUSTRIAL ROBOTS

HOW THEY WORK AND THE JOBS THEY PERFORM

BY EDWARD A. LACY

AT LAST COUNT, there were some 500 industrial robots at work in the U.S. They are performing such dangerous, unpleasant, and boring jobs that no one has complained about job losses to them. Robots are currently being used to load and unload diecasting machines, forging presses, and hot furnaces, to operate spot welders, etc. In the process, the robots are doing these jobs more reliably and economically than could the human workers they replaced.

While it is true that a robot lacks the dexterity of a human, it can learn its job quickly and operate without human attendance, make simple decisions, and communicate with other machines. The robot is also stronger than man and can repeat a process indefinitely without error or failure. And as multipurpose automation, robots are more versatile than special- and single-purpose automation. If a product is discontinued or a manufacturing operation is altered, a robot can be retrained to perform a new job—just like a human—instead of going onto the scrap heap where specialized automation equipment often ends up.

Presently, there are only two companies engaged in building robots for industrial use (while developmental work continues at such universities as Stanford and MIT to give robots artificial intelligence). The companies are Unimation Inc., owned by Pullman Inc. and Condec Corp, and AMF's Versatran® Division. Both companies put their first industrial robots into operation in the early 1960's. AMF calls theirs the Versatran (VERSAtile TRANSfer), while Unimation's goes by the name Unimate® (UNIversal AutoMATION). Versatran and Unimate have some noticeable similarities, such as only one hydraulically powered and electronic-memory controlled arm. Both can be trained on the job and can use a variety

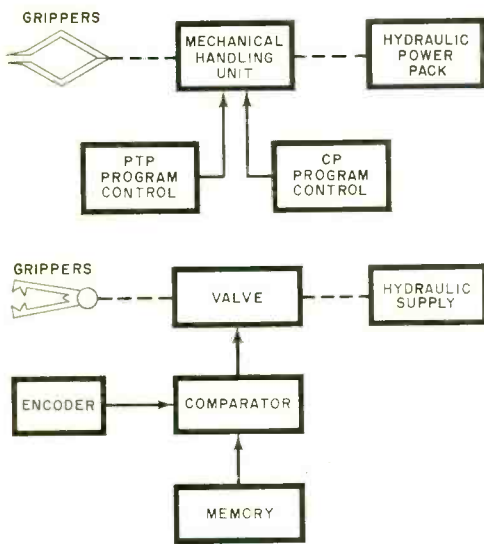
of "fingers" which include grippers, suction cups, magnetic pickups, and hand tools.

The Unimate Robot. Unimate's arm and hand are hydraulically powered; the fingers are pneumatically powered. The robot usually operates from a stationary position (it weighs 3500 lb). With an arm reach of 7½ ft, it has a 350 cu ft working area. It can pick up and move an object to any location within a 220° work arc, position the object with 0.05" accuracy, wait a predetermined interval, transmit signals to other control equipment, and respond to other signals.

In moving an object, the arm can move fore, aft, up, down, or to left or right. The hand can twist or bend independently. The fingers or grippers can deliver up to 300 lb of compressive force; yet, they can be gentle enough to package delicate glass tubing.

Unimate follows a predetermined program of up to 180 sequential operations recorded in its memory. It automatically recycles itself or shuts itself off, and, on signal, starts itself up again. For programming or teaching, a "teach" control with manual switches is used to operate the different drives at low speeds. When the arm and hand assemblies have been raised, twisted, and turned to the position desired and the hand clamp has been opened or closed, this position is recorded on the memory drum by pressing a "record" button on the teach control. (The newest Unimates employ electronically-alterable read-only memories instead of the magnetic drum.) Any position into which the arm and hand can be placed is represented by five groups of numbers in binary code, one group for each degree of freedom.

Five position indicators or encoders on the arm tell the memory the location of



These block diagrams show basic elements that make up Versatran (top) and Unimate (immediately above) robots.

the arm at all times. In operation, the memory tells the arm where it should be. The arm then moves until the encoder and memory codes are the same, at which time the motion or step is completed and the robot goes to the next position indicated by the program. This process is repeated until the entire program is completed.

In early Unimates, each action in a program sequence was initiated upon completion of the previous action. This was a waste of cycle time. So, the Unimate was reprogrammed to anticipate time lags, using judicious overlapping of program steps. This permitted much faster production rates.

Operationally, Unimate moves directly to the position recorded, regardless of the path taken during teaching to reach this position. Since the robot can neither see nor think, if an obstacle exists between the two positions, additional positions defining a path around it must be recorded to avoid collisions.


Parts handled by Unimate must not only be in the proper place at the proper time, they must also be properly oriented since the robot lacks the intelligence to search for them.

Interlock circuits keep Unimate in step with other production equipment and protect personnel, equipment, and Unimate itself.

The Versatran Robot. Versatran robots are available in models with two- to six-axes of primary and secondary motions, different mounting configurations, and other options. The "standard" robot offers five degrees of freedom: arm vertical, arm horizontal, arm swing, wrist rotate, and wrist sweep. Traverse of the entire unit, an additional freedom, is available with all robots. Movements can take place in all axes simultaneously.

Two types of programmer controllers are available: point-to-point (PTP) for put-and-take tasks, and continuous path (CP) or contouring controls for tracking or smooth contouring type of motions.

The PTP programmer is used for applications where the arm of the mechanical handler can move in the shortest time path between any pair of three-dimensional points in the work space. The control for a typical five-axis unit provides up to 4000 (some to 14,000) points of program capability. The PTP programmer has plug-in design and contains only the control elements needed. It may consist of six-potentiometer modules, ten-step ring counters, counter logic modules, and servo amplifier modules for each arm movement axis. It



On assembly lines such as this at an automobile plant, monotonous jobs like spot welding of bodies are performed by battery of Unimate robots.

may have a removable program patch-board or be "screwdriver" programmed. Additional modules permit manual alteration of arm positions without changing program pot settings and provide control over gripper wrist sweep and rotate, as well as jaw movements.

When required by the job, a module can



Versatran robot, with vacuum grippers, locates sheet of glass in a stack, picks it up and transfers it automatically to manufacturing station.

be added for separate velocity control in the arm horizontal, vertical, and swing area. Servo amplifiers can be added for applications requiring servo wrist movement.

Programming is done on the job. Vertical, horizontal, and swing arm position pots are patched into the program steps. A similar procedure establishes wrist-rotate-and-sweep and gripper sequences, dwells, interlocks with external equipment, etc.

In programming, manual and dwell console controls are set. The stepping counter automatically resets to the first program position patched in. A manual control pot for each of the three arm axes is adjusted to null out any error between programmed and actual arm positions before the program start button is pressed.

After the desired arm position for that step is reached, one or more of the three program command pots patched into that specific program step is adjusted, if required, until position error lights extinguish. The pots are then locked to memorize that arm position. This procedure is repeated at each step in the program until all patched-in command pots have been set to the desired arm positions for each program step.

Versatran robots have recently been given adaptive control ability to "feel" for and pick up individual objects from a group of many, even when the pickup position is continually changing. This seek-and-find capability in a single axis is the first step toward providing adaptive control capability in up to six axes of movement. Possible uses of the new adaptive control include stacking, unstacking, and machining operations as well as unloading active conveyors.

Before the development of the adaptive control, it was necessary to program a

separate pickup point in space for each of the scores of objects in a stack. Holding pallets also had to be very accurately positioned each time. With the Versatran now able to feel for the nearest surface, the user needs to program only a single point for the entire stack.

In operation, the Versatran is positioned between a stack and the work stations to which the sheets will be transferred. Sheets in the stack must be picked up one at a time, but changes in sheet size, transfer routes or speeds, or other requirements can be readily accommodated by adjustment of control panel knobs. The adaptive control feature can function in any of the axes or arm and gripper movement.

The PTP control permits a series of routines to be set in the program with the robot choosing the appropriate ones to suit the task.

In CP operation, the arm of the mechanical handling unit must move through an infinitely controlled smooth path, with speed and acceleration variable over a wide range. At normal work speeds, more than 60 position points/sec are tracked, with programs up to 15 and 30 minutes possible. Typical uses include spray painting and tracking parts on moving conveyors.

The digital memory for the CP programmer consists of two separate magnetic tapes which run alternately to permit the robot to operate without interruption. A separate control matrix board is used for wrist, gripper, and other functions as well as program interfacing with external equipment.

In the "program" mode, the arm of the mechanical handler is manually led through the work movements, using an auxiliary control. Arm motions and other functions, such as wrist and gripper commands and signals to and from external equipment, are recorded simultaneously on the tapes.

After the handler has been taught and a program is established, the tapes control arm movement according to contours, velocities, and accelerations established during manual leading and programming. The tapes also provide commands to external equipment, wrist and gripper functions, and other actions, as well as for stops at predetermined points to await receipt of incoming signals. The program continues on a repetitive basis in the automatic mode under failsafe conditions for as long as necessary to complete the job. ♦

ELECTRONIC STEAM WHISTLE



GREAT FOR MODEL TRAIN BUFFS—

OR MAKING WILD AUTO HORNS

BY JOHN S. SIMONTON, JR.

IF MODEL railroading is one of your hobbies, you probably have at least one problem in common with every other railroad buff—finding a steam whistle sound for your layout. Since you may not be inclined to invest the money necessary to install boilers and pipes for a real whistle, this design for an \$8.00 electronic substitute could be just what you need.

If you're adventurous, you might also want to try the steam whistle as a really different auto horn. (*Or how about a chromatic scale of whistles to make a steam calliope?*—Ed.)

Theory of Circuit Design. A whistle is basically nothing more than a resonant chamber which produces a tone when excited by the steam flowing over a turbulence producing orifice. However, there are other factors involved. There is the sound of the steam which can be heard as a faint hiss as the whistle is blown. Also, like other "musical" instruments, a whistle has its own peculiar attack and decay characteristics. That is, it takes a short time for the sound to build up to a maximum and the vibrations persist for some short time

after the exciting force (steam) is removed. Finally, there is a slight lowering of pitch as the vibrating medium in the cavity changes from air to a denser air/water combination.

In this electronic whistle, whose schematic is shown in Fig. 1, there are three essentially independent sections which produce the necessary effects to make it sound like a real steam whistle. They are a tone oscillator, a noise source, and a gating amplifier.

The oscillator is a conventional phase shift circuit with $Q1$ in a common-emitter configuration for gain and also to provide 180° of the required 360° of phase shift. The remaining 180° is provided by the frequency determining components, $C1$, $C2$, $C3$, $R1$, $R2$, and $R3$.

The steam sound is provided by a white noise generator, $Q2$, which has its base-emitter junction biased above the breakdown potential. The noise of the resulting avalanche breakdown mechanism appears across $R8$ and is used to simulate the sound of steam.

The outputs of the oscillator and the noise source are mixed by resistors $R7$ and

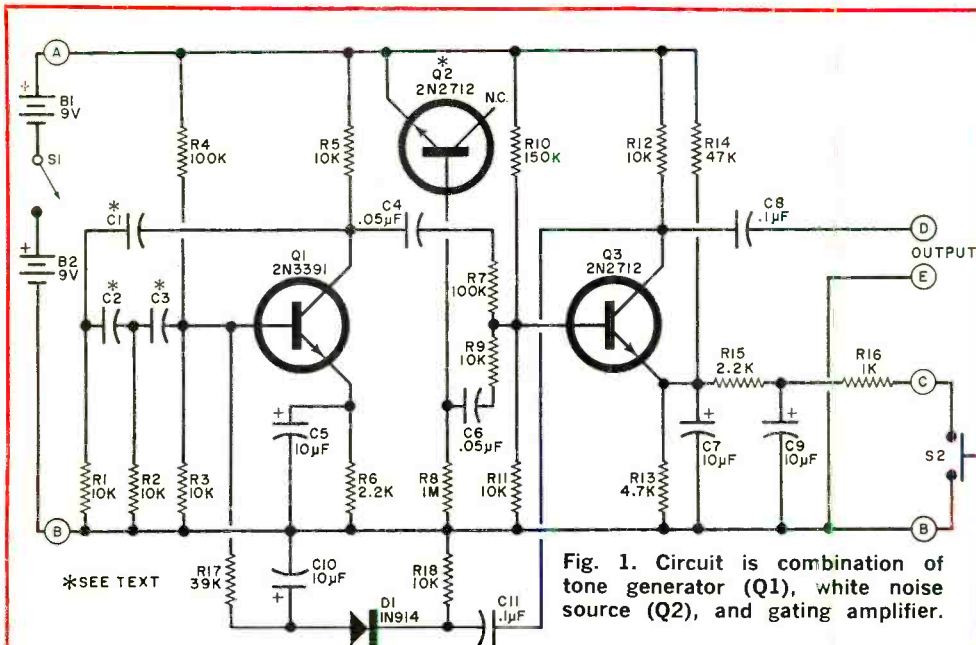



Fig. 1. Circuit is combination of tone generator (Q1), white noise source (Q2), and gating amplifier.

PARTS LIST

- B1, B2—9-volt battery
 C1-C3—0.005 to 0.05- μ F disc capacitor (see text)
 C4, C6—0.05- μ F disc capacitor
 C5, C7, C9, C10—10- μ F, 6-volt electrolytic capacitor
 C8, C11—0.1- μ F disc capacitor
 D1—Diode (1N914 or similar)
 Q1—2N3391 transistor
 Q2, Q3—2N2712 transistor (see text)
 R1-R3, R5, R9, R11, R12, R18—10,000-ohm, $\frac{1}{2}$ W, 10% resistor
 R4, R7—100,000-ohm, $\frac{1}{2}$ W, 10% resistor
 R6, R15—2200-ohm, $\frac{1}{2}$ W, 10% resistor
 R8—1-megohm, $\frac{1}{2}$ W, 10% resistor

- R10—150,000-ohm, $\frac{1}{2}$ W, 10% resistor
 R13—4700-ohm, $\frac{1}{2}$ W, 10% resistor
 R14—47,000-ohm, $\frac{1}{2}$ W, 10% resistor
 R16—1000-ohm, $\frac{1}{2}$ W, 10% resistor
 R17—39,000-ohm, $\frac{1}{2}$ W, 10% resistor
 S1—Spst slide or toggle switch
 S2—Spst, normally open, pushbutton switch
 Misc.—Battery clips, coax, phone plug, wire, solder, etc.
 Note—The following are available from PAIA Electronics, Inc., Box 14359, Oklahoma City, OK 73114: etched and drilled PC board #6710 at \$2.00, postpaid in U.S.; complete kit of all parts including PC board and selected Q2 and two sets of C1, C2, and C3, but less batteries, at \$7.95, postpaid in U.S.

Note how components are connected to board with S1 between the batteries.



R9 and applied to the common emitter gain stage, Q3. When pushbutton S2 is open, Q3 cannot pass audio because its emitter is held at a slightly higher voltage than its base by the voltage divider R14 and R13. When S2 is closed, the voltage at Q3's emitter begins to drop as C9 discharges through R16.

As Q3's emitter voltage drops, its base-emitter junction becomes more and more forward biased and thereby increases the gain of Q3. When S2 is opened, a reverse action occurs as C9 charges up through R15. These two time constants are chosen to simulate the attack and decay characteristics of the steam whistle.

Part of the output signal is tapped off of Q3's collector and rectified and filtered

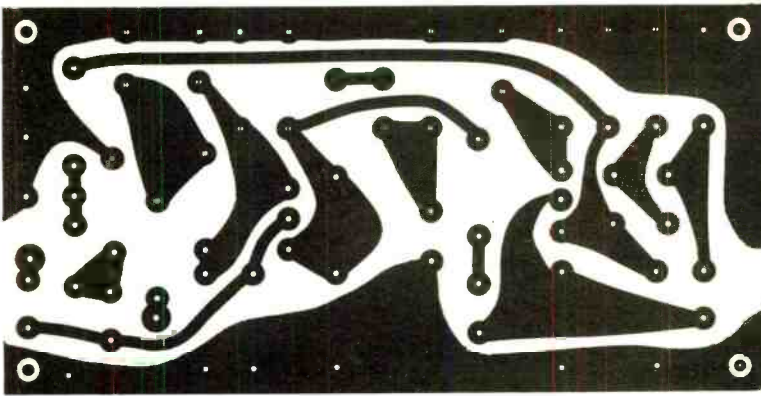


Fig. 2. The actual size foil pattern and component layout. Observe the polarities carefully during assembly.

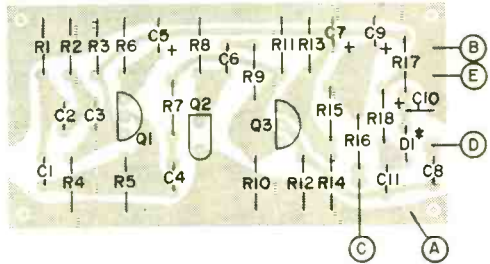
by *D1* and *C10*. The resulting dc voltage is applied to *Q1*'s base, where it gradually lowers the pitch of the oscillator slightly as the whistle is blown.

Construction. As with any project, an etched circuit board provides ruggedness and contributes to the appearance; but since there are no high frequencies involved here, the PC board is not essential. A foil pattern and component placement diagram are shown in Fig. 2.

Solder in place the resistors and disc capacitors first; then the electrolytics and semiconductors, being sure to observe the polarities. Use heat sinks on the semiconductor leads while soldering.

Selecting a transistor for *Q2* may present a problem, but the prospect is unlikely. Samples of test lots of 2N2712 transistors indicate that only a small percentage will not function properly as a noise source when driven from an 18-volt supply. Since two 2N2712's are required for the unit, the chances that neither will work for the noise source are remote. If you wish, check the performance of the noise source by putting a high-impedance crystal earphone directly across resistor *R8* and listen for the hiss. The volume of the noise at this point in the circuit is very low but you should be able to hear it.

Complete the assembly by soldering in place the positive lead from one battery connector and the negative lead from the other, the wires to the pushbutton and the audio output lead. Note that one of the pushbutton leads and the negative battery connector lead share a circuit board con-



nection point and that a short length of small coax (RG-174/U) is used for the audio output. The remaining battery connector leads are used as a switch leg and soldered to power switch *S1*.

Operation. There are no adjustments which must be made to the whistle to make it operate, but there are some component values you may want to trim to get the sound the way you want it.

The values of *C1*, *C2*, and *C3* determine the pitch. Using 0.005 microfarads for all three of these capacitors produces the high-pitched screech of European trains, while 0.05-microfarad units give the throaty roar of American freight trains. The three capacitors need not be of equal value to sustain oscillation; and pitches between the two extremes can be obtained by changing individual capacitors.

The amount of "steam" can be varied by altering the value of *R9*. For more noise, decrease the resistance; for less hiss, increase the resistance.

Operation of the whistle is simply a matter of snapping two 9-volt batteries in place and plugging the output into a suitable amplifier. The type of amplifier used is not important, but the better it is (in terms of fidelity), the better will be the sound. ♦



**Train on this
315 sq. in.
picture
color TV
and get the
skills that
mean a
high-paying
career!**

For a solid future...

NTS Home Training makes tomorrow's electronics happen—today!

Now included in two exciting NTS color TV courses, this set is the largest, most advanced color television made. Guided by the NTS "Lab-Project Method" of combining professional kits and easy-to-follow lessons, you build this color TV step by step — learning TV Servicing as you go! NTS has successfully trained thousands of men at home for rewarding careers as electronics technicians. Prepare for the great opportunity fields of TV-Radio Servicing, Computers, Communications, and Automation.


This solid-state color set contains: 45 transistors, 55 diodes, 2 silicon controlled rectifiers, and 4 advanced Integrated Circuits representing an addi-

tional 46 transistors and 21 diodes. The first solid-state color TV this large — yours to keep! It features Automatic Fine Tuning; "Instant On"; an Ultra-Rectangular Screen (25 in. diagonal measurement) that lets you see the complete transmitted image for the first time — a full 315 square inches; exclusive built-in Self Servicing features which eliminate the need to buy costly test equipment; exclusive design Solid-State VHF Tuner with an MOS Field Effect Transistor; 3-stage Solid-State IF; Automatic Chroma Control; Adjustable Noise Limiting and Gate Automatic Gain Control; High Resolution Circuitry; Matrix Picture Tube; and a specially formulated Etched Face Plate that eliminates unwanted glare, and heightens contrast. Colors are more vivid,

fresh tones more natural, and the picture is sharper than ever before. By training on this unique color TV, you'll gain the most up-to-date skills possible in TV Servicing!

Other valuable equipment you build and keep includes an AM SW Radio, Solid-State Radio, FET Volt-Ohmmeter, and Electronic-Tube Tester. All included in your tuition. You learn troubleshooting, hi-fi, multiplex systems, stereo, and color TV servicing. Step right into a technician's job at top pay or open a business of your own! For complete details on *all* NTS electronics courses, mail the coupon today for the full-color NTS Catalog. No obligation. No salesman will call.


**Build this set
and learn
solid-state
circuitry—the
electronics
of today!**



train on solid-state


NTS ELECTRONICS & COMPUTER TECHNOLOGY

Build this exclusive NTS Computer-Trainer! Loaded with integrated circuits, it shows you the how, what, and why of computers. Learn this exciting field faster, more thoroughly. You also assemble and learn to operate an FET Volt-Ohmmeter and 5" wide band Oscilloscope.



NTS BLACK & WHITE TV AND RADIO SERVICING

Learn all phases of television, radio, stereo, and hi-fi. You receive this 74 sq. in. picture Solid-State B&W TV, Lo-Silho "Superhet" Radio, FET Volt-Ohmmeter, Solid-State Radio, Electronic Tube Checker, and Signal Generator. Start earning extra money even before you complete the course!




NTS ELECTRONICS COMMUNICATIONS & F.C.C.

Gain the security and prestige of owning an F.C.C. First Class Radio-Telegraph License! Two comprehensive NTS courses cover the big opportunity field of transmitting and receiving. You build 14 kits, including a 5 watt AM Transceiver, 6 Transistor Pocket Radio, and FET Volt-Ohmmeter. Learn 2-way radio, Citizens Band, micro-waves and radar.



NTS INDUSTRIAL & AUTOMATION ELECTRONICS

Automation is the future of industry and you can play an important part! Learn industrial controls by training on the NTS Electro-Lab — a complete workshop. You also build and operate this 5" wide band Oscilloscope. And you perform experiments that involve regulating motor speeds, temperature, pressure, liquid level, and much more.



Classroom Training at Los Angeles. You can take classroom training at Los Angeles in sunny Southern California. NTS occupies a city block with over a million collars in technical facilities. Check box in coupon.

APPROVED FOR VETERANS
Accredited Member: National Association of Trade & Technical Schools; National Home Study Council.

NATIONAL TECHNICAL SCHOOLS

WORLD-WIDE TRAINING SINCE 1905
4000 South Figueroa Street, Los Angeles, Calif. 90037

Please rush Free Color Catalog and Sample Lesson, plus information on course checked below. No obligation. No salesman will call.



- National Technical Schools**
4000 S. Figueroa St.
Los Angeles, Calif. 90037
- Master Course in Color TV Servicing
 - Color TV Servicing (For Advanced Technicians)
 - Master Course in B&W TV & Radio Servicing
 - Master Course in Electronic Communication
 - Practical Radio Servicing
 - FCC License Course
 - Master Course in Electronics Technology
 - Industrial and Automation Electronics
 - Computer Electronics
 - Basic Electronics
 - High School at Home Dept. 205-052

Name _____ Age _____

Address _____

City _____ State _____ Zip _____

Check if interested in Veteran Training under new G. I. Bill
 Check if interested only in Classroom Training at Los Angeles



A Versatile Pocket Calculator

By John T. Frye, W9EGV, KHD4167

FROM back in the service department Mac heard the front door screen of the service shop slam behind Matilda and Barney as they returned from their lunch hour. "I'm glad I forget each winter how lovely the first really warm day of May can be," Matilda was declaring. "It's wonderful and exciting to be able to discover this over and over again each year."

"Yeah, it's not bad out there," Barney admitted gruffly as he pushed through the swinging door of the service department. He found his employer seated at the service bench staring down at the varicolored keyboard of a little object lying on the bench in front of him. The object was flanked by a couple of open books and a scratch pad.

"Hey, what are you doing?" Barney demanded.

"Checking out a graduation gift for my favorite nephew who finishes high school next month—no, that's not quite true," he broke off. "Actually I'm having a ball playing with this fascinating bunch of integrated circuits."

"What is it? Looks a lot like the minicalculator Matilda has out on her desk except it has more keys."

"It's Hewlett-Packard's new HP-35 Pocket Calculator," Mac answered, "and you're right about the number of keys. Matilda's has fifteen; this one has thirty-five. You may have also noticed her calculator displays eight digits while this one displays ten, but these are only superficial differences. There are other more important ones."

"I've got the feeling I'm going to hear about them," Barney said resignedly, heaving himself up on the bench. "But do you think the kid is going to appreciate something to work math with just after getting

out of school? I'll bet he'd rather have a portable stereo or TV set."

"If he doesn't appreciate this thing now, he will when he starts to Purdue in the fall and begins four years of studying electronic engineering," Mac promised. "Believe me, this thing can be worth much more than its nine-ounce weight in gold to an engineering student or to any other student seriously involved with math."

"Yeah?" Barney questioned skeptically. "What can it do that Matilda's calculator can't?"

"The one Matilda has is known in the trade as a 'four-banger' because it performs the four basic arithmetic functions: addition, subtraction, multiplication, and division. However it does these with far greater accuracy and speed than is possible with a slide rule and also keeps track of the decimal point. Used in connection with a good set of logarithm and trig tables, it can sharpen the accuracy and shorten the time of performing more complicated functions and would be of great help to any college student.

"But now listen to what this little jewel, the Cadillac of the miniature calculators, can do. In addition to the four arithmetic functions mentioned, it can also extract the square root of a displayed number at the stroke of this key. Separate keys are provided to yield almost instantly the trigonometric functions of $\sin x$, $\cos x$, $\tan x$, $\arcsin x$, $\arccos x$, and $\arctan x$. Another key gives the common logarithm of any displayed number, while still another key yields the natural logarithm. This key marked x is used to find e to any power without having to punch in the value of e . This one marked π allows you to punch that constant, correct to ten places, into an equa-

tion with a single key stroke. This $1/x$ key gives you the reciprocal of any displayed number, and this one (x^x) is used to raise a displayed number to any power within the range of the instrument—all this with an accuracy of 10 significant digits."

"Whew!" Barney gasped. "You weren't just beating your gums when you said that little gadget could do a lot of things. How big a number will it handle?"

"It has a dynamic range of two hundred decades from 10^{-99} to 10^{99} . It displays ten significant digits with the decimal point automatically positioned. Answers larger than 10^{-2} and smaller than 10^{10} are automatically displayed in floating point. Outside this range, numbers are expressed in scientific notation, with the exponent of 10 shown in the extreme right. For example, the answer to an equation yielding Boltzmann's Constant in joule/ K° , which is 1.38×10^{-23} would display 1.38 on the left and -23 on the right."

"What does this key marked $x \Rightarrow y$ do?" Barney asked.

"That brings up another feature of the HP-35. It has a four-register stack plus one storage memory. Let me see if I can explain: suppose we want to multiply 3 by 4. I punch the 3 and 3 appears on the LED display, called register X. Next I punch the Enter key, and the 3 remains displayed but is also entered in unseen storage register Y. Then I punch 4 and 4 appears in register X while 3 disappears from there but remains in register Y. Finally I punch the multiplication key, and any numbers in X and Y are multiplied together and the product appears in register X. Had I punched the key you asked about before punching the multiplication key, contents of the X and Y registers would have swapped places, and we would have seen the 3 again instead of the 4. Being able to do this is a help with some problems."

"How about the other two registers?"

"These are called the Z and T registers. When you punch the Enter key, anything in register X is entered in register Y, anything in register Y moves to register Z, and anything in register Z moves to register T. The key marked $R\downarrow$ permits 'rolling down' the registers like a rotary desk calendar for viewing what they contain. The CLx key clears any entry in X, while the CLR key clears all registers including memory."

"What do you mean by 'memory'?"

"That is a separate register in which you

now **9**
midget driver sets

for double duty
on dozens of popular screws & nuts



Three new assortments have joined Xcelite's family of "Compact Convertibles." Each an Xcelite "original." No-where will you find such a variety of sizes and types in a midget set, for driving slotted, Phillips, Allen, Scrulox®, hex, and clutch head screws. And hex nuts.

All of professional quality, precision made of finest materials. All doing "double duty" with torque amplifier handle that slips over color-coded midget tools for longer reach, greater driving power. Each easily identifiable on the bench or in the service kit thru Xcelite's exclusive, optically clear, plastic "show case" that closes securely with positive snap-lock.

nationwide availability through local distributors

NEW!

PS130 3 slot tip, 2 Phillips screwdrivers, 5 nutdrivers

PS140 4 slot tip, 3 Phillips screwdrivers, 3 nutdrivers

PS6 3 slot tip, 3 Phillips screwdrivers

PLUS PS88, PS120, PS7, PS89, PS44 and PS-TR-1 with varying selections of screwdrivers and nutdrivers



REQUEST FREE CATALOG.



XCELITE INC. • 20 BANK ST., ORCHARD PARK, N. Y. 14127
 Send General Catalog No. 171 with information on Midget Driver Sets.

name _____
 address _____
 city _____ state & zone _____

In Canada contact Charles W. Pointon, Ltd.
CIRCLE NO. 44 ON READER SERVICE CARD

can store a constant used repeatedly in a problem you're working with and recall it whenever needed with a single key stroke. A displayed number is entered in the memory by pushing the STO key and is recalled to register X by pushing the RCL key."

"I think I understand," Barney said slowly. "When working with an equation that contains parentheses and brackets, it is often necessary to solve a portion of the problem and then hold that answer until you solve another part to put with it. With the HP-35 you don't have to resort to a scratch pad to do this. You simply poke the partial answer up into the register stack and it drops back into the solution when you need it. Okay; so that leaves only these CH S and E EX keys to be explained."

"The CH S key changes the sign of a displayed number," Mac said. "The E EX key means the next entries after it is punched are exponent digits. CH S must immediately follow E EX for negative exponents. For example, to enter $-.0123 \times 10^{-7}$, you press CH S, .0123, E EX, CH S, and 7 in that order."

"How do they get all those smarts into that little bitty case?"

"With five especially designed MOS/LSI circuits using a new low-power, high-performance ion-implant process. Each is equivalent to 6,000 transistors, making a total of 30,000 transistor functions in a case 5.8" long, 3.2" wide, and tapering from a height of 1.3" at the display end to 0.7" at the other. And don't forget this case that slips easily into your shirt pocket also contains a Ni-Cad rechargeable battery pack that will operate the instrument for at least five hours before it needs recharging from the 5-oz charger furnished with the HP-35."

"How much time can you really save by using it?"

"That's what Hewlett-Packard wanted to know; so they ran a capability study in which engineers proficient in slide rule calculation and also familiar with the operation of the HP-35 worked the same problems on the slide rule and the calculator. In calculating the great circle distance between two points on the earth for which the latitudes and longitudes were given, the time on the HP-35 was 65 seconds with the answer to ten significant figures. On the slide rule it took five minutes to get an answer to four significant figures. In working out the pH of a buffer solution, the calculator again re-

quired 65 seconds to get an answer to ten significant digits while the slide rule required five minutes to get an answer to three significant digits.

"But time saved is not the whole story, although it certainly is important to a college student loaded down with heavy assignments in all his subjects. Because of tolerances in manipulation when several settings are involved, repeating a solution on the slide rule rarely produces precisely the same answer. This is not true on the calculator. If you feed in the same information, you get precisely the same answer. And don't overlook the much greater accuracy with the calculator, plus the great advantage of not having to keep track of the decimal point."



"You really are excited about this thing, aren't you?"

"That I am," Mac admitted. "For one thing, I'm glad to see an American company coming out with a really outstanding calculator. I had begun to believe that only the Japanese knew how to make minicalculators. But my enthusiasm goes deeper than that. Man's relationship with numbers has always been a love/hate affair. On the one hand he is fascinated with the mystery and power of numerical calculations, but he dislikes the drudgery of making involved calculations involving large numbers with pencil and paper."

"Down through the ages there have been breakthroughs in freeing him from this drudgery in the way of easily carried calculating aids. First, probably, was the Chinese abacus; then came tables of logarithms; next was the slide rule; and now we have this shirt-pocket computer that can perform all these calculations we've mentioned with lightning speed. Personally, I honestly feel the advent of the HP-35 marks an exciting event in the history of practical engineering."

"Okay, you're not going to get an argument out of me about that," Barney said. "I yield to no man in hating to do long-winded calculations with a pencil. But now the Big Question: How much does it cost?"

"Three hundred and ninety-five dollars, including recharger, soft leather carrying case, a safety travel case of molded plastic that holds both calculator and recharger, and an operating manual. While that's not exactly peanuts, it's only a fraction of what a non-portable desk-top scientific calculator capable of doing the same things would cost."

"I only see one problem," Barney said, sliding from the bench and dusting off the seat of his trousers.

"What's that?"

"How are you going to be able to surrender that little jewel to your nephew?"

"That's what's worrying me," Mac admitted as he reached out and patted the little calculator fondly. ♦



We hate to see you go, Joe.
Your designs have given us
many hilarious moments!

Where O'Where has your recorder's fidelity gone?

Without regular maintenance, it's probably buried under layers of accumulated dirt and oxide which can reduce the listening quality of even the best machine.

Nortronics QM-SERIES quality maintenance accessories are designed to preserve reproduction quality from virtually every cassette, cartridge and reel-to-reel recorder/player, and also to protect expensive pre-recorded tapes through years of playing. The new QM-SERIES is the only comprehensive line of safe, effective recording accessories that will keep machines and tapes sounding like they did when they were new.

Our new 'Recording Equipment Maintenance Manual' thoroughly discusses the importance of regular maintenance and the advantages of using Nortronics QM-SERIES accessories in your personal maintenance program. If you insist upon getting the most out of your player and tapes, it should be must reading. Available FREE at nationwide Nortronics distributors, or write to:



QM SERIES
quality maintenance
accessories




**NORTRONICS
COMPANY, INC.**

6140 Wayzata Blvd., Minneapolis, Minnesota 55416
'World's leader in magnetic heads
and professional recording accessories'



Product Test Reports

THE SMALLER ADVENT LOUDSPEAKER (A Hirsch-Houck Lab Report)



THE Advent Loudspeaker, a bookshelf-size speaker system with exceptional performance for its price has been joined by a junior partner: the Smaller Advent Loudspeaker. The new system is smaller in size, lighter in weight, lower in price, and virtually identical in performance to its bigger cousin. The Smaller Advent, measuring 20" x 11½" x 9½" and weighing 27 pounds, is exactly half the volume and 15 pounds lighter than the Advent Loudspeaker. Its impedance has been halved to a nominal 4 ohms, and efficiency is 3 dB less than that of the original Advent speaker system.

The impedance curve, dispersion, frequency response, and general sound quality of the Smaller Advent are identical to those of the Advent Loudspeaker. Its 8½" woofer which has a free-air resonance of 18 Hz resonates at 43 Hz when mounted in the fully sealed enclosure. These resonant frequencies are also shared by the

Advent Loudspeaker and some of the most expensive and highly regarded acoustic suspension speaker systems.

The tweeter in the Smaller Advent is a 2" cone type which contains a ¾" dome at its center to provide improved dispersion. The tweeter is identical to the one in the larger system with the exception that its 4-ohm voice coil and lighter magnet structure reduce its efficiency to that of the woofer.

The Smaller Advent system has no level controls since the efficiencies of its two drivers are matched to provide a uniform response. It is intended for use primarily with low-to-medium priced amplifiers and receivers whose power outputs are limited to the 15-29-watt/channel range. Although efficiency is very low (about as low as the least efficient acoustic suspension systems), this is partially offset by the 4-ohm impedance which enables the Smaller Advent to use the maximum power capabilities of an amplifier since most solid-state amplifiers deliver 25-50 percent more power into 4-ohm loads than they do into 8-ohm loads. Furthermore, the Smaller Advent is not designed to fill an auditorium or even an unusually large listening room with sound at the ear-splitting levels favored by some people. It is best suited to normal home use, and although its low-frequency power handling ability has been limited—a necessary step in obtaining the frequency response of a "big" speaker from a small one—it nevertheless can play loud enough to belie its small size.

Test Results. When we measured the frequency response of the Smaller Advent Loudspeaker in our live room, averaging the output of eight microphones, we found it to be exceptionally smooth and uniform,

within ± 3 dB from 120 Hz to 13,000 Hz. The output rose slightly at low frequencies, with a maximum in the 60-70-Hz range of about $+5$ dB. At 32 Hz, it had returned to the midrange level. Obviously, this is remarkable performance for almost any speaker system used in the home, let alone a miniature one.

Driving the speaker system at 2 watts (based on the 4-ohm impedance), the low-frequency distortion began to rise below 40 Hz, reaching 5 percent at 38 Hz and 10 percent at 33 Hz. These figures are typical measurements we have made on some very fine acoustic suspension systems which were considerably larger and more costly than the Smaller Advent Loudspeaker. Its restricted power handling ability was evidenced by the considerable increase in distortion when we drove the speaker system at a 20-watt level. However, even under this severe condition, the distortion was only 10 percent at 38 Hz.

The tone-burst response of the Smaller Advent Loudspeaker was very good, displaying no signs of ringing or spurious frequencies in its output. The impedance was 4 ohms at about 100 Hz and between 5000 and 11,000 Hz, rising to 15 ohms at 850 Hz and to between 20 and 25 ohms at about 45 Hz.

Listening Tests. We subjected the Smaller Advent, as we do all speaker systems, to the simulated "live-versus-recorded" test in which its ability to imitate accurately a live musical program can be judged side-by-side with the original sound. It did a very fine job, often so good that we could not hear any difference between the two. Where differences could be heard, they were in the form of a very subtle midrange balance shift and on such instruments as wire brushes where the drop-off in response beyond 13,000 Hz could be detected.

This test also showed that the polar dispersion of the Smaller Advent, though reasonably good, was not enough to sustain its "facsimile" reproduction of the original sound over angles of 45° or more from its axis.

We also did considerable A-B comparing of the Smaller Advent Loudspeaker against several other speaker systems, all far larger and more expensive. To our amazement, the Smaller Advent proved to be just as good as many of them and better than others under practically any listening situa-

Beware of Stylus Carnivorous, The Vinyl Cannibal.



Stylus Carnivorous can grow under your phonograph cartridge, when you haven't been careful to check the condition of your cartridge and stylus from time to time. He thrives on neglect. The result: your records could suffer.

You can avoid Stylus Carnivorous by taking your cartridge to your high fidelity dealer for a check-up about every six months. Our Pickering dealers will be happy to do this for you—free.


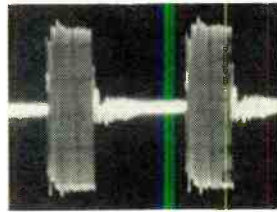
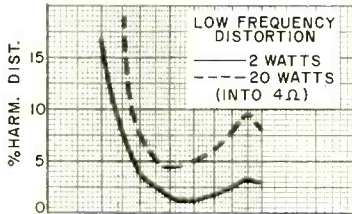
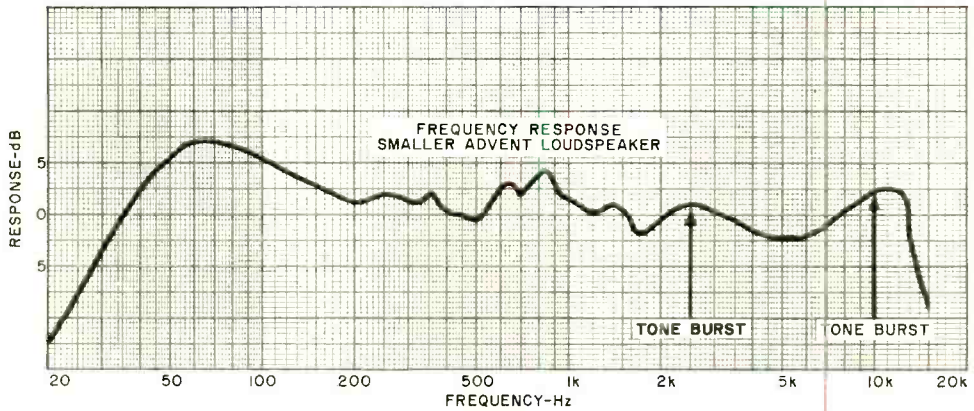
If your cartridge is a Pickering (and it just might be, since more Pickering cartridges are installed on record players than any other cartridge) and if you need a new stylus, you can get the precise Pickering replacement. Ask for the one that matches the stylus originally engineered for your equipment.

So if your stereo has been sounding strange, maybe it's not your stereo. Maybe it's old Stylus Carnivorous. For free brochure, "Questions and Answers About Cartridges and Stylus" write Pickering & Co., Inc., Plainview, N.Y. 11803.



"for those who can hear the difference"

All Pickering cartridges are designed for use with all 2 and 4 - channel matrix derived compatible systems.
CIRCLE NO. 27 ON READER SERVICE CARD



At top is shown frequency response curve and points at which tone burst tests were made. Photos of tone burst reproduced are shown above right. Above left is graph of low-frequency distortion of the speaker at 2- and 20-watt levels.

tion we could devise. The Smaller Advent can deliver a room-filling 30-Hz fundamental which must be heard to be believed!

One of the most attractive features of the Smaller Advent Loudspeaker, besides its handsome cabinet, is its price: \$69.95.

Circle No. 60 on Reader Service Card

SUPEREX MODEL FF-1 HEADPHONES (A Hirsch-Houck Lab Report)

THE Superex Model FF-1 "Freedom Fone" resembles many headphones which have molded earcups, removable cushioned vinyl ear pads, and a spring-steel headband with vinyl covering. Here, however, is where the resemblance ends since the FF-1 has no external connecting cord!

In the FF-1, one earcup contains a magnetic induction pickup coil whose output drives it and the other earpiece through a built-in battery-powered transistor amplifier. By installing a wire loop around the listening area and passing audio frequency currents through it, the program is heard in the earphones throughout the area enclosed by the loop. The earcup containing the pickup coil has a small knob which provides the user with an on-off/volume control.

The Superex FF-1 phones supplied to us for testing included a demonstration loop consisting of a multi-turn coil approximately 12" in diameter and an amplifier



coupler. These items are not manufactured by Superex and are not normally supplied with the FF-1 phones. We made our frequency response measurements with the phones mounted on our microphone coupler

We enjoy telling you how each aspect of the 12 year basic research program on sound reproduction contributed to the unconventional¹ features found in the Bose 901 and 501 DIRECT/REFLECTING[®] loudspeakers.* We also take pride in quoting from the unprecedented series of rave reviews because to us they are like awards won for the best design. †

However, it is important to realize that the research and the reviews are of only academic interest unless the speakers really are audibly superior. It is equally important to realize that YOU are in every sense the ultimate judge, for you are the one who lives with the sound you choose.

So—forget the rave reviews and the research and sit in judgement of two fascinating experiments. Take your most exacting records to any franchised BOSE dealer and:

1. Place the BOSE 901's directly on top of any other speakers, regardless of their size or price, and

make an A-B listening test with your records.

2. Place the BOSE 501's beside (with at least 2 feet clearance) any other speaker using woofers, tweeters and crossovers and perform the A-B listening test. (Don't ask the price of the 501 before the test)

Then, just enjoy your records. When you finish you will know why we get much more satisfaction from our work than could ever be derived from profits alone.


P.S. If you already own expensive speakers, many dealers will lend you a pair of BOSE 901's for an A-B in your living room, where the acoustics are generally far superior to those of the speaker-lined showroom.

* Copies of the Audio Engineering Society paper, 'ON THE DESIGN, MEASUREMENT AND EVALUATION OF LOUDSPEAKERS', by Dr. A. G. Bose, are available from the Bose Corp. for fifty cents.

† For copies of the reviews, circle our number on your reader service card.

You can hear the difference now. **BOSE**[®]

Unless they're audibly superior it's all academic.



The BOSE 901 and BOSE 501 are covered by patent rights, issued and pending.

CIRCLE NO. 4 ON READER SERVICE CARD

and the loop positioned about 18" from the pickup earcup. The demonstrator had a resistor in series with the loop to present a safe load to the amplifier. The driving voltage in our tests was the recommended 3 volts rms.

The acoustic output from the FF-1 phones was quite low—adequate for most purposes, but certainly not for high-level serious music listening. On the other hand, these are monophonic phones, clearly designed for applications outside the usual hi-fi market. The frequency response, with the usual response irregularities associated with a coupler measurement, was relatively uniform from 300 Hz to beyond our microphone's upper limit of 15,000 Hz. However, below 700 Hz, the output fell off at a 6-dB/octave rate and was lost in our ambient noise level below 200 Hz.

Use Tests. To judge the Superex FF-1 phones under more realistic conditions, we mounted a loop of No. 18 zip-cord on the ceiling, covering an area of about 10 feet square. The two conductors were connected in series to form a two-turn loop. An 8-ohm resistor was connected in series with the loop; then the whole was driven from one channel output of a stereo receiver.

The volume level anywhere within the loop was adequate for listening to radio programs. It fell off rapidly outside the loop area. Although there were some directional effects, causing sharp reductions in output under certain conditions of headphone orientation within the loop, these were not troublesome in practice, and the average volume level was essentially constant anywhere within the loop area.

The "thin" bass, which could be inferred from the measured response, was very apparent. Applying bass boost in the amplifier corrected much of this, however. Overall, we would describe the sound as good "AM" quality; in fact, when listening to AM broadcasts, we were not aware of any significant loss or coloration of response. We also tried a single-turn loop and found, as expected, a significant reduction in sound level. The ease of installing a two-conductor wire and connecting it in series to make a two-turn loop is very practical.

One side effect of the inductive coupling system used for the FF-1 phones was the system's susceptibility to ac hum pickup from power wiring. Most of the time, the hum was clearly audible, although it varied somewhat with listening location and headphone orientation.


The possible applications of the FF-1 are too numerous to list. For example, one can listen to radio broadcasts or other programs without disturbing others in the listening area and without being distracted by outside noises while still retaining mobility and freedom from trailing cords. The very light 12-ounce weight made the FF-1 phones comfortable, and the ear cushions provided for comfortable wear for extended periods of time. We also found them convenient in communications service with our amateur radio station. In this case, the low-frequency cutoff is a distinct advantage because of the improvement in clarity of CW and SSB reception. The available volume level was also satisfactory for ham use, and any distortion caused by turning up the volume was not significant.

The price of the Freedom Fones is \$29.95.

Circle No. 61 on Reader Service Card

TECHNIQUES 5200 NEGATIVE ART KIT

LET'S face it, printed circuit boards have become a way of life for assembling electronic projects at home. We at POPULAR ELECTRONICS Including ELECTRONICS WORLD often have to make the PC boards featured in the construction articles. Consequently, we have more than a nodding acquaintance with most of the commercially available printed circuit kits. Although most such kits—especially the professional or "lab" types—turn out fine examples of PC boards when the instructions are followed to the letter, most boards made at home still do not look like the ones made by commer-



POPULAR ELECTRONICS Including Electronics World

cial processes. Too, if we have to make more than one of the same type board, no two look alike.

In our experience, we have learned that the photosensitive systems which require the preparation of a film negative etching and drilling exposure guide offer the best approach to making PC boards at home with near-commercial quality. This process is neat to perform and fully capable of providing the intricate patterns in modern IC projects. In working with the photosensitive system, the film negative is prepared with the aid of a sheet of transparent Mylar or acetate, paste-down solder pad patterns, and opaque flexible tapes in various narrow widths. Unfortunately, before you can use the negative with most photosensitized boards, it must be reversed to provide a transparent wiring pattern on an opaque black field, an expensive process since the reversing of the negative must be done by a professional photolab.

Now it looks like the negative reversing problem has been licked by Techniques, Inc., who are making available a 1:1 negative artwork kit which can be used directly without going to a photolab. The kit contains an assortment of transistor and IC (both dual-in-line and round) solder pad patterns, edge connector patterns, dots, and tape, all pressure-sensitive stick-ons. Also included are two large sheets of transparent clear Mylar to be used as the base for making the etching guide, two large sheets of presensitized film for making the exposure negative, a bottle of developer, and some cotton balls.


Easy Layout. Working with the kit requires no special training. You start out by laying out the etching guide in the conventional manner, laying down on the Mylar sheet the various solder pad patterns, dots, and tape. This done, you have a positive which is virtually useless to you unless you have a photolab setup or are willing to invest in having it photographically processed at your local photolab. This positive, however, is then used as an exposure mask for making the film exposure negative which will ultimately be used in making the board.

Sandwiching your hand-made negative with the presensitized film supplied, the two are next exposed to a photoflood or ultraviolet light for a short period of time. When the time is up, you separate the sandwich and pour a small puddle of the developer solution into the sensitized and exposed film,


Radio Shack Helps Make Every(TV) thing Perfectly Clear!

→ARCHER→

TV-FM Antenna/Rotor Outfit



Signal Splitter Included!



Everything you need for do-it-yourself installation!

City, suburb or far out—Radio Shack has the antenna for you. Take our VU-115 Color Eagle outfit. The 20-element antenna pulls in VHF to 115 miles, UHF & FM to 75. Our automatic ServoRotor™ zeroes in on *each station* for peak reception. See us today, get "better looking" tonight **69⁹⁵**—and save up to 40% off dealer installation costs! We're in the phone book.

Ask for
FREE
Catalog!

Over 1370 Stores Nationwide!

radio shack
and ALLIED RADIO STORES
A TANDY CORPORATION COMPANY

2725 W. 7th St. • Ft. Worth, Texas 76107
CIRCLE NO. 1 ON READER SERVICE CARD

Using one of the cotton balls supplied, you swirl around the developer until the pattern appears and is sharply in focus without any discontinuances.

After allowing the newly made negative to dry, you are ready to use it to expose any presensitized board, carefully following the instructions supplied with the board. What you will end up with, after the board blank is exposed, etched, and drilled, is a printed circuit board that looks as good as the original positive and the equal of any you could obtain from commercial suppliers.

We used the Techniques 5200 kit to fabri-

cate a readout/decoder board for our frequency counter. The conductor patterns on the board were intricate and as closely spaced as you would expect from a modern digital test instrument; so, it was a severe test to put any PC kit through. Needless to say, the 5200 kit came through with flying colors. Nor could we detect any differences in quality between it and another board made with an exposure negative produced through the expensive photolab route.

Techniques, Inc., has set a suggested retail price of \$12.95 for the No. 5200 Negative Art Kit.

Circle No. 62 on Reader Service Card

SIMPSON MODEL 260 SERIES 6 VOM

PHYSICALLY, the new Simpson Electric Co. Model 260 Series 6 volt-ohm-milliammeter bears a close resemblance to the trusty 260 which has served so many electronics users well for so long a time. But there are some basic differences between the old 260 and the new Series 6.

Now, dc voltage ranges go from 0 to 250 mV and 1, 2, 5, 10, 50, 250, 500, and 1000 volts full-scale. Ac voltages go from 2.5 to 1000 volts full-scale. Both ac and dc voltage measuring capability can be extended with the aid of a slip-on probe to yield 5000 volts full-scale. Dc current goes to 50 μ A and 1, 10, 100, 500, and 10,000 mA (10 amperes) full-scale. In the resistance mode, the Series 6 has three ranges covering 2k, 200k, and 20 megohms. The scale also has calibration to indicate from -20 to +50 dB in four output ranges.

Sensitivity of the Series 6 is 20,000 ohms/volt in the dc modes and 5000 ohms/volt on ac. Accuracy is ± 2 percent of full scale on dc and ± 3 percent of full scale on ac.

In place of the plastic "bumps" used on the old 260, the Series 6 has four rubber feet which prevent the meter from skidding around on smooth work surfaces. The multi-purpose screw-on test leads have a combination of probe and alligator clip test ends for maximum flexibility. To provide more accuracy and greater inherent ruggedness, the meter movement is of the taut-band type. Accidental overloads which could damage an unprotected meter movement are greatly minimized in the Series 6 by a varistor overload protection circuit.

Another welcome feature is the TRANSIT position on the function switch. With the



function switch set to TRANSIT, the meter's pointer movement is damped during its travel, thus preventing G forces from bending the pointer.

User Tests. Having had extensive use (and abuse) of an old Model 260 VOM for more years than this reviewer cares to count, we could honestly judge the performance and flexibility of the Series 6 on a comparison basis. The Series 6 seems to fall into the same reliability slot that its predecessor has established over the years. During our less than gentle comparisons, we noted that the instrument case and meter movement of the Series 6 appear to be more rugged.

The basic Model 260 Series 6 VOM car-

ries a suggested retail price of \$65. Several options are available, however. Among them are an antiparallax mirrored scale version (Model 260-6M) at \$67; a roll-top safety case version (Model 260-6RT) for \$71; and a version with circuit breaker protection (Model 260-6PO) for \$97. You can get various combinations of these functions and features as desired. The 5000-volt safety probe sells for \$4.50. Finally, there is an assortment of carrying cases from \$14 to \$20.

Circle No. 63 on Reader Service Card

ESTES "TRANSROC" RADIO CONTROLLED TRANSMITTER




RECENTLY, we had the opportunity to build and test the "Transroc" model aircraft and rocket transmitter put out by Estes Industries. Since it was designed to be used in conjunction with a conventional Citizens Band receiver, we were surprised at the compact size of the six-transistor, crystal-controlled transmitter.

The Transroc is no simple little toy meant to be used just by aspiring young scientists. In fact, the transmitter did things that surprised even old model rocketry veterans like us. When properly set up, the Transroc can provide any one of three different modes of operation: first, it is a "beeper" which transmits one beep per second on the CB band—a signal used to locate a downed model aircraft or rocket. Second, it can be used for telemetry by employing some form of signal-to-resistance sensor (photocell, etc.). Finally, used with a microphone, it becomes an under-100-mW AM CB phone rig.

Circuit Design. To give you an idea of

the EL SOCKET



**Test new circuit ideas...
I.C. circuits...
discreet components...
at no risk!
Money back guarantee!**

\$17²⁵

All you need are #4 mounting screws . . . just plug-in components . . . like ¼ watt resistors, ceramic capacitors, diodes, I.C.s, transistors and more . . . and your circuit's built! No special patch cords needed! Components interconnected with any solid No. 22-26 gauge wire.

And you can try it with absolutely no risk for 5 days. If not satisfied, just return your EL Socket and receive a full refund. Trying is believing. How can you go wrong? Order your EL Socket now!

- Nickel/silver plated terminals — very low contact resistance
- Low insertion force
- Mounts with #4 screws
- Initial contact characteristics beyond 10,000 insertions
- Vertical, horizontal interconnecting matrices
- Accommodates wide range of wire and component leads from .015"-.032"

Send check or M.O. today!



EL INSTRUMENTS, INC
61 First St., Derby, Conn. 06418
Telephone: 203/735-8774

CIRCLE NO. 45 ON READER SERVICE CARD

**A true bargain
by Post**



**The
famous
PA 263**

**plus
heatsink/
pc board
for \$5.80**

The PA263 monolithic audio power amp. provides 3.5W rms 10W peak. to a 16 ohm load. Ideal for mono or stereo players, tape, disc or intercom amplifiers, AM receivers, Op. Amp boosters etc.

Now we supply it complete with a specially designed heavy duty pc board ready drilled for PA263 and up to 12 other components all ready for soldering. No other heatsink is necessary. ONLY \$5.80 COMP. ETE including delivery by return. FREE 4-PAGE PA263 DATA SHEET PLUS DESIGN INFORMATION WITH ALL ORDERS. Send Check/Money order payable Bordeaux Industries Inc, to Jermyn 712, Montgomery Street, San Francisco, California 94111.

JERMYN

CIRCLE NO. 18 ON READER SERVICE CARD

POLY-PLANAR IS WEATHERPROOF SOUND.



Put a Poly-Planar speaker anyplace you listen to music out-of-doors. Hang them, mount them, stand them anywhere—from your favorite tree, under an eave, on the patio, beach, fence, diving board... Send for detailed specifications

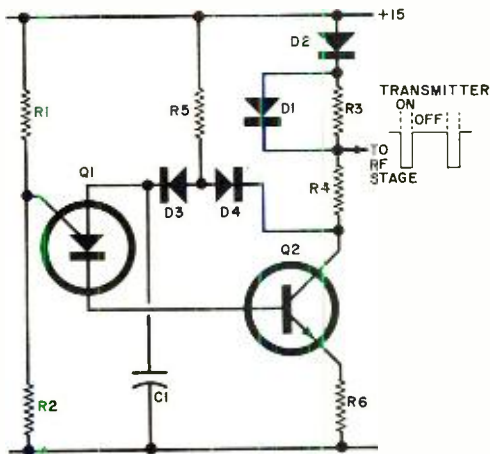


**THE SPEAKER YOU DON'T
HAVE TO SEE TO HEAR.**

The Magitran Company

311 East Park Street • Moonachie, New Jersey 07074
CIRCLE NO. 22 ON READER SERVICE CARD

the sophisticated circuit design used in the Transroc, the schematic diagram shows a portion of the modulator—in this configuration, a beeper. For the analysis, start at the collector of $Q2$ and assume that this transistor is cut off. In this state, the diode gate consisting of $D3$ and $D4$ is switched on by the current through $D2$, $R3$, and $R4$. The junction of $D3$ and $D4$ is supplied with charging current through $R5$. This current builds up a voltage across $C1$ and is also supplied to transistor switch $Q1$ as one of its inputs. The other input to $Q1$ is via voltage divider $R1/R2$.



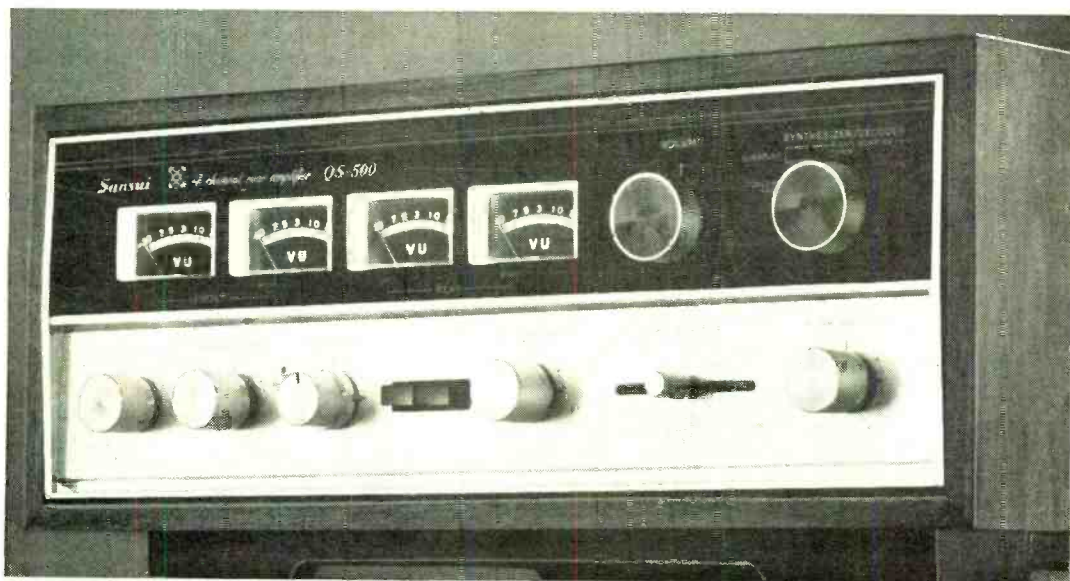
When the anode voltage of $Q1$ reaches the level of its gate voltage, $Q1$ conducts and $C1$ begins to discharge through the transistor, the base-emitter junction of $Q2$, and current-limiting resistor $R6$. The flow of current turns on $Q2$, and the voltage drop at the transistor's collector cuts off the $D3/D4$ gate. This stops the charging current to $C1$. After a time period approximately one-half as long as was required to charge $C1$, $Q1$ automatically resets to the nonconducting state, cutting off $Q2$ and allowing the process to repeat as long as power is applied.

The Transroc was tested (in the beeper mode) in a working model aircraft using a conventional CB receiver with a loop antenna. There was no trouble locating the downed aircraft almost a mile away. We listened to similar units operating in the telemetry mode and were surprised at the excellent signals.

Price of the Transroc is \$21.95 assembled or \$14.95 in kit form.

Circle No. 64 on Reader Service Card

if you go for four channel...



you don't have to go for broke

Buy yourself a miracle for as little as \$214.95. That's all it takes to get your conventional two-channel stereo to do anything any total four-channel receiver and control center can do, now or in the future.


The Sansui QS500 and QS100 converters are complete Four-Channel Synthesizer-Decoder-Rear-Amplifier-and-Control-Center combinations that transform standard two-channel stereo totally. The only other equipment you need is another pair of speakers.

You can decode any compatibly matrixed four-channel broadcasts or recordings and reproduce them in four authentic channels. You can detect the ambient signals present in most two-channel recordings or broadcasts and propagate them through the rear channels. In Sansui matrixing, the exclusive phase-shift technique prevents the cancellation of some signals and the change in location of others that occur in many matrixing systems. And the exclusive phase modulators restore the effect of the live sound field.

You can plug in a four-channel reel-to-reel or cartridge deck or any other discrete source. In the future — if you should have to — you can add any adaptor, decoder or what-have-you for any four-channel system for disc or broadcast that anyone's even hinted at. And a full complement of streamlined controls lets you select any function or make any adjustment quickly and positively.

The QS500 features three balance controls for front-rear and left-right, separate positions for decoding and synthesizing, two-channel and four-channel tape monitors, electrical rotation of speaker output, alternate-pair speaker selection, and four VU meters. Total IHF power for the rear speakers is 120 watts (continuous power per channel is 40 watts at 4 ohms, 33 watts at 8 ohms), with TH or IM distortion below 0.5% over a power bandwidth of 20 to 40,000 Hz. In its own walnut cabinet, the QS500 sells for \$289.95.

An alternate four-channel miracle-maker is the modest but well-endowed QS100, with total IHF music power of 50 watts (continuous power per channel of 18 watts at 4 ohms and 15 watts at 8 ohms). In a walnut cabinet, it sells for \$214.95.



SANSUI ELECTRONICS CORP.

Woodside, New York 11377 • Gardena, California 90274

ELECTRONIC DISTRIBUTORS (Canada), Vancouver 9, B.C.

SANSUI ELECTRIC CO., LTD., Tokyo, Japan • Sansui Audio Europe S. A., Antwerp, Belgium


CIRCLE NO. 30 ON READER SERVICE CARD

“At ComSonics we encourage all our technicians and engineers to enroll with CREI. Know why?”

WARREN BRAUN, *President, ComSonics Inc., Virginia Engineer Of The Year, ASE International Award Winner, CREI Graduate*



Photographed at ComSonics, Inc. Harrisonburg, Va.



"As a CREI graduate myself, I know the advantages of their home-study programs. CREI education has proven an excellent tool of continuing education for our employees and for me. And I strongly believe in CREI's ability to teach a man to learn independently and to use reference materials on his own.

"As President of ComSonics, I see changes taking place in our Electronics business every day. We're in closed circuit TV and acoustical engineering...and pioneered in Cable TV. CREI gives my men the knowledge they need to work in new areas...CREI's new course in Cable TV is an example. The CATV industry is expected to grow 250% in the next three years. I know the opportunities in Cable TV. I designed one of the first CATV systems in 1950. But technical advances are constantly changing the field. And since CREI's experts know most of what's going on in all areas of Electronics, I know that CREI can give my men some of the important, specialized training they'll need to maintain our position in Cable TV and our reputation in Electronics.

"We've interviewed many technicians and engineers for jobs in the past year and had to reject them because their knowledge is archaic and out-of-date. A man is of no value to us if he doesn't keep up-to-date."

Some of the biggest names in electronics buy CREI courses for their own employees. CREI students and graduates prove themselves on the job. They move ahead of the pack by earning promotions and salary increases.

The Future Belongs To You

You've been in Electronics long enough to know that the field is changing more rapidly than ever. New industries, like Cable TV, are born almost overnight. But surveys show that three out of four men now working in Electronics aren't technically qualified to work in these new areas. Clearly, the future will belong to the man who gets the right education now.

Start Learning At Home

But what you learn depends on which school you choose. Here's why CREI is among the best.

With the CREI program you study at home. At your own pace. There are no classes to miss, no work to make up. Each lesson is explained in clear, easy-to-read language. That's why many men do far better in home study than they ever did in school, even if they've been out of school for years. And the study habits they learn from CREI are sustained through life.

As a CREI student, you'll be assigned to an experienced instructor who will grade your assignments and offer constructive comments and criticism. If there's a special problem, the instructor will work with you until you understand it fully. You'll receive personal attention from your instructor because he deals with each student individually—as a class of one.

What Will I Learn?

You'll be learning the latest in advanced technology, geared to specific industry programs. Both theory and practical material are presented to meet all phases of job-related training needs.

CREI courses are written for the man who knows basic Electronics, but whose advancement depends on keeping his technical know-how current. You choose what you want to learn. You study subjects which help you grow and advance

in your present job and which relate to your career objectives. CREI offers you the opportunity to continue your education throughout your working life.

Constantly Up-Dated Courses

Because of rapid changes in Electronics, CREI courses are constantly being revised and up-dated by professionals who work in Electronics every day. New developments are included as quickly as they occur. Right now, CREI students are getting the latest up-to-the-minute information on such things as Cable TV, LSI chips, microminiaturization, lasers and masers, telemetry systems, servomechanisms, and data links. If it's new in electronics, CREI—and you—will know about it!

Developed By Top Scientists And Engineers

CREI maintains a full-time advisory faculty of some of the top names in Electronics. Each is a specialist in his own field, an expert who plans and develops CREI lesson material. After each expert submits his course plan, it is carefully reviewed and written by the CREI educational staff. Then each course is broken down into individual lessons. And they make certain each lesson is clear and self-explanatory. Just the right length for easy understanding and effective study.

How Can I Qualify?

If you've read this far, your interest in getting ahead in Electronics is evident. Send for our famous book on how to prepare for tomorrow's jobs in Electronics—the book that has helped thousands of men just like you get ahead. For your free copy, simply mail postpaid card today.



Founded 1927

Accredited Member of the National Home Study Council

Free book tells you all about CREI programs. For your copy, mail coupon, postpaid card or write: CREI, Dept. E1205C, 3939 Wisconsin Avenue, Washington, D.C. 20016

CREI, A Division of the McGraw-Hill Continuing Education Company
Dept. E1205C, 3939 Wisconsin Ave., Washington, D.C. 20016

Please mail me free book describing CREI Programs.

I am interested in: College Credits for CREI Study Space Electronics Electronic Engineering Technology Computers Industrial Electronics Nuclear Engineering Technology Electronics Systems Engineering Non-Technical Course in Computer Programming CATV Engineering

Name _____ Age _____

Address _____

City _____ State _____ Zip Code _____

Employed by _____

Type of Present Work _____ G. I. Bill _____

APPROVED FOR TRAINING UNDER NEW G. I. BILL





Television Scene

By Forest H. Belt

EARLY last fall, newspapers and television, and several consumer magazines, began showing new solid-state color-TV receivers and drumming the slogan, "It's a whole new ball game." The advertiser was RCA, and the occasion was the introduction of the company's 1972 color television line. The "new ball game" slogan tipped prospective color buyers to RCA's new emphasis: solid-state color TV.

Transistor design isn't new to RCA. The company's first transistor (one vacuum-tube high-voltage rectifier) color chassis, the CTC40, appeared three years ago. That chassis was distinguished by a deflection horizontal system using silicon controlled rectifiers (SCR). A more recent version, the CTC44, exchanged the tube rectifier for a solid-state voltage quadrupler; the set could honestly be tagged "all solid state."

RCA color models for 1972 swing decidedly to solid-state technology. In a color line encompassing some 55 models, 37 have solid-state chassis. That's above 65% of the choices available.

The basis for such overwhelming transistorization shows in the name RCA gives its solid-state color line: XL-100. The X and L stand for *extended life*. That's to cash in on greater reliability and cooler operation of transistors over tubes. The 100 touts 100% solid-state design. Company

officials and planners indicate an even stronger blend of solid state in next year's color chassis. Few dispute the likelihood of eventually phasing out tubes altogether, but not by next year.

Of other U.S. color-set manufacturers, only Motorola, Sylvania, and Zenith offer fully solid-state models. Each builds one all-transistor chassis, for several cabinet models. RCA boasts three—the CTC46X, the CTC54X, and the CTC59X. However, all three are mostly alike. All use SCR horizontal deflection and a solid-state voltage quadrupler for high voltage. The key differences: the CTC54X carries a Varactor uhf-vhf tuner assembly, and the CTC59X operates the first 110-degree color picture tube.


Transistors outnumber tubes in four of RCA's six hybrid color chassis. The CTC51X, CTC52X, CTC53X, and CTC55X all have 12 tubes and 17 transistors. The CTC39X has 18 tubes and 13 transistors; the CTC50X, 17 tubes and 14 transistors. The accompanying chart shows all nine chassis, what picture-tube sizes they operate with, and other details.

A Plug-In Trend. Ask a service technician what he likes most about this year's RCA solid-state color and he'll probably say, "The modules." What RCA designers did was divide up nearly two-thirds of the chassis circuitry and light components and mount them on twelve phenolic cards. These printed-circuit modules slip into special sockets on the main chassis.

Modules create manufacturing economies, which ultimately reduce costs of solid-state sets. But they also offer repair-bill savings to owners. If a component goes bad in a regular solid-state chassis, diagnosis and replacement is ordinarily a bench job—and expensive. With modules, unless the faulty component is

RCA Toes the Color Line

large and not on a plug-in board, a knowing technician can spot the bad module and simply plug in another. The module costs more than some small part, but the labor saving generally makes replacing a module more economical.



Plug-in circuit cards give look of computer to RCA solid-state color TV.

RCA has no exclusive on plug-in modules. Motorola initiated the idea nearly five years ago in Quasar chassis. Zenith has Dura-Modules. But RCA's modules are unique—more like computer boards. Contacts are extensions of the printed foil along each board's edge.

Three of RCA's twelve plug-in modules are unique in another way; they are ceramic. RCA makes the special ceramic in large sheets. Automatic machinery stamps out substrates and plates them with conductive, resistive, and capacitive layers. Chip transistors, larger capacitances, and connecting strips are added after a protective coating has been applied over the basic "print." Finally, the whole board, except for the plug-in connector foils, is encapsulated.

RCA's three ceramic modules operate as video color drivers. Designers in the ceramic department are working out other circuitry for this special treatment. An encapsulated sound-output module for the CTC46X chassis is imminent.

The ceramic-circuit process doesn't save money *per se*, but properties justify the added cost. Heat-dissipating qualities of the ceramic contribute to reliability of transistors and other components. Size results in another reason. A thin, flat encapsulated video driver module occupies only a fraction of the space of its

Our 51st Year

LAFAYETTE
LEADS IN EVERY
PHASE OF

4

CHANNEL STEREO

LAFAYETTE
RADIO ELECTRONICS

FREE

Your One Dependable
Source For
Everything In
Electronics

LAFAYETTE® 1972 CATALOG 720

- 4-Channel Stereo Equipment
- Cartridge and Tape Players
- CB Gear
- PA Systems
- Tools
- Cameras
- Auto Accessories
- Books
- Musical Instruments and Amplifiers

Lafayette Radio Electronics Dept. 35052
P.O. Box 10, Syosset, L.I., N.Y. 11791

Send Me the Free 1972 Catalog 720
35052

Name

Address

City

State Zip

CIRCLE NO. 19 ON READER SERVICE CARD

**SEE...
COMPARE
SELECT!!**

SBE

COMPLETE LINE OF
**CB SUPER
STARS**

Console

SSB/AM BASE STATION
5.8, 15W, p.e.p. input, AM, 5W input.
23 channels, no crystals to buy.
115VAC (will operate also from ext. 12V battery).

Catalina

AM MOBILE
23 channels, no crystals to buy.
Supplied w/dynamic mic/coil cord.

Cascade II

**5 WATT
PORTABLE**
6 channels, 5 watts
(reducible to 3W).
Battery operated.
All metal case.
Sturdy!

Sidebander

SSB/AM MOBILE
5.8, 15W, p.e.p. input.
AM, 5W input, 23 channels,
no crystals to buy. Supplied
w/dynamic mic

WRITE FOR BROCHURE
SBE 220 Airport Blvd., Watonsville, CA 95076

CIRCLE NO. 46 ON READER SERVICE CARD

**HIGHLIGHTS OF RCA COLOR CHASSIS
FOR 1972**

| Chassis | Picture Tube Size | Chassis Type | Number of IC's | Automatic Tint Control | Features |
|-------------|-------------------|--------------|----------------|------------------------|--|
| CTC39X | 23S, 25S* | Hybrid | 1 | Yes | Remote control, aft, 75-ohm vhf input |
| CTC46X | 21S, 25S | Solid state | 5 | Yes | Remote control, ACM, modular plug-ins |
| CTC50X | 20 | Hybrid | 1 | Yes | Remote control, aft, 75-ohm vhf input |
| CTC51 (X)** | 14 | Hybrid | 2 | Yes*** | Portable |
| CTC52 (X) | 16 | Hybrid | 2 | | Remote control on one button |
| CTC53 (X) | 18 | Hybrid | 2 | | Aft |
| CTC54X | 25S | Solid state | 5 | Yes | Varactor tuning, remote control, ACM, 75-ohm vhf input, modular plug-ins |
| CTC55 (X) | 19 | Hybrid | 2 | | 75-ohm vhf input |
| CTC59X | 19S(110°) | Solid state | 5 | Yes | ACM, 75-ohm vhf input, modular plug-ins |

*S-square corner picture tube

** (X)-transistor sound output in some models only

***Some models

counterpart with discrete components. Later, RCA expects ceramic modules in quantity will at least compete in cost with conventional construction.

IC's For Size and Cost. Dependability is a word that comes up repeatedly when you discuss the XL-100 line with company

officials. Another bit of advanced technology contributes to that goal in 1972 RCA solid-state chassis. To wit: More monolithic integrated circuits are going into RCA solid-state chassis this year than ever before. In both reliability and cost, IC's have advantages over transistors.

The CTC46X, CTC54X, and CTC59X



MAKING "WAVES"

CADENCE—the musical instrument speakers

Making better, clearer, amplified sound waves is the **THING** Cadence does... better than anything else in the industry. Cadence Speakers are built to withstand heat from sustained notes at a high power level and the vibrations and stresses which are continually placed upon them. Cadence is guaranteed **one full year** at the power level specified. This proven speaker family has been selected by the manufacturers of most of the world's fine amplified music instruments.


If making beautiful, clear sound waves is your thing, ask for **CADENCE SPEAKERS**. For complete information and the name of your Cadence Dealer, write:



UTAH ELECTRONICS DIVISION
Utah-American Corporation
1124 East Franklin Street
Huntington, Indiana 46750

CIRCLE NO. 42 ON READER SERVICE CARD

each employ five integrated circuits. The sound i-f and discriminator circuitry, except for tuned circuits and decoupling networks, comes as one IC. Automatic fine tuning (aft) uses another. Chroma processing takes two IC's: one for chroma bandpass and chroma sync, and another for chroma demodulation. The CTC51X and CTC52X chassis have integrated circuits for the aft and the sound i-f/detector sections.



TV module is (r. to l.) plated, coated (with chips added), and encapsulated.

Company officials hesitate to speculate publicly on which is the trend at RCA — ceramic modules or integrated circuits. Judging by the evidence, I'd say some combination of both seems most likely. Neither one can displace transistors entirely, unless some technological breakthrough endows them with comparable power-handling ability. But don't discount that possibility. Technology hands out new surprises every year.

Wide-Angle Screen. Just looking at the picture, you can't tell anything special about RCA models that use the CTC59X chassis. But for the industry, they do represent something new. They use a 19VBLP22 picture tube, a square-corner 19-inch color CRT with 110-degree deflection.

The wider angle of deflection (typical color CRT's have a 90-degree angle) shortens the CRT neck. Cabinet designers move one step closer to the "ultimate" (but seemingly unattainable) picture-frame TV. The slim Model EQ-475 has a front-to-back dimension 20% less than ordinary 19-inch color receivers.

Outside of a special deflection yoke, the CTC59X varies little from the other two

FREE! RADIO SHACK Accessories & Parts Catalog

NEW 1972 Edition!

THE buying guide for kit builders, CB'ers, installers, experimenters, fix-it men, hobbyists, electricians — anyone in electronics in any way!



Electronics A to Z — Antennas, Batteries, Capacitors, Diodes, Educational Kits, Fiber Optics, Grille Cloth, Hi-Fi Speakers, IC's, Jacks, Knobs, L-Pads, Mikes, Needles, Oscillators, P-Boxes, Quadracs, Resistors, Semiconductors, Telephones, Ultrasonic Alarms, VHF Antennas, Wire, Xenon Strobe, "Y" Adapters, Zener Diodes plus our Science Fair and Knight-Kit electronic kits!

ALLIED RADIO SHACK
A TANDY CORPORATION COMPANY

Dept. PE-23
2725 W. 7th St.
Fort Worth, Texas 76107

Send me your FREE 1972 Catalog #215

Please PRINT Clearly

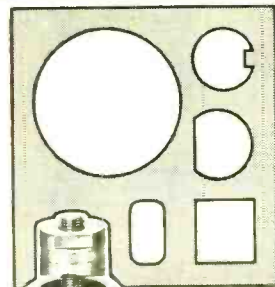
Name _____ Apt. # _____

Street or Rte. & Box _____

City _____

State _____ Zip

CIRCLE NO. 2 ON READER SERVICE CARD



Punch clean, true holes in seconds.

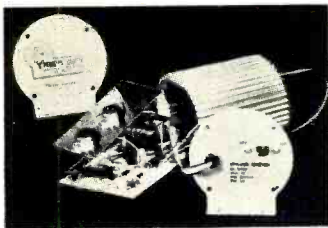
A Greenlee chassis punch is the quickest way yet to cut round, square, key, D, or double-D holes in 16-gauge metal, hard rubber, plastics, epoxy, etc. Available at radio and electronics parts dealers. Or write for Catalog E-730 to: Greenlee Tool Co., 1758 Columbia Ave., Rockford, Ill. 61101.

GREENLEE TOOL CO



EX-CELL-O CORPORATION

CIRCLE NO. 15 ON READER SERVICE CARD



FROM KIT TO CAR IN 80 MINUTES!

Electronic ignition is "in". Update your car with the TOPS in power, efficiency and reliability — the TIGER SST capacitive discharge ignition (CD).

The TIGER delivers everything other CD's promise — and more: quicker starting, more power, more gas mileage, tune-ups eliminated lifetime plugs and points, reduced repairs and pollution.

The TIGER can be built and installed in your car in 80 minutes. The TIGER is unique! Errors in construction or incorrect installation will not harm the TIGER or the engine. The TIGER will not operate under either condition.

The TIGER comes with a switch for TIGER or standard ignition for 12V negative ground only.

SATISFACTION GUARANTEED
or Money Back.

Simpli-Kit \$29.95 — Assembled \$39.95
POST PAID

WE ACCEPT:

Mastercharge or BankAmericard.
Send check or money order with order to:

Tri-Star Corporation

DEPT. W, P. O. Box 1946
Grand Junction, Colorado 81501

CIRCLE NO. 39 ON READER SERVICE CARD

BA

burstein-applebee

FREE

1972

CATALOG



276 PAGE RADIO, TV & ELECTRONICS CATALOG

Your Buying Guide for
Everything in Electronics
... Stereo, Hi-Fi, TV's,
Radios, Tape Recorders,
CB, Kits, Tools, Books,
and Electronic Parts.


---WRITE FOR IT TODAY!---

BURSTEIN APPLEBEE CO.,
DEPT. PE 3199 MERCIER ST.
KANSAS CITY, MO. 64111

Name _____
Address _____
City _____
State _____ Zip Code _____

solid-state chassis. No convergence changes were necessary to accommodate wide-angle sweep. Nor is there much change in the SCR horizontal deflection stage—just a few different parts values. The pincushion-correction circuits seem, if anything, simpler in the 110-degree system.

Instant Electronic Tuning. Ask an RCA salesman what's hottest in the line this year and—after solid state—he'll probably tell you the electronic tuning system. Instant Electronic Tuning, the company calls it. One feature is silence; no snap-snap-snap from station to station. Another is speed. Touch the tuning button and a soundless motor whirrs a gliding channel switch through all 20 station positions in a couple of seconds.



Encapsulated video color driver requires no heat sink for transistors.

Two Varactor tuners form the heart of Instant Electronic Tuning. Inductors in the vhf tuner are switched by diodes to low or high band. Voltages preset by thumbwheel potentiometers bring the Varactor/inductance tuned circuits in either tuner to the desired channel frequency. Once the switch stops and the channel voltage is applied, automatic fine tuning (aft) takes over and locks the station in precisely.

Five switch positions select vhf channels 2-6. Seven others select 7-13. The remaining eight positions apply voltages to the uhf Varactor tuner, for whatever uhf stations are active locally. The switch turns in either direction. Push the UP button on the front of the color receiver and the noiseless motor slides the switch contacts from low channels toward high. Push the DOWN button, and the motor reverses. The motor is shut off at any active channel

FREE McIntosh CATALOG and FM DIRECTORY

Get all the newest and latest information on the new McIntosh Solid State equipment in the McIntosh catalog. In addition you will receive an FM station directory that covers all of North America.



MX 114 FM/FM STEREO TUNER and STEREO PREAMPLIFIER

CIRCLE NO. 21 ON READER SERVICE CARD

SEND TODAY!

McIntosh Laboratory Inc.
2 Chambers St., Dept. PT-472
Binghamton, N.Y. 13903

NAME _____
ADDRESS _____
CITY _____ STATE _____ ZIP _____

whose thumbwheel potentiometer has been turned away from the "skip" position.

Automatic Everything. From season to season, tuning a color receiver gets easier and easier. Most manufacturers install automatic fine tuning, automatic chroma control (acc), and so on. The newest automatic circuit to gain popularity is automatic tint control (atc). Almost all the 1972 RCA chassis include automatic tint control.

Too, in the solid-state chassis, there's *automatic color monitor*, abbreviated ACM. It's exclusive with RCA. The ACM switch narrows down the range of color and tint controls. At the same time, ACM alters the color demodulation and color output circuits to give flesh tones a softer, warmer color. ACM can be turned on and off remotely or manually.

If you're familiar with older RCA chassis, you may recognize ACM as an advanced version of AccuTint. That was RCA's earlier name for automatic tint control. Six of the nine RCA chassis this year include either the new or the earlier version.

Warranties. In these days of rampant consumerism, it's hardly thorough to discuss a company's products without mentioning warranties. There's no such thing right now as a "standard" warranty, nor do companies implement their guarantees in the same ways. RCA labels its color-set warranty "PS," for Purchaser Satisfaction.

Warranty isn't the same for all models. Solid-state RCA color receivers get a parts and labor guarantee for a year. Others are similarly covered, but for only 90 days. You can use any service technician you wish, the warranty says, and RCA will pay his repair bill within those time periods. You have to take a portable to the repair shop; for a console, the home-call charge will be paid.

In any model, the picture tube carries a two-year warranty. But there are hitches. One: RCA's replacement for a defective color picture tube will be "a reliable rebuilt tube." Two: you pay for labor outside the one-year or 90-day limits. (Small parts are guaranteed for a year, but you pay for labor outside the limits designated for labor warranty.)

Those are the highlights of the RCA color line. Just one part of the TV scene. ♦

ADDED MOBILE POWER WHEN YOU NEED ADDITIONAL COVERAGE FOR CLEAR COMMUNICATIONS



170 WATT INPUT

Complete with remote power switch and indicator control panel plus mounting brackets.

FCC TYPE ACCEPTED
Parts 89, 91, 93

\$129⁹⁵
12 VDC

**SMALL PACKAGED MOBILE POWER
LINEAR R.F. POWER AMPLIFIER**

Covers greater distances with increased transmit power. Can be used with SONAR BR20, FM40 or any similar FCC approved equipment with 1-15 watt output. Designed with top performance and dependable service when you need it. Automatic standby/transmit switching • Covers 25-50MHz range • transistorized power supply — negative ground • Used on amateur 28MHz for FM-AM-SSB. Small, compact, rugged design. Size: 2"H x 6"W x 8"D. Wt. 3 lbs. 12 VDC

SONAR RADIO CORP., 73 Wortman Avenue, Bklyn, N.Y. 11207
Please send information on Model BR-2906 Linear Amplifier. Dept. 440

Name _____
Address _____
City _____ State _____ Zip _____

CIRCLE NO. 33 ON READER SERVICE CARD

FOR INVENTIVE PEOPLE ONLY

If you're the kind of guy who likes to devise his own equipment or the kind who appreciates clever mechanical design, then Mallory do-your-thing products are for you.

They'll let you invent, create, modify, so things work your way. And of course, you'll get famous Mallory


quality and performance you can count on too. Get them at your nearby Mallory Distributor.

HEADLIGHT ON TURN SIGNAL ALARM



AUTOMOBILE REMINDER ALARM

Ever leave your lights on? Never again...with solid-state Sonalert®. Its shrill sound warns you, prevents battery drain. Use on turn signals, reverse gear...or any electrical component on your car, truck, boat, tractor. For 6 and 12 volt.



CONTROL YOUR TIME

Use "Easy Time" 24-hour timer. Turns anything you plug into it on and off. Appliances, lights, pumps, motors, humidifiers... you name it. Tough enough to handle 12 amps, 1500 watts.

ON-THE-GO GROOMING

Free yourself from conventional, bulky shaving gear. Handy Shaver... it's about the size of a cigarette pack. Hi-speed, quiet, 3-volt motor for fast, no-pull shaving. Comes with Duracell® batteries, mirror cap and tough carrying case. Also available in new sideburn trimmer model.



HIGH INTENSITY NOISE

Compact, purse-size, big-sound Handy Blast... your personal alarm. Use it for anything... boat horn, emergencies, scare muggers, signals, call kids, scouting, bicycling... even cheer your team.



SILENT PROTECTION

Crime Alert®... uses invisible, silent ultrasonic soundwaves. Anything that moves triggers its piercing alarm. Use anywhere... battery or plug in. Accessories to make it total security system.



SOUND WHERE YOU WANT IT



The most popular, portable recorder/player around. Batteries or plug in. Push-button operation, pop-up ejection, automatic shut off. With sensitive dynamic mike, earphone, Duratape® cassette, Duracell® alkaline batteries. Ask for the MCR 1211.



FOR GOOD LISTENING

Don't be restricted to one tape for every kind of sound . . . Duratape™ is the answer. It's high performance tape with its own built-in head cleaner. Low noise, moderate price. 30, 60, 90 and 120 minutes.



Professional Duratape® — For discriminating listeners. High density cobalt-energized, extended frequency. For 4-track stereo. 30, 60, 90 minutes.



VOICETAPE™

Created especially for voice . . . dictation, lectures, conferences, rehearsals. In 12-cassette 'file pak' or single box. 60 minutes.



FLIPTAPE™

The bright, colorful tape. Captures the highs and lows of today's music. For general use too. Economical 3-paks . . . 60, 90 minutes.

POWER WHEN YOU NEED IT

Alkaline Duracells® . . . with the extra power. Perfect for high drain uses . . . photoflash, cameras, radios, instruments, recorders. Up to 10 times longer life than zinc-carbon batteries.



MALLORY

MALLORY DISTRIBUTOR PRODUCTS COMPANY

a division of P. R. MALLORY & CO. INC.

Box 1284, Indianapolis, Indiana 46206; Telephone: 317-636-5353

CIRCLE NO. 23 ON READER SERVICE CARD

**D.I.P.
SERVICE
KIT
#4930**



Eliminate bent leads and broken P.C. Boards. Enables you to quickly Service Components with D.I.P.'s in them. — Save expensive components, burned fingers and circuit boards. — Use the 4930 DIP Service Kit. — only \$39.95.

FREE New for '72'
198 Page Catalog

TECHNI-TOOL, INC.

1218 ARCH ST., PHILADELPHIA, PENNA.
ZIP: 19107 1 (215) 568-4457-4482

CIRCLE NO. 38 ON READER SERVICE CARD

**ANOTHER SUPERB VALUE
from Olson**

Electronics

ONLY



\$200

**DELUXE
CLOSED CIRCUIT
TV CAMERA**

Nothing keeps your family or business as safe as closed circuit TV. Now it's priced to fit every budget. Easily connects in minutes to any TV set so that you can see what's happening. Complete with nothing else to buy.

Olson Electronics, Dept. 15, 260 S. Forge St.,
Akron, Ohio 44308

- I enclose \$200, plus \$1 for postage and handling. Send me the TV-132 Closed Circuit TV Camera.
- Send me the next seven issues of the Olson Catalog, without cost or obligation. **FREE**


Name _____
Address _____
City _____
State _____ Zip _____

CIRCLE NO. 25 ON READER SERVICE CARD

Hawaii's Tallest Towers

THE tallest man-made structures in the Hawaiian Islands, 1500-foot twin antenna towers, were recently completed at the Lualualei Naval Radio Station on the western side of Oahu. The towers provide the latest link in the U. S. Navy's Communication System.

Designed for the Naval Facilities Engineering Command by Holmes & Narver, Inc., in association with the Systems Development Division of Westinghouse Electric Corp., the towers were fabricated from solid rounds of COR-TEN B steel furnished by U. S. Steel. Each of the two towers is triangular in cross section with 12-foot sides and is guyed at six levels. The legs are solid steel rounds measuring 28½ feet between bolted flange splices. Tower leg loads at the bottom of each tower amount to about 1,200,000 pounds.



The towers are painted with alternate bands of orange and white to provide aircraft warning, though it is said that the steel's use would be enhanced if it were permitted to oxidize and form its own protective coating. ♦

THE DIFFERENCE BETWEEN BEING HEARD AND NOT BEING HEARD

Have you ever received a signal that hits a strong 9 on your S-meter but is completely unintelligible? That's because the signal is poorly modulated. You can have the strongest CB signal going, but with poor modulation you might as well not be transmitting. Don't let it happen to you. Chances are, the single most effective thing you can do to clear and strengthen your CB signal is to start using a good pre-amplified microphone. If your microphone doesn't do its job, expensive

transceivers and antennas are wasted. But with full modulation, even older and weaker transceivers can chop through the hash and noise. A pre-amplified microphone makes it possible to achieve full modulation.

Be heard. Get a pre-amplified microphone. Get the best. Get a Turner. Write for details. Turner Division. Conrac Corporation. 909 Seventeenth Street N.E., Cedar Rapids, Iowa 52402. Telephone (319) 365-0421.



TURNER
DIVISION OF CONRAC CORPORATION

CIRCLE NO. 40 ON READER SERVICE CARD

A super 25V Color TV—new electronic calculator



NEW Heathkit "Computer Tuner" — we've brought new digital technology to FM stereo for the man who knows his music

NEW TO CONSUMER ELECTRONICS — pure digital design philosophy brings you one of the most fascinating and satisfying kits you'll ever build. Plus, a piece of precision audio gear that's already the talk of the stereo world. With the Heathkit AJ-1510 "Computer Tuner," your "keyboard" your FM station frequency and, if the broadcast is receivable, you hear it instantly. Numerical display tubes show your location on the FM spectrum. And the "Computer Tuner" automatically center-tunes for optimum reception! Gone are the knob, slide-rule frequency scale and tuning meter. A digital frequency synthesizer, employing phase-lock-loop techniques, does the tuning — with channel frequency accuracy better than 0.005%. The preassembled varactor FM RF tuning unit (front end) uses field-effect transistors to provide high sensitivity (less than 1.8 μ V) and low cross modulation with no overload on strong signal local stations. The familiar mechanically-ganged variable capacitor has been replaced by varicaps (voltage variable capacitance diodes) to provide complete electronic tunability. An inductorless digital frequency discriminator of the pulse counting (averaging) type follows two fixed-tuned five-pole LC IF filters thus eliminating all IF and discriminator adjustments while achieving distortion levels of 0.1%.

THREE TOTALLY DISTINCT PROGRAMMING MODES. Besides the exclusive keyboard tuning, you can select your FM with a sweep/scan mode. Push a button and the synthesizer counts down through the band, stopping at each station of listenable quality, or just stereo stations if you prefer. Or, you can pre-program your favorite frequencies on the computer-type punch cards included with the kit. Up to three cards can be inserted simultaneously behind the hinged front panel with instant access to these stations via A, B, C pushbuttons.

AUDIBLY SUPERIOR PERFORMANCE SPECS. Selectivity and IF rejection are better than 95 dB. Image and spurious rejection are better than 90 dB. Signal-to-noise ratio better than 65 dB, separation better than 40 dB. The 55 ICs, 50 transistors and 50 signal diodes mount on 10 modules with seven plugging into a master board for maximum computer modularity. And that makes assembly even easier. Order your "Computer Tuner" and start enjoying the FM sound that only true digital technology can bring.

Kit AJ-1510, "Computer Tuner" less cabinet, 23 lbs. 539.95*
 AJA-1510-1, optional pecan cabinet, 6 lbs. 24.95*



The Heathkit AA-2004 Integrated Amplifier — 200 versatile watts for discrete or matrixed 4-Channel sound, and stereo or mono

AA-2004 puts you right in the middle of the 4-channel excitement — without obsoleting all the stereo gear you already own. It serves up a block-busting 200 watts through four channels, with control versatility that lets you put the power into any format — mono, stereo, matrixed 4-channel, discrete 4-channel.

IMPROVES WHAT YOU ALREADY OWN. Thanks to built-in matrix circuitry that decodes matrixed 4-channel recordings and 4-channel broadcasts, the AA-2004 lets you use your present turntable, tape equipment or tuner. Also, the decoder enhances your present stereo record & tape library, and conventional 2-channel FM broadcasts by feeding the "hidden presence" to rear speaker for an extremely satisfying 4-channel effect.

PUTS YOU AHEAD OF TOMORROW'S DEVELOPMENTS. As discrete 4-channel media becomes more prevalent, the AA-2004 is ready. Four conservatively rated and fully protected amplifiers produce 260 watts into 4 ohms (4x65), 200 watts into 8 ohms (4x50), 120 watts into 16 ohms (4x30). Controls are provided for every source, mode and installation. Amplifier sections are

controlled in pairs with one complete stereo system for left & right front speakers and another for left & right rear — so your AA-2004 can be used to power two separate stereo systems if desired. With outputs for both main and remote speaker systems, it can be used to power two 4-channel systems (up to 8 speakers).

PERFORMANCE SPECS YOU'D EXPECT FROM HEATH. Make your own comparison of the AA-2004's impressive specifications: Full power bandwidth on all channels from less than 5 Hz to more than 45 kHz for 0.25% total harmonic distortion. IM distortion less than 0.2%. Damping factor greater than 100. Hum and noise — 65 dB for phono, —75 dB for tape and aux.

GOES TOGETHER WITH TRADITIONAL HEATHKIT SIMPLICITY. Plug-in circuit boards and preassembled wiring harnesses reduce point-to-point wiring — make the AA-2004 as much fun to build as it is to use. Get with the 4-channel revolution now. Order your Heathkit AA-2004.

Kit AA-2004, 39 lbs., less cabinet 349.95*
 AAA-2004-1, pecan cabinet, 7 lbs. 24.95*

—"Computer Tuner"—4-channel amp

And 350 other exciting projects in the FREE Heathkit Catalog

If you're not already into a Heathkit hobby, what's holding you back? Ask around and you'll find a Heathkit builder who can show you the rewards. You'll pay yourself back for your kitbuilding time with better products. Better in terms of price, value, performance specifications, and self-service features. And the Heathkit line-up is bigger and better than ever. Including color TV, stereo/hi-fi, electronic organs, home appliances, engine tune-up tools, radio control, shortwave, marine gear, instruments, hundreds more. They are all in the free '72 Heathkit Catalog. Send for yours now.



NEW Heathkit Electronic Desk-Top Calculator — full-function, 8-digit readout for a low, low kit price

Approximately eight enjoyable hours of your time can give you that calculator you've been wanting for home or office — at a price substantially below any assembled unit with comparable features. The new Heathkit 2008 Electronic Calculator handles addition, subtraction, multiplication and division with up to eight-figure totals displayed on extra-bright 1/2" seven-segment readout tubes. The 2008 accepts both positive and negative numbers. Solves problems in either constant or chain operations. Simply push the K (constant) key and multiply or divide by one preselected number, release the key and you can work a series of multiple-operation problems with the Calculator automatically displaying running sub-totals with each step.

FOOLPROOF CREDIT BALANCER. The IC-2008 automatically displays a minus result to make credit balancing as easy as keying in the credit and debit columns in any sequence. Touch the total key and you have the result with no need to manually sub-total. You can balance the family checkbook in minutes! A thumbwheel sets the decimal in any one of seven fixed positions, or you can select the floating mode for decimal totals carried out to completion. A ninth readout tube at the left of the display indicates plus or minus overflow, as well as a minus sign for negative results. A partial

clearing key allows you to remove the last entry from the circuitry while preserving the rest of the problem.

DEPENDABLE AMERICAN-MADE LARGE SCALE INTEGRATED CIRCUIT is the "brain" of the Heathkit IC-2008 Calculator. Components mount on two roomy circuit boards for quick, neat construction. And you can wire your IC-2008 for either 120 or 240 VAC operation. Figure it out for yourself — the Heathkit IC-2008 is a great kit-form value. Take advantage of it today.
Kit IC-2008, 11 lbs. 129.95*

NEW Heathkit GR-900 25 V Color TV — the most technically advanced set we've ever offered


13 SUB-KITS SIMPLIFY ASSEMBLY — and take you from the first circuit board through final alignment. The result is the largest color picture you can buy anywhere, with a complement of convenience controls found only on the world's most expensive receivers. A soldering iron and a few conventional hand tools are all you need to get your GR-900 together. We supply everything else.

UHF/VHF DETENT POWER TUNING — heads up the impressive list of GR-900 features. Push a button and you scan either UHF or VHF channels, in either direction, with detent action locking in on the 12 VHF and any 12 preselected UHF channels.

NEW VOLTAGE-CONTROLLED VARACTOR UHF TUNER and a newly designed VHF tuner with MOS field effect transistor contribute to better fringe-area reception and increased sensitivity. A new angular tint control for "normal" or "wide angle" color demodulation minimizes tint and flesh tone change when you switch channels or when programs change. And check this list of deluxe features: "Instant on" with override; automatic fine tuning; adjustable tone control; stereo/hi-fi audio output; automatic chroma control; adjustable video peaking; adjustable noise limiting; gated AGC; illuminated channel identification. For total armchair control, there's even an optional wireless remote control.

EXCLUSIVE HEATH MTX-5 ULTRA-RECTANGULAR BRIGHT TUBE measures a full 25 inch diagonal, 31.5 sq. in. viewing area — has a specially etched face plate to cut glare, with each color dot projected against solid black background for extra crispness.

STATE-OF-THE-ART RELIABILITY. The modular solid-state design utilizes 46 plug-in transistors, 57 diodes, and four ICs, with the majority of the circuitry on plug-in boards. The built-in dot generator and tilt-out convergence panel are periodic adjustment aids you'll find only on Heathkit sets. And further, a built-in volt-ohm meter and simplified troubleshooting section in the manual permit self-servicing should the need ever arise. The '72



Catalog lists four beautiful cabinets for the GR-900 plus the exciting new Custom Wall Mount that allows you to build the set into a wall. Brighten your life with Heathkit solid-state color entertainment. Order your GR-900 now and know the pride of building and owning the best.

Kit GR-900, TV less cabinet, 125 lbs. 599.95*
Kit GRA-900-6, wireless remote control, 6 lbs. 79.95*

See them all at your Heathkit Electronic Center...or fill out the coupon below

HEATHKIT ELECTRONIC CENTERS — ARIZ: Phoenix, 2727 W. Indian School Rd.; CALIF: Anaheim, 330 E. Ball Rd.; El Cerrito, 6000 Polero Ave.; Los Angeles, 2309 S. Flower St.; Pomona, 1555 Orange Grove Av. N.; Redwood City, 2001 Middlefield Rd.; San Diego (La Mesa), 8363 Center Dr.; Woodland Hills, 22504 Ventura Blvd.; COLO.: Denver, 5340 W. 38th Ave.; FLA.: Miami (Hialeah), 4705 W. 16th Ave.; GA: Atlanta, 5285 Roswell Rd.; ILL.: Chicago, 3462-66 W. Devon Ave.; Downers Grove, 224 Ogden Ave.; KANSAS: Kansas City (Mission), 5960 Lamar Ave.; MO.: Rockville, 5542 Nicholson Lane; MASS.: Boston (Wellesley), 165 Worcester St.; MICH.: Detroit, 18645 P. Eight Mile Rd. & 18149 E. Eight Mile Rd.; MINN.: Minneapolis (Hopkins), 101 Shady Oak Rd.; MD.: St. Louis, 3296 Gravois Ave., N.J.: Fair Lawn, 35-07 Broadway (Rte. 4); N.Y.: Buffalo (Amherst), 3476 Sheridan Dr.; New York, 35 W. 45th St.; Jericho, L.I., 15 Jericho Turnpike; Rochester, Long Ridge Plaza; OHIO: Cincinnati (Woodlawn), 10133 Springfield Pike; Cleveland, 5444 Pearl Rd.; PA.: Philadelphia, 6318 Roosevelt Blvd.; Pittsburgh, 3482 Wm. Penn Hwy.; TEXAS: Dallas, 2715 Ross Ave.; Houston, 3705 Westheimer; WASH.: Seattle, 2221 Third Ave.; WIS.: Milwaukee, 5215 Fond du Lac.

| | |
|---|--|
| HEATHKIT | |
| Schlumberger | |
| HEATH COMPANY, Dept. 10-5 | |
| Benton Harbor, Michigan 49022 | |
| <input type="checkbox"/> Please send FREE Heathkit Catalog. | |
| <input type="checkbox"/> Enclosed is \$ _____, plus shipping. | |
| Please send model(s) _____ | |
| Name _____ | |
| City _____ State _____ Zip _____ | |
| Prices & specifications subject to change without notice. | |
| * Mail order prices; F.O.B. factory. | |
| CL-433R | |

CIRCLE NO. 17 ON READER SERVICE CARD


TUNER SERVICE

VHF, UHF, FM or IF Modules . . .

. . . All Makes

Fast **8** hr. Service!

1 YEAR GUARANTEE



| | |
|------------|---------|
| VHF-UHF-FM | \$ 9.95 |
| UV-COMB. | \$16.95 |
| IF-MODULE | \$12.50 |

Major Parts charged at Net Price
P.T.S. is overhauling more tuners for more technicians than any other tuner company in the world!

LIKE TO DO IT YOURSELF?

Send one Dollar (redeemable) for our 60 pages of top information

TUNER REPLACEMENT GUIDE AND PARTS CATALOG

For fastest service, send faulty tuner with tubes, shields and all broken parts to:

PTS ELECTRONICS, INC.

"Precision Tuner Service"



HOME OFFICE—
Box 272 • Bloomington, Ind. 47401 • Tel. 812. 824-9331
WEST—
Box 41354 • Sacramento, Calif. 95841 • Tel. 916. 482-6220
SOUTH—
Box 7532 • Longview, Tex. 75601 • Tel. 214. 753-4334
SOUTHEAST—
Box 6881 • Jacksonville, Fla. 32205 • Tel. 904. 389-9952
EAST—
Box 3189 • Springfield, Mass. 01103 • Tel. 413. 734-2737
MOUNTAIN—
Box 4243 • Denver, Colo. 80204 • Tel. 303. 244-2818
CIRCLE NO. 26 ON READER SERVICE CARD

Technical excellence in electronics


On our small, friendly campus the emphasis is on Living as well as Learning. Extra-curricular social activities, student clubs, a student operated radio station, student government, new dormitory and a full sports program help provide a world of your own in which to prepare for tomorrow. Associate Degree in Engineering Electronics. B.S. obtainable. G.I. approved.



VALPARAISO TECHNICAL INSTITUTE

Dept. PE, Yellowstone Trail, Valparaiso, Indiana 46383

CIRCLE NO. 43 ON READER SERVICE CARD



New Literature

BEYER DYNAMIC MICROPHONE BROCHURES

Three brochures available from *Revox Corp.* describe the Beyer Dynamic line of microphones and headphones for hi-fi use. The first brochure discusses why a flat response curve is not necessarily desirable in obtaining good performance from headphones and includes listings for three popular Beyer headphone models. "Supermikes for Superstars," the second brochure, lists and describes microphones, stands, and accessories; while the last brochure includes both mike and phone lines. Address: *Revox*, 155 Michael Dr., Syosset, NY 11791.

NORTH ELECTRIC POWER SUPPLY CATALOG

Standardized Modular Power Supplies, ranging from 3.7 to 150 volts dc output, are described in detail in a newly revised 16-page catalog available from *North Electric*. Included are listings for racks, panels, meter combinations, over-voltage crowbar, and other optional accessories with complete dimensions, specifications, and prices. Address: *North Electric Co.*, Portland Way North, Galion, OH 44833.

EDI COLOR TV REPLACEMENTS

A new 4-page catalog on solid-state replacement and renewal parts for color TV receivers is being offered by *Electronic Devices, Inc.* Listed are solid-state "Solid-Tube" high-voltage rectifiers, focus rectifiers, and damping diodes; silicon and selenium focus cartridges; and tripler and quadrupler voltage multipliers. Provided also are diagrams showing dimensions and socket connections for Solid-Tube replacements for vacuum tubes with maximum ratings for pulse rectifier service. Address: *Electronic Devices, Inc.*, 21 Gray Oaks Ave., Yonkers, NY 10710.

EDMUND SCIENTIFIC CATALOG

Just off the press, the latest 1972 catalog put out by *Edmund Scientific Co.* details thousands of hard-to-find bargains in optical and scientific equipment. As with past issues, Catalog No. 722 has something for everyone—such as pollution testing equipment, lasers and accessories, the world's largest collection of unique lighting products, a dry ice maker, and a new low-cost Colorimeter. Among the new

additions are adjustable ear muff hearing protectors for fighting noise pollution and a see-through flashlight that puts a beam of light along your line of sight for seeing into places like gun barrels, pipes, sockets, etc. Address: Edmund Scientific Co., 380 Edscorp Bldg., Barrington, NJ 08007.

LASER EYE PROTECTION BOOKLET

Users of laser systems and devices must now have an understanding of proper laser eye protection as a result of new legislation. *American Optical Corp.* has prepared a booklet which describes a complete line of eye protection items for laser users. Address: American Optical Corp., Dept. 4506, Southbridge, MA 01550.

XCELITE PROFESSIONAL HAND TOOLS

The newest color-illustrated catalog, No. 171, available from *Xcelite* lists a number of items which have become standards with electronics engineers, technicians, and hobbyists. Listed and described in detail are slotted, Frearson, Allen, clutch-head, and Scrolux screwdrivers, nutdrivers, pliers, cutters, snips, Seizers, wrenches, and a belt-type tool holster. Also included are complete tool sets—from offset ratchet drivers, pocket rolls, and mini convertible drivers to a truly remarkable technician/serviceman's & field engineer's tool kit. Address: Xcelite Inc., Orchard Park, NY 14127.

TUNER REPLACEMENT GUIDE & PARTS CATALOG

PTS Electronics, Inc., is making available for \$1 (redeemable with the first order placed) their latest "Tuner Replacement Guide and Parts Catalog." The catalog shows blow-up photos and exploded-view diagrams of all types of vhf and uhf TV and FM tuners. A replacement guide for antenna coils and shafts is also provided. More than 600 exact-replacement tuners are listed under their original manufacturer numbers for easy exchange. Address: PST Electronics, Inc., Box 272, 5233 Hwy. 37, Bloomington, IN 47401.

B & F ENTERPRISES CATALOG

The new *B & F Enterprises* catalog has been given a face-lifting; it now has an 8½" x 11" format. It features such diverse offerings as magnetic-core computer memories, a navigator's pocket chronometer watch, a 150X micro-projection lens, and a wide assortment of solid-state devices including diodes, transistors, LED 7-segment readouts, and both digital and analog IC's. As usual, there are listings for wide assortments of resistors, capacitors, trimmer controls, and panel indicators. This edition also lists a digital electronic calculator (also in kit form), a digital electronic clock kit, and a hybrid audio amplifier module kit. Address: B & F Enterprises, P.O. Box 44, Hathorne, MA 01837.

*the tape that
turned the
cassette into
a high-fidelity
medium*



TDK SUPER DYNAMIC (SD) TAPE

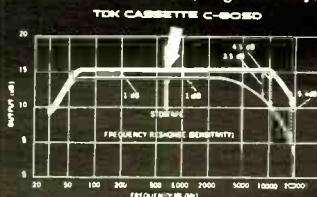


CIRCLE NO. 36 ON READER SERVICE CARD

TDK

Until TDK developed *gamma ferric oxide*, cassette recorders were fine for taping lectures, conferences, verbal memos and family fun—but not for serious high fidelity.

Today you can choose among high-quality stereo cassette decks.



The new magnetic oxide used in TDK Super Dynamic tape distinctively differs from standard formulations in such important properties as coercive force, hysteresis-loop squareness, average particle length (only 0.4 micron!) and particle width/length ratio. These add up to meaningful performance differences: response capability from 30 to 20,000 Hz, drastically reduced background hiss, higher output level, decreased distortion and expanded dynamic range. In response alone, there's about 4 to 10 db more output in the region above 10,000 Hz—and this is immediately evident on any cassette recorder, including older types not designed for high performance. There's a difference in clarity and crispness you can hear.

Available in C60SD and C90SD lengths.

TDK ELECTRONICS CORP.

LONG ISLAND CITY, NEW YORK 11103

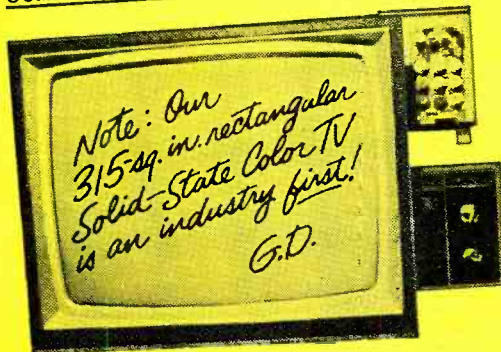
BELL & HOWELL TECHNICAL REPORT

Subject: New Home Entertainment Electronics Systems Program

Competitive Advantages:

- Features first Solid-State Color TV (315-square inch, rectangular screen) Kit for at-home training to build, keep.
- Helps prepare recipient for Color TV Service Business of his own. Covers solid-state circuitry in depth--also other Home Entertainment equipment. Fully updated.
- Provides three additional professional quality kits to assemble, keep, use.

COMPONENTS:



Specifications:

New 25" diagonal, ultra rectangular screen. 315-sq. inch viewing area. 25,000 volt, solid-state design, w/ 45 transistors, 55 diodes, 2 silicon rectifiers. 4 advanced IC's w/46 transistors, 21 diodes. 2 tubes: picture and high voltage rectifier. Solid-State VHF and UHF tuners. 3-stage solid-state IF. AFT standard. VHF power tuning. Also: "Instant On" circuit, automatic color control, noise limiter.

Descriptive analysis:

Modular plug-in circuit board design provides for more than 100 advanced solid-state devices. Insures premium color, sound control, exceptional reliability, easy access. Includes Hi-Fi amplifier for sound output, built-in dot generator, tilt-out convergence panel. Handy Volt-Ohm meter permits initial set-up and adjustment plus detailed troubleshooting. 315-sq. inch picture tube face transmits entire image. Push button channel advance. AFT module brings in perfect picture, sound

automatically. Easier to service than older, non solid-state sets. Quality components throughout.

Electro-Lab-at-Home: Components included:

The Electro-Lab® consists of three units, arriving in 16 shipments which recipient assembles, keeps. All components are professional quality. The circuit DESIGN CONSOLE contains built-in power supply, test light, speaker. Patented Modular Connectors permit plug-in to console to rapidly "bread-board" many different circuits. No soldering or messy un-soldering necessary.



The portable 5-inch, wide-band OSCILLOSCOPE is calibrated for peak-to-peak voltage and time measurements... offers 3-way jacks to handle test leads, wires, plugs. Images on screen are bright, sharp.



The lightweight TRANSISTORIZED METER combines most desired features of a vacuum-tube voltmeter and a high-quality multimeter. Features a highly sensitive, 4-inch, jewel-bearing d'Arsonval meter movement. Registers current, voltage and resistance on large, easily read dial. CONSENSUS: first class gear.



Program is designed to give:

- Understanding of electronic circuits in most home entertainment electronic systems
- Ability to analyze and troubleshoot a wide variety of advanced solid-state and other TV circuits
- Capability to understand and use test equipment and procedures with special emphasis on TV testing
- Ability to assemble, test and adjust the solid-state TV kit included with the program

MAIL CARD TODAY FOR ALL THE FACTS
No Postage Needed

Color TV is going Solid-State—here's how to help yourself get ready for it:

There's nothing else like this exciting new program that offers the *first* 315-sq. inch Solid-State Color TV available for at-home training.

As you follow the simple, step-by-step assembly and testing procedures, you will soon become thoroughly familiar with the most advanced solid-state TV circuitry. And you'll help prepare yourself for a profitable Color TV service business of your own—either full or part time.

Why Color TV pays better.

Today, Color TV is the big seller. And tomorrow, when it goes all solid-state, the man who has mastered this circuitry, will be in demand. This, of course, is where the money is going to be made.

But, this new Bell & Howell Schools program will also give you the in-depth knowledge of the basics as well as TV circuit analysis. You'll get the theory and practical experience you need to handle radios, Hi-Fi's, stereos, tape recorders, B & W television as well as most other home entertainment electronic devices.

Build, keep your own 25" diagonal Solid-State Color TV Set

Whether you are a beginner, an experienced hobbyist, or a pro working in the field, you are going to be delighted with the performance you get from this new solid-state kit. So proud, you'll want to show it off to your relatives and friends.

The "specs" at left give a few of the facts. But there are many, many features besides these which you will not find in any set on the market today. Send for all the facts and this is the one you'll want.

You're ready for many kinds of Home Entertainment Equipment

This is a thorough-going program, put together by professionals, with completely up-dated components and materials. When you have completed it, you'll have a new kind of confidence in your ability to tackle almost anything related to electronics in the home. And I can assure that these devices are definitely on the increase!

In addition, you'll have the kind of sound technical background you need for either a career as a technician in the Electronics industry or a business of your own—either full or part time.

Note: TV picture is simulated.



CONSIDER THESE ADVANTAGES:

Bell & Howell Schools' Electro-Lab-at-Home Plan gives you the most thorough background possible in solid-state Color TV. Everything comes to you by mail. No traveling. You go at your own speed and never miss a paycheck!

When you have completed your program our **Lifetime National Placement Service** will help you locate in an area that interests you. This service is available at any time—now or in the future.

Approved for G.I. Benefits.

Our programs are approved for Veterans' Benefits. If you're a Vet, check the space in the card for full details.

Student Loans now available

If you are a non-veteran and need financial assistance, you may qualify for Student Loans, which are also available.

Special Help Sessions.

These are scheduled regularly (Saturdays) at seven Bell & Howell Schools and in many other cities. Here you can get expert guidance by top instructors to help you over any rough spots.

Bell & Howell Schools offer you even more. Once you have finished your program at home, you may decide you want more advanced preparation. In this case, you can **earn transfer credits** to any one of our seven schools which are located all across the country.

Mail the postage-free card today for all the facts. There is no cost or obligation of any kind.

DE'VRY INSTITUTE OF TECHNOLOGY
ONE OF THE
BELL & HOWELL SCHOOLS

(TV kit is not available in Canada)



FREE! MAIL CARD TODAY FOR ALL THE FACTS
No Postage Needed

322



New Products

ARROW WIRE & CABLE STAPLERS

A gun tacker and stapler to accommodate every diameter of wire and cable up to $\frac{3}{8}$ " made by *Arrow Fastener Co., Inc* can be obtained through dealers. Three models of tackers are available. The Model T18 is for wires up to $\frac{3}{16}$ " diameter; T25 is for wires up to $\frac{1}{4}$ " diameter; and T-75 is for wires and cables up to $\frac{1}{2}$ " diameter. Typical uses for the T-18 and T-25 are fastening bell, telephone, intercom, and other low-voltage wires to walls and moldings.

Circle No. 65 on Reader Service Card

HEATHKIT STEREO FM COMPUTER TUNER

Heathkit's new Model AJ-1510 stereo "computer tuner" is easily the ultimate in FM tuners available in kit form. It's loaded with IC's, transistors, and signal diodes, all arranged on 10 computer modules, seven of which plug into



a master board. Tuning frequency, derived from a digital frequency synthesizer employing phase-locked loop techniques to achieve tuning accuracies of better than 0.005%, is displayed

on four 7-segment Nimitrons. Tuning is accomplished by punching in the frequency of the station desired via a 10-button panel; by operating a sweep/scan switch; or by using any one of three buttons for activating the appropriate builder-punched computer memory card.

Circle No. 66 on Reader Service Card

SONY THREE-HEAD STEREO TAPE DECK

The new *Sony/Superscope* Model TC-353-D stereo tape deck features a three-head design which provides improved record and playback performance. The use of separate record and playback heads allows instantaneous comparison of the recorded tape and the program source. Dual concentric level controls regulate the record level of the microphone and line inputs. Both line and mike inputs can be mixed and source material recorded simultaneously. The three-speed deck has such features as a record equalization selector, a non-magnetizing record head, pause control with lock, tape counter, built-in reel locks, automatic shut-off, record interlock, and sound-on-sound with an optional Sony MX-6S mixer.

Circle No. 67 on Reader Service Card

LEL DYNAMIC TESTER

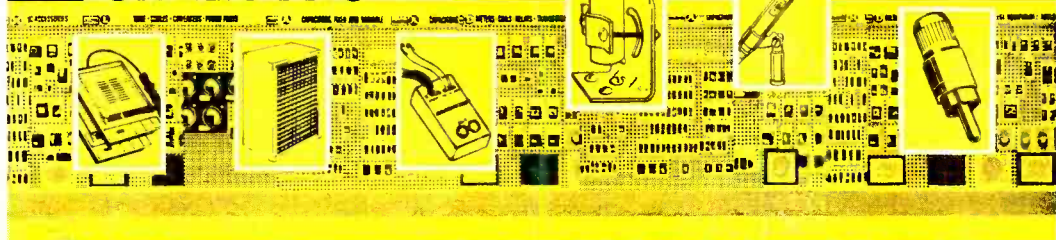
One might easily be tricked into asking just what is the *Lee Electronic Labs* Serviset Model E-C tester? Actually, a more appropriate question to ask is: What *isn't* this tester? The Serviset can be used for voltage tests (0-20,000 volts), signal injection tests in both a-f and r-f equipment, signal tracing in both a-f and r-f equipment, testing of all discrete components including transistors and diodes, and a host of other things. So, if you want to know what the Serviset is and what it can do, we suggest that you send for more information.

Circle No. 68 on Reader Service Card

TURNER CB MICROPHONE FOR SSB

A solid-state amplified dynamic microphone designed for use with single-sideband and solid-state CB transceivers has been announced by *Turner*. Dubbed the "Sidekick 100," it uses

CALECTRO



GC ELECTRONICS
Rockford, Ill. 61101

YOUR ELECTRONICS SUPERMARKET

CIRCLE NO. 14 ON READER SERVICE CARD

an IC amplifier to provide a perfect impedance match with all transistorized and AM SSB transceivers. Its dynamic acoustic cartridge supplies the fidelity required for SSB transmission. Additionally, the dynamic interior is extremely rugged and is unaffected by temperature and humidity conditions. The adjustable volume control provides gains of up to 40 dB. The Sidekick 100 is adaptable to either relay or electronic switching, uses an easily replaced standard 9-volt battery, and comes with a push-to-talk bar with locking switch.

Circle No. 69 on Reader Service Card

RUSSOUND TAPE RECORDER SELECTOR

The Model TMS-1 Tape Recorder Selector Switch made by *Rusound/FMP, Inc.*, fulfills the need for a convenient interconnect system where more than one tape recorder is used. It is designed to be connected into the tape monitor system of a stereo preamplifier or receiver, multiplying its function to include input and output connections for three tape recorders. Switching functions are provided for independent selection of input, output, and multiple mixing between units. A two-position selector switch permits either the source recorders or the duplicating machines to be monitored, providing convenient cueing and auditioning.

Circle No. 70 on Reader Service Card

KENWOOD DOLBYIZED STEREO CASSETTE DECK

The newest addition to the *Kenwood Electronics, Inc.*, line of tape decks is the Model KX-700 stereo cassette deck featuring a Dolby Noise Reduction System which provides approximately a 10-dB improvement in signal-to-noise ratio. Features include an extremely hard super-ferite record/play tape head with a virtually wearproof head gap, a pushbutton tape selector for optimizing the bias for different tape formulations, and FET's in the first pre-amplifier stages for low distortion and high signal-to-noise figures. With the Dolby circuits switched in, S/N is 55 dB for regular and 58 dB for chromium-dioxide tapes.


Circle No. 71 on Reader Service Card

LAFAYETTE 3-CHANNEL CB WALKIE-TALKIE

The Dyna-Com 3B, a switchable 3-channel crystal-controlled 3-watt walkie-talkie available from *Lafayette Radio Electronics* features a mike/speaker jack which permits use of an optional microphone while the unit is shoulder or belt carried. Internal features include all solid-state circuitry, TVI trap, and lightning protection. External features include an r-f/S meter, variable squelch and volume controls, and a PA switch. A mechanical filter is used to provide sharp selectivity, while the super-heterodyne receiver design provides a 1- μ V sensitivity.

Circle No. 72 on Reader Service Card

EXAMINE ANY OF THESE FINE NEW BOOKS ON 10-DAY FREE TRIAL!



COMPUTERS, SECURITY, ENGINEERING, BROADCAST

- Fire & Theft Security Systems—256 pp.—\$4.95
- Video Tape Production & Com. Techniques—256 pp.—\$12.95
- How to Become a Radio Disc Jockey—256 pp.—\$7.95
- Beginner's Guide to Computer Programming—384 pp.—\$6.95
- Beginner's Guide to Computer Logic—192 pp.—\$4.95
- Modern Radar: Theory, Operation & Maint.—489 pp.—\$6.95
- Industrial Electronics: Principles & Practice—352 pp.—\$5.95
- Computer Circuits & How They Work—192 pp.—\$4.95
- Computer Technician's Handbook—480 pp.—\$7.95
- Electronic Designer's Handbook—294 pp.—Hardbound \$9.95
- CATV System Engineering—3rd Edition—Hardbound \$12.95
- The Man Behind The Mike—288 pp.—Hardbound \$7.95

AUDIO AND HI-FI, SEMICONDUCTORS & TEST EQUIPMENT

- Hi-Fi for the Enthusiast—176 pp.—\$3.95
- 1972 Popular Tube-Transistor Substitution Guide—256 pp.—\$2.95
- How to Use Your VOM-VTVM & Oscill.—192 pp.—\$3.95
- Servicing Modern Hi-Fi Stereo Systems—236 pp.—\$4.95
- Handbook of Magnetic Recording—92 pp.—\$4.95
- Installing & Servicing Home Audio Systems—256 pp.—\$4.95
- Tape Recording for Fun & Profit—224 pp.—\$4.95
- Audio Systems Handbook—192 pp.—\$4.95
- Electronic Musical Instruments—192 pp.—\$4.95
- Servicing Electronic Organs—196 pp.—\$7.95
- Understanding Solid-State Circuits—192 pp.—\$4.95
- Semiconductors From A to Z—272 pp.—\$4.95
- FET Applications Handbook—2nd Ed.—Hardbound \$14.95
- How to Use Test Instruments in Electronics Servicing—\$4.95
- 99 Ways to Use Your Oscilloscope—192 pp.—\$4.95
- Working With the Oscilloscope—104 pp.—\$4.95

BASIC ELECTRONICS, CITIZENS BAND, HOBBY & HAM RADIO

- Commercial FCC License Handbook—432 pp.—\$5.95
- Model Car Racing . . . by Radio Control—224 pp.—\$3.95
- Solid-State Projects for the Experimenter—224 pp.—\$3.95
- Practical Solid-State Principles & Projects—176 pp.—\$3.95
- Basic Electronics Course—368 pp.—\$5.95
- The Fascinating World of Radio Commun.—176 pp.—\$3.95
- Citizens Band Radio Service Manual—192 pp.—\$4.95
- Radio-Electronics Hobby Projects—192 pp.—\$3.95
- IC Projects for Amateur & Experimenter—192 pp.—\$3.95
- Electronics Self-Taught with Exper. & Proj.—288 pp.—\$4.95
- 125 One-Transistor Projects—192 pp.—\$3.95
- 104 Easy Projects for the Electronics Gadgeteer—\$3.95
- CB Radio Operator's Guide—224 pp.—\$3.95
- How to Read Electronic Circuit Diagrams—210 pp.—\$3.95
- Radio Control Handbook—New 3rd Ed.—320 pp.—\$5.95
- Beginner's Guide to TV Repair—160 pp.—\$4.95
- 64 Hobby Projects for Home & Car—192 pp.—\$3.95
- 104 Simple One-Tube Projects—192 pp.—\$3.95
- Electronic Hobbyist's IC Project Handbook—160 pp.—\$3.95
- 104 Easy Transistor Projects You Can Build—224 pp.—\$3.95

HAM RADIO GUIDES

- AMATEUR RADIO LICENSE STUDY GUIDES: Incentive. 160p. \$3.95 Advanced-Class. 192p. \$3.95 Extra-Class. 224p. \$4.95 General-Class. 320p. \$5.95 Novice-Class. 160p. \$3.95

SERVICING COLOR TV, RADIO & APPLIANCES

- Basic Color Television Course—384 pp.—\$5.95
- Major Appliance Repair Guide—288 pp.—\$5.95
- 199 Color TV Troubles & Solutions—224 pp.—\$4.95
- 199 Electronic Test & Alignment Tech.—224 pp.—\$4.95
- Modern Radio Repair Techniques—260 pp.—\$4.95
- 199 TV Tough-Dog Problems Solved—256 pp.—\$4.95
- Home-Call TV Repair Guide—144 pp.—\$2.95
- How to Repair Solid-State Imports—160 pp.—\$4.95
- Small Appliance Repair Guide—224 pp.—\$4.95
- 101 TV Troubles—From Symptom to Repair—224 pp.—\$4.95
- How to Repair Home & Auto Air Conditioners—\$4.95

ALL-IN-ONE SCHEMATIC/SERVICING MANUALS

Each volume contains complete service data, including full-size schematic diagrams and all info needed. Each volume 8 1/2" X 11"; 192 pp.; \$4.95

- Color TV: Matsushita: Vol 1 Vol 2 Motorola: Vol 1 Vol 2 RCA: Vol 1 Vol 2 Japanese: Vol 1 Vol 2 Zenith: Vol 1 Vol 2 Admiral Sylvania G.E. Philco B&W TV Sylvania Motorola Magna. Adm. Phil. G.E. Zen. RCA

SEE THESE HELPFUL BOOKS AT YOUR PARTS DISTRIBUTORS', OR CLIP THIS AD AND order on FREE 10-DAY Trial, or attach payment and save postage. Fully guaranteed or money back! Pa. residents add 6% tax. PE 52



TAB BOOKS

BLUE RIDGE SUMMIT, PA. 17214

CIRCLE NO. 37 ON READER SERVICE CARD

AT LAST! PROFESSIONAL HOME PROTECTION EVERYONE CAN INSTALL AND AFFORD.

Model FC-100
\$59.95
 WIRED



- Start your custom Burglar/Hold-up/Fire Alarm System with the FC-100. Add on Sensors, Alarms and Accessories to suit your own needs.
- "Do-it-Yourself" Installers Handbook included. No technical knowledge needed — No soldering.
- 100% Professional in Design, Reliability, Performance.



'Fail Safe'-SYSTEM BY EICO

A New Concept in "Do-it-Yourself" Home Protection

FREE 32 PAGE EICO CATALOG

For latest catalog on EICO Test Instruments, Stereo, EICOCRAFT Projects, Environmental Lighting, Burglar/Fire Alarm Systems, and name of nearest EICO Distributor, check Reader Service Card or send 25¢ for First Class mail service.

EICO, 283 Malia Street, Brooklyn, N.Y. 11207



CIRCLE NO. 11 ON READER SERVICE CARD

PRINTED CIRCUITS

FAST — EASY
 with **DATAK's**

DIRECT ETCH SET



EASY—patterns rub down directly on the copper board and connect with rub-down lines or tapes supplied.

FAST—safe new etchants will etch a 2 oz. copper board in 30 minutes.

ACCURATE—±.002" print tolerance so parts and connectors mate with no errors.

Circuit Made With ER-1

COMPLETE ER-1 SET contains hundreds of dry transfer DIP, flatpack, TO-5, IC, and transistor patterns; ¼" and ½" etch resist tapes; 4 copper clad boards; ¼ lb. dry etch; tray and instructions. **\$4.95 p.p.d.**

IN STOCK AT ALLIED AND OTHER DISTRIBUTORS
 WRITE FOR FREE CATALOG listing this and many other dry transfer marking sets.

The **DATAK Corporation**

85 Highland Avenue • Passaic, New Jersey 07055

CIRCLE NO. 8 ON READER SERVICE CARD



Electronics Library

TRANSISTOR SPECIFICATIONS MANUAL, Fifth Edition

For each bipolar transistor described in this Manual, there are entries for polarity (npn or pnp), maximum applied voltages, power dissipation, collector current, operating frequency, collector cutoff current, and dc gain. A separate listing of r-f power transistors includes design frequency, power output, power gain, and collector efficiency in addition to most other information. All EIA-registered TO case outlines are shown and, where a nonstandard case is used, a dimensioned drawing is provided in a separate section.

Published by **Howard W. Sams & Co., Inc.**, 4300 West 62 St., Indianapolis, IN 46268. Soft cover. 160 pages. \$4.50.

INTRODUCTION TO ELECTRICITY

by L.T. Agger

A comprehensive introduction to electrical science, this book is designed to meet the requirements of courses for electrician license preparation. In the general treatment of electrical science, physical explanations are widely used, and the mathematical standard is set no higher than is strictly necessary. A graded set of questions is appended to each chapter.

Published by **Oxford University Press**, 200 Madison Ave., New York, NY 10016. Hard cover. 451 pages. \$20.50.

WIRING THE WORLD

Presenting a history of the growth of cable television and government regulation of the medium, the text includes a description of how CATV works, an analysis of programming, and the advantages and disadvantages compared to broadcast TV. The book also informs the reader about picture telephones, video-cassettes, and uses of communication satellites. A feature is an interview with Dr. Whitehead, director of the White House Office of Telecommunications Policy.

Published by **Book Division, U.S. News & World Report**, 2300 N St., N.W., Washington, DC 20037. Soft cover. 207 pages. \$2.95 (plus 23¢ postage); quantity orders available at reduced cost.

SONY[®] achieves true integration

In all too many transistor integrated amplifiers, the preamp stage does not quite live up to the performance of the amplifier section.

Not in Sony's new TA-1130. Thanks to an FET front end, this integrated package has a preamp stage that really does full justice to its output section.

Why FET's

For the same reason that we use them in our tuners and receivers, and in our studio professional condenser microphones: because FET's have a far wider dynamic range than ordinary transistor types.

And the preamplifier needs that range. Because it has to be sensitive enough to handle the lowest-output, moving-coil cartridges, yet still accept the highest output cartridges without overloading. (The power amp has it easier: you keep its input level fairly constant with your volume control.)

Power to Spare

But if the power amplifier doesn't need that range, it does need power. The output section of TA-1130 has it: 230 IHF watts (into 4 ohms), with continuous power rated at 65+65 watts into 8 ohms. (With all that power, we made sure that both transistor and speaker protection circuits were included.)

Nothing Stands Between You and the Sound

Both sections are powered by balanced positive and negative supply voltages (not just positive and ground), so there need be no coupling capacitors or interstage transformers between you and the sound.

Without them, the TA-1130 can extend its power band width down to 7 Hertz, and actually exceed its rated damping factor of 100 all the way down to 5 Hz.

An Abundance of Audiophile Conveniences

Of course, the TA-1130 has all the control facilities that you could ask for: low and high filters, tape monitor, a speaker selector, and even an Auxiliary input jack on the front panel. The selector switch is

Sony's instant-access knob-and-lever system.

There's even provision to use the TA-1130's power amp and preamp sections separately, to add equalizers, electronic cross-overs, or 4-channel adapters to your system.

In fact, you can even get the power output section separately, as the model TA-3130 basic amp. It makes a great match for our TA-2000F preamp, too.

Your Sony dealer has both models available, and at down-to-earth prices for the performance they offer. Sony Corporation of America, 47-47 Van Dam Street, Long Island City, New York 11101.



SONY[®] FET Amplifier

CIRCLE NO. 34 ON READER SERVICE CARD

ELECTRONICS MARKET PLACE

NON-DISPLAY CLASSIFIED: COMMERCIAL RATE: For firms or individuals offering commercial products or services, \$1.50 per word (including name and address). Minimum order \$15.00. Payment must accompany copy except when ads are placed by accredited advertising agencies. Frequency discount: 5% for 6 months; 10% for 12 months paid in advance. **READER RATE:** For individuals with a personal item to buy or sell, \$1.00 per word (including name and address.) No minimum! Payment must accompany copy. **DISPLAY CLASSIFIED:** 1" by 1 column (2 5/8" wide), \$185.00. 2" by 1 column, \$370.00. 3" by 1 column, \$555.00. Advertiser to supply cuts. For frequency rates, please inquire.

GENERAL INFORMATION: First word in all ads set in bold caps at no extra charge. All copy subject to publisher's approval. All advertisers using Post Office Boxes in their addresses **MUST** supply publisher with permanent address and telephone number before ad can be run. Closing Date: 1st of the 2nd month preceding cover date (for example, March issue closes January 1st). Send order and remittance to Hal Cymes, **POPULAR ELECTRONICS** including **ELECTRONICS WORLD**, One Park Avenue, New York, New York 10016.

FOR SALE

FREE! bargain catalog. Fiber optics, LED's, transistors, diodes, rectifiers, SCR's, triacs, parts. Poly Paks. Box 942, Lynnfield, Mass. 01940.

GOVERNMENT Surplus Receivers, Transmitters, Snooperscopes, Radios, Parts, Picture Catalog 25c. Meshna, Nahant, Mass. 01908.

ROCKETS: Ideal for miniature transmitter tests. New illustrated catalog. 25c. Single and multistage kits, cones, engines, launchers, trackers, rocket aerial cameras, technical information. Fast service. Estes Industries, Dept. 18-K, Penrose, Colorado 81240.

INVESTIGATORS, latest Electronics Aids. Free Literature. Clifton, 11500-L NW 7th Ave., Miami, Florida 33168.

LOWEST Prices Electronic Parts. Confidential Catalog Free. **KNAPP,** 3174 8TH Ave. S.W., Largo, Fla. 33540.

WE SELL CONSTRUCTION PLANS. TELEPHONE: Answering Machine, Speakerphone, Carphone, Phonevision. Auto Dialer, Touch Button Dialer, Central Dial System. **TELEVISION:** \$35.00 Color Converter, Video Tape Recorder. \$25.00 Camera. **HOBBYIST:** Electron Microscope, 96 Hour Tape Music System, Ultrasonic Dishwasher, Radar-Oven. Plans \$4.95 each. **NEW ITEM:** \$75. Electronic Pocket Calculator, \$7.50. **COURSES:** Telephone Engineering \$39.50. Detective Electronics \$22.50, Integrated Circuit Engineering, \$49.50. **NEW SUPER HOBBY CATALOG** plus year's subscription to Electronic New Letter **AIRMAILED \$1.00.** Don Britton Enterprises, 6230 Wishire Blvd., Los Angeles, Calif. 90048.

ELECTRONIC PARTS, semiconductors, kits. **FREE FLYER.** Large catalog \$1.00 deposit. **BIGELOW ELECTRONICS,** Bluffton, Ohio 45817.

RADIO—T.V. Tubes—36¢ each. Send for free catalog. Cornell, 4213 University, San Diego, Calif. 92105.

NEW SEMICONDUCTOR LIGHT EMITTING DIODES—bright red lights replace light bulbs. Typical life 100 years. Operate at 1.65 volts, 50 milliamps. Order 2 for \$2.98 **NOW.** Data sheet and instructions included. Monsanto Company, Hobby Section, 10131 Bubb Road, Cupertino, California 95014.

CONVERT any television to sensitive, big-screen oscilloscope. Only minor changes required. No electronic experience necessary. Illustrated plans. \$2.00. Relco-A33, Box 10563, Houston, Texas 77018.


MECHANICAL, ELECTRONIC devices catalog 10¢. Greatest Values—Lowest Prices. Fertik's, 5249 "D", Philadelphia, Pa. 19120.

SENCORE, B&K Test Equipment Unbelievable Prices. Free Catalog and Price Sheet. Fordham Radio, 265 East 149th Street, Bronx, N.Y. 10451.

ELECTRONIC Ignition. Various Types. Information 10¢. Anderson Engineering, Epsom, N.H. 03239.

TV TUNER REPAIRS—Complete Course Details, 12 Repair Tricks, Many Plans, Two Lessons, all for \$1. Refundable. Frank Bocek, Box 833, Redding, Calif. 96001.

BUILD YOUR OWN SPACE AGE TV CAMERA



ONLY KNOWN SOLID-STATE CAMERA KIT! Ideal for experimenters, home, education, industry etc. * High quality * Backed by over six years of lab & field testing * Fully Guaranteed * Connects to any TV set without modification * Step-by-step construction manual * Model XT-1A, Series D complete with vidicon \$149.50 postpaid elsewhere if USA & Canada (less vidicon tube \$116.95pp)

PHONE OR WRITE FOR CATALOG.
DIAL 402-867-3771

Many other kits, parts and plans available including starter kits, focus-diff. coils, vidicon tubes, const. plans, audio subcarrier kit, etc.

1301 BROADWAY **ATV Research** DAKOTA CITY, NEBR. 68731

ELECTRONIC COMPONENTS—Distributor prices, Free Catalog. Box 2581, El Cajon, California 92021.

ANTIGRAVITY, experiment and theory, Rushed—\$2.00. U.S. Inquiries. Intertech 7AB, Box 5373, Station-F, Ottawa, Canada.

LEARN the facts of electronics and your privacy. Send for the Tron-X Manual, P.O. Box 38155, Hollywood, CA 90038. \$5.95.

JAPAN HONG KONG DIRECTORY. World products information. \$1.00 today. Sekai Shogyo Annai, Hilliard, Washington 99207.

EUROPEAN and Japanese bargains catalogs. \$1 each. Dee, P.O. Box 9308, North Hollywood, Calif. 91609.

BURGLAR ALARM SYSTEMS. We manufacture intruder-fire detection systems, radar and perimeter types. Accessories available. Free Literature. Inquiries for dealership and wholesale prices must be on letterhead. U.S. and Canada only. Microtech Associates, Inc., Box 10147, St. Petersburg, Florida 33733.

"LISTEN IN" TO POLICE-FIRE RADIO CALLS IN YOUR CAR!

WORKS with ANY CAR—Portable or HOME RADIO! Just **PLUGS IN**—No wiring—9 minute hookup! Switch instantly from regular to ALL POLICE-FIRE-EMERGENCY-COMMERCIAL-TAXICAB-STATE-CITY-GOV'T 2 way Radio calls in YOUR AREA. **DUAL-HI-LOW BANDS—OVER A MILLION** Radio Cars stations **USE** Everywhere—anytime—always works!



SEND ONLY \$2.00 (cash, Ck., M.O.) and pay postman \$7.99 plus COD pkg or send \$9.99 for pnd del in U.S.A. **COMPLETE,** ready to use with instructions. One Year service Warranty! **10 DAY MONEY BACK TRIAL** (if retnd). **AMAZING OFFER good only by mail—**

WESTERN RADIO DEPT. BPE-5 KEARNEY, NEBR. 68847

CONSTRUCTION PLANS: Laser . . . \$2.00. Investigation Aids—2-FM Microphone Transmitters . . . \$1.00. FM Telephone Transmitter . . . \$2.00. Sound Telescope . . . \$2.00. Space Monitor—Missile Tracker . . . \$2.00. Free equipment and kit catalog. Howard, 20174 Ward, Detroit, Michigan 48235.

NOW! Enjoy the great outdoors in comfort with your pocket size electronic Skeeter Skat mosquito repeller. \$9.95 postpaid USA. Satisfaction guaranteed. Detector, Dept. G-5, P.O. Box 243, San Gabriel, Calif. 91778.

METERS—Surplus, new, used, panel or portable. Send for list. Hanchett, Box 5577, Riverside, CA 92507.

RECONDITIONED Test Equipment. Reasonably priced, list available. Walter, 2697 Nickel, San Pablo, CA. 94806.

PYROTECHNICAL chemicals, castings, tools, supplies, fuse, literature. Giant, illustrated catalogue/handbook includes formulas, instructions—50¢, with samples—\$1.00. Westech, Salt Lake City, 84108.

NOW YOU CAN 'PIK-A-PAK' OF YOUR CHOICE WITH ANY \$10 ORDER

FREE

PIK-A-PAK FREE
From \$1.00 Listings With Any \$10.00 Order

NUIT TUBE SALE

\$2.50 3 for \$6.
Burroughs B7971, 0-to-9, A-to-Z, 2 1/2" high characters, 170V. With socket.



'PIK-A-PAK' OF \$1.00 SEMIKONS

- 1 - 2N3055 npn, 100w, 15a, TO-3, transistor . . . \$1.
- 2 - 2N3572 UHF, 1200mc, npn, TO-92, plastic . . . \$1.
- 5 - ER900 TRIGGER DIODES, for sers & triacs . . . \$1.
- 4 - 2.5 AMP 1000PIV 2T, sil, epoxy rect . . . \$1.
- 5 - VARACTOR DIODES, 10pf, 20pf, 30pf, 40pf, 50pf . . . \$1.
- 2 - FE7's 2N5457 N channel 5000ohms, TO-92 plastic . . . \$1.
- 1 - 90W.PNP, 15A 2N2612, TO-3, silicon . . . \$1.
- 3 - 2N389 npn, silicon, 85 watts, Vec 80, square case . . . \$1.
- 2 - 2N1272 npn silicon, 85 watts, Vec 60, stud case . . . \$1.
- 10 - 1N914 fast switch diodes, silicon, 1-u sec . . . \$1.
- 10 - 2N-404 germ. pnp, TO-5 chrome case . . . \$1.
- 1 - 6 AMP TRIAC 200 PRV, TO-5, with heat sink . . . \$1.
- 40 - G-E MICRO MINI RECT, silicon, porcelain to 1KV* . . . \$1.
- 40 - RECT & ZENERS, 1W & 1A, bullets, asst V* . . . \$1.
- 30 - WORLD'S SMALLEST RECT & zeners, 1W, asst* . . . \$1.
- 1 - FAIRCHILD 2N3919 80mc, 15W, npn, 10A 1066 . . . \$1.
- 1 - FAIRCHILD FLV-100 LED, TO-18, visible, red . . . \$1.
- 2 - 2N5259 30W, plastic, power TO-220, npn . . . \$1.
- 5 - 2N3638 PNP, silicon, TO-5 plastic trans . . . \$1.
- 5 - 2N3641 NPN, silicon, TO-5 plastic trans . . . \$1.
- 4 - 2N4269 Nixie tube driver transistors 100V npn . . . \$1.
- 2 - FE7's 2N3085 N channel, 10.000 umbo TO-18 . . . \$1.
- 2 - PUTS, prog. uni-trans, sim. to GE-D13T . . . \$1.
- 2 - 2N2660 P channel, 500 umbo, TO-18, silicon . . . \$1.
- 2 - 2N3819, Texas, N channel, 6500 umbo TO-18 . . . \$1.
- 6 - TRIGGER DIODES, for sers only, axial leads . . . \$1.
- 2 - 2N2646 UNIJUNCTIONS, plastic, Texas . . . \$1.
- 1 - 5K745 H-38 Matchless silicon sensors visible . . . \$1.
- 5 - 2N107 (G) most commonly used pnp germ . . . \$1.
- 3 - 3-AMP 1000 PIV epoxy bullet, sil, rect . . . \$1.
- 50 - SILICON, glass rectifiers, computer* . . . \$1.
- 50 - GERMANIUM, glass rectifiers, signal* . . . \$1.
- 5 - 2N1070, Bi transistor, npn, trans TO-22 . . . \$1.
- 15 - 1-AMP 1000-PIV epoxy, submini, silicon . . . \$1.
- 3 - 10-WATT ZENERS, studs, pik-up-voltages 18 to 80 . . . \$1.
- 5 - ONE WATT ZENERS, axial, pik-up-voltages 12-160 . . . \$1.
- 4 - DIFFERENTIAL AMPS, dual trans 2N2060, npn . . . \$1.
- 30 - 500 MW ZENERS, axial, 4.0-9.0, 12V . . . \$1.
- 2 - LASCR light activated SCR 1A-40V . . . \$1.
- 1 - LASCR light activated SCR 1A-200V . . . \$1.
- 1 - PHOTO DARLINGTON TRANSISTOR, w/filter N lens . . . \$1.
- 4 - 2N3055, HOBBY, 10W npn silicon transistors TO-3 . . . \$1.
- 2 - 2N1038, HOBBY, 10W npn germanium transistors TO-3 . . . \$1.
- 3 - 50 AMP SILICON RECTIFIERS, silicon, 6,12,24 . . . \$1.
- 5 - 2N1038, TEXAS, germ. pnp, 20 watts, TO-5, w/sink . . . \$1.
- 10 - 2N3054 hobby, npn, TO-65, silicon, 30W, 30mc* . . . \$1.
- 10 - SCRS, asst voltages, TO-5, TO-18, TO-46 . . . \$1.
- 30 - 3-AMP HOBBY, epoxy, asst V, axial* . . . \$1.
- 4 - 15W, EPOXY POWER TRANS., H-5000, 3A . . . \$1.
- 3 - HOFFMAN TUNNEL DIODES, IN2927 . . . \$1.
- 2 - RTL914, dual 2-in. gate, TO-5, plastic . . . \$1.
- 3 - 3-hobby, BCD-to-Nixie driver IC, Dip . . . \$1.
- 10 - LINEAR AMPS, 709, 710, 711, 714, TO-5 . . . \$1.
- 6 - 709 LINEAR AMPS, 711's too, DIPs . . . \$1.
- 2 - HOBBY MEMORY CELLS, SN7481, up to 16-cell, DIP* . . . \$1.
- 3 - 709, 710, 711 LINEAR AMPS, brand new, flat pak . . . \$1.
- 4 - 741C hobby, freq. comp. 70A, DIP* . . . \$1.

*Untested, guaranteed satisfaction.

'PIK-A-PAK' OF \$1.00 PARTS PAKS

- 30 - POWER RESISTORS, 3-to-25w, square, vitreous, asst vals \$1.
- 4 - PHOTOCELLS, pancake, Clairex, 30K-700ohms . . . \$1.
- 6 - REED SWITCHES, 3/4" long, fastest mech, switch . . . \$1.
- 1C - MICRO REED SWITCHES, 1/2" long, transistor work . . . \$1.
- 10 - TRANSISTOR SOCKETS, for pnp-npn trans, covers too . . . \$1.
- 1 - \$25. SURPRISE PAK, resistors, caps, transistors, etc. . . \$1.
- 50 - TERMINAL STRIPS, 1-to-8 screw & tie lugs . . . \$1.
- 40 - RADIO & TV KNOBS, asst shapes, colors, styles . . . \$1.
- 30 - SQUARE DISCS, 8mmf to .01mf, spacers-savers . . . \$1.
- 75 - PRE-FORMED DISCS, condensers, printed circs . . . \$1.
- 10 - PHONO PLUG-AND-JACK SETS, tuners, amps, doubles too . . . \$1.
- 10 - KODAK LENSES, pincio convex, concave, convex, mirror . . . \$1.
- 60 - TUBE SOCKETS, receptacles, plugs, audio, etc. . . \$1.
- 100 - PRE-FORMED RESISTORS, 1/2 watt, printed ckt . . . \$1.
- 30 - DIPPED SILVER MICAS, pop valves, covers, too . . . \$1.
- 50 - COILS & CHOKES, if, rf, ant, taps, osc, parasitic . . . \$1.
- 10 - 'IC' SOCKET ADAPTERS, TO-5, DIPs, flat, handy . . . \$1.
- 60 - PRE-FORMED RESISTORS, 1/2, 1 & 2W 1/2% asst vals . . . \$1.
- 60 - TUBULAR CONDENSERS, .01 to 1kv, molded too . . . \$1.
- 10 - SUBMINIATURE IFS, 155 kcs, 3/4" square, transistor . . . \$1.
- 10 - TUBULAR ELECTROLYTICS, to 100mf, for ac/dc sets, etc. \$1.
- 15 - NE-2 NEON BULBS, for 110vac, 100mf of projects . . . \$1.
- 30 - POLYSTYRENE COND'S, finest specs made, asst. values . . . \$1.
- 10 - PANEL SWITCHES, 1/2 watt, micro, rotary, thermal, slide . . . \$1.
- 10 - VOLUME CONTROLS, to 1meg, duals too, some w/switch . . . \$1.
- 40 - MICRO MINI RESISTORS, 1/4w, 100 ohm to 1meg, 5% . . . \$1.
- 30 - MOLDED CONDENSERS, upright, & axial, to 1mf to 1KV \$1.
- 50 - ONE WATT RESISTORS, 1/2 & 3/4% . . . \$1.
- 10 - TRANSISTOR ELECTRO'S, 5mf to 300mf, upright too . . . \$1.
- 10 - UPRIGHT TRANSISTOR ELECTRO'S 5mf to 300mf . . . \$1.
- 60 - CERAMIC CONDENSERS, 10mmf to .01, npo's, discs . . . \$1.
- 40 - MICRO-MICRO-MINI CONDENSERS, to .05mf Cerafil . . . \$1.
- 5 - IBM COMPUTER BOARDS, trans, caps, res, coils, etc. . . \$1.
- 10 - ELECTROLYTIC COND'S, FP's & tubular, 2 & 3 sect, too . . . \$1.
- 6 - TRIMMER POTS, 100, 500, 2K, 5K, 10K, 25K, 1/2w, snap-in \$1.
- 60 - HI-Q RESISTORS, carbon, 1/8, 1/2, 1, 2W 5% . . . \$1.
- 50 - DISC CAPACITORS, 10mmf to .01, to 1KV, n-p-o's, hi-Q to 6KV . . . \$1.
- 5 - MICA CAPACITORS, .01 to .01, to 1KV, silvers too, asst . . . \$1.
- 35 - TWO WATERS, resistors, carbon, metal-film, 5% asst . . . \$1.
- 4 - MICRO POTS w/knob, snap-in, 1/5W, 25k, 50K 100K, 1meg \$1.
- 5 - SOLAR SUN CELLS, round, sq, rect, sun pwr ckts . . . \$1.

Save! GIANT SALE ON NEW TTL TEXAS & NATIONAL ICs

Buy Any 3 — Take 10% Discount

| Type | Circuit Functions | Sale |
|---------|---------------------------------------|--------|
| SN7400N | Quad 2 input gate | \$0.35 |
| SN7401N | A SN7400N, with open collector | 0.35 |
| SN7402N | Quad 2 input NOR gate | 0.35 |
| SN7404N | Hex inverter | 0.35 |
| SN7405N | Hex inverter, open collector | 0.35 |
| SN7410N | Triple 3 input NAND gate | 0.35 |
| SN7420N | Dual 4 input NAND gate | 0.35 |
| SN7430N | 8 input NAND gate | 0.35 |
| SN7440N | Dual 4 input NAND buffer | 0.35 |
| SN7441N | BCD-to-decimal decoder/driver | 1.25 |
| SN7442N | BCD-to-decimal decoder | 1.35 |
| SN7446N | BCD-to-7-segment decoder/driver | 1.95 |
| SN7447N | BCD-to-7-segment decoder/driver | 1.95 |
| SN7448N | 16 Bit scratch pad MEMORY | 7.95 |
| SN7472N | J-K Master slave flip flop | 0.49 |
| SN7473N | Dual J-K Master slave flip flop | 0.62 |
| SN7474N | Dual D triggered flip flop | 0.45 |
| SN7476N | SN7473N, with preset & clear | 0.62 |
| SN7481N | 16 Bit counter | 1.50 |
| SN7483N | 4 Bit binary FULL ADDER | 1.25 |
| SN7490N | Decade counter | 1.40 |
| SN7491N | 8 Bit shift register | 1.25 |
| SN7492N | Divide by 12 counter | 1.25 |
| SN7493N | 4 Bit binary counter | 1.25 |
| SN7494N | 4 Bit shift register | 1.25 |
| SN7495N | 4 Bit right shift left shift rck. | 1.25 |
| SN7496N | 5 Bit shift register | 1.25 |
| SN74121 | One shot multivibrator | 1.00 |
| SN74123 | Dual retrigger 1-s/multiv. with clear | 2.50 |
| SN74181 | 4 Bit arithmetic logic | 7.95 |
| SN74182 | Look ahead carry generator | 3.45 |
| SN74192 | Up/down decade counter | 3.45 |
| SN74193 | Up/down binary counter | 3.45 |

100 or more, 25% discount

Factory Marked! * Factory Tested! * Factory Guaranteed

BRAND NEW! LINEAR IC AMPS

| Type | Description | Sale |
|-----------|-----------------------------------|--------|
| SN55102 | 40Mz. Video Amp | \$3.50 |
| 702 | High Gain, DC amp TO-5 | .79 |
| 703 RF-IF | 1,4 hookups, TO-5 | \$1.19 |
| 709C | Operational Amp*** | .59 |
| 710C | Differential Amp*** | .59 |
| 711C | Memory, Sense, Amp*** | .59 |
| 723A | Voltage Regulator *** | 1.49 |
| TVR-2000 | Hi-power 723 *** | 1.59 |
| 741C | Freq. Comp. 709** | .95 |
| 748C | Freq. Adjustable 741*** | .95 |
| 709-709 | Dual 709's (DIP) | 1.49 |
| 741-741 | Dual 741's (DIP) | 2.25 |
| 739-739 | 16 Transistor stereo PREAMP (DIP) | 2.49 |
| 749-749 | Dual channel audio amp (DIP) | 2.49 |

*** State 1st, 2nd choice. Dual In Line, TO-5.

ALLEN BRADLEY'S "MICRO-POTS"

Type G, 1/2" dia, x 1 1/2" high, Mounts 1/4" hole, with shaft, linear, immersion-proof high freq.

| Ohms | Ohms | Ohms | Ohms | Any 2 for \$1 |
|------|------|------|------|---------------|
| 100 | 1.0K | 10K | 100K | |
| 250 | 2.5K | 25K | 250K | |
| 500 | 5.0K | 50K | 500K | |
| | | | | 1 Meg. |
| | | | | 2 Meg. |
| | | | | 5 Meg. |

INCANDESCENT ALPHA-NUMERIC 7-SEG. READOUTS

Either Type — Only \$3.95
Buy any 3 — Take 10% Discount

A Poly Pak exclusive! Two different types. Both compatible with SN7446, SN7447, SN7448, SN7475, SN7490 and SN74192 IC's. Both with decimals, 0 to 9 numerals and 10 letters. With specs & hookups.

16-PIN MICRO MINIATURE

Fits into 16 pin dual in line socket. Life: 250,000 hours. Delivers 700-ft. Lamberts brightness with 5 volts @ 5 mls per segment. Characters .362" H. x .197" W.

9-PIN TUBE TYPE

For printed circuit board or socket. Life: 100,000 hours. Delivers 6,000-ft. Lamberts with 5 volts @ 23 mls per segment. Characters .47" H. x .26" W.

Terms: add postage, cod's 25%. Rated: net 30
Photo Optics, Wakefield, Mass. (617) 245-3829
Retail: 211 Albion St., Wakefield, Mass.
C.O.D.'S MAY BE PHONED IN
P.O. BOX 942 E
Lynnfield, Mass. 01940



CIRCLE NO. 28 ON READER SERVICE CARD

HOBBIYISTS, Supersensitive F.M. microphone transmitter. Picks up normal voice at 30 feet, kit \$14.95, wired \$19.95. Write: Collin, Inc., P.O. Box 281, Route 25, Monroe, Conn. 06468.

FREE Kit Catalog: Shortproof powersupply \$39.50. Ultrasonic Alarm \$37.25. SWTPC, Box B32040, San Antonio, Tex. 78284.

FREE catalog new electronic devices! World's smallest transmitter \$19.95! Telephone Answerer \$49.50! Telephone Recording Device \$19.95! Lie Detector \$19.95! Many more! Sonic Devices, 69-29C Queens Blvd., New York 11377.

FREE Kit Catalog: Color Organs \$11.00. Psychedelic Strobes \$17.50. Professional quality-lowest prices. SWTPC, Box F32040, San Antonio, Tex. 78284.

DISCOUNT electronic guaranteed goodies. Motorola HEP170 Epoxy Diode 2.5A/1000PIV 39¢; MOT 7090PAMP 50¢; Quote short-wave receivers. Industrial, Amateur, CB, Madison Electronics, 1508 McKinney, Houston, Texas 77002 (713) 224-2668.

BURGLAR Alarm Systems equipment, dealers and private. Write: United Security, Box 2428, Dublin, Calif. 94566.

PANORAMA of industrial and government electronic surplus in our monthly picture catalogs. Startronics, Box 17127, Portland, Oregon 97217.

ELECTRONIC HOBBYISTS and professional builders love our 3¢ film resistors; 16¢ electrolytics and 1% micas. Great catalog 35¢. Electrovalue-America, Box 276, Swarthmore, Pa. 19081.

ELECTROENCEPHALOPHONE, Brainwave feedback equipment. J&J Enterprises, 24120-E 3rd West, Bothell, Wash. 98011.

GET "Music Only" FM Programs. SCA Adaptor fits any FM tuner or receiver. Free list of stations with order. Kit \$14.50 (with Squelch \$19.50) Wired and Tested \$25.00 (with Squelch \$29.95). All plus postage and insurance. Thousands Sold. SWTPC, Box E32040, San Antonio, Tex. 78284.

PRINTED Circuit Drill Bits. Trumbull, 833 Balra Drive, El Cerrito, Calif. 94530.

DIGITAL and analog computer modules. LED numeric displays. Pulse generators. **FREE LITERATURE**. Scientific Measurements, 2945 Central, Wilmette, Illinois 60091.

SCHEMATICS on military surplus electronic equipment. Price \$2.00, postpaid. Send order with military model number. Bill Slep Company, Drawer 178, Ellenton, Florida 33532.

Laser parts catalog 60¢. Moynihan, 107 North Brighton, Atlantic City, New Jersey 08401.

SURPLUS MINIATURE REGULATED POWER SUPPLIES for logic, linear IC's, function modules. Voltages: 5 to $\pm 24V$. Currents: 25 to 1000 mA., \$9.00 to \$18.00. Stock list. Instant Instruments, 306 River Street, Haverhill, MA. 01830.

ELECTRONIC plans and kits. Something for everyone. Catalog, 25¢. TA, Box 1266, S. Lake Tahoe, CA. 95705.

CREATIVE LIGHTING. Informative handbook/catalog \$1.00. One Trip Beyond, Box 2043K, Dearborn, Michigan 48123.

OLD TELEPHONES: Repairing, Rebuilding. Instructions, 20 circuits, dial, magneto. \$2.00. Race, 20 Chester, Somerville, Mass. 02144.

ESP-Psychic Powers Self Taught; Rushed—\$3.00. Intertech—381, Box 5373, Station-F, Ottawa, Canada. U.S. Inquiries.

CB—SBE's brand new 23 channel mobile transceiver by Linear Systems. ALL CRYSTALS SUPPLIED. Fully warrantied. \$99.95 check or MO. CB Radio Equipment, P.O. Box 611, Fairfield, Connecticut 06430.

FREE CATALOGS. Electronic Ignitions (CDI)—3 models; VHF/UHF Monitors. Please specify. Southland, Box 3591, Baytown, Texas 77520.

QUADAPTOR'S—\$25.00. Panzarino, 1453 East 28th Street, Brooklyn, New York 11210.

NTSC color generator. TV station type color bars. Six separate outputs for demodulator phasing. Three solid colors. Four convergence patterns. White. Plug-in transistors, IC's. \$550.00. HMB, 4735 Brooks St., Montclair, Calif. 91763.

ELECTRONIC ORGAN KEYBOARDS, tone generators, printed circuits, and other components for organ circuitry. 25¢ for catalog. Devtronix Organ Products, 5872 Amapola Drive, San Jose, Calif. 95129.



RCA "numitron" 7 segment display tube
Large incandescent (.6") character. 100,000
hour life, operates on 5V, 24ma per seg-
ment. each \$5.00
or Five for \$20.00

LM 309 5V power supply module. This TO-3 device is
a complete integrated circuit regulator providing cur-
rents in excess of one ampere at five volts with in-
put voltages of 10 to 30 volts. each \$2.50
or five for \$10.00

Digital Counter Display Kit



Kit includes two sided fiberglass board
with plated through holes, 7490 IC,
7475 IC, and 7446 driver for RCA seven
segment display tube (included with kit).
each \$12.00 or five for \$50.00

**SEND FOR FREE FLYER LISTING HUNDREDS
OF TTL AND DTL IC'S
BABYLON ELECTRONICS
PO BOX 85 CARMICHAEL 95608 CA.**

FREE Catalog. Parts. Parts, circuit boards for Popular Electron-ics projects. PAIA Electronics, Box C14359, Oklahoma City, OK 73114.

HOBBYISTS! Logic IC project kits. Combination Lock, \$5.95. Catalog free. John Huntley, 1351 Mahoney, Rodeo, Calif. 94572.

101 USES for an old T.V. \$4.95. Kendor Enterprises, Box 784, Enid, Okla. 73701.

PERKIN-ELMER Laser INF-1 with power supply, \$750. J. Molloy, 154-58, 71st Ave., New York 11367.

POWER SUPPLIES: 115V AC, Output $\pm 15V$ DC, at 8ma. \$12.50. Manchester Electronics, 20 Meadow St., Manchester, N.H. 03103.

WE SELL CONSTRUCTION PLANS, Kits and Wired Units—silver recovery unit—x-ray fluoroscope machine—chemical formulary (home products)—200 watt inverter (12vdc-120vac)—coin cleaner/electroplater—plans \$5.00 each—alternator adapter (produce 120 volts from ANY alternated vehicle!) plans \$6.95—PLUS MANY MORE—ask for FREE catalog—Creative Products, Department ee, 1551 East Loop 820, Fort Worth, Texas 76112.

JOHNSON CB RADIOS. Low discount prices, prepaid shipping. Mastercharge. Free list. Hughes Electronics, Box 6487A, Asheville, N.C. 28806.

POWER RECTIFIER 120 vac input, full wave bridge rated 100 amp. \$65.00. Others available. Price-Rutzebeck, Box 30, Hayward, Calif. 94543.

OVER 1,000 new electronics parts, list \$240.00, yours \$19.95 postpaid. Hobbytronics, Box 844, San Angelo, Texas 76901.

AMATEUR SCIENTISTS, Electronics Experimenters, Science Fair Students . . . Construction Plans—Complete, including drawings, schematics, parts list with prices and sources . . . Long-Range "Sound Telescope"—This amazing device enables you to hear conversations, birds and animals, other sounds hundreds of feet away. Very directional. Transistorized, uses 9v battery—\$3.00 . . . Robot Man—Psychedelic shows—Lasers—Emotion/Lie Detector—Touch-Tone Dial—Quadrasonic Adapter—Transistorized Ignition—Burglar Alarm—Sound Meter—over 60 items. Send 25¢ coin (no stamps) for complete catalog. Technical Writers Group, Box 593, State College Station, Raleigh, N.C. 27607.

ALL SOLID STATE—REGULATED POWER SUPPLY

DC for integrated circuits

Linear & Digital and other electronics projects. Major electronics firm liquidates. Newly manufactured and wired—ready to use. **THESE ARE NOT KITS!!** 3 regulated outputs: +30VDC, +50VDC, +5VDC, each rated at full 2.5 Amps. Input: 105-125 VAC fully short circuit protected.

\$52.50**LIMITED QUANTITIES—ONE TIME OFFER!!**

ea. ppd anywhere in U.S. orig. cost \$285
ACI P.O. Box 194, East Northport, N.Y. 11731

TELEPHONES—parts. Literature 10¢. Comet Communications, Dept. D, 639 50th Street, Brooklyn, New York 11220.

FIRE & BURGLAR ALARMS

1972 Handbook & Catalog

Save Hundreds of Dollars

Learn the cost of Professional Alarm Equipment. Know how it is installed. Discover how you can save Hundreds-Of-Dollars by installing your own system. See the latest in technology such as **LASER BEAMS, INFRARED BODY HEAT DETECTORS and ELECTRONIC SIRENS.** 1972 "Handbook & Catalog", 84 pages. Just \$1.00 postage and handling. \$1.00 is credited to first order.

**ALARM COMPONENT DISTRIBUTORS**

33 New Haven Ave., Dept. P.E., Milford, Conn. 06460

PLANS AND KITS

FREE Kit Catalog: Why does every major College, University, Technical School, Research & Development Center buy from us? Because we have the highest quality and lowest prices. Free catalog. SWTPC, Box H32040, San Antonio, Tex. 78284.

BLUE PRINTS—Hearing aids, alarms, amplifiers \$3.00 each postpaid. Write for parts and other prints. Circuits, P.O. Box 441, Casselberry, Fla. 32707.

FREE Kit Catalog: Digital Microlab \$29.95. Also Segmented and Nixie Readouts, Timebases, Scaler, Electronic Digital Clocks (all featured in Popular Electronics) SWTPC, Box C32040, San Antonio, Tex. 78284.

PORTABLE Digital V-O-M Kit push-button Ranging Switch. Compact (8x5x3) size. Battery or A.C. operation. P.O. Box 1281, Minnetonka, Minnesota 55343.

FREE Kit Catalog: Amazing new Universal Digital Instruments with plug-ins as featured in Popular Electronics. Unbeatable prices. SWTPC, Box D32040, San Antonio, Tex. 78284.

REGULATED 3-20 VDC, 1 amp. supply. Cost \$20.00. Complete plans \$2.00. Write for specs. Electronic Design, P. O. Box 6424, Beaumont, Texas 77705.

TESLA COIL—40" Sparks! Plans \$7.50. Information 75¢. Huntington Electronics, Box 9-P, Huntington, Conn. 06484.

BRAINWAVES—Build sensitive electroencephalograph monitor. Control your own alpha rhythm. Send \$5.00 for detailed plans or stamp for complete information on kits. Extended Digital Concepts, Box 9161, Berkeley, Calif. 94709.

HIGH FIDELITY

DIAMOND NEEDLES and Stereo Cartridges at Discount prices for Shure, Pickering, Stanton, Empire, Grado and ADC. Send for free catalog. All merchandise brand new and factory sealed. LYLE CARTRIDGES, Dept. P, P.O. Box 69, Kensington Station, Brooklyn, New York 11218.

MAY 1972

LIBERTY PAYS MORE!**WILL BUY FOR CASH**

ALL TYPES:

- ★ ELECTRON TUBES
- ★ SEMICONDUCTORS
- ★ TEST EQUIPMENT
- ★ Military Electronic Equipment

WIRE—WRITE—PHONE COLLECT

We pay freight on all purchases—on above only!

LIBERTY OFFERS MORE!**PRESTEL FIELD STRENGTH METER**


(Model 6T4G)

Only

\$142.00

F.O.B. New York

Model MC16
Larger loud speaking
model-2.5
microvolt
only \$317.00 F.O.B.
New York



- ★ Never Anything Like It!
- ★ 1-Man Can Do A Better Job than 3 in the Same Time!
- ★ A Gold-Mine for Antenna Installers!

Calibrated from 40 to 230, and 270 to 860 in 4 Bands Megahertz, from 10 to 50,000 Microvolts. Nothing makes it easier to properly and speedily find the correct place to install TV, FM and Communication Antennas. You can measure and hear the signals with this 1/2 volt battery economically powered unit.

LIBERTY ELECTRONICS, Inc.548 Broadway, New York, New York 10012
Phone (212) 925-6000**CIRCLE NO. 20 ON READER SERVICE CARD****READOUT TUBE SPECIAL****POWER TRANSFORMER SPECIALS**

NATIONAL ELECTRONICS NL-874
Long life, numerical display neon glow tube with inverted characters.
Complete with data sheet.
TUBE & SOCKET STOCK NO. F5024
2.85 per set 3/8.00

Three secondaries. 30 volts 1 amp. 16 volts 3 amps. & 150 volts 100 ma. (ideal in capacitor input supply for neon indicator tubes above, or any NIXIE tubes.
STOCK NO. F9254 3.00 ea. 3/8.00

Dual primaries. dual secondaries. Makes 12 volt 4 amp. or 24 volt 2 amp. or 48 volt 1 amp. supply.
STOCK NO. F9201 3.50 ea. 3/10.00

Two 12 volt 2 Amp. secondaries. Makes 2 12 volt 2 amp. or 1 12 volt 4 amp. or 1 24 volt 2 amp. supplies.
STOCK NO. F9202 2.95 ea. 2/5.00

42 volt ct. 4 amp. and 18 volt ct. 2 amp. secondaries. Many voltage combinations possible.
STOCK NO. F9250 3.25 ea. 2/6.00

All transformers come with wiring diagram, and several suggested power supplies.

COMPUTER GRADE CAPACITORS (BRAND NEW)

40,000 mfd. 10 volts 1.25 ea. 6/7.00 Stk. No. F2026
70,000 mfd. 10 volts 1.75 ea. 6/9.00 Stk. No. F2118
6000 mfd. 55 volts 1.50 ea. 7/9.00 Stk. No. F2117
3,750 mfd. 75 volts 1.75 ea. 6/9.00 Stk. No. F2116

MINIMUM ORDER \$3.00

Many other items—send for new 32 page catalog. All merchandise guaranteed. Please include postage. Excess will be refunded.

**DELTA ELECTRONICS CO.**

BOX 1, LYNN, MASSACHUSETTS 01903

CIRCLE NO. 9 ON READER SERVICE CARD

101

HEGEMAN "OMNI-DIRECTIONAL" SPEAKERS \$100. Creighton Audio Labs, Haven Pl., Linden, N.J. 07036.

McGEE RADIO COMPANY
World's Best Selection of Speakers
Almost Every Size From 1½ to 18"
WOOFERS — TWEETERS — CROSSOVERS
MANY HIGH FIDELITY KITS.
McGee's 176 Page Catalog
Sent Free Upon Request
NORELCO HI-FI SPEAKERS
An Added Full Line of Norelco Hi-Fi Speakers
For The System Builder
McGEE RADIO COMPANY,
1901 McGee Street PE,
Kansas City, Missouri 64108

STEREO Components at lowest prices. Send for free catalog. Carston, Box 1094-A, Danbury, Conn. 06810.

FREE Kit Catalog. Amplifiers: Lil Tiger \$11.10, Universal Tiger \$30.00. Preamp \$44.50 (Featured in Popular Electronics) Mixer-6 Input \$13.75. SWTPC, Box A32040, San Antonio, Tex. 78284.

SCOTCH PR150-18 1800' polyester tape, \$25.00 Doz. Quality components, free booklet "The Stereo Buying Guide." Sound Pro, P. O. Box 2417, West Lafayette, Indiana 47906.

WANTED

QUICKSILVER, Platinum, Silver, Gold, Ores Analyzed. Free Circular. Mercury Terminal, Norwood, Mass. 02062.

CASH immediately for old Gold, Silver, Platinum, Mercury, Watches, Diamonds. Free information. Rose Industries, 29-PB East Madison, Chicago Ill. 60602.

QUICK CASH . . . for Electronic Tubes, Semi-Conductors, Equipment (Receivers, Transmitters, Scopes, Vacuum Variables etc.) Send Lists now! Write: Barry Electronics, 512 Broadway, New York, NY 10012. (212) 925-7000.

ELECTRICAL SUPPLIES AND EQUIPMENT

PLATING Equipment, Portable Platers, Supplies and "Know-How." Build your own tanks for nickel, chrome, etc. Easy-to-install PVC liners. Rectifier components—all sizes. Schematics, parts lists, formulas, operating instructions for all plating. Guaranteed to save you 25%-75%. Some good units for sale. Write for details. Platers Service Company, 1511-PE Esperanza, Los Angeles. Calif. 90023.

TUBES

RADIO & T.V. Tubes—36¢ each. Send for free Catalog. Cornell, 4213 University, San Diego, Calif. 92105.

RECEIVING & INDUSTRIAL TUBES, TRANSISTORS. All Brands—Biggest Discounts. Technicians, Hobbyists, Experimenters—Request **FREE** Giant Catalog and **SAVE!** ZALYTRON, 469 Jericho Turnpike, Mineola, N.Y. 11501.

SAVE money on parts and transmitting-receiving tubes, foreign-domestic. Send 25¢ for giant catalog. Refunded first order. United Radio Company, 56-P Ferry Street, Newark, N.J. 07105.

TUBES "Oldies", latest. Lists free. Steinmetz, 7519 Maplewood, Hammond, Indiana 46324.

TUBES receiving, factory boxed, low prices, free price list. Translisteronic, Inc., 1306 40th Street, Brooklyn, N.Y. 11218A, Telephone: 212-633-2800.

ELECTRONIC TUBES, Semiconductors, Equipment, Telephones, Public Address, Intercoms, CB, Walkie-Talkies, etc. Quality Merchandise Only! Serving Engineers, Purchasing Agents, TV/Hi-Fi Servicemen and Hams for 28 years. Domestic and Export. Write for Catalog or call (212) 925-7000. **BARRY ELECTRONICS**, 512 Broadway, New York, N.Y. 10012.

DISCARD tubes, solid state plug-ins, send stamped envelope for list, Precision Specialties, Box 912, Waco, Texas 76703.

TAPE AND RECORDERS

STEREO TAPE RENTAL for particular people. Free catalog. Gold Coast Tape Library, Box 2262, Palm Village Station, Hialeah, Fla. 33012.

BUY Irish Tape Open Reel & Cassettes & 8-Track Blanks at Discount Prices. Write: Direct Mail Cassette Corp., Box 71, Plainview, N.Y. 11803.

RECORDING TAPE made by top American manufacturer, guaranteed not "seconds" or "white box"; 2400' mylar, \$2.29; 1800' mylar \$1.69; 1200' acetate \$.79. Send for information and quantity pricing. Alshemer Audio Electronics, 218 Columbia Street, Utica, New York 13502.

OLD Radio Programs on cassettes or reels. High quality, low prices, thousands to choose from, professional equipment, catalog 50¢. Remember Radio Inc., Box 2513, Norman, Okla. 73069.

RENT 4-Track open reel tapes—all major labels—3,000 different—free brochure. Stereo-Parti, 55 St. James Drive, Santa Rosa, Ca. 95401.

VIDEO TAPE, 1 inch x 1 mil. x 1700 feet. Used. On computer reels. \$12.00 each. LAHILL, P.O. Box 656, Martinsburg, W. Va. 25401.

MEMOREX recording tape, audio & video lowest prices, write for free information. Bergetz Systems Co., Box 1181, Melrose Park, Ill. 60161.

VIDEO Tape ½ in. wide from the number one manufacturer. Reconditioned and guaranteed. 30 minutes \$5.50. 60 minutes \$9.25 plus shipping. EHI, P. O. Box 20643, San Diego, Calif. 92120.

RECORDING? DUBBING? EDITING? Use the "dubie" control. Integrate two or more recorders into your music system. End tangled cables, ruined tapes. Brochure M-5, Dubie Co., 1509 Oklahoma, Norman, Okla. 73069.

RCA RECORDING TAPE CLOSEOUT. 1800' 7" Reel One Mil Polyester, white boxed. \$1.50 each, minimum lots/10. \$1.35 each, case lots/40. Satisfaction guaranteed. Send check for prepaid shipment Cont'l U.S. TAPE SALES, 1733 N. Harlem Avenue, Chicago, Illinois 60635.

REPAIRS AND SERVICES

TV Tuners rebuilt and aligned per manufacturers specification. Only \$9.50. Any make UHF or VHF Ninety day written guarantee. Ship complete with tubes or write for free mailing kit and dealer brochure. JW Electronics, Box 51C, Blomington, Indiana 47401.

ELECTRONIC equipment repaired. Free Estimate. Reliable, 35844 Sherborne, Mt. Clemens, Michigan 48043.

INVENTIVE? Pegboard working models constructed. Brown, Box 18851, Philadelphia, Pa. 19119.

DO-IT-YOURSELF

PROFESSIONAL ELECTRONICS PROJECTS—\$1.00 up. Catalog 25¢. PARKS, Box 25665A, Seattle, Wash. 98125.

BURGLAR-FIRE ALARM Supplies and Information. Free Catalog. Protecto Alarm Sales, Box 357H, Birch Run, Mich. 48415.

IMPOSSIBLE? BARGAINS IN SURPLUS ELECTRONICS AND OPTICS

SANKEN HYBRID AUDIO AMPLIFIERS AND SUPPLY KIT



We have made a fortunate purchase of Sanken Audio Amplifier Hybrid Modules. With these you can build your own audio amplifiers at less than the price of discrete components. Just add a power supply, and a chassis to act as a heat sink. Brand new units, in original boxes, guaranteed by B and F, Sanken and the Sanken U.S. distributor. Available in three

sizes: 10 watts RMS (20 watts music power), 25 watts RMS (50 watts M.P.) and 50 watts RMS (100 watts M.P.) per channel. 20 page manufacturers instruction book included. Sanken amplifiers have proved so simple and reliable, that they are being used for industrial applications, such as servo amplifiers and wide band laboratory amplifiers.

- 10 Watt RMS Amplifier \$ 4.75
- 25 Watt RMS Amplifier \$14.75
- 50 Watt RMS Amplifier \$22.50
- Complete kit for 100 watt rms stereo amplifier (200 watt music) including two 50 watt Sanken hybrids, all parts, instructions, and nice 1/16" thick black anodized and punched chassis \$88.00
- Same for 50 watt rms stereo amplifier includes two 25 watt Sankens etc. \$58.00
- Same for 20 watt rms stereo, includes two 10 watt Sankens, etc. \$30.00

SUBMINIATURE TOGGLE SWITCHES



These are nice, American made switches, of a size compatible with subminiature equipment and digital control panels. Available in two electrical configurations, conventional on-off SPDT, or on-off-on momentary SPDT. Specify which type. All brand new, at 1/3 catalog price.

- Subminiature Switches (specify on-off or momentary)
 - \$1.00 each
 - 10 for \$ 8.50
 - 100 for \$75.00

IMPOSSIBLE? BUILD YOUR OWN ELECTRONIC CALCULATOR FOR ONLY \$108.00!



A complete calculator kit, complete with self contained power supply and case. Indispensable in the home, office or school. Simple enough for a child to build. Some of the features of the calculator are as follows:


- MOS integrated circuits (extra large scale integration) reduce the number of components to a minimum, for easy assembly
- Displays eight digits on large size seven segment displays.
- Full function complement keyboard features addition, subtraction, multiplication, division, alternate display, multiplication by a constant, clear all, clear entry, and decimal point set.
- Sixteen digit entry and sixteen digit results are possible with alternate display key.
- Leading zeroes suppressed
- Chain operation
- All integrated circuits and displays are socket mounted and replaceable.

So reliable and simple to build, we can make this guarantee: If for any reason you cannot succeed in getting your calculator to function properly after completing construction, for a flat handling fee of \$10.00, B and F will repair and ship back your calculator anywhere in the USA. This applies regardless of the age of the assembler, barring gross negligence or the use of acid core solder in construction.

7 SEGMENT READOUTS



A




B

7 Segment Readouts. Two types are available, a large size model with wire leads for P.C. Board Mounting illustrated at (A) and a small size low-current version in a Dual In-Line type package for miniature battery operated instruments illustrated at (B).

- Large Size Readout (Illus. A) \$3.45
- Low Current Version (Illus. B) \$3.25
- Complete counter kit, including 7490 decade counter, 7447 decoder and printed circuit board, and choice of either readout. Price \$8.25
- Complete counter as above, with 7475 latch, for storage. Price \$10.25

- Complete Bi-directional counter, with 74192 instead of 7490, for up-down counting \$11.25
- Complete Bi-directional counter, with latch for storage (74192-7475-7447) \$12.25

RADIATION METER ("Geiger Counter")



You can buy a complete radiation meter, complete with original instruction books, at less than the price of the meter movement alone. Range is 0.02 to 50 Roentgens/hour. This is not sensitive enough for prospecting, but useful for other radiation measuring and monitoring purposes. If not used for its original function, then the case,

meter and battery holder alone are worth our asking price as a basis for building a metal locator, etc. Uses standard D cell and 22.5 volt Battery.

- Radiation Meter \$9.50 + \$1.00 postage & handling
- 80 PAGE CATALOG - Free with any order or send \$0.25

To our customers:

B and F is moving to a new location: 119 Foster Street, Peabody, Mass. 01960 (same address, but different building). Our apologies to any customers who experienced delays in shipments during the move. Our new expanded shipping and storage areas will allow us to service your order faster than ever before. Retail customers are now welcome at all working hours (Monday through Friday, 9 - 5; Saturday, 9 - 3). Special few of a kind items are being cleared out, so come and visit our new location with twenty five thousand square feet of surplus bargains.

ALL ITEMS (WHERE WEIGHT IS NOT SPECIFIED)
POSTAGE PAID IN THE U. S. A.

CHARGES WELCOME!

Phone in charges to 617 531-5774 or 617 532-2323. BankAmericard - Mastercharge. \$10.00 minimum. No C.O.D.'s please.

B. & F. ENTERPRISES

Phone (617) 532-2323

P.O. Box 44, Hathorne, Massachusetts 01937

CIRCLE NO. 3 ON READER SERVICE CARD

PERSONALS

INVESTIGATORS, Latest Electronics Aids. Free Literature. Clifton, 11500-K NW 7th Ave., Miami, Florida 33168.

MAKE FRIENDS WORLDWIDE through international correspondence. Illustrated brochure free. Hermes, Berlin 11, Germany.

INSTRUCTION

LEARN ELECTRONIC ORGAN SERVICING at home all makes including transistor. Experimental kit—trouble-shooting. Accredited NHSC, Free Booklet. **NILES BRYANT SCHOOL**, 3631 Stockton, Dept. A, Sacramento, Calif. 95820.

LEARN WHILE ASLEEP, Hypnotize! Strange catalog free. Auto-suggestion, Box 24-ZD, Olympia, Washington 98501.

F. C. C. 1st phone license training in 5 weeks. R.E.I.'s intensive training produces outstanding results. For information and free brochure call toll free: 1-800-237-2251, or write home office, Radio Engineering Incorporated Schools, 1336 Main Street, Sarasota, Florida 33577. Florida residents call (813) 955-6922.

HIGHLY effective home study courses in Electronics Engineering Technology and Electronics Engineering Mathematics. Earn your Degree. Write for Free Descriptive Literature. Cook's Institute of Electronics Engineering, (Dept. 15), P.O. Box 10634, Jackson, Miss. 39209. (Established 1945).

ASSOCIATE DEGREE IN ELECTRONICS through correspondence instruction. G.I. Bill approved. Free catalog. Grantham, 1509 N. Western, Hollywood, California 90027.

F.C.C. TYPE EXAM . . . Guaranteed to prepare you for F.C.C. 3rd, 2nd, and 1st phone exams. 3rd class, \$7.00; 2nd class, \$12.00; 1st class, \$16.00; complete package, \$25.00. Research Company, 3206 Bailey Street, Sarasota, Florida 33580.

ABOUT YOUR SUBSCRIPTION

Your subscription to **POPULAR ELECTRONICS** is maintained on one of the world's most modern, efficient computer systems, and if you're like 99% of our subscribers, you'll never have any reason to complain about your subscription service.

We have found that when complaints do arise, the majority of them occur because people have written their names or addresses differently at different times. For example, if your subscription were listed under "William Jones, Cedar Lane, Middletown, Arizona," and you were to renew it as "Bill Jones, Cedar Lane, Middletown, Arizona," our computer would think that two separate subscriptions were involved, and it would start sending you two copies of **POPULAR ELECTRONICS** each month. Other examples of combinations of names that would confuse the computer would include: John Henry Smith and Henry Smith; and Mrs. Joseph Jones and Mary Jones. Minor differences in addresses can also lead to difficulties. For example, to the computer, 100 Second St. is not the same as 100 2nd St.

So, please, when you write us about your subscription, be sure to enclose the mailing label from the cover of the magazine—or else copy your name and address exactly as they appear on the mailing label. This will greatly reduce any chance of error, and we will be able to service your request much more quickly.

FCC First and Second Tests. \$8.95. Electronic Tutoring, Box 24190, Cleveland, Ohio 44124.

F.C.C. EXAM MANUAL
The Original Test-Answers exam manual that prepares you at home for FCC First and Second class licenses. Includes Updated multiple choice Tests and Key Schematic diagrams. PLUS - Self-Study Ability Test. -- ONLY: \$9.95 Postpaid.
COMMAND PRODUCTIONS P.O. BOX 26348-P
RADIO ENGINEERING DIVISION SAN FRANCISCO CALIF. 94126

INVENTIONS WANTED

INVENTIONS wanted. Patented; unpatented. Global Marketing Service, 2420-P 77th, Oakland, Calif. 94605.

INVENTORS! Don't sell your invention, patented or unpatented, until you receive our offer. Eagle Development Company, Dept. 9, 79 Wall Street, N.Y., N.Y. 10005.

PATENT Searches including Maximum speed, full airmail report and closest patent copies, \$6.00. Quality searches expertly administered. Complete secrecy guaranteed. Free Invention Protection forms and "Patent Information." Write Dept. 9, Washington Patent Office Search Bureau, Benjamin Franklin Substation, P.O. Box 7167, Washington, D.C. 20043.

FREE "Directory of 500 Corporations Seeking New Products." For information regarding development, sale, licensing of your patented/unpatented invention. Write: Raymond Lee Organization, 230-GR Park Avenue, New York City 10017.

INVENTORS: Protect your ideas! Free "Recommended Procedure." Washington Inventors Service, 422T Washington Building, Washington, D.C. 20005.

FREE PAMPHLET: "Tips on Safeguarding Your Invention." Write: United States Inventors Service Company, 501-H Thirteenth Street N.W., Washington, D.C. 20004.

LEARN how to protect, develop and sell your ideas and inventions yourself—without marketing or development fees! Free details! CREATE, 8500 Wilshire, Suite 1002-G1, Beverly Hills, Calif. 90211.

GOVERNMENT SURPLUS

GOVERNMENT Surplus. How and Where to Buy in Your Area. Send \$1.00. Surplus Information, Headquarters Bldg., Box 30177-PE, Washington, D.C. 20014.

ELECTRONIC Equipment and Parts. Big '36 page Free Catalog. Send for your copy today! Fair Radio Sales, Box 1105-P, Lima, Ohio 45802.

JEeps Typically from \$53.90 . . . Trucks from \$78.40 . . . Boats, Typewriters, Knives, Airplanes, Clothing, Multimeters, Oscilloscopes, Transceivers, Photographic, Electronics Equipment. Wide variety, condition. 100,000 Bid Bargains direct from government nationwide. Complete sales directory and surplus categories catalog \$1.00 (Deductible on orders from separate included catalog). Surplus Service, Box 820-J, Holland, Michigan 49423.

GOVERNMENT SURPLUS. Complete sales directory \$1.00. Surplus Publications, Box 26062Z, Los Angeles, Calif. 90026.

BOOKS

FREE catalog aviation/electronic/space books. Aero Publishers, 329PE Aviation Road, Fallbrook, California 92028.

FREE book prophet Elijah coming before Christ. Wonderful bible evidence. Megiddo Mission, Dept. 64, 481 Thurston Rd., Rochester, N.Y. 14619.

VARIABLE CAPACITANCE DIODES
(Similar to 1N5453A) used in tune VHF, color TV, & FM broadcast sets \$1.00

PROGRAMMABLE UJT's
Similar to D13T \$.75

TTL IC SERIES (DIP)

| | |
|----------------------------------|------|
| 7441 BCD Decimal Decoder | 1.75 |
| 7475 Quad Bistable Latch | 1.40 |
| 7476 Dual Mast-Slave JK FF | 1.00 |
| 7490 Decade Counter | 1.50 |
| 7492 Divide By Twelve | 1.85 |
| 7481 16 bit read write memory | 1.75 |
| 7404 Hex inverter | .40 |
| 7447 BCD to seven decoder driver | 2.00 |
| 74121 Monostable multivibrator | .90 |
| 7413 Dual Schmidttrigger | 1.75 |
| 7480 Full Adder | 1.75 |

ELECTRONIC LST CALCULATORS. Commodore LED C108 calculator has an 8 digit read-out with a 16 digit round-off. It adds, subtracts, multiplies & divides, has an error correcting button and keyboard rollover memory. 115 230 v power. 2" x 6 1/2" x 9" dimensions. Weights 3 lbs. They are new with a full one year unconditional guarantee \$192.50

TRIACS

| | | | |
|--------|------|------|-----------|
| PRV 1A | 10A | 15A | 20A* |
| 100 | .40 | .70 | 1.00 1.20 |
| 200 | .70 | 1.10 | 1.50 1.60 |
| 300 | .90 | 1.35 | 1.90 2.00 |
| 400 | 1.10 | 1.60 | 2.70 2.40 |
| 500 | 1.50 | 2.00 | 3.20 2.80 |

*Press Fit

T1543 UJT's 50
2N3819 N channel FET's 45

Silicon Power Rectifiers

| | | | |
|--------|---------|------|------|
| PRV 1A | 3A | 12A | 50A |
| 100 | .06 .09 | .30 | .85 |
| 200 | .07 .16 | .35 | 1.25 |
| 400 | .09 .20 | .45 | 1.50 |
| 600 | .11 .30 | .70 | 1.80 |
| 800 | .15 .40 | .85 | 2.30 |
| 1000 | .20 .55 | 1.10 | 2.75 |

Silicon Control Rectifiers

| | | | |
|--------|----------|------|-------|
| PRV 3A | 7A | 20A | 70A |
| 50 | .25 .32 | | |
| 100 | .30 .45 | 1.00 | 3.50 |
| 200 | .50 .75 | 1.25 | 6.50 |
| 300 | .60 .90 | 1.50 | |
| 400 | .70 1.10 | 1.75 | 9.50 |
| 500 | .80 1.25 | 2.00 | |
| 600 | .90 1.40 | 2.25 | 11.00 |

2N3055 7 amp NPN Silicon Transistor \$1.25

DECADE COUNTER KIT
(Consists of)
1—Nixie tube & socket (R754)
1—7490
1—7475
1—7441 **\$6.75**

709C OPER AMP \$.60
741 OPER. AMP. \$.80
723 VOLTAGE REGULATOR \$1.25

NIXIE TUBES
Similar to Raytheon R754, with socket & data sheet \$2.75

Terms: FOB Cambridge, Mass. Send check or Money Order. Include Postage. Average weight per package 1 1/2 lb. No C.O.D.'s. Minimum Order \$3.00. Rated companies 30 days net.

Send \$2.00 for our Latest catalog featuring Transistors and Rectifiers: 325 Elm St., Cambridge, Mass.

SOLID STATE SALES

Post Office Box 74A Somerville, Mass. 02143 Tel. (617) 547-4005

CIRCLE NO. 32 ON READER SERVICE CARD

MAGAZINES

JAPAN PUBLICATIONS GUIDE Business, pleasure, education. \$8.00. INTERCONTINENTAL. CPO 1717, Tokyo 100-91.

RECORDS

POPULAR organ albums factory direct. Concert Recordings, Lynwood, Calif. 90262.

CHAPEL Records Club—Free catalog. 1000-B Richmond, China Lake, Calif. 93555.

RUBBER STAMPS

RUBBER Address Stamps \$2.00. Signature \$3.50. Free Catalog. Jackson's, Box 443-G, Franklin Park, Illinois 60131.

RUBBER address stamp \$1.95. Free catalog. Smith, P.O. Box 3074, Virginia Beach, Va. 23453.

BUSINESS OPPORTUNITIES

I MADE \$40,000.00 Year by Mailorder! Helped others make money! Start with \$10.00—Free Proof. Torrey, Box 318-N, Ypsilanti, Michigan 48197.

\$200.00 DAILY In Your Mailbox! Your opportunity to do what mail-order experts do. Free details. Associates, Box 136-J, Holland, Michigan 49423.

START small, highly profitable electronic production in your basement. Investment, knowledge unnecessary. Postcard brings facts. Barta-PEB, Box 248, Walnut Creek, California 94597.

FREE CATALOGS. Repair air conditioning, refrigeration. Tools, supplies, full instructions. Doolin, 2016 Canton, Dallas, Texas 75201.

INEXPENSIVE, Home—Auto Fire, Burglar Alarms, Extinguishers. 200% Profits. Nation's Watchdog, Williamsburg, Ohio 45176.

PIANO TUNING learned quickly at home. Tremendous field! Musical knowledge unnecessary. GI Approved. Information Free. Empire School, Box 327, Miami Florida 33145.

CLASSIFIED ADVERTISING ORDER FORM

Please refer to heading on first page of this section for complete data concerning terms, frequency discounts, closing dates, etc.

| | | | | |
|----|----|----|----|----|
| 1 | 2 | 3 | 4 | 5 |
| 6 | 7 | 8 | 9 | 10 |
| 11 | 12 | 13 | 14 | 15 |
| 16 | 17 | 18 | 19 | 20 |
| 21 | 22 | 23 | 24 | 25 |
| 26 | 27 | 28 | 29 | 30 |
| 31 | 32 | 33 | 34 | 35 |

Words { @ \$1.00 (Reader Rate) } = \$
 { @ \$1.50 (Commercial Rate) }

Insert _____ time(s) Total Enclosed \$ _____

NAME _____
 ADDRESS _____
 CITY _____ STATE _____ ZIP _____
 Signature _____

WORD COUNT: Include name and address. Name of city (Des Moines) or of state (New York) counts as one word each. Zip Code numbers not counted. (Publisher reserves right to omit Zip Code if space does not permit.) Count each abbreviation, initial, single figure or group of figures or letters as a word. Symbols such as 35mm, COD, PO, AC, etc., count as one word. Hyphenated words count as two words.

PE572



GREGORY ELECTRONICS
Reconditioned & Used
FM 2-WAY RADIO SAVINGS
 Partial List—Send for New Catalog

GENERAL ELECTRIC
VOICE COMMANDER III

FULLY SOLID STATE FM
Transmitter-Receiver

132 to 174 MHz
 1 WATT OUTPUT
 1/2 MICRO-VOLT SENSITIVITY

Size: 9.5" x 5.3" x 1.7"

High performance, completely self-contained two-way FM radio. Compact, lightweight, easily operated and hand-carried. Housed in high-impact 2-section case. All external hardware polished stainless steel.

Proper chargers available separately. \$15. each.



Includes rechargeable nickel cadmium battery pack and charger. (Crystals & tuning, add \$50.)

\$148.

Lots of 5
 less 10% .. \$133.20
 Lots of 10
 less 15% .. \$125.80

Now—15,000 2-Way FM Mobile Units IN STOCK . . . Send for new '72 catalog



GREGORY ELECTRONICS CORP.

249-P Rt. 46, Saddle Brook, N.J. 07662
 Phone: (201) 489-9000

CIRCLE NO. 16 ON READER SERVICE CARD

Planning to move?

Let us know **6 to 8 weeks in advance** so that you won't miss a single issue of **POPULAR ELECTRONICS INCLUDING ELECTRONICS WORLD**

Attach old label where indicated and print new address in space provided. Also include your mailing label whenever you write concerning your subscription. It helps us serve you promptly.

Write to: P.O. Box 1096, Flushing, N.Y. 11352, giving the following information.

If you have no label handy, print OLD address here.

name _____ please print

address _____

city _____

state _____ zip-code _____

Change address only.

Extend subscription. Enter new subscription.

(1) 5 yrs. \$21 (2) 3 yrs. \$15. (3) 1 year \$6

Payment enclosed (1 extra issue per yr. as a BONUS)

Bill me later. 0654

name _____ please print

address _____

city _____ state _____ zip _____

Add'l postage: \$1 per year outside U.S., its possessions & Canada.

MAILORDER MILLIONAIRE helps beginners make \$500 weekly. Free report reveals secret plan! Executive (1K5), 333 North Michigan, Chicago 60601.

FREE BOOK "999 Successful, Little-Known Businesses." Work home! Plymouth BGE, Brooklyn, New York 11218.

\$15,000—\$30,000 YEAR. Send \$2.00, BOOK: "Raising Rabbits for Us." Rabbit Ranchers of America, Box 265—PEM, Haysville, Kansas 67060.

SALESMEN Wanted . . . Earn Big Commission Full or Part Time. Show America's largest line Low Priced Business Printing and Advertising Specialties plus calendars in season. No experience. No investment. No collections or deliveries. On-the-spot commissions. Big Free Sales Kit samples hundred items used daily by businessmen. Merchandise bonuses for you. Build profitable repeat business. Start now. National Press, Dept. 72H, North Chicago, Ill. 60064.

MARINE ELECTRONIC DEALERS WANTED: Spare time. Details, RAD-COM, Mamaroneck, NY 10543.

CASH IN on computer pals. UTZ, 415 Greenwood Drive, Santa Clara, Calif. 95050.

HYPNOTISM

"MALE-FEMALE Hypnotism" Exposed, Explained! "Secret Method"—They Never Know! \$2, Rushed. Guaranteed! Isabella Hall, Silver Springs, Florida 32688.

SLEEP learning. Hypnotic method. 92% effective. Details free. ASR Foundation, Box 7545PL, Fort Lauderdale, Florida 33304.

FREE Hypnotism. Self-Hypnosis. Sleep Learning Catalog! Drawer H400, Ruidoso, New Mexico 88345.

EMPLOYMENT INFORMATION

EXCITING Overseas jobs. Directory \$1.00. Research Associates, Box 942-E, Belmont, California 94002.

ELECTRONICS/AVIONICS Employment Opportunities. Report on jobs now open. FREE details. Aviation Employment Information Service, Dept. EW, Box 240, Northport, N.Y. 11768.

ANCHORAGE, ALASKA—Information—Wages, Rents, etc. \$3.00—Foote Enterprises, Box 143, Anchorage 99501.

REAL ESTATE

FREE . . . NEW . . . 256-page SUMMER CATALOG! Describes and pictures hundreds of farms, ranches, town and country homes, businesses coast to coast! Specify type property and location preferred. UNITED FARM AGENCY, 612-EP West 47th St., Kansas City, Mo. 64112.

PLASTICS

REMODEL, reproduce, repair with Castoglas, metal, etc. Make flexible molds over any pattern. Manual 25¢. CASTOLITE, 72E/PE1, Woodstock, Ill. 60098.

EMBED any component in clear Castolite. Manual 25¢. CASTOLITE, 72E/PE2, Woodstock, Ill. 60098.

TREASURE FINDERS

TREASURE FINDER locates buried gold, silver, coins, treasures. 5 powerful models. \$19.95 up. Free catalog. Relco-A33, Box 10839, Houston, Texas 77018.

FREE: Jetco Electronics 24-page Treasure Finder Catalog. Find Gold, Silver, Coins, Metals, Minerals, relics. Jetco, Dept. PEC, 3933 Barranca, El Paso, Texas 79935.

FISHER DETECTORS. You deserve the best! Free literature, FRL, Dept. PE-4, P.O. Box 490, Belmont, CA 94002.

TREASURE Hunters! Prospectors! Rockhounds! Hobbyists! Find gold, silver, relics with world famous Detectron Metal Detectors. Free information. Delivery immediate. Detectron, Dept. 5-PE, Box 243, San Gabriel, Calif. 91778.

TRANSISTORIZED detectors—\$19.95 to \$79.95. Family fun and fortune. Catalog write Treasureprobe PE 21, Tennent, N. J. 07763.

MOVIE FILMS

SAVE A DOLLAR on Pro Sports Films . . . when you send 50¢ for current catalog. Films priced from \$2.50 to \$14.95. Color, B&W, Super 8/8. **SPORTLITE**, Elect. Dept., 20 N. Wacker Drive, Chicago, Illinois 60606.

MUSIC



SONGWriters! POETS!

Spiritual and religious poems and songs wanted for recording by the Chapel Symphony Orchestra and Choir. We pay all recording costs.

Information: Write Dept. PE
CHAPEL RECORDING CO.
P.O. Box 162, Wollaston, Ma. 02170

MUSICAL INSTRUMENTS

30% DISCOUNT name brand musical instruments. Free catalog. Freeport Music, 127-N Sunrise Highway, Freeport, N.Y. 11520.

WHOLESALE! Professional Amplifiers, PA Systems, Guitars. Free Catalog. Carvin, Escondido, Calif. 92028.

FREE Catalog. Electronic musical accessory kits. PAIA Electronics, Box A14359, Oklahoma, OK 73114.

MAGNETS

MAGNETS. All types. Specials—20 disc magnets, or 2 stick magnets, or 10 small bar magnets, or 8 assorted magnets, \$1.00. Maryland Magnet Company, Box 192H, Randallstown, Maryland 21133.

MISCELLANEOUS

WINEMAKERS: Free illustrated catalog yeasts, equipment. Semplex, Box 12276, Minneapolis, Minn. 55412.

GUIDE TO EARNING EXTRA INCOME

A Ziff-Davis Publication



All new—first time ever published! Everything you need to know about full and part time money-making. How to start your own mail order business • 22 proven and profitable home business ideas • How to earn extra \$'s • Franchising • Vending machines • Advice on cutting living costs. Only 75¢.

Order from Ziff-Davis Service Division,
595 Broadway, New York, New York 10012.

Enclose an additional 25c for postage and handling.

POPULAR ELECTRONICS

Including Electronics World

MAY 1972

ADVERTISERS INDEX

| READER SERVICE NO. | ADVERTISER | PAGE NO. |
|--------------------|--|---------------------------------------|
| 1 | Allied Radio Shack | 67 |
| 2 | Allied Radio Shack | 79 |
| 3 | B. & F. Enterprises | 103 |
| | Bell & Howell Schools | 90, 91, 92, 93 |
| 4 | Bose | 65 |
| | Burstein-Applebee Co. | 80 |
| | CREI, A Division of the McGraw-Hill Continuing Education Company | 72, 73, 74, 75 |
| 5 | Center for Technical Development, Inc., The | 23 |
| 6 | Cleveland Institute of Electronics | 18, 19, 20, 21 |
| 7 | Cobra Communications, Dynascan Corporation | 11 |
| 8 | Datak Corporation, The | 96 |
| 9 | Delta Electronics Co. | 101 |
| 10 | Delta Products, Inc. | 13 |
| 11 | EICO | 96 |
| 12 | Edmund Scientific Co. | 108 |
| 13 | EI Instruments, Inc. | 69 |
| 14 | Electro-Voice, Inc. | 14 |
| 15 | GC Electronics | 94 |
| | Grantham School of Engineering | 7 |
| 16 | Greenlee Tool Co. | 79 |
| 17 | Gregory Electronics Corp. | 106 |
| 18 | Heath Company | 86, 87 |
| 19 | ICS School of Electronics | 8, 9 |
| 20 | Jermyn | 70 |
| 21 | Lafayette Radio Electronics | 77 |
| 22 | Liberty Electronics, Inc. | 101 |
| 23 | McIntosh Laboratory Inc. | 81 |
| 24 | Magitran Company, The | 70 |
| 25 | Mallory Distributor Products Company | 82, 83 |
| | National Radio Institute | SECOND COVER, 1, 2, 3 |
| | National Technical Schools | 54, 55, 56, 57 |
| 26 | Nortronics Company, Inc. | 61 |
| 27 | Olson Electronics | 84 |
| 28 | PTS Electronics, Inc. | 88 |
| 29 | Pickering & Co., Inc. | 63 |
| 30 | Poly Paks | 99 |
| 31 | PCA Institutes | 36, 37, 38, 39 |
| 32 | S B E | 77 |
| 33 | Sams & Co., Inc., Howard W. | 17 |
| 34 | Sansui Electronics Corp. | 71 |
| 35 | Shure Brothers Inc. | FOURTH COVER |
| 36 | Solid State Sales | 105 |
| 37 | Sonar Radio Corp. | 81 |
| 38 | Sony Corporation of America | 97 |
| 39 | Stanton Magnetics, Inc. | 16 |
| 40 | TDK Electronics Corp. | 89 |
| 41 | Tab Books | 95 |
| 42 | Techni-Tool, Inc. | 84 |
| 43 | Tri-Star Corporation | 80 |
| 44 | Turner Division, Conrac Corporation | 85 |
| 45 | U.S. Air Force Recruiting Service | 15 |
| 46 | United Audio Products, Inc. | 22 |
| 47 | Utah Electronics Division | 78 |
| 48 | Valparaiso Technical Institute | 88 |
| 49 | Xcelite Inc. | 59 |
| | CLASSIFIED ADVERTISING | 98, 100, 101, 102, 104, 105, 106, 107 |

LIVE IN THE WORLD OF TOMORROW... TODAY! NEW PRODUCTS, NEW MATERIALS, NEW IDEAS!

UNUSUAL & PHYSICAL SCIENCE BUYS

UNIQUE HARD-TO-FIND BARGAINS FOR FUN, STUDY OR PROFIT

\$8.95 ELECTRONIC STROBE



Hand-sized solid state electronic strobe light at fantastically low price. Produces bright psychedelic effects like larger, far more expensive Xenon strobes, yet it's just 2 1/4" x 4" x 1 3/8" thick. Adjustable flash rate approximately 3-10 flashes per second. Make stop motion effects, posters come alive. Great to take with you to parties, dances, outings etc. Requires 2 9v transistor batt. (not incl.). Instructions. Stock No. 41.443AV \$8.95 Ppd.
4 REPLACEMENT LAMPS \$1.00 Ppd.
 P-41.444AV 1.00 Ppd.

ASTRONOMICAL TELESCOPE KITS



Grind your own mirror for powerful telescopes. Kit contains fine annealed pyrex mirror blank, tool, abrasives, diagonal mirror, and eyepiece lenses. Instruments you build range in value from \$75.00 to hundreds of dollars.
 Stock No. 70.003AV \$10.75 Ppd.
 Stock No. 70.004AV \$16.95 Ppd.
 6" dia. x 1 1/2" \$24.50 Ppd.
 Stock No. 70.005AV \$44.50 Ppd.
 8" dia. x 1 3/4" \$44.50 Ppd.
 Stock No. 70.006AV \$44.50 Ppd.
 10" dia. x 1 3/4" \$44.50 Ppd.
 12" dia. x 2 1/4" \$72.50 Ppd.

BLACK-LIGHT MIGHTY MITES



Relatively small (12") fixtures give surprisingly bright black-light. Mirror-finished reflector makes instant starting. 8-watt, high-intensity bulb look like 40-watter. Up to 5,000 hours of safe, long-wave (3660Å) black-light to really turn on parties, light & theatrical shows, psychedelic decors, holiday decorations. Shockproof end-caps remove for safe, easy replacement of bulb and starter. Stands upright or horizontal. Aluminum case.
 Stock No. 71.274AV \$14.95 Ppd.
DELUXE OUTDOOR INDOOR MODEL
 Stock No. 71.299AV \$19.95 Ppd.

UNIQUE LIGHTING HANDBOOK



100 information packed pages! Fully explains latest in psychedelic lighting equipment, techniques, developments. Covers all types of psychedelic light show production including strobes, black lights, projectors, crystals, organic slides, mirrors, color organs, polarized color light boxes, MusicVision, etc. Shows how to "psychedelicize" parties, musical groups, shows or how gatherings. 8 1/2" x 11" looseleaf paper for 3 ring binder.
 Stock No. 9100AV \$3.00 Ppd.

HELIUM BALLOONS MAKE A "BALL"



Anytime there's a balloon the air is festive. Especially when the "air" is helium which makes a balloon party and adventurous. Now here's 25 times the fun—25 various colored balloons of 4, 5, or 6" diameter when inflated. With them, a pressurized (300 lbs./sq. in.) can containing 2 1/2 liters of helium to inflate all 25. For adults or kids' parties, give-aways, bazaars or just demonstrating "lighter than air". Helium is a safe non-toxic inert gas.
 Stock No. 71.289AV \$3.00 Ppd.



MAIL COUPON FOR GIANT FREE CATALOG!

148 PAGES • MORE THAN 4000 UNUSUAL BARGAINS!

Completely new Catalog. Packed with huge selection of telescopes, microscopes, binoculars, magnets, magnifiers, prism photo composites, ecology and Unique Lighting items, parts, kits, accessories—many hard-to-get surplus bargains. 100's of charts, illustrations. For hobbyists, experimenters, schools, industry.

EDMUND SCIENTIFIC CO.

300 Edscorp Building, Barrington, N.J. 08007

Please rush Free Giant Catalog "AV"

Name _____

Address _____

City _____

State _____

Zip _____

EDMUND SCIENTIFIC CO.

ORDER BY STOCK NUMBER • SEND CHECK OR MONEY ORDER • MONEY-BACK GUARANTEE

300 EDSCORP BLDG.
BARRINGTON, NEW JERSEY 08007

CIRCLE NO. 12 ON READER SERVICE CARD

Printed in U.S.A.

3" ASTRONOMICAL TELESCOPE

See moon shots, orbits, stars, phases of Venus, planets close up. 60 to 180 power. Aluminized, overcoated 3" diam. f/10 primary mirror, ventilated cell. Equatorial mount with locks on both axes. 60X eyepiece and mounted Barlow lens. 3X finder telescope, hardwood tripod. FREE! "Star Chart," "Handbook of the Heavens."
 Stock No. 85.050AV \$32.95 Ppd.



DELUXE 3" ASTRONOMICAL TELESCOPE

Stock No. 80.162AV \$59.50 Ppd.
 Stock No. 85.105AV \$94.50 F.O.B.
 Stock No. 85.086AV \$239.00 F.O.B.

LOW-COST DISSOLVE UNIT

Adds professionalism to Light Shows or A/V presentations. Permits synchronized control of 2 projectors for dramatic fade-in fade-out, smooth dissolves. Eliminates eye-fatiguing blackouts! Designed for Kodak Carousel and Ektagraphics slide projectors, unit (3 X 5 1/4 X 6 3/4") permits cont. showing of up to 280 slides. 110-125V, 60 Hz. Cords & instructions.
 Stock No. 71.567AV \$71.50 Ppd.
VERSATILE DELUXE AUTO. UNIT
 Stock No. 71.563AV \$202.00 Ppd.



HI-VOLTAGE ELECTROSTATIC GENERATOR

Van De Graaf low-amp type, 200,000 volt potential, yet completely safe. Demonstrates lightning, St. Elmo's fire, repulsion of charges, electrostatic coil collection, many other electrical wonders. Meter, 110V, 60 cycle, AC, humidity range, 0-100% Current, 1.5 to 2.5 microamps. Aluminum base, frame and charge collector. Unbreakable plastic insulating column, 17" height, 6 3/4" diam. Full instructions.
 Stock No. 70.264AV \$53.75 Ppd.
STARTER ELECTRICITY GENERATOR
 Stock No. 70.070AV \$19.50 Ppd.



"FISH" WITH A MAGNET

Go treasure hunting on the bottom! Fascinating fun & sometimes profitable! Tie a line to our 5 1/4-lb. Magnet—drop it overboard in bay, river, lake or ocean. Trawl it along bottom—your "treasured" haul can be outboard motors, anchors, other metal valuables. 5 1/4-lb. Magnet is way surplus—Alnico V Type—cost \$50. Lifts over 150 lbs. on land—much greater weights under water.
 No. 70.751AV 5 1/2 lbs. \$14.00 Ppd.
 No. 60.215AV 1 1/2 lbs. \$5.75 Ppd.



Stock No. 70.570AV 3 1/2 lbs. (40 lbs.) \$8.75 Ppd.
 Stock No. 85.152AV 15 1/4 lbs. (350 lbs.) \$33.95 F.O.B.

NEW! ELECTRONIC DIGITAL COMPUTER KIT!

Solve problems, play games, predict weather with this actual working model of your electronic brains. Amazing new fun way to learn all about computer programming. Logic, decimal, binary systems. Laws of sets—even do your own programming after completing simplified 116 page instructive booklet. Includes step-by-step assembly diagrams. Circuits easily changed. Readout from illuminated control panel. Res. 2 "D" batt. (not incl. Best model we've seen—for home, school, industry.
 Stock No. 71.434AV (11"X12 1/2"X4") \$31.50 Ppd.



NEW \$99.50 HELIUM-NEON LASER!

Completely assembled, instant-starting w/3X power output of comparable models. Steady, ripple-free light of moderate (safe) power. Excellent collimation. Simple and safe to use. 1 1/2 lb. unit reaches 75% power in 2 secs.; 100% typically 0.5 milliwatt (0.3 minimum) in 3 mins. Beam divergence 2 milliradians—2 cms at 40 ft.



Stock No. 79.004AV \$99.50 Ppd.

44 COLOR FILTER SHEETS, BOOK FORM

Cover entire color range from frost through violets, blues, greens, yellows and reds. Ideal for photographers, artists, teachers, hobbyists, experimenters, science & industry. Measy gauge acetate 0.01 thick, moisture proof, heat resistant. Loose leaf form, sheets easily removed for single or multi-color overlays.



Stock No. 70.638AV \$21.00 Ppd.
 (8"X10")
 Stock No. 60.403AV \$11.25 Ppd.
 (5"X8")


READER SERVICE

FREE INFORMATION

BINAURAL SOUND...

a
remarkable
listening
experience

for
stereo
headphone
owners!



Created specifically for playback through stereo headphones, this unique record presents the listener with sound of unsurpassed realism. It recreates at each of the listener's ears the precise sound that each ear would have heard — independently — at the original scene.

Binaural recording re-creates the directions, distances, and even the elevations of sounds better than any other recording method. The super-realism of binaural recording is accomplished by recording the acoustical input for each ear separately, and then playing it back through stereo headphones. Thus the sound intended for the left ear cannot mix with the sound for the right ear, and vice versa.

Binaural recording offers the listener the identical acoustical perspective and instrument spread of the original. The sound reaching each ear is exactly the same as would have been heard at the live scene.

"MAX" — GENIE OF BINAURAL RECORDING.

"Max," is a specially constructed dummy head, cast in silicone rubber, which duplicates the role of the human head as an acoustical absorber and reflector of sound. Super-precision capacitor microphones were installed in Max's ears so that each microphone would pick up exactly what each human ear would hear. The result is a demonstration of phenomenal recorded sound.

STARTLING REALITY. The Binaural Demonstration Record offers 45 minutes of sound and music of startling reality.

You'll marvel at the eerie accuracy with which direction and elevation are re-created as you embark on a street tour in binaural sound—Sounds Of The City . . . Trains, Planes & Ships . . . a Basketball Game, a Street Parade, a Steel Fabrication Plant, The Bird House at the Zoo—all demonstrating the incredible realism of binaural sound reproduction.

MUSIC IN BINAURAL. The musical performances presented on the Binaural Demonstration Record transport you to the concert hall for a demonstration of a wide variety of music. Selections total 23 minutes, and include examples of jazz, rock, organ, and chamber music.

The Stereo Review Binaural Demonstration Record is the ultimate in sound reproduction. It has been made without compromise for the owner of stereo headphones. If you own stereo headphones, this record is a **must**.

Note: Although headphones are necessary to appreciate the near-total realism of binaural recording, the record can also be played and enjoyed on conventional stereo systems.

**ONLY \$5.98 POSTPAID
SEND NO MONEY**

Use the postage-paid order card located at the top of the flap to the right to order your record. In the event the card has already been detached you can also place your order by circling # 94 on the Information Service Card below. Either way, your selection will be mailed to you along with an invoice for the regular price of only \$5.98 for each record ordered, postpaid.

Binaural Demonstration Record—Circle #94

Popular Electronics


INCLUDING Electronics World

READER SERVICE


FREE INFORMATION

Here's an easy and convenient way for you to get additional information about products advertised or mentioned editorially (if it has a reader service number) in this issue. Just follow the directions below . . . and the material will be sent to you promptly and free of charge.

1. On the attached postage-free card, print or type your name and address on the lines indicated.
2. Circle the number(s) that corresponds to the key number(s) at the bottom or next to the advertisement or editorial mention that is of interest to you. (Key numbers for advertised products also appear in the Advertisers' Index.)
3. Simply cut out the card and mail. No postage required.



"Second Best" is getting better



It used to be that every new cartridge made was doomed to near-obscurity in the monumental shadow of our Shure V-15 Type II Improved Cartridge. The shadow is still there, of course, but with the introduction of our new *M91ED Cartridge*, the "second best" cartridge comes somewhat closer to the performance capabilities of the V-15 Type II—especially in the area of trackability. That's because the M91ED uses some of the same design principles used in the V-15 Type II: among them, a gem-quality diamond stylus tip that is "nude-mounted" directly on the stylus bar—decreasing stylus tip mass and increasing trackability. The M91ED reproduces the high recorded levels of modern pressings with ease—and at tracking forces that reduce record and stylus tip wear to a reassuring minimum. Suggestion: the new M91ED for modest budgets, the V-15 Type II Improved if only state-of-the-art perfection will do.

Shure Brothers Inc.,
222 Hartrey Ave., Evanston, Ill. 60204



CIRCLE NO. 31 ON READER SERVICE CARD