

Popular Electronics

INCLUDING **Electronics World**

TEST REPORTS:

- Advent 201 Cassette Tape Deck
- Eico EC-4700 4-Channel Adapter
- Koss "Red Devil" Headphones
- JFD "Stellar" TV Antenna
- Midland 13-873 CB Transceiver
- Leader LS-5 Electronic Switch
- Simpson 460 Digital VOM



NEW IC's
FOR
COLOR
TV

Solid-State Circuits for
COMMUNICATIONS
RECEIVERS

Electronics
Monitoring For
NUCLEAR
RADIATION
...The Insidious
Polluter

MUSIC SYNTHESIZERS
AND HOW THEY WORK



- Preci
- Sooth

3708015 DICH 245A601 02
REG000462G1044001AB 012
M DELSCHLAGER
BX 243
BROWNS MILLS NJ 08015


firsts

**make learning
Electronics at home
fast and fascinating —
give you priceless
confidence.**

Some NRI **firsts** in training equipment



first to give you Color Television training equipment engineered specifically for education — built to fit NRI instructional material, *not* a do-it-yourself hobby kit. The end product is a superb Color TV receiver that will give you and your family years of pleasure. You “open up and explore” the functions of each color circuit as you build.



first to give you a unique, exciting digital computer *with memory* built especially for home training. You learn organization, trouble shooting, operation, programming as you build and use it. Performs the same functions as commercial computers. Lessons stress computer repair. You conduct a hundred experiments, build hundreds of circuits. A solid-state VTVM is included among ten training kits.

NRI's "discovery" method is the result of over half a century of leadership simplifying and dramatizing training at home

The FIRSTS described below are typical of NRI's half century of leadership in Electronics home training. When you enroll as an NRI student, you can be sure of gaining the in-demand technical knowledge and the priceless confidence of "hands-on" experience sought by employers in Communications, Television-Radio Servicing and Industrial and Military Electronics. Everything about NRI training is designed for your education . . . from the much-copied, educator-acclaimed Achievement Kit sent the day you enroll, to "bite-size" well-illustrated, easy to read texts programmed with designed-for-learning training equipment.

YOU GET YOUR FCC LICENSE OR YOUR MONEY BACK

There is no end of opportunity for the trained man in Electronics. You can earn \$6 or more an hour in spare time, have a business of your own or qualify quickly for career positions in business, industry, government. And if you enroll for any of five NRI courses in Communications, NRI prepares you for your FCC License exams. *You must pass* or NRI refunds your tuition in full. No school offers a more liberal money-back agreement. The full story about NRI leadership in Electronics training is in the new NRI Catalog. Mail postage-free card today. No salesman is going to call.
NATIONAL RADIO INSTITUTE, Washington, D.C. 20016

APPROVED UNDER NEW GI BILL If you have served since January 31, 1955, or are in service, check GI line on postage-free card.

designed from chassis up for your education



first to give you true-to-life experiences as a communications technician. Every fascinating step you take in NRI Communications training, including circuit analysis of your own 25-watt, phone/cw transmitter, is engineered to help you prove theory and later apply it on the job. Studio equipment operation and troubleshooting become a matter of easily remembered logic.

first to give you completely specialized training kits engineered for business, industrial and military Electronics. Shown above is your own training center in solid state motor control and analog computer servo-mechanisms. Telemetering circuits, solid-state multi-vibrators, and problem-solving digital computer circuits are also included in your course.

Popular Electronics

WORLD'S
LARGEST-SELLING
ELECTRONICS MAGAZINE

INCLUDING **Electronics World**

FEATURE ARTICLES

- 26 NUCLEAR RADIATION—INSIDIOUS POLLUTER** *Forest H. Belt*
Many benefits are to be derived from the controlled use of nuclear energy in peaceful applications. Electronics plays a role in keeping pollution down.
- 37 CLASS "E"—CB OF THE FUTURE?**
The possibility of a new band for Citizens Radio Service.
- 40 THE ART AND TECHNOLOGY OF ELECTRONIC MUSIC** *David L. Heiserman*
"Synthetic" music is not ersatz or fake. Properly engineered and competently performed it is genuine and eminently enjoyable.
- 49 COMPUTER CORE MEMORIES STILL HANDMADE**
- 50 NEW IC'S AND CIRCUITS FOR COLOR TV**
Integrated circuits are coming into their own—along with other solid-state devices—to provide improved TV.
- 58 FUNDAMENTALS OF SOLID-STATE RECEIVERS** *Jim White*
An understanding of basics of receiver design shows how new IC's and circuits can improve performance.
- 102 GETTING THE MOST FROM YOUR SERVICE DOLLARS** *John T. Frye*
Mac's Service Shop answers some questions and provides some good advice on getting your TV in working order.

CONSTRUCTION STORIES

- 32 PRECISION LAB POWER SUPPLY** *C. H. Ball, Jr.*
A well-regulated supply of ample capacity (30V and 1.2A) that is a must for the experimenter and service technician.
- 45 BUILD THE SURF SYNTHESIZER** *John S. Simonton, Jr.*
The relaxing sound of the sea on the shore produced electronically.
- 68 TUNER FOR THE NEGLECTED BAND** *Jim White*

ZIFF-DAVIS PUBLISHING COMPANY
Editorial and Executive Offices
One Park Avenue, New York, New York 10016
212 679-7200

William Ziff, President
W. Bradford Briggs, Executive Vice President
Hershel B. Sarbin, Senior Vice President and Secretary
Stanley R. Greenfield, Senior Vice President
Philip Sine, Financial Vice President and Treasurer
Philip T. Heffernan, Vice President, Marketing
Frank Pomerantz, Vice President, Creative Services
Arthur W. Butzow, Vice President, Production
Edward D. Muhlfeld, Vice President, Aviation Division
Irwin Robinson, Vice President, Travel Division
George Morrissey, Vice President
Sydney H. Rogers, Vice President
Lawrence Sporn, Circulation Director

POPULAR ELECTRONICS Including ELECTRONICS WORLD, February 1972, Volume 1, Number 2. Published monthly at One Park Ave., New York, NY 10016. One year subscription rate for U.S., U.S. Possessions and Canada, \$6.00; all other countries, \$7.00. Second class postage paid at New York, N.Y. and at additional mailing offices. Authorized as second class mail by the Post Office Department, Ottawa, Canada and for payment of postage in cash. Subscription service and Forms 3579: P.O. Box 1096, Flushing, NY 11352. Editorial offices for manuscript contributions, reader inquiries, etc.: One Park Ave., New York, NY 10016.

POPULAR ELECTRONICS Including ELECTRONICS WORLD is indexed in the Reader's Guide to Periodical Literature.

Copyright © 1972 by ZIFF-DAVIS PUBLISHING COMPANY. All rights reserved.

EDGAR W. HOPPER
Publisher
WM. A. STOCKLIN
Editorial Director
MILTON S. SNITZER
Editor
LESLIE SOLOMON
Technical Editor
JOHN R. RIGGS
Managing Editor
EDWARD I. BUXBAUM
Art Director

ALEXANDER W. BURAWA
Associate Editor
ANDRE DUZANT
Technical Illustrator
JUDITH L. HOGAN
Editorial Assistant
FOREST H. BELT
JOHN T. FRYE
DAVID L. HEISERMAN
J. GORDON HOLT
RICHARD HUMPHREY
Contributing Editors

JOSEPH E. HALLORAN
Advertising Director
RICHARD J. HALPERN
Advertising Manager
MADELEINE LITTMAN
Advertising Service Manager
STANLEY NEUFELD
Associate Publisher
FURMAN H. HEBB
Group Vice President
Electronics and Photographic

THE SCENES

- 10 STEREO SCENE** *J. Gordon Holt*
Basic troubleshooting for hi-fi
- 64 COMMUNICATIONS SCENE** *Richard Humphrey*
The case for a national CB organization
- 94 TELEVISION SCENE** *Forest H. Belt*
Is the Trinitron tube still a mystery?

PRODUCT TEST REPORTS

- 76 ADVENT 201 CASSETTE TAPE DECK**
- 79 EICO EC-4700 4-CHANNEL STEREO ADAPTER**
- 80 MIDLAND 13-873 SSB/AM TRANSCEIVER**
- 82 KOSS KRD-711 RED-DEVIL STEREO HEADPHONES**
- 84 SIMPSON 460 DIGITAL VOLTOHMMETER**
- 85 LEADER LS-5 ELECTRONIC OSCILLOSCOPE SWITCH**
- 88 JFD STELLAR-2001 ALL-CHANNEL TV ANTENNA**

DEPARTMENTS

- 6 EDITORIAL** *Milton S. Snitzer*
- 8 LETTERS**
- 23 NEWS HIGHLIGHTS**
- 89 OUT OF TUNE**
Pioneer PL-12A Record Player, January 1972
VHF Frequency Converter, December 1971
- 106 ELECTRONICS LIBRARY**
- 112 NEW PRODUCTS**
- 116 NEW LITERATURE**

READER SERVICE CARD ON BACK COVER

Midwestern Office
The Pattis Group, 4761 West Touhy Ave.,
Lincolnwood, Illinois 60644, 312 679-1100
GERALD E. WOLFE, DICK POWELL
DICK GOVATSKI, MANLEY LUDWIG

Western Office
9025 Wilshire Boulevard, Beverly Hills, California 90211
213 CRestview 4-0265; BRadshaw 2-1161
Western Advertising Manager, BUD DEAN

Japan: James Yagi
Oji Palace Aoyama; 6-25, Minami Aoyama
6 Chome, Minato-Ku, Tokyo 407-1930/6821

Ziff-Davis also publishes Boating, Car and Driver, Cycle, Flying, Modern Bride, Popular Photography, Skiing, and Stereo Review.

Forms 3579 and all subscription correspondence should be addressed to POPULAR ELECTRONICS Including ELECTRONICS WORLD, Circulation Department, P.O. Box 1096, Flushing, NY 11352, Please allow at least eight weeks for change of address. Include your old address, as well as new—enclosing, if possible, an address label from a recent issue.

Editorial contributions must be accompanied by return postage and will be handled with reasonable care; however, publisher assumes no responsibility for return or safety of art work, photographs or manuscripts.



Member Audit Bureau
of Circulations



Editorial

By Milton S. Snitzer, Editor

NEW DEVELOPMENTS IN AUDIO

When we visited the Audio Engineering Society Show not long ago, we found lots of interest in things old and new. For example, one of the technical sessions featured a paper on a "Modulated Air Flow Direct Radiator Loudspeaker" by Dr. Harry Olson of RCA Laboratories. The low-frequency speaker uses a high-velocity fan to force air through a rectangular opening whose size is varied. The air-flow woofer, strictly a laboratory development, occupies only one-eighth cubic foot.

Other papers in the same session were analyses of bass-reflex speaker enclosures. Although this type of enclosure has been with us for many years, its operation is still not fully understood. And just now its characteristics are being studied through the use of computer design techniques.

Most of the excitement at the show for audio professionals was in the area of 4-channel or quadraphonic sound. There were professional encoders which take four separate channels from a master tape, encode it by several different matrixing and signal-handling techniques, and produce a 2-channel output containing a mixture of the four channels. The two channels can then be cut onto a disc, a 2-track tape, or transmitted over the air by FM broadcast.

We saw and heard equipment from CBS Labs, Sansui, and Electro-Voice. All of this equipment produced some pretty effective demonstrations of quadraphonic sound. Unfortunately, however, each system uses different matrixing arrangements, gain-riding circuits, and phase shifters to produce what each company considers to be the best results.

All systems claim good compatibility—that is, the encoded signals can be played back on regular 2-channel or even monophonic equipment with little or no loss of information. All systems also claim good separation and no degradation of sound quality. What's more, a number of commercial records or demonstration discs have already been pressed using the various encoders, and four-channel broadcasts using both Electro-Voice and Sansui encoders are being made. While all systems claim stereo and mono compatibility (though CBS Records is making separate discs for 2- and 4-channel use), they are not compatible with each other. That is, a disc encoded with one of these systems will work using a decoder designed for another system, but the results will not be optimum. A step forward in this direction is a recent announcement by Electro-Voice that they have developed a circuit which is fully compatible with the CBS system.

It seems everyone is rushing to be there first—which is a little hard on the consumer, who would best be served by one standardized, agreed-upon system that everyone could use. But in the meantime, if you want quadraphonic sound now, there are plenty of equipment and records around to make it worth your while.

Another introductory offer to new members of the ELECTRONICS AND CONTROL ENGINEERS' BOOK CLUB

	<p>107/971 ELECTRONIC CIRCUITS: PHYSICAL PRINCIPLES, ANALYSIS AND DESIGN By P. M. Chirlian Pub. price, \$15.50 Club price, \$13.25</p>		<p>286/515 INTEGRATED CIRCUITS: A Basic Course for Engineers and Technicians by R. G. Hibberd Pub. price, \$9.95 Club price, \$8.45</p>	
	<p>637/458 DESIGNING WITH TTL INTEGRATED CIRCUITS by Texas Instruments Inc. Pub. price, \$18.50 Club price, \$13.50</p>		<p>497/265 ELECTRONIC SWITCHING, TIMING AND PULSE CIRCUITS, 2/e by Pettit & McWhorter Pub. price, \$12.50 Club price, \$8.95</p>	
	<p>404/437 SOURCEBOOK OF ELECTRONIC CIRCUITS by J. Markus Pub. price, \$19.75 Club price, \$14.75</p>		<p>313/059 HANDBOOK OF SEMI-CONDUCTOR ELECTRONICS, 3/e by P. Hunter Pub. price, \$27.50 Club price, \$21.50</p>	
	<p>259/607 COMMUNICATION SYSTEM ENGINEERING HANDBOOK by D. H. Hamsher Pub. price, \$29.50 Club price, \$22.50</p>		<p>308/470 ACTIVE FILTERS: LUMPED, DISTRIBUTED, INTEGRATED, DIGITAL & PARAMETRIC by L. P. Huelsman Pub. price, \$16.50 Club price, \$13.95</p>	
	<p>158/215 AN INTRODUCTION TO ELECTRONIC COMPUTERS, 2/e by G. B. Davis Pub. price, \$12.50 Club price, \$9.30</p>		<p>124/035 HANDBOOK OF PHYSICS, 2/e by Condon and Odishaw Pub. price, \$34.75 Club price, \$14.95</p>	
<div style="border: 2px solid black; padding: 10px; transform: rotate(-5deg);"> <h2 style="font-size: 48px; margin: 0;">ANY ONE</h2> <p style="font-size: 24px; margin: 0;">of these great professional books</p> <p style="font-size: 48px; margin: 0;">for only \$ 1.00</p> <p style="font-size: 24px; margin: 0;">VALUES FROM \$9.95 to \$34.75</p> <p style="text-align: center; font-weight: bold; margin: 10px 0 0 0;">Special \$1.00 bonus book comes to you with your first club selection</p> </div>		<p>494/754 ENGINEERING MANUAL, 2/e by R. H. Perry Pub. price, \$12.50 Club price, \$9.95</p>		<p>621/616 WAVE GENERATION AND SHAPING, 2/e by L. Strauss Pub. price, \$16.50 Club price, \$13.95</p>
		<p>654/301 ENGINEERING MATHEMATICS HANDBOOK by J. J. Tuma Pub. price, \$9.95 Club price, \$8.45</p>		<p>209/731 STANDARD HANDBOOK FOR ELECTRICAL ENGINEERS, 10/e by Fink and Carroll Pub. price, \$32.50 Club price, \$24.95</p>

Save time and money by joining the
Electronics and Control Engineers' Book Club



MAIL THIS COUPON TODAY

HERE is a professional club designed specifically to meet your day-to-day engineering needs by providing practical books in your field on a regular basis at below publisher prices.

How the Club operates: Basic to the Club's service is its publication, the *Electronics and Control Engineers' Book Club Bulletin*, which brings you news of books in your field. Sent to members without cost, it announces and describes in detail the Club's featured book of the month as well as alternate selections which are available at special members' prices.

When you want to examine the Club's feature of the month, you do nothing. The book will be mailed to you as a regular part of your Club service. If you prefer one of the alternate selections—or if you want no book at all for that month—you notify the Club by returning the convenient card enclosed with each *Bulletin*.

As a Club member, you agree only to the purchase of four books over a two-year period. Considering the many books published annually in your field, there will surely be at least four that you would want to own anyway. By joining the Club, you save both money and the trouble of searching for the best books.

ELECTRONICS AND CONTROL ENGINEERS' BOOK CLUB
582 Princeton Road, Hightstown, N.J. 08520

Please enroll me as a member of the Electronics and Control Engineers' Book Club and send me the two books indicated below. I am to receive the bonus for just \$1.00, and my first selection at the special Club price shown. These books are to be shipped on approval, and I may return them both without cost or further obligation. If I decide to keep the books, I agree to purchase as few as four books during the next two years at special Club prices (at least 15% below list).

Write Code No. of
bonus book
here

Write Code No. of
first selection
here

Name _____

Address _____

City _____

State _____ Zip _____


E33172

CIRCLE NO. 19 ON READER SERVICE CARD

Johnson put it all together.

□ low band and high band channels in any combination □ base and mobile operation with built-in power supply □ auto-scan with push-button "lock out" plus manual "lock in"

new
Duo-Scan™
\$169.95




Eight VHF FM channels, in any combination of high and/or low band, keep you on top of all the action. Operates mobile or base with performance features previously found only in professional public safety radio equipment. Two ceramic filters give unsurpassed adjacent channel rejection. Integrated circuit symmetrical limiting makes it really quiet. 0.4 μV sensitivity lets you hear what others miss. Powerful transistor audio produces clear, undistorted sound. The new Duo-Scan puts it all together, for just \$169.95 (less crystals).



E. F. JOHNSON COMPANY
WASECA, MINNESOTA 56093

CIRCLE NO. 25 ON READER SERVICE CARD



PATENT ATTORNEY GIVES FREE ADVICE

I am constantly reading non-professional advice about inventions and patents. Reading greatly over-simplified material, the inventor can be lulled into the complacent belief that the whole matter is really quite simple; but patents are extremely complex matters. Mr. A. S. Dubar, in an Interface letter [July 1971] mentions the Patent Office "Disclosures Document Program" and writes: "The inventor can then describe his invention to possible manufacturers without fear of loss of his patent office disclosure." Nothing could be further from the truth.

If an inventor does nothing more than disclose his invention, he is extremely vulnerable to complete loss of his invention and any patent rights he might seek. If he goes no further than writing his disclosure, no matter how well it can be proved, another person, by reducing the invention to practice or by filing a patent application, can take over the entire invention both properly and legally.

An inventive concept is not a completed invention. In order for the original inventor to protect his rights, he must diligently perfect his invention or file a patent or file a patent application. Even then he has no assurance that a patent will be granted.

My advice is: Beware of over-simplifications!

ALFRED W. BARBER
Registered Patent Attorney
Flushing, N.Y.

Very true! In fact, in November's "Opportunity Awareness", Dave Heiserman gave quite a bit of helpful information on how to obtain a patent—his most important point being that the very first step is to consult a registered patent attorney.

NO CHANGES NEEDED

I built "The Drummer Boy" (July 1971) from a kit which I purchased from PAIA Electronics, Inc. I am happy to report that it worked perfectly the first time I turned it on and adjusted it. I connected the Drummer Boy

to my wife's Thomas organ, and she is very pleased with the way it works.

In the October 1971 issue, some corrections to the Drummer Boy were given (Out Of Tune). I can see no reason for making any changes since it works just fine.

F. RIESE SWEARINGEN
Miami Springs, Fla.

Reader Siewaringen has put his finger on one of the most important benefits that can be derived from purchasing a kit of parts from the sources listed in POPULAR ELECTRONICS construction articles. This is that any errors which inadvertently creep into the article or any changes that will make the project less costly or operate better will become part of the kit. Hence, even though a few errors might have been in the published article, the kit and instructions that accompanied it took into account those errors.

MAIL-ORDER PARTS

It sometimes happens that electronics hobbyists who buy parts via mail experience slow delivery. The result is often a flow of nasty letters to the supplier, the magazine involved, the Better Business Bureau, etc., if the parts do not arrive within a reasonable time.

Being a parts supplier (we furnished the kit for the "Underwater Fish Detector," August 1971), I am painfully aware of this situation. On one hand, I feel personally responsible to the people who have sent in their hard-earned money for the kit; but on the other hand, I wonder how my suppliers, distributors, and original equipment manufacturers feel about the spot they have put me in by failing to ship to me for some reason or another.

One company has been promising for months to ship me 250 potentiometers. Although we have finally received 150 pots, we are again hearing a story about future delivery delays. Consequently, we have been forced to ship out about 70 kits without the pot and to ship, at our own expense, the pots when we receive them.

I would like to thank our many customers for their patience and to assure them that they have not been forgotten.

W.L. GREEN
President
Alpha Research Corp.

U-CHANNEL SUPPLIERS

Where can I buy the $\frac{3}{8}$ " x $\frac{1}{2}$ " aluminum U-channel specified for the booms in the "Mini-Pyramidal UHF TV Antenna" article (December 1971)? No one in my area handles this item.

PAUL BOGDANOFF
Philadelphia, Pa.

Try your local hobby shop or curtain rod supplier.

FEBRUARY 1972



The secret of teaching yourself music

It's just organized common sense, says this 70-year-old home-study school. Their word-and-picture instructions take the mystery out of learning the piano, guitar, or any of 8 other instruments.

It may seem odd at first—the idea of teaching yourself music. You might think you need an expensive private teacher to instruct you—and to tell you when you make a mistake.

But the fact is, you don't. Thousands have learned music with the lessons we give by mail. So can you.

The secret lies in the step-by-step way our lessons teach you. Starting from scratch, they show you with simple words and pictures exactly what to do. You learn to play the right way—by note, from sheet music. Without gimmicks or gadgets.

How do you know you're doing it right? Easy. A lot of the tunes you'll practice first are simple songs you've heard many times. So you'll know when you've "got them right."

Then, once you get used to playing correctly by note, you move on to more advanced pieces. Before too long, you're playing any kind of music you like. Popular. Folk. Classical. Hymns.

For more information, just mail the coupon. We'll send you our free booklet, *Be Your Own Music Teacher*, and a free Piano "Note-Finder." No obligation.

U.S. School of Music. Estab. 1898, Lic. by N.Y. State.

U.S. School of Music

Port Washington, New York 11050

I'm interested in learning to play the instrument checked below. Please send me your FREE booklet, *Be Your Own Music Teacher*, and a free Piano "Note-Finder." I am under no obligation. Check the instrument you would like to play: (check only one)

- | | | |
|---|---------------------------------------|------------------------------------|
| <input type="checkbox"/> Piano | <input type="checkbox"/> Steel Guitar | <input type="checkbox"/> Accordion |
| <input type="checkbox"/> Guitar | <input type="checkbox"/> Saxophone | <input type="checkbox"/> Mandolin |
| <input type="checkbox"/> Organ—pipe, | <input type="checkbox"/> Violin | <input type="checkbox"/> Clarinet |
| <input type="checkbox"/> electronic, reed | | <input type="checkbox"/> Ukulele |

Print Name _____ Age _____

Address _____

City _____ State _____ Zip _____

Accredited Member, National Home Study Council
©1969 U. S. School of Music 3732



For 8-page test reports booklet and a 12-page brochure on the Zero 100 and the entire Garrard series mail to British Industries Company, Dept. B232, Westbury, N. Y. 11590.

Name _____
Address _____
City _____
State _____ Zip _____



A genuine step upward in automatic turntables

GARRARD ZERO 100

The only automatic turntable with Zero Tracking Error

\$18950

less base and cartridge

Mfg. by Plessey Ltd. *Dist. by British Industries Co.

FEBRUARY 1972

11



Stereo Scene

By J. Gordon Holt

ONE of the most attractive features of solid-state circuitry is supposed to be its dependability. Tubes were nice in many respects (and indeed, some tube-type

things we do not even care to admit to our best friends (like leaving the tape switch in the monitor position while trying to listen to FM).

Now, Find the Circuit You Need—in Minutes!



ALL NEW!

Over 3,000 advanced electronic circuits in one master volume. Locate any application in minutes. Beats any computer retrieval system now in existence—for speed... variety and range of circuits offered.

JUST OFF PRESS!

Electronic Circuits Manual

by John Markus

Over 950 pp., 8½"x11", \$19.75
More Than 3,000 Illustrations

For hobbyists... experimenters... engineers... technicians. Includes all latest developments in solid-state components... integrated circuitry electronic tube designs. First use pays for book many times over.

115 new operational amplifier circuits... 93 motor control circuits... 39 lamp dimmer circuits... 56 automotive circuits... 23 optoelectronic circuits... 64 counter circuits—and over 2,000 more!

Special Features

- 99 chapters group similar circuits for easy comparison
- Complete data on all component values
- Concise descriptions of significant circuit features, performance and operating data, and source citations
- Circuits arranged for quick, accurate evaluation of advantages and drawbacks
- Many outstanding designs from other countries

Partial Contents: Audio Control Circuits... Automotive Control & Ignition Circuits... Code Circuits... Flasher Circuits... Hobby Circuits... High-voltage Circuits... Lamp Control & Dimmer Circuits... Metal Detector Circuits... Power Supply Protection Circuits... Tachometer Circuits... Telephone Circuits... and many, many more!

10-Day Free Trial-Order Today!

McGraw-Hill Book Company
330 W. 42nd St., N.Y., N.Y. 10036

Please send me *Electronic Circuits Manual* (040444-5) for 10 days on approval. At the end of that time I will remit \$19.75 plus local tax, postage, and handling or return the book and owe nothing. (This order subject to acceptance by McGraw-Hill.)

Name

Address

City

State Zip

Offer good only in the U.S. 23-PE-272

CIRCLE NO. 29 ON READER SERVICE CARD

the loudspeakers are connected (or headphones plugged in) and that every tape monitor switch in the system is set where it belongs. Many add-on devices like equalizers have their own monitor switches, duplicating the function of the one on the amplifier, and it is easy to remember one and forget the other.

If everything is still dead, start dismantling. Remove all plugs from the amplifier's tape-out and tape-in receptacles, set its monitor switch to source or input, plug a high-level source (which could be your recorder's preamp outputs) into the tuner or aux inputs, and set the source selector appropriately. If you get sound now, you may have had the tape recorder connections reversed, or you may have a condition whereby the tape output connections are shorting the signals to ground. (Some tape recorders, for example, ground their input connection when they are set for playback.)

If there is still no sound with this basic system hookup, look for a burned-out tube (if you have any in the system) or resign yourself to the possibility of a power supply repair.


If your preamp and power amplifier are separately powered, a further check will show which of these is the offender. Unplug one cable from its preamp output receptacle and touch its bared tip with your finger. If you get hum, the power amplifier is OK and the preamp is at fault. No hum, and the power amplifier is the troublemaker.

One Channel Dead. This is the most common malfunction in systems that "used to work fine," and one that can tax the patience and ingenuity of any audiophile, particularly when the system happens to be a fairly complex one with all sorts of hang-on accessories and a hopeless tangle of identical-looking interconnecting cables. You can generalize about such a condition, though, with the thought that, if you routinely (or even occasionally) change connections, the trouble is probably a wiring error. Otherwise it is probably a malfunctioning component. In either event, a simple process of elimination will pinpoint the source of the problem.

Wiring errors generally stem from lack of identification of interconnecting cables. Unless they are color coded or tagged at both ends, it is easy to pick up one end

ELECTRONICS TECHNICIANS:

If you really want
to go places in this
Age of Electronics...



EARN YOUR DEGREE

Where will you be five years from today? Still working in a dead-end technician job, OR holding down a comfortable engineering position? The answer will be determined largely by decisions you make now. You can become an electronics engineer, mainly by

STUDYING AT HOME

The Grantham college-level home-study program is presented at the same level as resident college engineering courses. However, the lesson materials are prepared in greater detail and with greater care than is normally the case in resident schools. We teach you step by step; emphasis is on *understanding* rather than memorizing.

Engineers Will Be Needed— Prepare Now

As you know, during the past two years there has been an oversupply of engineers. Now, probably as a result of that condition, the percentage of college students going into engineering has *decreased* by approximately 40%. Also, now the demand for engineers is again increasing and is expected to continue to increase during the foreseeable future. The situation is developing in such a manner that forecasters see a great *shortage of engineers* in the Seventies.

You can't become an engineer in a few short weeks; it takes many months. Therefore, now is the time to get started—to begin studying—in preparation for the greater demand in engineering that is sure to come.

Grantham School of Engineering

• Established in 1951 •



1505 N. Western Ave.
Hollywood, Calif. 90027

CIRCLE NO. 22 ON READER SERVICE CARD

The Grantham Educational Program

The Grantham electronics engineering program is presented in lessons that have been prepared with great care by expert teachers. The lessons place heavy stress on fundamental concepts of logic and mathematics, rather than on superficial manipulative skills. Since these fundamental ideas are largely unfamiliar to technicians, it is necessary to develop them in a systematic manner. This is done in the Grantham lessons.

The Grantham program for the Associate in Science Degree consists of 400 correspondence lessons, followed by a two-week residential seminar at the School.

Accreditation & G.I. Bill Approval

Grantham School of Engineering is a college-level correspondence institution, authorized under the laws of the State of California to grant academic degrees. The School is approved under the G.I. Bill, is accredited by the Accrediting Commission of the National Home Study Council, and is an eligible institution under the Federally Insured Student Loan Program.

For complete details, mail postcard or coupon.

Grantham School of Engineering PE-2-72

1505 N. Western Ave., Hollywood, Calif. 90027

Please send me your free Bulletin which explains how the Grantham educational program can prepare me for a degree in electronics.

- I am a beginner in electronics.
 I have a little experience with electronic equipment.
 I am an experienced electronics technician.

Name _____

Address _____

City _____

State _____

Zip _____

CUSTOM TAPE COMPONENTS



Model 87. Compact, inexpensive, yet highly reliable two speed, two motor open reel tape transport ideally suited for most manual recording/playback applications. Interlocked tape motion and record controls, pause and cue controls. Monaural or stereo head configurations. Available also three motor, electrically controlled series 230 tape transports.



Broadcast quality transports for all NAB type endless loop tape cartridges. Three models — manual, semi-automatic or automatic for broadcast, industrial or commercial applications. Single or dual speed, in monaural or stereo head configurations.



Matching electronics for above. RP 84, professional solid state, monaural record and playback preamplifier for tape transports with two or three heads. Selectable equalization from 1-7/8 to 15 ips. A-B monitor switch. Mixing of line and mike inputs. Bias synch provision for multi-channel applications. Phone jack, VU meter, record light. 30-18,000 Hz \pm 3dB at 7.5 ips. Also model PB-10 playback preamplifier and model PA94F, 8 watt playback amplifier.

For free catalog and price information write

PRODUCTS OF SOUND RESEARCH
TELEX[®]
 COMMUNICATIONS DIVISION

9600 Aldrich Ave. So. • Minneapolis, Minn. 55420

CIRCLE NO. 45 ON READER SERVICE CARD

of a cable and trace it back to the wrong socket. So the recorder's input cable may go to the preamp's tape-out receptacle or the preamp's FM input gets the other end of the cable that goes to its auxiliary input. The long-range answer to this problem is to mark your cables properly at both ends—either with identically colored splotches of paint (sold in little bottles in hobby shops) or with tape or paper labels. With the latter, you can use a ballpoint pen to write such things as “preamp tape out left” and “recorder in left” at opposite ends of the cable. You can also use a more flexible system composed simply of numbers with one cable having 3L at both ends and its mate having 3R at both ends. Then no matter how tangled your cables get, you can always make sure that what comes out of one component goes into the proper receptacle on another component. On the other hand, if you have one dead channel in your system now, you may not be immediately concerned with long-range solutions.

To locate the trouble, then, first establish whether or not the dead channel is out on one input source only or on all inputs. To do this, simply interchange the input connections from the affected source and note if the malfunction is on one side or the other or if it stays put. If it reverses, the trouble affects that source only and is located either in that component or in its interconnections to the preamp. Check to make sure that both interconnecting cables are properly inserted and that the wires coming from that component actually go to their appropriate preamp inputs.

Suppose you do have a tangled mess of cables behind your preamp? How do you know which end of which cable goes where? Set the selector to the desired source, unplug each cable (at the source), and touch the bared tip with your finger. If one doesn't cause a hum, either the cable is open or it is shorted internally, or you're not touching the end of the cable you think goes to that preamp input. To find out which one you are touching, switch inputs until one responds to your touch with the requisite hum. If you're still no further ahead of the game, tag that cable at the loose end and take the time to unravel it from the tangle. It may not be connected to anything. If the interconnections are all OK, then the defect

PUT IT TO THE TEST

Leave it to B&K to come up with a new model 179 FET/VOM with features that almost make it unbeatable at its price. Complete DC voltage ranges from .3V to 1000V; DC current ranges .03 to 300 mA; AC voltage ranges .3 to 1000V and AC current ranges .03 to 300 mA. Resistance 0 to 500 Meg and stable operation 0° to 40°C. Fastest and easiest to use.

The 179 uses Field Effect Transistors for drift-free accuracy. High input impedance minimizes circuit loading. And the 179's super-wide variety of ranges makes this an ideal FET/VOM for shop, lab, production line, or school. Includes mirror scale, and stay-out handle.

Now is the time to update your shop with a stable, protected FET/VOM. And the economical, yet professional B&K 179 is the instrument that will give the most usefulness and satisfaction for your money.



Ask your distributor or write us for catalog.

There is a difference in test equipment... ours works!

B&K Model 179 FET/VOM \$74.95
The new standard of stability

CIRCLE NO. 10 ON READER SERVICE CARD

B&K

A Product of
DYNASCAN CORPORATION
1801 W. Belle Plaine
Chicago, Illinois 60613

CAN YOU QUALIFY

HELP WANTED

CIRCUIT DESIGNERS

Salary:
\$12,000 to \$17,500

Requirements:
BSEE or EQUAL

ANY COMPANY
EVERYWHERE, USA

for a high paying
& secure position
as a...

CIRCUIT DESIGNER?

*Chances
are you
can!*

DEGREE REQUIREMENT WAIVED!

The need for Circuit Designers is so great that employers will put aside the degree requirement to move up or hire men with these skills. In every industry there are men holding these prestigious positions who do not have a degree in engineering. **WHY NOT YOU?**

UP-TO-DATE TRAINING!

Our programs are not a rehash of the electronics you already know, but intensive training in the electronics you do not know. They offer you "hands-on" learning of how to design circuits using the latest devices. Included are: transistors, IC's, FET's, IC power supply regulators, UJT's... plus more. **ARE YOU READY FOR TODAY'S ELECTRONICS?**

LOW COST!

Because these courses are highly specialized, you can choose a curriculum which best suits your needs. And, most important, you can learn at a price you can best afford. **CAN YOU AFFORD TO WAIT ANOTHER DAY?**

FREE! Send for literature on how you can qualify for training as a **CIRCUIT DESIGNER.**



The Center For Technical Development, Inc.

517 E. Main St., Louisville, Oh., 44641

PE22

Gentlemen, please send me complete details on your CIRCUIT DESIGN courses.

Name _____ Age _____

Address _____

Zip _____


CIRCLE NO. 8 ON READER SERVICE CARD

must be in the pickup or tuner or whatever else is involved.

Go to the Other End. Now, assuming that switching inputs did not reverse the affected channel, then there is trouble in the preamp or later in the system. At this point, it is generally best to start at the end of the system and work forward. First, check the most obvious things—unplugged plugs and strands of speaker cable shorting across their terminals. Then interchange the loudspeaker connections at the amplifier, swapping them right for left. If the malfunction then reverses channels, the speakers and their wires are OK and should be restored to their original connections. (Make sure that the ground and zero terminals of each speaker are connected to the corresponding amplifier connections, to maintain correct phasing.) If the same speaker remains dead when the leads are switched, make the same connection reversal at the speakers. If this causes the dead channel to switch sides, that speaker cable has a break in it and should be replaced. If the same channel is still dead, scratch one loudspeaker. Open circuits in speaker cables and entire speaker systems are rare, but they do happen. (Most lose just woofer or tweeter.)

If you've exonerated the speakers and their connections, interchange the channels at the next accessible spot ahead of the power amplifier. With a separate amplifier and preamp, do this between them at the power amplifier, switching left for right. (Make this switch with the system turned off.) If the dead channel changes sides, the power amplifier is OK and the trouble is ahead of it—either in the preamp or in one of the interconnecting cables. To check for the latter possibility, try another cable in the dead channel.

If the trouble appears to be ahead of this point in the system, it is in the preamp. (You've already checked out the input sources.) A common cause of one-channel loss here is an intermittent tape monitor switch, so check this by gently rocking it back and forth to see if it lets the missing signal through in any position. If it does, a squirt of contact cleaner may give it a new lease on life. If not, or if the monitor switch is evidently not the culprit, then the preamp or the whole amplifier will need the ministrations of a competent service technician.



Save money and improve car performance at the same time.

Maintenance costs go down and performance increases when you put a Delta Mark Ten Capacitive Discharge Ignition System on your car.

For eight years we've been telling you about the tremendous advantages of CDI systems. We've promised and delivered better performance for cars, boats and trucks. Hundreds of thousands of satisfied customers testify to that fact. However during these eight years, we've been asked over and over again, "If CDI systems are so great, why doesn't Detroit adopt them?" It's taken a long time, but finally Detroit has recognized the value of the CDI system. Chrysler, long noted for excellence in engineering, is now installing CDIs in new cars. Have you seen their ads? Heard their commercials? They're repeating what we've said for eight years. *CDI systems not only improve performance, but eliminate the need for most tune-ups.* If you're not buying a new car, but want new car performance, put a Mark Ten or Mark Ten B on your present automobile. If you're purchasing a new car with no CDI system, install a Mark Ten or Mark Ten B and enjoy the benefits of low maintenance and increased performance.

HERE'S WHAT A MARK TEN WILL DO FOR YOU:

Mark Ten and Mark Ten B—up to 20% increase in gasoline mileage Eliminates 3 out of 4 tune-ups Installs in only 10 minutes Spark plugs last 3 to 10 times longer Dramatic increase in performance Promotes more complete combustion Instant starts in all weather.

Mark Ten B—Improves combustion, reducing contaminants Handy switch with redundant contacts for instant return to standard ignition Applicable to ANY 12 volt negative ground engine Eliminates starting and idle problems Longer spark duration during cranking and idling.

Superior Products at Sensible Prices

Mark Ten (Assembled) \$44.95
ppd

Mark Ten (Deltakit) \$29.95
ppd

Kit available in 12 volt only,
positive or negative ground

Mark Ten B \$59.95 ppd
(12 volt negative ground only)

Order today!



Dept PE
DELTA PRODUCTS, INC.

P.O. Box 1147 / Grand Junction, Colo. 81501
(303) 242-9000

Please send me literature immediately:

Enclosed is \$_____ Ship ppd Ship C.O.D.

Please send:

___ Mark Ten B @ \$59.95

___ Standard Mark Ten (Assembled) @ \$44.95

___ 6 Volt: Neg. Ground Only ___ Positive Ground

___ 12 Volt: Specify ___ Negative Ground

___ Standard Mark Ten (Deltakit®) @ \$29.95

(12 Volt Positive Or Negative Ground Only)

Car Year _____ Make _____


Name _____

Address _____

City/State _____ Zip _____

**CIRCLE NO. 14 ON
READER SERVICE CARD**

10 Reasons why RCA Home Training is your best investment for a rewarding career in electronics:



Performing transistor experiments on programmed breadboard—using oscilloscope

1 LEADER IN ELECTRONICS TRAINING

When you think of electronics, you immediately think of RCA... a name that stands for dependability, integrity, and pioneering scientific advances. For over half a century, RCA Institutes, Inc., a subsidiary of RCA, has been a leader in technical training.

2 RCA AUTOTEXT TEACHES ELECTRONICS FASTER, EASIER, ALMOST AUTOMATICALLY

Beginner or refresher. AUTOTEXT, RCA Institutes' own method of programmed Home Training will help you learn electronics more quickly and with less effort, even if you've had trouble with conventional learning methods in the past.

3 WELL PAID JOBS ARE OPEN TO MEN SKILLED IN ELECTRONICS

RCA Institutes is doing something positive to help men with an interest in electronics to qualify for rewarding jobs in this fascinating field. There are challenging new fields that need electronics technicians... new careers such as computers, automation, television, space electronics where the work is interesting and earnings are greater.

4 WIDE CHOICE OF CAREER PROGRAMS

Start today on the electronics career of your choice. On the attached card is a list of "Career Programs", each of which starts with the amazing AUTOTEXT method of programmed instruction. Look the list over, pick the one best suited to you and check it off on the card.

5 SPECIALIZED ADVANCED TRAINING

For those already working in electronics or with previous training, RCA Institutes offers advanced courses. You can start on a higher level without wasting time on work you already know.

6 PERSONAL SUPERVISION THROUGHOUT

All during your program of home study, your training is supervised by RCA Institutes experts who become personally involved in your efforts and help you over any "rough spots" that may develop.

7 HANDS-ON TRAINING

To give practical application to your studies, a variety of valuable RCA Institutes engineered kits are included in your program. You get over 250 projects and experiments and as many as 22 kits in some programs. Each kit is complete in itself. You never have to take apart one piece to build another. They're yours to keep and use on the job.

8 FCC LICENSE TRAINING—MONEY BACK AGREEMENT

Take RCA's Communications Career program—or enter with advanced standing and prepare immediately for your 1st, 2nd, or 3rd class FCC Radio Telephone License examinations. RCA Institutes money-back agreement assures you of your money back if you fail to pass the FCC examination taken within 6 months after completing the course.

9 CONVENIENT PAYMENT PLANS

You get a selection of low-cost tuition plans. And, we are an eligible insti-

tution under the Federally Insured Student Loan Program.

10 RCA INSTITUTES IS FULLY ACCREDITED

RCA Institutes is an accredited member of the National Home Study Council. Licensed by N. Y. State—courses of study and instructional facilities are approved by the State Education Department.

**VETERANS: TRAIN
UNDER NEW GI BILL**

SEND ATTACHED POSTAGE PAID CARD TODAY! FREE DESCRIPTIVE BOOK YOURS WITHOUT OBLIGATION!

If reply card is detached, send this coupon today.

RCA INSTITUTES, INC.
DEPT. 694-202-0
320 W. 31 ST.
NEW YORK, N. Y. 10001

Please send me FREE illustrated career catalog. I understand that I am under no obligation.

Name _____

Address _____


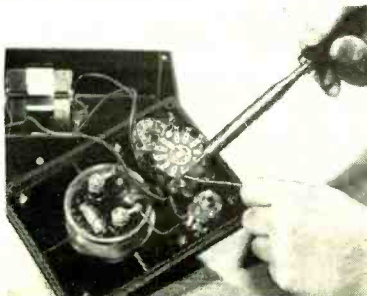
City _____

State _____ ZIP _____

Age _____

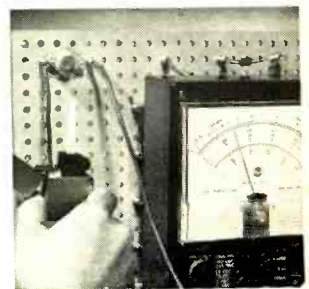
Veterans: Check here

Construction of Multimeter.



Construction of Oscilloscope.

Temperature experiment with transistors.



Going 4channel?



Four channel sound means four speakers in one room... It's no problem when they look like these... Empire's world-famous speaker systems fit everywhere and reproduce everything. They thrill you to the kind of sound no box-type speaker can deliver. In Empire's stereo cylinder, the woofer faces down for bass so live it gives you goosebumps. There is no ugly grill cloth, the handsome finish goes all the way around, and the marble top is meant to be used. Available in satin walnut or antique oak finish. Priced from \$109.95. For information and further details, write Empire Scientific Corp., 1055 Stewart Ave., Garden City, N. Y. 11530.

empire

Mfd. U.S.A.



CIRCLE NO. 20 ON READER SERVICE CARD



News Highlights

RCA Records Comes Out for Discrete 4-Channel Disc

At a recent press conference, RCA Records came out strongly for the discrete 4-channel disc pioneered by the Victor Company of Japan (JVC) rather than for any of the matrix methods that have been proposed. They described the matrix method as offering "the compromise of electronically processed sound which only simulates a 4-channel effect." RCA gave a progress report in which they reported that the disc could become a marketable reality in the not-distant future, after the mechanical compatibility problems have been completely solved. Because of the very high frequencies on the disc (up to about 50,000 Hz), record wear and cartridge design have been problems but these are both headed for solution, according to RCA. The idea is to produce a single record for each release that would be playable on discrete 4-channel or stereo equipment so that the record dealer will have but a single inventory. Playback equipment from JVC and Panasonic were also demonstrated. This equipment is expected to be available in a matter of months when the 4-channel records hit the market.

Broadcasters and CATV Operators Agree on Rules

A compromise agreement between TV broadcasters and CATV operators should pave the way for future growth of cable TV. Cable companies will be allowed to offer two out-of-town broadcasts to big-city viewers in addition to all the local channels and the operator's own programs. In the 50 largest-market cities, copyright restrictions will limit imported programs to those for which local broadcasters have not already bought exclusive rights. Also, some form of compensation to film copyright owners will have to be negotiated by the CATV operators. The FCC is expected to issue new rules shortly based on the compromise agreement which has been worked out.

Sony Plans Color-TV Plant in U.S.

Sony Corporation announced recently that it is planning to construct a facility in suburban San Diego, Calif. to assemble color television sets. Operations are scheduled to begin in May of this year. Although the initial production target of the new plant will be 5000 Trinitron color television sets per month, it will have a potential capacity of assembling up to 20,000 sets per month. The plant will be about 140,000 square feet in area and will be constructed in a manner to allow for future expansion. It will be owned and operated by Sony's wholly owned subsidiary, Sony Corporation of America.

Laser Recorder for Business Machines

What is claimed to be the first practical laser recorder for use with business machines has been developed by Datalight, Inc. of Bloomfield, Conn. The system, named "Datawrite," uses a low-power laser to write directly on dry process recording media, and therefore produces instantaneous copy. High-speed performance is made pos-

sible by the use of acousto-optic laser deflection and modulation. This technique uses the interaction of high-frequency acoustic waves with the laser beam in a solid medium to control laser brightness and direction. The system writes alphanumeric, graphics or digital words from computer data at speeds consistent with the fastest digital equipment. Applications include phototypesetters, non-impact printers, digital storage systems and displays.

Holography Inventor Awarded Nobel Prize

Dr. Dennis Gabor, staff scientist for CBS Laboratories, has been awarded the 1971 Nobel Prize for Physics for his invention of holography. Dr. Gabor invented the lensless photographic technique of producing three-dimensional images by light-wave interference patterns some 23 years ago. But it was not until the laser emerged much later that practical holographical techniques became possible. Holography has since become a tool for use in industry, science and government, and has found practical applications in such areas as color television and medicine. Dr. Gabor worked out the mathematical basis for holography when he discovered how to reconstruct images of objects from the light-wave interference patterns. He used this interference principle to construct the first hologram in 1948, which he named after the Greek word "holos" meaning whole.

Teleprompter Guilty of Bribery

The Teleprompter Corporation and its board chairman, Irving B. Kahn, were found guilty in New York Federal Court of bribing city officials to obtain a CATV franchise in Johnstown, Pa. Two of the officials involved, the former mayor and city councilman, pleaded guilty to a conspiracy charge at the start of the trial and testified for the prosecution. Lawyers for the Teleprompter Corp. stated that the corporation and its board chairman were victims of economic extortion by the officials in return for an exclusive cable television franchise.

Thermal Duplication of Video Tape

DuPont Co. has been granted a U.S. patent on its thermal method for duplication of chromium dioxide magnetic tape. The process, known as thermoremanent duplication, is based on the particular magnetic properties of chromium dioxide, used in the company's Crolyn magnetic tape. The process can duplicate video tape at least 10 to 15 times faster than present electronic methods without loss of quality. Application of the technology should play an important role in the growth of the large consumer market predicted for pre-recorded video cassettes. Sony, Philips, Memorex, Ampex and BASF are companies which hold licenses from DuPont to make, use and sell chromium-dioxide-based magnetic tape products. In addition, the company itself supplies video and audio wide tape stock or finished tape.

Superscope Acquires Japanese Stock

In what is said to be the first time in the history of Japan, the Japanese government has permitted a foreign corporation to obtain 50 percent of a publicly listed Japanese company. The foreign corporation in this case is Superscope, Inc. and the Japanese company is Standard Radio Corp. Under the terms of the agreement, Superscope has acquired 5,600,000 shares of Standard's capital stock for an undisclosed sum. Standard Radio has been associated with Superscope as a supplier of moderate priced Marantz products, manufactured by Standard to Marantz engineering specifications. Marantz is a subsidiary of Superscope, Inc.




Ecstasy. At a price that won't cause too much agony.

Before the ecstasy of listening to your new stereo equipment comes, alas, the agony of shopping for it—the frustration of wanting this feature, and that spec. and finding that your budget won't quite cover it.

Sony has something to ease the pain. The STR-6036. An FM Stereo/AM-FM receiver for the man with a small room, a small budget, but big ears nonetheless.

It's an inexpensive receiver that doesn't sacrifice performance, specifications, control flexibility, sound quality, or even looks.

What it does sacrifice, of course, is just a bit of power. The STR-6036 delivers 50 clean watts of IHF dynamic power at 4 ohms*. That's quite enough to drive even most low-efficiency "bookshelf" speakers, even if it's not enough to rival the power company.



or to let you bust your buttons bragging about it.

The tuner, though, makes no concessions: It has a sensitive, overload-proof FET front end. And ceramic i.f. filters that increase selectivity and never need realignment. Plus a tuning meter for both AM and FM.

The controls have all the flexibility you'd expect from Sony: tape monitor, main/remote speaker selector, switchable loudness, even front-panel microphone input jacks.

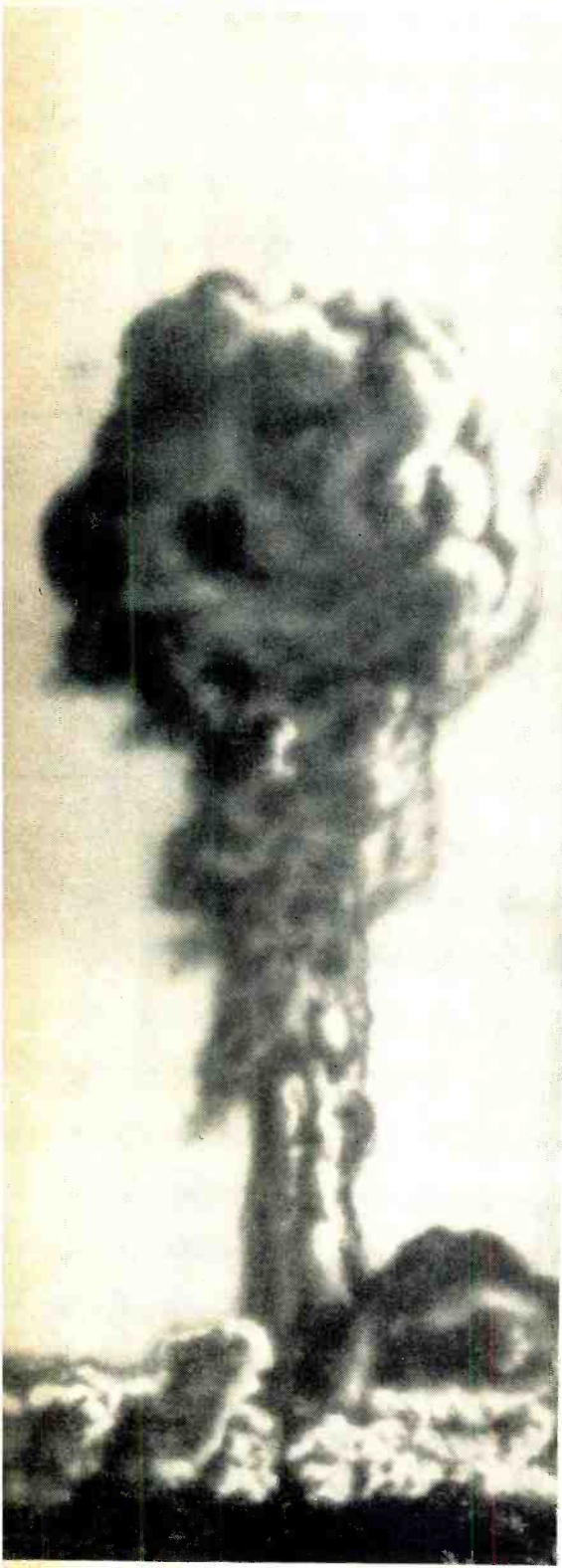
And the control feel is typical Sony, too—firm, silky-smooth and positive. So the pleasure begins at your fingertips, even before your ears can start

enjoying. Your pleasure will deepen to ecstasy when you hear the low price. As will your dealer's when you buy one. Sony Corporation of America, 47-47 Van Dam Street, Long Island City, N.Y. 11101.

*IHF standard constant supply method.

The SONY® 6036 Stereo Receiver

CIRCLE NO. 41 ON READER SERVICE CARD



MOST people relaxed and quit worrying about fallout and the “bomb” nearly a decade ago. The Limited Test Ban Treaty (June 1963) ended atmospheric testing of nuclear weapons. Only Red China and France have exploded bombs since then with predictable radio-active clouds wafting across continent and ocean.

In spite of the “now” issues, the spectre of harm from nuclear radiation is still with us. Tests of nuclear explosives continue, although most are performed underground. Nuclear power plants dot the nation. The result is that *chances* of radiation pollution keep mounting.

Some scientific authorities say that we relaxed under false assurances. The Atomic Energy Commission keeps telling us that none of today’s uses of nuclear energy present any significant danger. Yet, the evidence keeps piling up that potential radiation danger lurks in peaceful uses of nuclear power.

We have accumulated more knowledge of the Hiroshima/Nagasaki survivors and their descendants. Some genetic consequences were already acknowledged. We know now that even the grandchildren of the survivors are affected. Abnormalities include birth defects, stillbirths, and heredity-related diseases. Lately, cancers began appearing in the bomb victims themselves, and at a rate greater than the national average for all of Japan. And the incidence of the disease is roughly proportional to the amount of radiation the survivors received during the five-year period following the bombings. Accelerated aging is noticeable in some victims who were exposed to fallout when they were very young.

Consequences like these, turning up so long after exposure, require that we re-evaluate our thinking. What illnesses will workers near radioactivity contract? What effects will they have on their offspring in the future.

Electronics helps
monitor and control
contamination you can’t see,
hear, taste, smell, or feel

BY FOREST H. BELT

Proponents of more nuclear power put forth a *threshold* theory which assumes that there is some small radiation dosage below which effects are zero. This concept is based mainly on the lack of any immediate symptoms when the radiation dose is very low. But evidence gathers for the *linear* theory; that radiation-related diseases and genetic aberrations increase in proportion to the radiation one accumulates, even to the most minute dosage. This means that radiation might have a cumulative effect. It is possible then that future generations will carry the burden of any radiation carelessnesses now.

Radioactive Materials. If neutrons forced out of atoms as a result of nuclear reaction reach the air, they can mix with nitrogen atoms and form carbon-14. This radioactive nuclide has an extremely long life and can be very dangerous to man. Obviously, then, in employing nuclear reactors for peacetime applications, neutron escapes must be prevented.

The decay of uranium-235 also forms variants called isotopes. If the isotopes get out of a reactor, they can carry radiation to us in various ways, mainly by concentrating in our food and water.

Strontium-90, for example, settles to earth where grass absorbs and concentrates it in its blades. Cows grazing on the contaminated grass increase the concentration in their milk. Anyone who drinks the milk gets a hefty dose of the beta rays given off by the isotope. Other nuclides collect in other foods, animals and fish. Many of these nuclides, in addition to giving off beta rays, are contaminated with alpha or gamma radiation.

Beta radiation is not strong. Skin, muscle, and other tissue help to block it when the body is externally exposed. Taken internally, however, strontium-90 settles in bone and muscle where beta rays freely emanate

Editor's Note: There are many benefits to be derived from the peaceful use of nuclear energy, especially in the fields of power generation and medicine. Although this article points out the dangers involved, we can take advantage of the benefits and minimize the hazards by enlisting the aid of electronics and other safeguards in control and monitoring. Those involved with the applications of nuclear energy are well aware of the problems in working with such a potent force. Hence, safe operating practices are observed to keep all hazards to an absolute minimum.

for more than 25 years. This is an open invitation to leukemia and cancer.

The isotope cesium-137 also goes to muscles and bones. Beta and gamma rays from it endure beyond the nuclide's 33-year halflife. (NOTE: Radionuclides are considered to be ineffective after half their atoms have decayed, although some of their rays remain potent for a longer time.) Gamma rays are intensely more penetrating than are beta rays. They can destroy body cells from relatively great distances.

Iodine-131 gathers in thyroid and salivary glands. This isotope has a half-life of only eight days, but gamma and beta rays from it are energetic. They damage sensitive throat cells and trigger thyroid cancer.

Plutonium-239 is the most hazardous by-product of uranium-235 fission. Its halflife is 24,100 years. It is a deadly source of alpha and gamma rays that are so powerful that they still produce lung cancers when the isotope has aged 200,000 years! Exposure to fresh plutonium-239, even briefly, multiplies cancer susceptibility a thousand-fold.

Ionizing radiation produced by atomic decay attacks body cells. Radioactive par-

NUCLEAR RADIATION ...INSIDIOUS POLLUTER

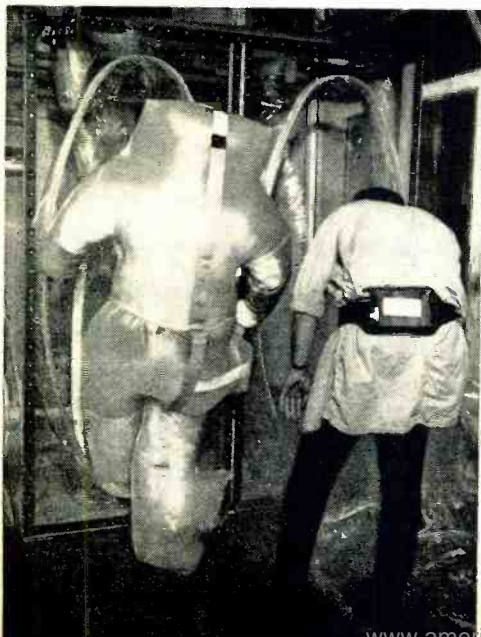
ticles rip electrons out of atoms in cells. Sometimes the shock kills the cell, sometimes it merely fouls up operation. Damaging a body cell sets the stage for cancer and other diseases. Chromosome damage in the reproductive cells leaves consequences that may linger for generations.

Some cell damage self heals. Some damage is irreparable. The body often replaces dead cells, which leads some experts to contend that there is a threshold level below which radiation will do no somatic or genetic damage. True, below certain levels no *immediate* clinical symptoms appear, but radiation doses accumulate and eventually produce effects that *are* noticeable.

Typical Radiation Doses. We cannot see, hear, taste, or feel radiation, but it is always around us. We get yearly background dosages of about 125 millirads—more if we live at high altitudes. (A rad is a measure of radiation standing for Radiation Absorbed Dose and is roughly equal to a Roentgen, or rem, which is a technical unit of radiation. The rad is abbreviated as the letter “r.”)

An average of 50 mr of annual background dosage is due to cosmic radiation from high-energy protons originating in outer space. Another 50 mr or so comes from potassium-40, thorium, and uranium

Two-layer plastic radiation suits reduce exposure danger for workers entering contaminated area. Umbilical tube carries fresh air and communication wiring. On leaving area, worker simply shucks the outer suit. (Photo: US Atomic Energy Comm. Richland Operation)



in the air, soil, and buildings. And about 25 mr comes from inside our bodies. We ingest through breathing, eating, and drinking traces of thorium, potassium-40, carbon-14, and tritium; and there is no way to avoid them.

Whenever we have an X-ray picture taken, we get a dose of radiation. The younger we are, the more damage X-radiation is likely to cause. A study by Dr. Alice Stewart of Great Britain—confirmed by Dr. Brian MacMahon of Harvard—relates X-rays during pregnancy to a rise of cancer and leukemia in children age 10 years and younger.

X-rays are, nevertheless, beneficial diagnostic tools in medicine. The American College of Radiology, however, advocates reduction of per-photo dosage; this will help. X-rays, cobalt-60, and other radioactive isotopes also have high therapeutic value. But in spite of their obvious beneficial qualities, they remain sources of hazardous radiation.

Safety guidelines have been set up by the Atomic Energy Commission, with aid provided by the Federal Radiation Council, the National Committee on Radiation Protection and Measurement, and the International Commission on Radiological Protection. The guideline doses are represented as “safe” exposures. But in light of recent data and experience, some scientists in the nuclear and health fields dispute their safety.

The guidelines suggest that the average dosage for the population at large be less than 170 mr/yr, not counting natural background radiation. Any one person should receive no more than 500 mr/yr, say the guidelines. Individuals in radiation-associated jobs are permitted an “acceptable” dosage of 5000 mr/yr—40 times the background level.

Medical Physicists John W. Gofman and Arthur R. Tamplin of the Lawrence Radiation Laboratory in California make a strong case that even 170 mr/yr can induce an extra 32,000 cancer (plus leukemia) cases annually, representing a 10 percent rise over the usual average. Also, genetic effects might add 150,000 deaths and even more deformities and diseases.

Naturally, nuclear industries take elaborate precautions to maintain exposure below the AEC maximum. Shielding and special suits are used to block nuclear rays. Remote control handling keeps operators away from

critical materials. Instruments monitor radiation levels where contamination might exist or develop. Some cities, like New York, monitor nuclear radiation level constantly. Film badges check the daily and weekly rad dosages of workers who risk exposure. But for the ordinary citizen, the only real safety lies in prevention.

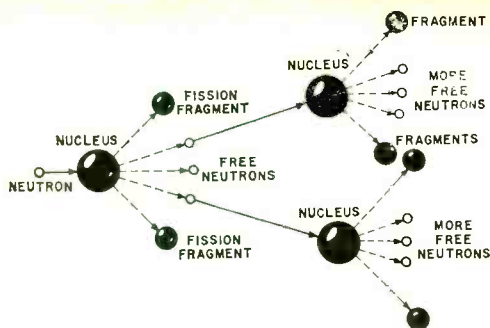
Fission vs Fusion Power. There is currently a big controversy raging with reference to nuclear-electric power plants. The plants may look clean and harmless, but their reactors are sources of radioactive discharges into the surrounding environment. There is also the possibility that accidents caused by man or nature (freak tornadoes, floods, earthquakes, etc.) could spread radiation for miles.

Hauling and storing nuclear leftovers also present pollution hazards. This particular problem worries Kansans around the Lyons salt mines where nuclear waste is being dumped. And there are dangers near plants where reactor fuels are processed.

Many worried citizens want no more nuclear power plants built unless they release no contaminants at all. California, Oregon, Minnesota, and New York City have even legislated moratoriums that are still in the courts.

Meanwhile, power companies state that we must convert to nuclear power because we have enough fossil fuel to carry us through only 200 more years. This is a poor argument considering that we have only 75 years' worth of uranium at our present rate of consumption.

Fast-breeder reactors can develop large quantities of a plutonium-239 byproduct



Nuclear fission occurs when a high-speed neutron splits nucleus of uranium or plutonium. Tremendous energy is released and other neutrons are knocked loose. If released energy is sufficient, chain reaction can occur.


that can be fissioned into other reactors. But plutonium is formidable to store and transport.

Fusion, the thermonuclear reaction used in the hydrogen bomb, offers an alternative. Its deuterium fuel, a heavy isotope of hydrogen, is abundant and relatively inexpensive. A little generates a lot of power, and known accessible reserves could last us 50,000 years. But most promising, for equivalent energy released, a fusion reaction produces about a million times less radioactivity than does a fission reaction.

The problem is that fusion reaction is not easy to produce or control. We have machines that can take care of both jobs on a limited basis, but none is ready for commercial exploitation, nor are they likely to be for a decade or more.

The chief radiation danger from fusion is high-energy neutrons. As already stated,

Nuclear test blast in Nevada near Los Alamos lab had nearby tower that held electronic instruments to measure seismic shock, radiation, etc. (Photo Los Alamos Scientific Lab)



neutrons form carbon-14 in air. Also, neutrons wear out the protective vanadium alloys used in reactors.

Tritium, produced within the reactor, has a half-life of 12.5 years and emits strong beta rays. So, it must be kept from contaminating air or water.

A deuterium-helium thermonuclear reaction can make electricity directly. The method is being worked out at the Lawrence Radiation Laboratory. A plasma is confined in a straight tube called a "magnetic mirror machine." The reaction spews electrons out of the tube into an expansion chamber. Collector electrodes gather positive charges and a charge separator picks up the electrons. Output terminals feed the direct current to whatever load is provided.

Fusion reaction is a relatively "clean" method of generating power, but mechanical problems in employing it on a universal scale are still far from resolved. Consequently, we are stuck with fission reactors to produce energy; so, we are also stuck with the dangers they present—unless legislation eliminates the use of nuclear power plants altogether.

A Growing Tide. We still test nuclear weapons in spite of the April 1970 Treaty on Nonproliferation of Nuclear Weapons and our present Strategic Arms Limitation Talks. Controversial underground tests continue in Colorado and Nevada. And, in early November, a giant 5-megaton thermonuclear device for our anti-ballistic missiles was tested a mile beneath the ground on Amchitka Island. Neither earthquakes nor tidal waves were triggered and the AEC states that no radiation escaped into the atmosphere.

Missile submarines such as the *USS George Washington* and ships like the carrier *USS Enterprise* carry fusion reactors for propulsion. No reactor is entirely "clean": so, only "safe" doses of radiation reach the men who run our nuclear fleet.

The National Aeronautics and Space Administration has a nuclear-powered rocket called NERVA (Nuclear Engine for Rocket Vehicle Application). Nuclear propulsion could considerably shorten trip time between earth and moon. Astronauts already get nearly 1000 mr of radiation exposure on an Apollo trip, mostly from traversing the

Articulated mechanical arms and hands let chemist work with radiopharmaceuticals in safety behind concrete wall and sheets of heavily leaded glass. (Photo: USAEC)





Emergency radiation team members at AEC's Hanford Works show how Geiger and scintillation counters are used to measure radioactive contamination should it get out of control of users of radioactive isotopes. (Photo: Hanford Oregon, Atomic Products Operation)

Van Allen radiation belts. A quicker trip through the belts may balance out the effects of radiation from the engine.

A new nuclear-electric rocket develops only a few pounds of thrust. However, it operates continuously over a long period of time; so, deep-space vehicles could build up extreme velocities over the long haul. Systems for Nuclear Auxiliary Power, or SNAP, thermoelectric generators already make electricity for scientific experiments on the moon. Larger versions might serve earth needs. Our SNAP-27 uses plutonium-239, but scientists are working on safer versions.

The Big Ditch. Massive nuclear explosives offer engineering promise. But radiation problems hamper the use of such power. A detonation in 1967, called "Gasbuggy," attempted to boost gas output of a well in New Mexico. Rulison, a similar project in Colorado, took place in 1969. Unfortunately, the gas released is dangerous; no matter whether fission or fusion explosives were used, tritium or krypton-85 in the gas exposes customers to radiation. Decontamination is too costly or impossible. Tests in oil


fields also flopped; the blasts left too much tritium in the oil output.

The most exciting excavation proposal to date is the large sea-level canal to be cut across Central America to replace the soon-outmoded Panama Canal. Thermonuclear blasts appear to be the only economical means for such difficult digging chores—but not without problems.

Nuclear tests have been detonated above-ground very little since 1963. Engineers are not sure how to deploy the explosives to achieve the desired results. Seismic shock could tear up nearby towns, and the acoustic shock wave has its own dangers. But worse still is the fact that scientists simply cannot produce a radiation-free nuclear explosion. The cleanest fusion explosives still dump neutrons and tritium into the atmosphere.

The new canal is therefore stymied. So are other excavation projects. Truly safe peacetime nuclear technology awaits fission or fusion that does not cause radiation pollution. ♦

Portable radiological survey instruments built by private industry for Oak Ridge National Laboratory. Individual meters are for neutrons, beta and gamma rays, and alpha particles. (Photo: Oak Ridge National Laboratory)



PRECISION LAB POWER SUPPLY

BUILD THIS REGULATED SUPPLY
WHICH DELIVERS UP TO 30V AND 1.2A

BY C. R. BALL, JR.



EVERY electronics hobbyist and service technician needs a bench power supply. To obtain best results, the supply should be completely variable from zero to the maximum voltage used in semiconductor circuits (usually 30 volts), and be capable of delivering enough current to carry normal loads (at least 1 ampere). In addition, the supply should have excellent regulation (both with power-line variations and load changes), minimum ripple and noise, automatic current limiting, and provisions for avoiding damage in case of inadvertent shorts.

The power supply described here meets these requirements. Its output is 0-30 volts with a line or load regulation of 0.02% or 1 mV; 0-1.2 A with line or load regulation of 0.2% or 1 mA. Transient recovery time is less than 25 microseconds, and ripple and noise are less than 0.25 millivolts rms. Cost is less than \$80.

Theory of Operation. The complete schematic of the power supply is shown in Fig. 1. However, its operation can be better understood by referring to the block

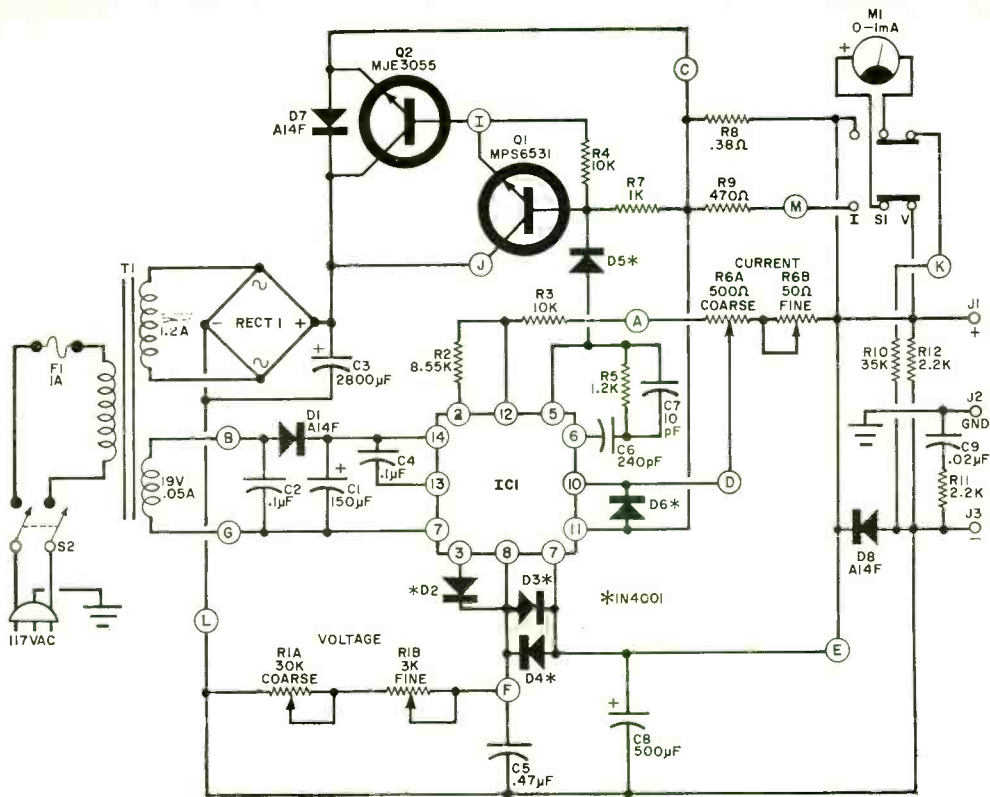


Fig. 1. The use of a recently developed integrated circuit gives the supply its excellent electrical characteristics. The circled letters indicate the connections to the board if you decide to duplicate prototype.

PARTS LIST

- C1—150- μ F, 50-volt electrolytic capacitor
 C2, C4—0.1- μ F, 50-volt disc capacitor
 C3—2800- μ F, 50-volt electrolytic capacitor
 D5—0.47- μ F, 50-volt Mylar capacitor
 C6—240-pF, 500-volt polystyrene capacitor
 C7—10-pF, 500-volt, polystyrene capacitor
 C8—500- μ F, 50-volt electrolytic capacitor
 C9—0.02- μ F, 600-volt disc capacitor
 D1, D7, D8—A14F silicon rectifier diode (GE)
 D2—D6—1N4001 diode
 F1—1A slow-blow fuse and holder
 IC1—Integrated circuit (Becco 670-003)
 J1-J3—Five-watt binding post
 M1—0.1-mA meter (requires scale modification)
 Q1—Transistor (Motorola MPS6531 or HEP736)
 Q2—Transistor (Motorola MJE3055 or HEP5001)
 R1—Dual concentric control, 30,000-3000 ohms
 R2—8550-ohm, $\frac{1}{2}$ -watt 1% metal film resistor
 R3, R4—10,000-ohm, $\frac{1}{2}$ -watt 5% resistor

- R5—1200-ohm, $\frac{1}{2}$ -watt 10% resistor
 R6—Dual concentric control, 500-50 ohms
 R7—1000-ohm, $\frac{1}{2}$ -watt 10% resistor
 R8—0.38-ohm, 10-watt 5% resistor
 R9—470-ohm, $\frac{1}{2}$ -watt 1% resistor
 R10—35,000-ohm, $\frac{1}{2}$ -watt 1% resistor
 R11, R12—2200-ohm, $\frac{1}{2}$ -watt 10% resistor
 RECT1—Bridge rectifier (Varo VS248)
 S1, S2—Dpdt switch
 T1—Power transformer; secondaries: 32V at 1.2A and 19V at 0.05A
 Misc.—Suitable chassis, heat sink (Delco 7281353), power transistor mounting hardware and insulator, silicone grease, capacitor mounting bracket, edge connector (Amphenol 143-010-03), three-wire line cord, wire, solder, etc.
 Note—The following are available from Becco Solid State Systems, P.O. Box 686, Salem, VA 24153: two PC boards (PS30A) at \$4.95; IC1 (670-003) at \$11.50; meter with special scale (650-004) at \$8.50; transformer (101-050) at \$9.70; complete kit of parts including all hardware, nameplates, wire harness, etc. (PS30K) at \$78.40.

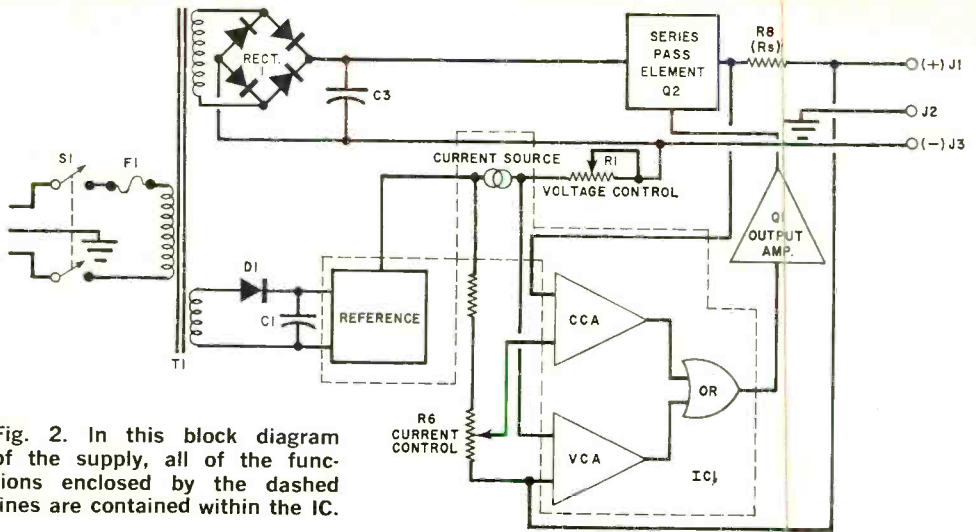


Fig. 2. In this block diagram of the supply, all of the functions enclosed by the dashed lines are contained within the IC.

diagram in Fig. 2. The ac power is applied to transformer *T1*, one of whose secondaries supplies bridge rectifier *RECT1* and filter *C3* to provide unregulated dc for the overall regulator. The other secondary supplies rectifier *D1* and filter *C1* to create the dc power required by the reference voltage regulator in *IC1*.

There are five functional circuits in *IC1*. In addition to the reference voltage regulator, they are a constant-current source, a voltage-controlled amplifier (*VCA*), a current-controlled amplifier (*CCA*), and an OR gate. Transistor *Q1* is an amplifier driven

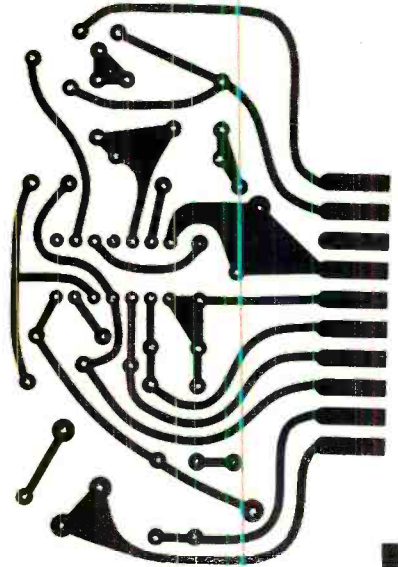
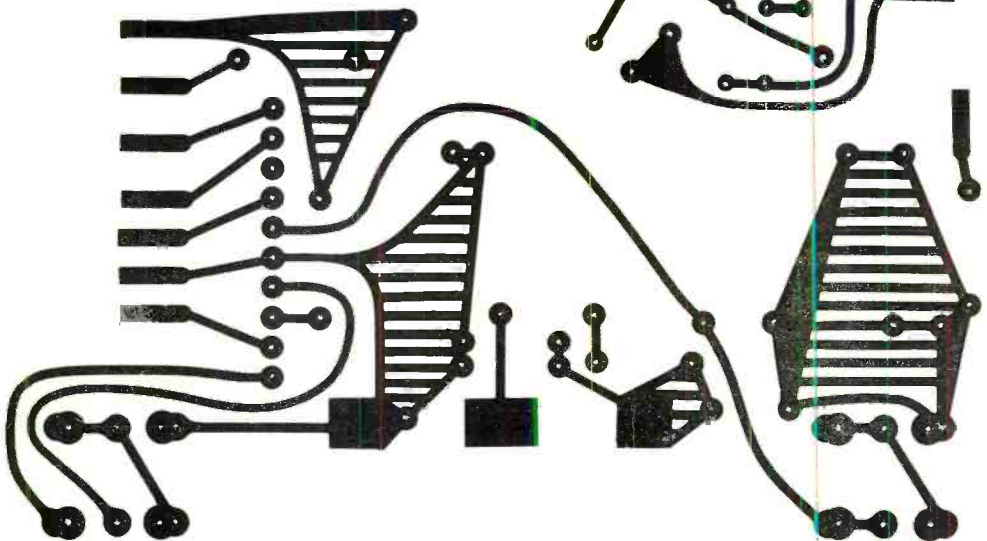


Fig. 3. These are actual size foil patterns of the printed circuit boards. They can be made of 2-oz. epoxy-glass.



by the output of the OR gate; and Q2 is the main series-pass regulator.

The reference voltage regulator provides a stable reference voltage for the constant-current portion, against which variations in other parameters are compared. The VCA functions as a voltage-error sensing amplifier. One input to this differential amplifier is connected to the positive output of the supply, which is compared to a reference voltage derived from a known current passing through a variable resistance (the voltage-control potentiometer). The preset resistance of the potentiometer multiplied by the known current flowing through it determines the reference voltage. Since the VCA tries to maintain the voltage between its two inputs at zero, any difference between them produces a change in the VCA output, thus causing either an increase or a decrease in the drive to Q2.

The CCA operates in a similar fashion, except that its inputs are derived from either side of a current-sensing resistor (R_s). Therefore, any difference between the voltage set by the current-control potentiometer and the voltage across R_s causes a change in the output of the CCA to increase or decrease the drive to Q2.

The OR gate determines whether the voltage or current control sets the output of the power supply. If either the VCA or CCA calls for a change in drive to Q2, then that amplifier is in control. Output amplifier Q1 provides the necessary gain to drive Q2.

Fig. 4. This shows how components are mounted on the boards. The small one plugs into edge connector on big one.

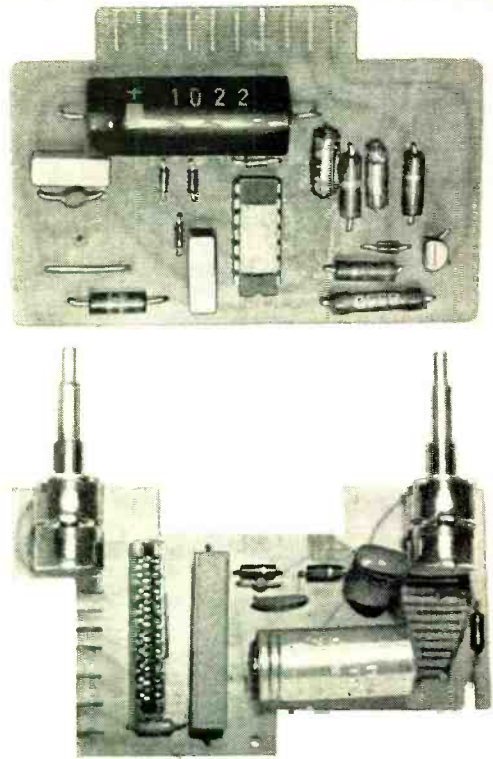
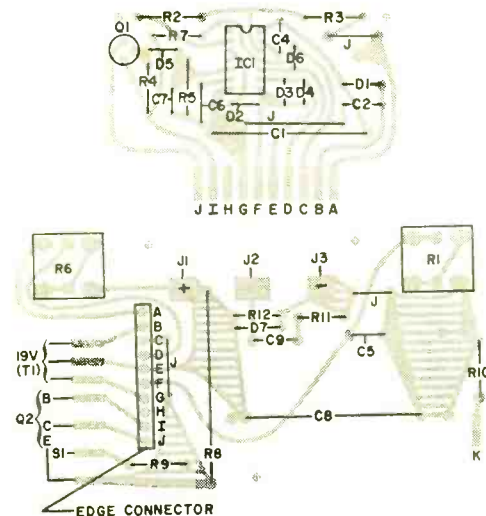


Fig. 5. Completed boards should look like these. The two dual potentiometers mount big board to chassis front.

Construction. The power supply can be assembled in almost any manner, but the "mother-daughter" PC board approach used in the prototype represents an easy assembly procedure and also allows for variations in the circuit, if desired. Foil patterns for the two boards are shown in Fig. 3. They should be fabricated on 2-oz epoxy-glass board and joined by a 10-pin edge connector.

The components are installed on the boards as shown in Fig. 4. The layout of the large board is such that several points are provided for the same connection of some components to allow for variations in size among manufacturers. Observe the polarities of polarized capacitors and semi-conductors. Dual potentiometers R1 and R6 should be mounted close to the board before soldering since they provide support for the front end of the large board. Clip off the excess potentiometer terminal lengths after soldering. The completed boards are shown in Fig. 5.

The boards and other components are mounted in a suitable chassis as shown in


the photograph. The heat sink for $Q2$ is mounted on the rear apron using thermal insulation (cork, rubber, etc.) between heat sink and metal chassis. When mounting $Q2$, use generous amounts of silicone grease and the insulator washers provided with the transistor.

The photographs show how the various controls, the meter, and output jacks are mounted on the front panel. Remember that the two power controls also support the mother board (with spacers and mounting hardware). The line cord is brought out through a grommited hole in the back of the chassis. The large filter capacitor ($C3$) is secured in a clamp mounted on the chassis, while the power transformer is mounted along the back of the chassis.

The scale of the meter must be modified to indicate from zero to 35 volts with each 5-volt step identified. On the current scale, each 0.2-ampere step should be marked from zero to 1.5 amperes.

Checkout and Use. Before putting the supply in operation, recheck all wiring and interconnections. Be especially careful with $Q2$, making sure that it is insulated from the heat sink and chassis and that it is properly connected.

Turn on the power and set $S1$ to the VOLT position. Set the concentric current



This shows the completed supply except that the small board is not plugged into the edge connector so that it doesn't hide other parts.

controls ($R6$) to about midrange; and rotate the concentric voltage controls ($R1$), noting that the meter indicates between zero and approximately 30 volts. Place $S1$ in the AMP position, short the output terminals ($J1$ and $J3$) and rotate the current controls. The output current should vary between zero and 1.2 amperes.

Set the current control about midrange, remove the short between $J1$ and $J3$ and connect a 15-ohm, 30-watt resistor across the output terminals. Place $S1$ in the VOLT position and slowly turn up the voltage control until the meter comes to a stop. Note both the voltage and current at this point. This is called the voltage-current transition point. Now, increase the voltage and note that the current does not change. (The system is now in current-regulation mode.) Rotate the voltage control back to the point where the voltage just starts to decrease. Then rotate the current control toward maximum and note that the voltage does not change. (The system is now in voltage-regulation mode.) If all these checks work properly, the supply is ready for use.

If you want to limit the current flow in an external circuit, short $J1$ and $J3$ and set the current control to the desired level. Remove the short and connect the supply to the circuit. No matter what happens in the circuit, the maximum current flow will be limited. As the voltage is brought up to the required value, the circuit current can be read off the meter. The supply can also be used for constant current by presetting the current and varying the voltage. ♦

PROJECT EVALUATION HIRSCH-HOUCK LABORATORIES

The ripple was well within specs, typically from 135 to 250 microvolts depending on load and output voltage. The line regulation was excellent, with no perceptible change in output from 105 to 125 volts input. (We could detect as little as 1 millivolt if it had existed, since we used a stable reference voltage to buck out the supply voltage and a Triplet VOM on its 0.3-volt scale as a null meter.)

Load regulation was not as good as claimed. At 5 volts output, the 0.02% regulation would have corresponded to 1 millivolt, a barely detectable level. We measured a change of 18 millivolts from no load to 1.2 amperes, indicating a source resistance of 0.015 ohm. Good, but not as rated.

No measurements were made in the constant-current mode, but the constant-voltage to constant-current transition seemed to occur smoothly and as intended.

CLASS "E" CB OF THE FUTURE?

OVERCROWDING ON CB CHANNELS MAY BE A THING OF THE PAST
IF THE CLASS "E" CITIZENS RADIO SERVICE IS ESTABLISHED

BACK in 1958, the Federal Communications Commission recognized the need and the right of individual citizens to have the safety and convenience of personal two-way radio. And so, it established our current class D Citizens Radio Service at 27 MHz. In past years, citizens radio has grown beyond the wildest dreams of those who created the service. Somewhere around 1,800,000 licenses have been issued with about 900,000 currently active.

As the number of CB users continues to grow, it becomes increasingly clear that more channels—beyond the original 23—are required. It is this very real need that had led many individuals and groups to present countless proposals to the FCC for its consideration.

Last year (see "Communications," *POPULAR ELECTRONICS*, September 1971), the Citizens Radio Section of the Electronic Industries Association recommended the establishment of the class E Citizens Radio Service at 220 to 222 MHz. It should be stressed here that the new proposed class E service would be in addition to the present class D service. Briefly summarizing the EIA proposal, the new service would utilize a relatively unused portion of the amateur 220-225-MHz band, and would provide 80 new channels. Industry sources indicate that 80 channels would provide uncrowded operation for a minimum of 2.5 million licensees.

Power output to the antenna would be limited to 25W, with special public safety agencies permitted to license a base station at 100 W output to the antenna when using this band to assist in public convenience or necessity for safety. Antenna height would be limited to 20 ft above the nearest man-made structure or natural object within 500 yards; or 60 ft above the existing terrain (whichever is higher).

The proposal suggests guidelines for the specific use of channels for various applications, such as highway communications assistance, home-to-vehicle, car-to-car, etc. The basic reason for such recommendations

is to guide the service in an ordered growth, foreseeing potential requirements.

What would it be like to operate on class E CB? First of all, a class E CB system is intended to be—and definitely is—a short-range system. Range would be 10 to 20 miles mobile-to-base depending upon antenna height, location, etc. At 220 MHz communications range is essentially limited to line of sight. Skip communications and skip interference would be non-existent in the class E service. Communications quality and range would be very consistent since atmospheric conditions have little effect on 220-MHz propagation. Also almost non-existent on class E would be man-made interference (often found on class D) caused by such things as ignition noise, diathermy, and other industrial radiations. To summarize, if you've ever heard a very good police communications radio system, class E CB would be very similar in performance.

Is class E right around the corner and what will equipment cost? No one can really answer that question. Too many factors are involved and too many details still require further analysis and discussions by the FCC. Best industry estimates put the proposed service at least a year away even if immediate rule making were to take place. It takes a while to put the machinery together for such a significant step in personal communications.

If you're currently considering getting into CB, take a close look at the present class D service which will admirably serve the CB'ers needs for years to come. Equipment in the \$100 class is quite common in Class D. It is estimated that class E equipment will be in the \$250-\$300 range when it is introduced. Manufacturers anticipate that it will take two or three years after the establishment of class E before unit volume will enable cost of radios to drop to \$100 or \$150. You may find that class D is the low-cost way you'll want to go or perhaps you'll choose to wait for class E. There's also much talk on the air by people who want both! ♦



We've got over 300 good, steady jobs.

Jobs in construction, transportation, communications, computers.

Jobs for photographers, printers, truck drivers, teachers, typists, TV cameramen and repairmen. Cooks, electricians, medical aides, meteorologists. Motor and missile maintenance men.

Jobs for young men. And young women.

Jobs in Europe, Hawaii, Panama, Alaska. And just about any place in the States.

We'll train you to do the jobs. Train you well, in good schools, under excellent instructors, with the best equipment obtainable.

And you get full pay while you train.

You also get unusually good fringe benefits, including a chance to continue your education. In many cases at our expense. In all cases with at least 75% of your tuition paid.

And if you qualify we'll give you your choice of training. We'll put it in writing, before you sign up.

Today's Army wants to join you.

Army Opportunities Dept 200, Hampton, Va. 23369	Date _____
I'd like to know more about the job-training and promotion opportunities in today's Army	
Name _____	Date of birth _____
Address _____	
City _____	County _____
State _____	Zip _____ Phone _____
Education _____	

ELECTRONIC ENGINEERING EXPERTISE AND ARTISTIC TALENT TEAM UP TO GIVE MUSIC AN EXCITING NEW DIMENSION

MOST people associate the word "synthetic" with "fake" and conjure up ideas of inferior versions of the genuine article. Perhaps it is only natural, then, that many people do not consider music synthesizers and their electronically produced sounds a legitimate part of real music. Electronic music has, admittedly, undergone rather gimmicky stages of development, but that is all over now. Today's sophisticated music synthesizers leave their gimmicky predecessors behind and take an important place in the evolution of legitimate music.

Music synthesizers are especially noted for the variety of sounds they can assemble or synthesize. A skilled performer can mix together a handful of basic tones to make the instrument mimic familiar sounds, including those of other musical instruments. Some of the sounds may not be very musical in the usual sense. But just how "unmusical" they sound depends upon the performer's artistic talent and the listener's personal tastes.


A good performer can make a synthesizer sound like a cathedral organ one moment; and then by changing some plugs and dials, he can make it sound like someone walking across a gymnasium floor in wet sneakers. Then, of course, there are the unlimited number of unfamiliar sounds—too strange to describe—that are possible with the music synthesizer.

An Awesome Experience. The neophyte who sits down at a synthesizer console for the first time, is in for an awesome experience. Seeing all those dials, switches, wires, and plugs can make him feel inadequate. The tendency when approaching a synthesizer is to equate it with familiar musical instruments. And it is this attitude that can defeat a beginner at the outset.

With a piano, the musician has a choice of one out of 88 notes to play. He can start anywhere and, with one finger, fumble out a tune. But it is different when he is sitting at a music synthesizer console where

the choices of things to do first are virtually infinite in number. What is more, while the piano is ready to play immediately, the synthesizer must first be prepared to play. The proper combination of switches must be thrown, dials have to be turned, and patch cords have to be plugged in. Only then will the synthesizer condescend to utter a peep.

Playing a music synthesizer probably will not always be as difficult as it is now. This



new art/technology wedding is still new. Hence, it is constantly being improved. But even if the mechanical and electrical bugs are ironed out tomorrow, there will remain a major obstacle: How does one write a musical score for an instrument that does not fit the mold of traditional musical instruments? The little black notes that have served musicians fairly well for centuries cannot begin to manage the task of com-

THE ART AND TECHNOLOGY

municating an electronic sound no one has ever heard before.

From a performer's viewpoint, present-day music synthesizers have two technical drawbacks. First, most can produce only one particular note at a time. And, second, they can produce only one particular tonal quality at a time. Unlike a piano player who can play up to ten notes simultaneously, and run through an entire composition without

sizing, then records the next segment. After completing the recording session, playing the tape straight through gives the impression that the sequences of sounds flow smoothly from one to the next. At this point, though, the music still sounds like a shallow one-finger melody.

Just as the tape recorder can take care of pauses for reprogramming the sound, so, too, can it make one synthesizer sound like four instruments. By using a four-channel tape recorder, the performer records his basic one-finger melody on the first track. After that, he fills in the other three tracks, one at a time, with the desired background, harmony, and rhythm. It is the same old trick that can make one singer sound like a quartet.

So, the serious composer and solo performer finds that a four-channel tape recorder is just as important as the synthesizer itself. Several groups of accomplished performers, however, have been touring the country with live synthesizer concerts. By using three or four performers and synthesizers on stage, one or two of them can be playing while the others reprogram and tune their synthesizers to pick up the music when the others come to the end of a certain sound segment.

From an economic point of view, music synthesizers are very expensive. Professional instruments bear price tags starting at about \$2000. By adding desirable extras and a good tape recorder, the cost of setting up a decent studio quickly runs over the \$8000 mark. This, combined with the fact that few people have the expertise to handle the synthesizer properly, keeps the systems out of the hands of the general public.

In spite of the drawbacks inherent in present-day synthesizers, they are exerting a powerful influence on the evolution of modern music. As the art and technology of synthetic music progresses, music synthesizers promise to become as popular as the piano.

How Synthesizers Work. It is the har-

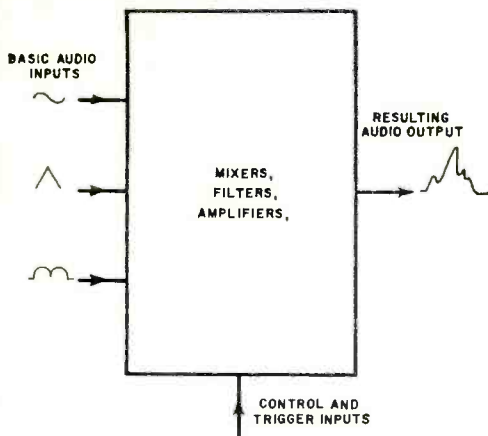


Portable synthesizer made by ARP Instruments (Div. of Tonus Inc.)

stopping, a synthetic music performer can generally play only "one-finger" music and, whenever he wants to change the tonal quality of the notes, he must stop the music and reprogram the instrument.

Because of this stopping and starting, a tape recorder is a vital part of the synthetic music studio. The performer records a segment of his composition, stops the recorder, patches a new sound into the synthe-

OF ELECTRONIC MUSIC



Basic synthesizer scheme shows audio inputs combined into complex output. Performer controls the final outcome.

monic structure of the sound from a violin that makes it distinctively recognizable from the sound of a clarinet. In the music synthesizer, all sounds that emerge begin from a number of basic tones. By running these tones through electronic mixers, filters, and amplifiers, a performer can juggle the harmonic structure of an electrical waveform to make it produce just about any kind of sound he chooses.

Music synthesizers generate three different kinds of electrical signals: audio signals, control signals, and trigger signals. The audio signals eventually emerge from the system as sounds. Control signals vary the audio signals to make them change loudness, pitch or quality. The performer can do these things manually, but it is easier and more convenient to let control voltages do the job. The trigger signals begin and end control sequences according to a preset program. Again, the performer could perform the trigger operations manually, but an electronic trigger circuit does the job better.

Most synthesizers get their basic audio tones from a set of tone oscillators and a noise generator. Each of the tone oscillators produces one note at a time, while the noise generator produces a wide range of frequencies at once, the result sounds like pure static.

Larger music synthesizers have four or more identical tone oscillator modules in them. Each oscillator has a manual control that can be used to adjust the output frequency. These oscillators also have voltage control inputs to accommodate output frequency control by means of a voltage from some external source. Typical frequency


ranges for the audio tone oscillators run between 2 and 30,000 Hz.

These oscillators have separate output jacks or selector switches for sinusoidal, rectangular, sawtooth, and triangular waveforms. The different outputs give the operator a choice of four basic tonal qualities from each oscillator. The sinusoidal waveform produces a pure sound much like that from a tuning fork. Rectangular waveforms produce one basic tone, too; but it sounds rather raspy because the sharp rising and falling edges contain a large number of high frequency harmonics. The sawtooth waveforms have a lot of raspy-sounding harmonics only on one edge. Finally, the triangular waveform produces basic notes that have a quality somewhere between that of a sine wave and a rectangular pulse.

A performer can change frequency from an audio tone oscillator without stopping the flow of music. Whenever a change is desired in the basic waveform, however, the operation must be stopped long enough to patch in a different waveform or to turn a selector switch.

The noise generator produces mixed-up frequencies that cover the entire audio spectrum. This "white noise" has a hissing quality. By means of filter circuits, all but one narrow section of the spectrum can be wiped out, producing a "pink noise." Pink noise sounds like static, too; but it has a dominant frequency that slices through. It sounds something like wind whistling through tree branches. The operator has complete control

Ionic Industries' "Putney" model has a joy stick to let the performer control two different kinds of functions at once. Keyboard is also available.





The Model IIIc synthesizer, made by R. A. Moog, is perhaps the most versatile, sophisticated, and well-known system that is on the market today.

over the loudness and dominant frequency of the pink noise.

While it is possible to vary the frequency and output level of the audio tone signal sources manually, it is far more convenient to let control signals do most of the work. The various kinds of control signal sources produce voltages that can change the operating frequencies of a tone oscillator. And, by feeding the control voltages to special voltage-controlled amplifiers, it is also possible to vary the loudness of the audio signals.

Devices that generate the control signals include a 4-octave keyboard, ribbon controller, envelope generator circuit, foot pedal, and joy stick. Most synthesizers come equipped with at least one built-in envelope generator module, and performers generally use at least one keyboard and a ribbon controller.

The musical keyboard of a synthesizer looks like a short piano keyboard. But the similarity stops at looks. Each key operates a switch connected to a long resistive voltage divider network. Operating one of the keys picks off a voltage from the divider and sends it to a keyboard output jack. The keyboard can be set up so that playing up the scale makes the keyboard generate stepwise increases in output voltage.

This keyboard output voltage can be

patched into any of the voltage-controlled circuits in the system. After plugging the output into one of the V-C audio tone oscillators, for example, playing up the scale on the keyboard makes the synthesizer produce scale-like tones. Depressing the middle-C key on the keyboard, however, does not necessarily make the synthesizer produce a familiar middle-C note.

By adjusting a manual control on the oscillator module, any key on the keyboard can be made to produce just about any note desired. If desired, the performer can even patch the system so that playing up the scale on the keyboard makes the synthesizer produce a downward-going scale.

What is more, the frequency difference between two adjacent white keys need not be the familiar one-note difference. A control on the keyboard lets the performer adjust the frequency differences between keys.

The output of the keyboard can be connected to circuits other than the audio tone oscillators. By patching the keyboard to a mixer or filter module, it is possible to use the keyboard to change the harmonic structure of waveforms generated by other circuits. Or, the keyboard can be used as a stepwise volume control by patching it to one of the voltage-controlled amplifiers.

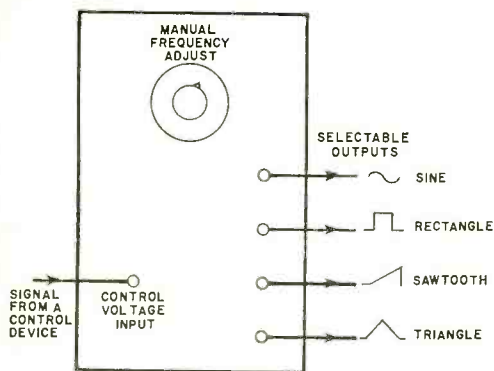
Thus, the keyboard for a music synthe-

sizer can perform many different functions. Perhaps it is a case of sentimentalism on the part of musically inclined engineers that a synthesizer's keyboard looks like an ordinary musical keyboard. There is actually no real reason why it should not look like a typewriter keyboard—and, in fact, it might be more useful if it did.

Another common control device, the ribbon controller, does about the same kinds of jobs as a keyboard. Instead of producing stepwise voltage changes, however, it produces continuous changes in output voltage. A ribbon controller works something like a potentiometer, and, by patching its output to a tone oscillator, it can be used to produce sweeping, theremin-like tones.

Optional control devices such as foot pedals and joy sticks work about the same way as a ribbon controller. A joy stick has the added advantage of being a two-dimensional controller. Moving the handle in one direction can vary the output frequency of a tone oscillator, while moving it in the other direction changes overall tonal quality. Moving it obliquely, it can produce degrees of both changes simultaneously.

Most of the control devices also generate a brief trigger signal whenever changes are made in the control voltage output. Every time a key is depressed, the keyboard cir-



In audio tone oscillator, frequency of the output is adjusted by control knob or by use of an external signal.

cuits generate both a control voltage and a brief trigger voltage.

These trigger voltages can initiate other control operations, such as those performed by an envelope generator module. The envelope generator is capable of producing various control waveforms that can be used to adjust the attack, decay, and sustain

level of a note. Instead of having every new note come on at full volume, for example, a patch cord, run between the envelop generator and one of the V-C amplifiers, can make the note sweep up in volume. Likewise, a note can be made to decay away slowly instead of decaying rapidly. By adjusting the contour setting on the envelope generator, a note can be made to sustain even after the player takes his hands off the keyboard.

Electronic mixers, audio amplifiers, and high-quality headphones and loudspeakers also play important roles in a music synthesizing system. A performer can make his instrument about as complex as his finances will allow. In general, the more add-ons he buys, the more versatile his instrument becomes. In the long run, though, it is actually the technical and artistic competence of the performer—not the complexity of the system—that determines the versatility of the synthesizer and the quality of the performance.

Synthesizers Vs. Composers. A performer at the console of a professional music synthesizer has complete control over every sound that comes from the system. In principle at least, he “plays” the system much the same way one plays an organ or piano. There is a growing number of electronic music “composers” appearing as construction projects and finished items in a few stores. These devices, costing about \$50 for parts and about \$300 for the finished item, are close relatives of the synthesizer.

Electronic music composers, however, do not synthesize different harmonic structures. Instead, they assemble different tonal patterns to produce strange sounding and sometimes pleasing melodies. By adjusting dials or switches, they can be made to produce an almost limitless number of different melodies that can run for years without repeating. In a sense, an electronic music composer works something like a player piano. Once the user sets the program, the instrument takes over all the work of producing the melodies.

Composers occupy an important place in modern elementary music classes, and they are fun to build and use. But an electronic music enthusiast should be aware of the fact that the versatility of an electronic music composer cannot even begin to approach that of its big brother, the professional music synthesizer. ♦



BUILD THE

SURF SYNTHESIZER

REPRODUCE
THE SOUND OF
BREAKERS
AGAINST THE SHORE

BY JOHN S. SIMONTON, JR.

ONE of the most relaxing sounds imaginable is the roar of the surf. From Presidents on down, anyone who is close enough, and has the time, heads for the seashore when he wants to unwind. But what is really nice is to have the sound of the surf always available at the flick of a switch—and now you can. With a "Surf Synthesizer," you can turn your home into an apartment at Malibu Beach.

The Surf Synthesizer is actually a special-purpose electronic music synthesis system which operates through your hi-fi amplifier. White noise is generated by an inexpensive silicon transistor and voiced by a voltage-controlled, low-pass filter and attenuator under the control of a random voltage generator.

Design Analysis. A complete schematic of the Surf Synthesizer is shown in Fig. 1, but it is convenient to break the unit down into blocks as shown in Fig. 2. There are a noise source; voltage-controlled, low pass filter (VCF); voltage-controlled attenuator (VCA); and random voltage generator.

The noise source (Q7) is built around a reverse biased pn junction operating above its breakdown potential. The shot noise resulting from the avalanche breakdown mechanism is amplified by Q8.

Control voltages for the VCF and VCA originate in the random voltage generator which consists of three astable multi-vibrators (Q1-Q6) running at different rates and with different duty factors. The three outputs are summed and appear across R18. While the voltage across R18 is to a certain extent random, it is weighted by the different periods and duty factors of the astables and the different values of the summing resistor to approximate the "roll" of the ocean.

If there is a secret to the Surf Synthesizer, it is in the VCF (D1). When the VCA is disabled and only the VCF is operating, the sound is close to that of the surf

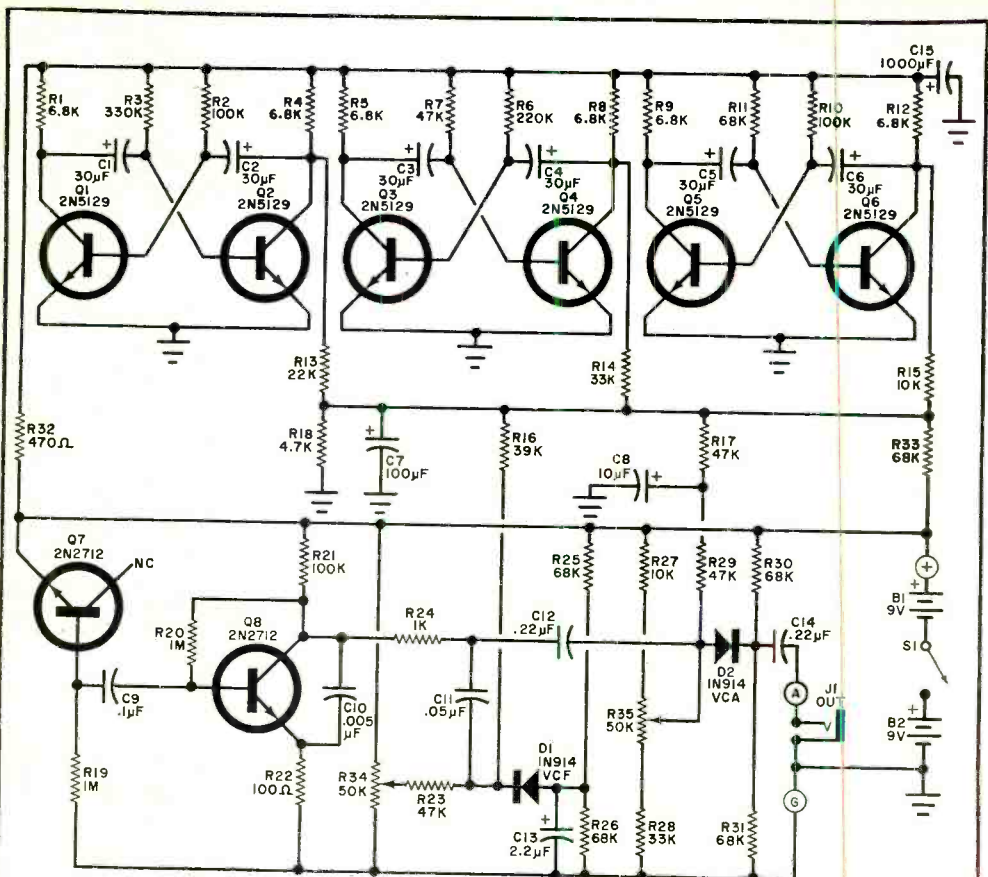


Fig. 1. The three astable multivibrators develop a composite voltage that controls both the voltage-controlled filter (VCF) and the voltage-controlled attenuator (VCA) to form the sound of the surf.

PARTS LIST

B1, B2—9-volt battery
 C1-C6—30- μ F, 10-volt electrolytic capacitor
 C7—100- μ F, 16-volt electrolytic capacitor
 C8—10- μ F, 10-volt electrolytic capacitor
 C9—0.1- μ F disc capacitor
 C10—0.005- μ F disc capacitor
 C11—0.05- μ F disc capacitor
 C12, C14—0.22- μ F Mylar capacitor
 C13—2.2- μ F, 16-volt electrolytic capacitor
 C15—1000- μ F, 10-volt electrolytic capacitor
 D1, D2—1N94 diode (or similar)
 Q1-Q6—2N5129 transistor
 Q7, Q8—2N2712 transistor
 R1, R4, R5, R8, R9, R12—6800-ohm, $\frac{1}{2}$ -watt resistor
 R2, R10, R21—100,000-ohm, $\frac{1}{2}$ -watt resistor
 R3—330,000-ohm, $\frac{1}{2}$ -watt resistor*
 R6—220,000-ohm, $\frac{1}{2}$ -watt resistor
 R7, R17, R23, R29—47,000-ohm, $\frac{1}{2}$ -watt resistor
 R11, R25, R26, R30, R31, R33—68,000-ohm, $\frac{1}{2}$ -watt resistor
 R13—22,000-ohm, $\frac{1}{2}$ -watt resistor
 R14, R28—33,000-ohm, $\frac{1}{2}$ -watt resistor*

R15, R27—10,000-ohm, $\frac{1}{2}$ -watt resistor*
 R16—39,000-ohm, $\frac{1}{2}$ -watt resistor
 R18—4700-ohm, $\frac{1}{2}$ -watt resistor
 R19, R20—1-megohm, $\frac{1}{2}$ -watt resistor
 R22—100-ohm, $\frac{1}{2}$ -watt resistor
 R24—1000-ohm, $\frac{1}{2}$ -watt resistor
 R32—470-ohm, $\frac{1}{2}$ -watt resistor
 R34, R35—50,000-ohm trimmer potentiometer
 S1—Spst switch

Misc.—Case, battery connectors, battery clamps, output jack, wire, solder, hardware, etc.

Note—The following are available from PAIA Electronics, P.O. Box 14359, Oklahoma City, OK 73116: etched circuit board #3711pc at \$3.00 postpaid; kit of parts with circuit board and selected transistor for Q7, but less batteries and case #3711K at \$10.95 plus postage for 1 lb; case #3711C at \$2.50 with kit order.

*If the surf sound is not natural enough, try changing R3 to 270,000 ohms, R14 to 22,000 and R15 to 15,000.

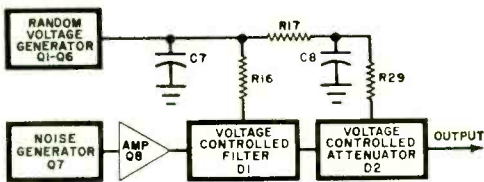


Fig. 2. Block diagram shows how random signal is filtered and level controlled by integrated random voltages from three sets of multivibrators.

even though there is no amplitude change. If, on the other hand, the VCA is working alone, the result only sounds like interstation radio static fading in and out.

The VCF uses the nonlinear V-I characteristic of a conventional silicon diode as a voltage-controlled resistor. By proper adjustment of *R34*, diode *D1* is ordinarily forward biased, resulting in a loss of high frequencies through *C11*, *D1*, and *C13*. As the control voltage of the VCF increases, it reverse biases *D1* and allows less high-frequency loss to ground. The high frequencies not shunted to ground naturally become part of the output signal.

The operation of the VCA is similar to that of the VCF. Diode *D2* is in series with the signal and is slightly reverse biased by *R35*. As the control voltage applied to

the anode of *D2* increases, its effective resistance becomes less, allowing more signal to pass. Capacitor *C12* blocks dc from the VCF and does not noticeably contribute to the overall frequency response.

Construction. Since there are no very high frequencies involved and parts placement is not critical, any method of construction may be used. An etched circuit board will make the job easier, however. If you decide to use a board, the foil pattern is given in Fig. 3. Component layout is also shown in Fig. 3. Leave transistors *Q7* and *Q8* till the last; their selection and installation are explained later. Be sure to get polarized components properly installed and use a heat sink on the semiconductor leads when soldering. In fact, it is good practice to save the installation of all semiconductors for last so that the heat from soldering adjacent components does not damage them.

When all of the components except *Q7* and *Q8* have been installed, connect the positive lead of one of the battery connectors to the circuit board point marked "+" and the negative lead of the other to point "G". Solder the remaining lead from each connector to either side of switch *S1*. Also connect the output jack to points "A" and "G" with wires that will be long enough to reach from the location of the jack to the circuit board when it is installed in the case.

To select *Q7* and *Q8*, remember that not every 2N2712 breaks down when its base-emitter junction is reverse biased with 18 volts. However a piece-by-piece survey of over 5000 transistors indicated that approx-

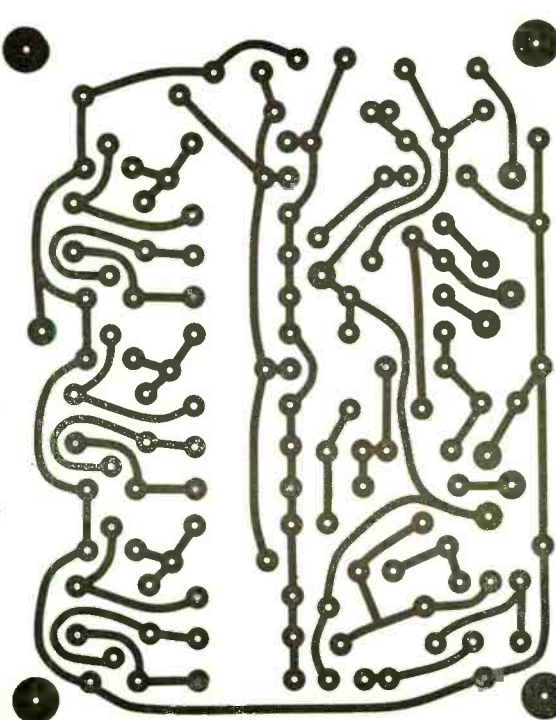
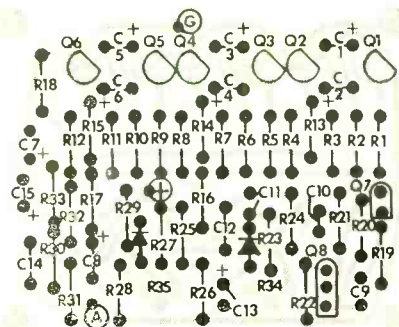



Fig. 3. Actual size foil pattern and component layout. Take care when installing semiconductors, diodes, etc. See text before installing *Q7* and *Q8*.





Interior view of author's prototype shows method of mounting boards and location of both of the batteries.

imately 80% of them were suitable for use as a noise source. Since two of these transistors are used in the synthesizer, there's a good chance that one can be used for Q7. Arbitrarily select Q7 and Q8 and lightly solder them in place. Note that the collector of Q7 is not connected to any point in the circuit. Rotate R34 and R35 fully clockwise as viewed from the nearest edge of the board. Run a jumper from the output jack to the low-level input of a hi-fi or instrument amplifier and adjust the amplifier's gain about midway. Install two 9-volt batteries in the Synthesizer and turn on S1. You should hear a rushing sound from the amplifier. If you don't, unsolder Q7 and Q8 (being careful to avoid overheating) and interchange them. When you are sure that Q7 has been properly selected, solder it and Q8 permanently in place.

This is a good time to check the voltages at the collectors of Q2, Q4, and Q6 to make sure that all three astables are operating. Use any VTVM set to a 20-to-25-volt scale. The voltage on the collector should go from about $\frac{1}{2}$ to 17 volts and have a period of several seconds.

The Surf Synthesizer may be housed in any convenient case. In the prototype, the case was made of sheet aluminum folded into a U measuring about 5" x 2 $\frac{1}{2}$ " x 3 $\frac{1}{4}$ ". The ends of the U were sealed with walnut blocks having a rabbet cut around each edge. The ends are held in place by #4

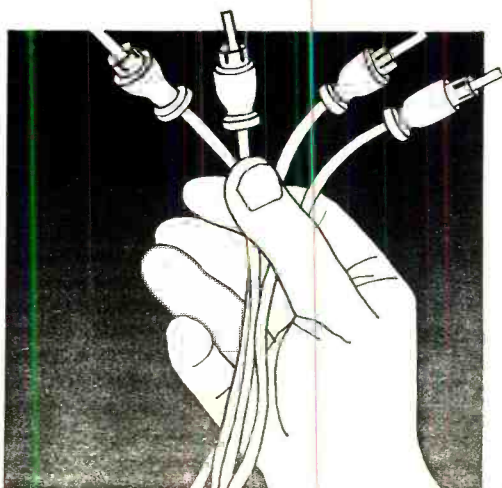
wood screws through the aluminum. Holes were cut in the back of the case to provide clearance for the output jack and the power switch. The battery clips were glued to the top of the channel.

The circuit board was fastened to the aluminum bottom plate with 4-40 hardware and $\frac{1}{4}$ " standoffs. The bottom plate was fastened to the wooden ends with #4 screws.

Setup and Operation. The only adjustments to be made on the Surf Synthesizer are the settings of R34 and R35. While these settings are largely a matter of personal preference, a couple of tips will get you started.

Connect the Synthesizer to an amplifier and turn both on. With R35 set fully clockwise, adjust R34 for the widest and most natural sounding tone changes. When you are satisfied with the adjustment of the tone control, you can set R35 for volume changes. You will probably find that the most natural sound results when the Synthesizer is completely muted for short periods of time. There is little electrical interaction between R35 and R34, but it will probably take some twiddling before you are completely satisfied with their adjustments.

Bear in mind that the quality of the amplifier used with the Synthesizer will greatly affect the final sound. Use an amplifier with the best bass response available so that the "roar" of the surf can be heard as well as the crescendo-like crash as the waves break. It will probably be necessary to advance the bass boost of the amplifier to achieve a really natural sound. ♦



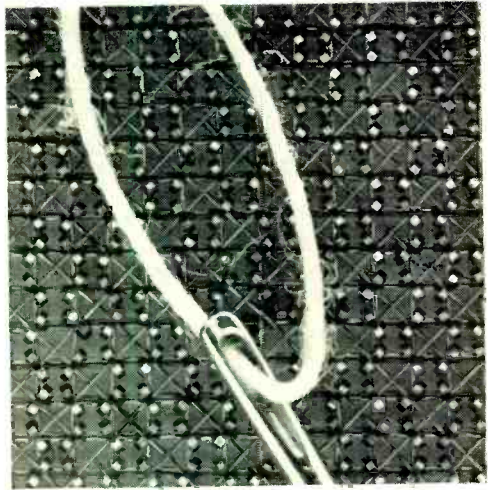
Computer Core Memories Still Handmade

IT IS an ironic fact that one of the most critical and costly parts of modern computers is produced by handwork more exacting than the finest embroidery. This is the core memory, the portion of the computer that stores information for high-speed electronic calculation—and transfers it at speeds measured in billionths of seconds. The performance of this central memory, more than any other part, determines how efficiently a computer can do its job. In fact, a core memory may account for more than half the cost of a large high-speed computer.

The cores are tiny rings of an iron oxide material, some less than a fiftieth of an inch in diameter. Each core may be magnetized in a clockwise or counterclockwise direction to store a unit (bit or binary digit) of computer information.

Women's deft hands string these tiny beads together with hair-like wires. Up to three wires may be run through the almost invisible center of the core. The wires carry electric current that reads, writes, or erases the information in each individual core. As many as ten million cores may be contained in a single memory. For years, computer designers have sought ways to automate the production of high-speed memories and eliminate this handwork. Various methods have been tried at great expense, but none has yet emerged that can equal the combination of speed, economy and reliability that hand-wired cores achieve.

Semiconductor memories with higher operating speeds are beginning to be used in some of the newer computers. Such memories have shown up to three times the speed of core memories, though they have yet to equal their economy. But the core will continue its vital role for many years to come. Further increases in core speed, economy and compactness are certain. Besides there are more than 50,000 computers in use in the world today that rely on core memories. Since these computers have been designed with cores, it would require radical and expensive changes in the computer itself to replace existing core memories with semiconductors. ♦



Common #7 needle and 00 thread dwarf cores and wires in typical section of Ampex computer memory. Each core stores unit of computer data. Three wires go through center of each core.

Aided by powerful microscopes, skilled women weave hair-like wires and tiny ferrite cores into a computer memory.



WHAT STARTED OUT only a short time ago as a sort of token acknowledgement of integrated circuits in color TV receivers is now blossoming into full-scale usage; and they are being accompanied by other solid-state devices such as plug-in modules, Varactor tuners, and high-voltage doublers and triplers. Add to this, new developments in CRT's and yokes, and it looks as if color TV reception is about to take some giant strides. Most TV manufacturers have associated themselves with IC producers (either separate companies or branches of their own organization) in order to make maximum

ing; while others have large necks, which means greater deflection power is needed. Although the Americans are indecisive, the Europeans will probably select the thin-neck version using a dual toroidal yoke for both vertical and horizontal deflection.

Here is what three typical manufacturers have in store for us.

Motorola. Semiconductor research, development, and manufacture for Motorola is carried out at Phoenix, Arizona, while the receiver plant is at Franklin Park, Illinois. Ideas advanced by the R&D engineers at

NEW IC'S AND CIRCUITS FOR COLOR TV

MANY NEW
AND NOVEL CIRCUITS
WILL SOON BE
FOUND IN
COLOR-TV RECEIVERS

use of semiconductor technology in consumer applications.

RCA is now using five IC's in their current line, and Motorola will soon equal this—in addition to using a new horizontal line frequency switched power supply. Zenith is also introducing plug-in transistors and IC's, while General Electric has started its first solid-state monochrome production line with some interesting circuit innovations. GE is also looking into the possibility of an advanced color receiver for next fall.

Not all the changes are in semiconductor circuits. For example, Sickles (G.I.), a TV component manufacturer, is using a special alloy in its deflection yoke cores to change permeability with temperature and oppose convergence drift due to heating. The drift is reduced from about 9% to close to 1%, resulting in a more color-stable picture during long hours of use.

As for the color tube itself, the 110° tube presently in wide use suffers from one big problem: lack of industry standardization. Some are made with small diameter necks, which can possibly mean more internal arc-


Phoenix are not always immediately evident in the sets from Franklin Park.

For instance, the 10-IC color-TV receiver whose block diagram is shown in Fig. 1 may well represent the solid-state future (but not the present) for Motorola. Except for the unshaded blocks, representing the uhf and vhf tuners, horizontal driver and output amplifier-damper, the low-level video amplifier, and the chroma outputs, every other circuit is an IC, currently in the works. There appears to be no logical reason why the unshaded blocks could not be IC's shortly. Motorola certainly makes some excellent high-frequency transistors and Varactor diodes, so the front end is a real possibility. More than likely, the other blocks are also being designed.

But making an integrated circuit out of a discrete-component circuit is not all that easy. A lot of sophisticated thinking went into the video detector portion of the IC that is the i-f amplifier detector shown in Fig. 2. Conventional video detectors use a semiconductor diode, which, being non-linear, often produces "birdies" (undesirable

sum and difference signals) that disturb the picture. The partial circuit shown in Fig. 2 is a double-balanced, full-wave, synchronous circuit with linear detection and frequency response to 6 MHz. Transistor Q7 is a constant current source, Q1 and Q2 form a differential amplifier, and Q3 through Q6 are carrier operated switches. The three inputs are derived from the video i-f amplifier portion of the same IC.

When positive half cycles of the amplitude-modulated carrier appear at the base of Q1, the transistor conducts. The in-phase clipped carrier that simultaneously appears



Above are RCA hybrid networks built on ceramic substrates for color TV.

at the base of Q3, will cause that transistor to conduct and allow more current to flow through R1. No current flows through Q4 since it is switched off by the out-of-phase clipped carrier. When the negative half cycles of the modulated carrier appear at the base of Q1, it turns off, but Q2 conducts through the differential action. The reverse-phase carrier pulse turns Q4 on causing the current through R1 to increase. No current flows through Q3 since the in-phase carrier pulse is negative at this time. The current flow through R1 increases for either positive or negative half cycles of the carrier, thus causing a voltage change at the collector terminals of switched transistors Q3 and Q4.

The reverse action takes place in R2 due to Q5 and Q6. Curve (A) in Fig. 2 shows an amplitude modulated carrier as it would appear at the base of Q1, while Q2 would see the same signal inverted. The two clipped carrier pulses are shown in curves (B) and (C).

The overall detector is switched at twice the carrier frequency (with Q3 conducting on the positive half cycles and Q4 on the negative half cycles), producing waveform (D) in Fig. 2. This is the waveform across R1. Note that the original carrier no longer exists and the detected modulation is constructed of pulses of double the original carrier frequency. The stages that follow the basic detector have a limited frequency response and amplify only the lower-frequency components (modulation), thus making the detector self-filtering for any high-frequency products. So the detector need not be shielded to prevent spurious radiations of the i-f and harmonics of the i-f from getting into other circuits and causing various types of unwanted moire patterns.

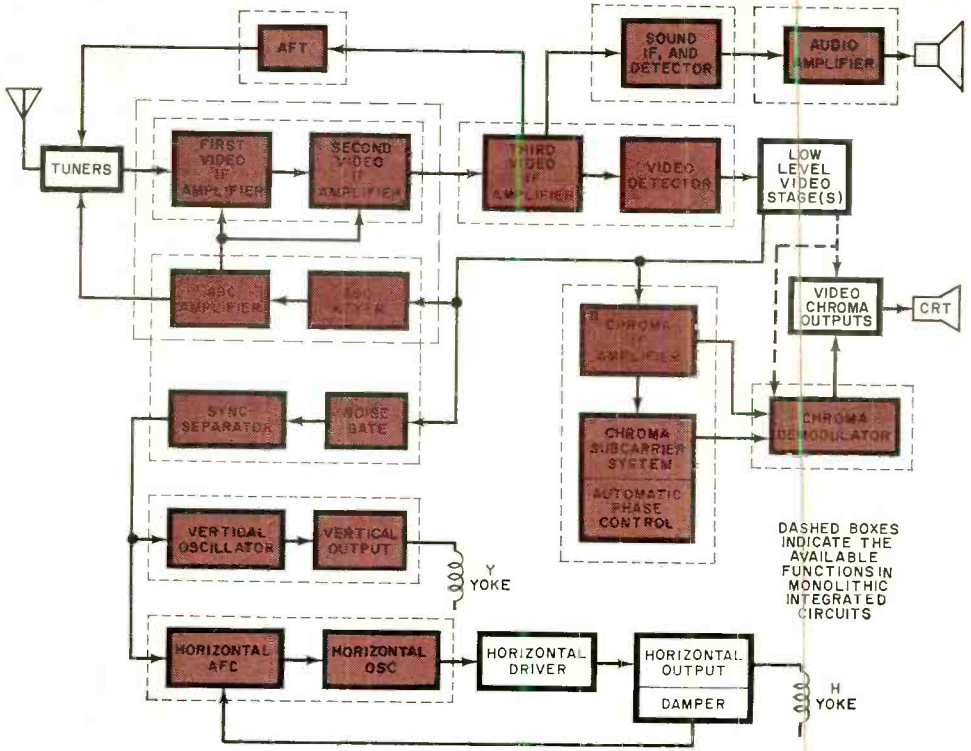
Fairchild-Warwick. IC manufacturer Fairchild Semiconductor and receiver maker Warwick Electronics have combined their skills to demonstrate a complete monolithic color processor on a 20-pin package. If the idea of a 20-pin IC frightens you, consider the fact that this single package requires only 42 external components as opposed to the 62 to 77 required by the active 2- and 3-package systems presently under consideration.

This new chroma subsystem (Fairchild μ A782) includes a 3.58-MHz oscillator/amplifier, an oscillator phase control, an automatic phase control detector, and automatic color control circuit, i-f gain control, chroma i-f amplifier, chroma demodulator, and color killer. The other necessary elements are a 3.58-MHz crystal, chroma bandpass transformer, oscillator RLC phase-reference tuned circuit, phase and color level potentiometers, and assorted resistors and capacitors.

General Electric. The General Electric engineers at Portsmouth, Virginia, are proud of their new U-1, a 21-transistor, 16-diode, 1-IC monochrome receiver for 1972. Two discrete-component circuits are especially interesting.

The three-stage video i-f strip shown in Fig. 3 uses only one transformer (T101) coupling the i-f to the detector. This circuit is the result of 2 years of work on RC coupling techniques, providing a minimum of tuned circuits to process the relatively low-level video information.

The band shaping is performed by series inductor L104 and the detector transformer,



DASHED BOXES INDICATE THE AVAILABLE FUNCTIONS IN MONOLITHIC INTEGRATED CIRCUITS

Fig. 1. Shaded blocks in this diagram of Motorola's experimental color TV receiver are available now as integrated circuits. When design of the remaining circuits is complete in integrated form, the set will be all-IC.

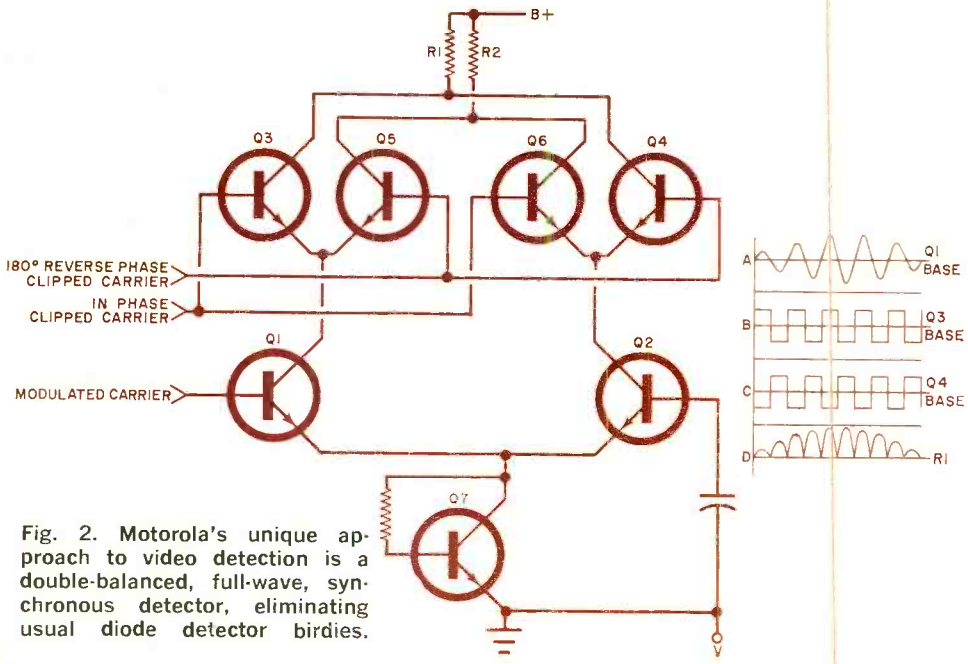


Fig. 2. Motorola's unique approach to video detection is a double-balanced, full-wave, synchronous detector, eliminating usual diode detector birdies.

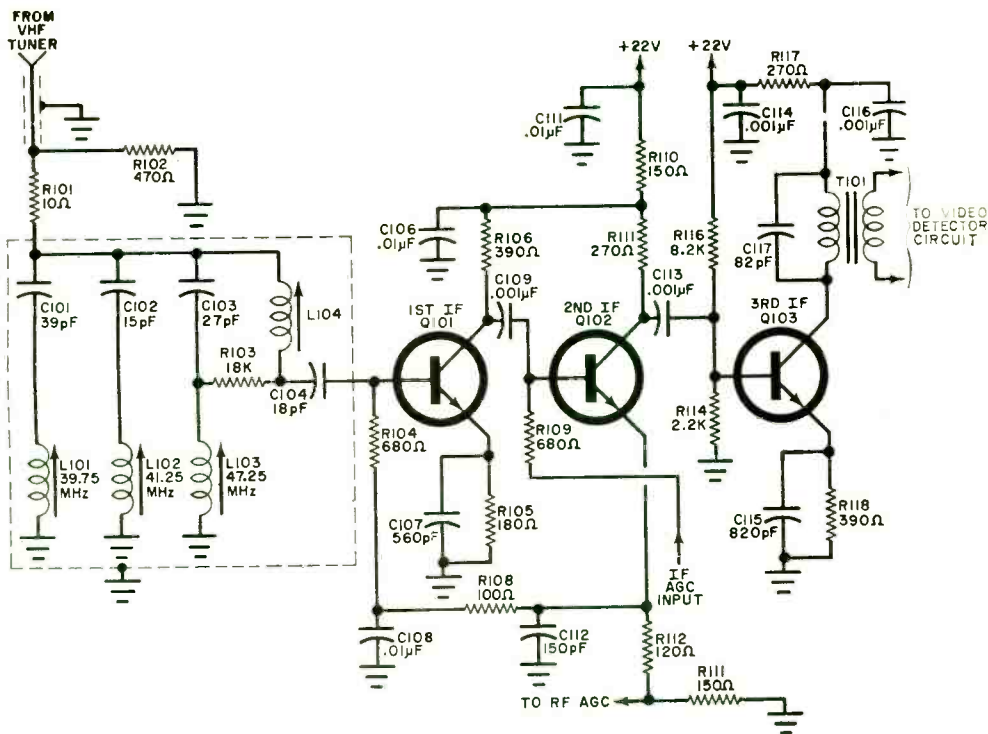


Fig. 3. This three-stage video i-f strip by General Electric uses resistor/capacitor coupling and special emitter bypassing to eliminate more standard i-f transformers. Technique provides a minimum of tuned circuits for low-level video information. It will be in GE's U-1 monochrome units.

with the emitter bypass capacitors selected for maximum gain within the bandpass. Using a 45-MHz i-f center frequency, this circuit places the 45.75-MHz video carrier at the 50% point on the response curve, and the 42.17-MHz chroma carrier at the correct 50% point on the other side of the skirt.

The i-f age is fed (via R109) to the base of the second i-f amplifier Q102, with positive forward feed age for the i-f stage generated at its emitter. This approach was used to prevent excessive current drain on the age keyer stage. The overall circuit develops maximum gain from three i-f stages and permits 275 lines of horizontal resolution and full 3.5-MHz bandpass, which is substantial enough for color and excellent for monochrome reproduction.



The other GE circuit is a four-transistor vertical oscillator and output system. In this circuit, the so-called oscillator stage and the output stage are cross-coupled to create the overall vertical sweep system through use of positive feedback. A single transis-

tor is used as the buffer between the "oscillator" and output stage, while the other transistor acts as a variable-gain feedback amplifier. The circuit arrangement is such that the active portion (4 transistor, 2 diodes, resistors, etc.) lends itself readily to an IC format.

Other Things in View. Obviously, these three companies are not alone in their TV advances. Other semiconductor and receiver manufacturers are working to develop new IC's and fascinating circuits so that they can get their share of the multi-million dollar color-TV market.

Keep your eye also on what is going on abroad. With the beginnings of an IC industry in Japan, and with their usual excellent approach to miniaturization, it is possible to expect some really marvelous things from there in the next year or two. One of their major contributions, the Trinitron color tube by Sony (with a non-shadow mask and simple convergence adjustments) is probably just a preview of things to come. ♦

Great careers



Join the high-paid electronics technicians who got their start through NTS Home Training.

Your home can become your own private classroom-workshop. NTS sends you everything you need to learn valuable technical skills in electronics. You get easy-to-grasp lessons, comprehensive kit manuals, large fold-out charts, and more. Plus the finest professional equipment available today. It's all included in your tuition, yours to keep.

Your equipment is sent to you in kit form, matched to lesson material. With the NTS Project Method, you start with simple projects, then move from basics to more complex concepts. You discover how electronic principles work by performing practical, fascinating experiments. Learn at your own pace.

You quickly become expert in the actual equipment and meth-

ods you'll use on the job. And soon you're ready to cash in on the tremendous opportunities in the expanding, exciting world of electronics!

If your field is television, you might decide to join a first-class TV repair center. Or start a shop of your own. Or specialize in industrial applications of television. Once you master an area of electronics, the direction you take is really up to you. And you'll be able to use the test instruments you built yourself!

It all begins at home, with NTS Project Method Training. Find out how fast and easy it is to learn skills that pay off. Check card or coupon today for your *free* full-color NTS Catalog and complete details. No obligation. No salesman will call.

NTS COLOR AND B&W TV SERVICING

Build the largest, most advanced color TV made! Over-all solid-state design, 315 sq. in. ultra-rectangular screen, matrix picture tube, built-in self-servicing features. "Instant On," A.F.T., solid-state VHF tuner, and much more! Also build and keep AM-SW Radio, Solid-State Radio, FET Volt-Ohmmeter, and Electronic Tube Tester. Learn trouble-shooting, hi-fi, stereo, multiplex systems, radio, color and B&W TV servicing.

Solid-state B&W TV
74 sq. in. picture
(cabinet included)



Learn sophisticated solid-state circuitry as you build this B&W TV receiver. Course covers the full range of home entertainment electronics.

begin at home.



**New solid-state
315 sq. in. color TV**



**The exclusive
NTS Compu-Trainer**

NTS COMPUTER ELECTRONICS

Build and operate the exclusive NTS Compu-Trainer! Loaded with integrated circuits, it teaches you the how, what, and why of computers faster, more thoroughly. You perform all wiring and patch-cording. No short-cuts. No pre-wired circuit boards. Also receive an FET Volt-Ohmmeter and a 5" wide-band Oscilloscope.

NTS ELECTRONIC COMMUNICATIONS


Gain the prestige and earning power of owning an FCC First Class Radio Telephone License! Two exciting courses in the fields of transmitting and receiving. Experiment with an amateur phone 6-meter VHF transceiver, NTS' exclusive 6-transistor solid-state radio, and a fully transistorized volt-ohmmeter.

5-watt AM transmitter/receiver.



NTS AUTOMATION/ INDUSTRIAL ELECTRONICS

Systems automation is the future of industry — and you can play an important role! Enter the age of electronic controls by training on the NTS Electro-Lab — a complete workshop. Also receive a 5" wide-band professionally rated Oscilloscope. Build five industrial controls to regulate motor speed, temperatures, pressure, liquid level and much more.



5" Oscilloscope

CLASSROOM TRAINING AT LOS ANGELES

You can take classroom training at Los Angeles in sunny Southern California. NTS occupies a city block with over a million dollars in facilities devoted exclusively to technical training. Check box in coupon.

APPROVED FOR VETERANS

Accredited Member: National Association of Trade and Technical Schools: National Home Study Council.

NATIONAL TECHNICAL SCHOOLS

WORLD-WIDE TRAINING SINCE 1905
4000 S. Figueroa St., Los Angeles, CA 90037

Please rush Free Color Catalog and Sample Lesson, plus information on course checked below. No obligation. No salesman will call.



National Technical Schools

4000 S. Figueroa St., Los Angeles, CA 90037

- Master Course in Color TV Servicing
- Color TV Servicing (For Advanced Technicians)
- Master Course in B&W TV & Radio Servicing
- Master Course in Electronic Communications
- Practical Radio Servicing
- FCC License Course
- Master Course in Electronics Technology
- Automation & Industrial Electronics
- Computer Electronics
- Basic Electronics
- Stereo Hi-Fi & Sound Systems
- High School at Home Dept. 205-022

Name Age

Address

City State Zip

- Check if interested in Veteran Training under new G.I. bill.
- Check if interested ONLY in Classroom Training at Los Angeles.

RECEIVERS, like almost every other kind of electronic equipment, have grown increasingly complex—primarily because people expect so much more of them in terms of performance and versatility. Almost all of the bands, commercial and amateur, are getting so congested that selectivity poses a real problem in the design of a good high-frequency receiver. Single sideband, with all of its advantages, has brought with it the need for stability far greater than that required for conventional AM. And, to top it all off, everyone wants receivers that are smaller and more compact.

The appearance of the transistor provided the answers to some of these problems. Space and weight could be trimmed significantly, while heat, long one of the big enemies of electronic equipment, could be almost eliminated. However, transistors had problems of their own—leaving a lot to be desired as far as stability, overload, and circuit design were concerned.

Then along came integrated circuits and field effect transistors. The IC brought more space reduction and, in some cases, simplification of circuits. The FET has solved many of the overload problems connected with bipolar transistors. The FET high input impedance has almost eliminated loading of tuned circuits, resulting in higher Q's and improved selectivity; and the low noise of FET's has improved sensitivity. So it is now possible to design and build a solid-state receiver that is equal to, or even better than, its vacuum tube counterpart.

Most electronic experimenters choose to buy factory built receivers because they feel the task of constructing one is beyond their capabilities. This is not necessarily the case. They build many other electronics projects that are just as complicated. Perhaps a better understanding of just how a solid-state receiver is designed and how it works would cause many to try constructing one for themselves.

The Basic Superheterodyne. A block diagram of the basic superhet system is shown in Fig. 1—applicable to simple BCB units, FM receivers, CB rigs, radio control, etc.

Assume that the input circuit of the mixer is tuned to 5.000 MHz. A local

oscillator built into the receiver is tuned to 5.455 MHz and is coupled to the mixer. When a nonlinear device has two such signals fed into it, there are four signals at the output: 5.000, 5.455, 10.455 and 0.455 MHz. By following the mixer with a selective tuned circuit and amplification (the i-f amplifier) at the difference frequency (455 kHz) considerable improvement in selectivity can be achieved as opposed to the mere amplification of the 5.000-MHz signal alone. Why? Because the higher the frequency of a tuned circuit, the less selective it becomes. For this same reason, the sum frequency (10.455 MHz) was passed over.

Double Conversion. In considering the layout in Fig. 1, a logical question arises: Why not move the local oscillator frequency nearer to that of the received signal? This would lower the frequency of the i-f amplifier and provide even more improvement in selectivity. This is true; but, as the i-f frequency is lowered, problems of another nature arise.

The mixer is not selective enough to attenuate all signals other than 5.000 MHz—especially those close to 5.000 MHz. If, for example, a strong signal at 5.910 MHz appears at the input, it too will mix with the local oscillator frequency and will also produce a difference frequency of 455 kHz. This will be amplified in the i-f amplifier, producing what is called an image of the other 455 kHz. Images can appear anywhere in the tuning range of the receiver.

Fundamentals of Solid-State Receivers

Thus, it can be seen that moving the local oscillator frequency closer to the received signal brings the images closer and makes it more difficult for the tuned circuits to attenuate them. Adding more tuned circuits between the antenna and the input to the mixer will help, and this is one reason for adding an r-f amplifier. However, as receivers are called upon to get signals of higher and higher frequencies, the number of tuned circuits needed to solve the image problem becomes prohibitive.

One solution is to use double conversion as shown in Fig. 2. Now, with the same 5.000-MHz input, the first local oscillator is tuned to 11.000 MHz; and the output of the first mixer is 6.000 MHz, the difference frequency. The image frequency is now 17.000 MHz, which is far enough away from 5.000 MHz to be attenuated.

To get a lower i-f frequency for better selectivity, the second mixer is fed by a local oscillator at 6.100 MHz, and the difference frequency of 100 kHz is amplified and detected.

In addition to solving the image problem, double conversion can be a real asset in improving stability. An oscillator is always a source of frequency drift in a receiver, and the higher the frequency, the greater the problem. In some double conversion receivers, the first local oscillator is crystal-controlled for stability, and the second, working at a much lower frequency, takes care of the tuning. Overall stability is thus considerably improved.

New semiconductors,
new IC's, and new circuits
make much better
receivers possible

BY JIM WHITE, W5LET

However, double conversion receivers are not without their drawbacks. Every time an oscillator is added, chances of spurious responses increase considerably, so quite a few single conversion receivers are still to be found. But, instead of a low i-f frequency, they use a frequency as high as 9.000 MHz to reduce the image problem. The development of excellent crystal filters for this frequency range has helped to solve the problem of selectivity for these single conversion units.

R-F Amplifier. An r-f amplifier is included in high-frequency receivers for two main reasons: to increase the level of the antenna signal to a point where it will override the noise generated in the mixer, and to offer discrimination to spurious signals. Too much amplification can create problems with cross-modulation and blocking, which can occur when one stage of the receiver (the r-f or mixer) is overloaded.

The circuit of an r-f amplifier using a dual-gate FET is shown in Fig. 3. The FET works well as an r-f amplifier because of its excellent "square-law" behaviour, which means that a frequency applied to its input appears at the output along with the frequency's second harmonic—and no other harmonic. If the circuit is tuned (as in an r-f amplifier), the second harmonic is of no importance since it will be eliminated. The square-law behaviour of a FET is much better than that of a bipolar because the latter has characteristics similar to a diode, resulting in more harmonics.

In the circuit shown in Fig. 3, the signal is applied to one gate of the dual-gate MOSFET, while automatic gain control is applied to gate 2. This use of feedback to control the gain on the second gate is one of the big advantages of the dual-gate FET. As mentioned previously, the FET also has a high input impedance so that it does not load the tuned circuit and it makes possible a very high Q to prevent spurious signals.

Mixer. As its name implies, the mixer stage takes two signals, mixes them, and provides outputs which are the sum and difference of the two. By selecting the proper output, a high frequency can be converted to a much lower one.

Any nonlinear device can be used as

a mixer: diodes, bipolar transistors, or FET's. Usually the diode is not used at lower frequencies because there is a signal loss in conversion, and the characteristics of a bipolar limit its usefulness when handling strong signals.

Here again, the dual-gate MOSFET is preferred—even over the junction FET or single insulated gate FET. The second gate is used for the local oscillator input (see Fig. 4). With the r-f input on gate 1, the signal and the oscillator are well isolated. This eliminates a problem called "pulling," which means that the tuning of the mixer causes a shift in the frequency of the oscillator.

A mixer using a junction type FET is shown in Fig. 5. Like the circuit in Fig. 4 it provides signal gain while converting the input to the i-f frequency (conversion gain), but the isolation of the oscillator frequency is not as good as provided by the circuit in Fig. 4.

Local Oscillator. In the simple superheterodyne, the tuning range of the local oscillator must maintain the difference between its own frequency and that of the input so that the i-f frequency is always the prescribed amount—in the case of the example used here, either 455 kHz above or below the signal. This frequency difference must be maintained throughout the frequency range of the receiver if the i-f amplifier is to pass and amplify (called "tracking") the mixer output.

Many modern double conversion receivers use a crystal-controlled first local oscillator to improve stability at high frequencies. The second local oscillator, operating at a much lower frequency is tunable. In addition to providing stability, this method assures the same tuning range on all bands and makes calibration easier because the oscillator's tuning range is the same on all bands. Several types of communications receivers used by amateurs utilize this principle, and often as many as a dozen crystals are used in the first local oscillator.

If more expanded coverage is desired, the designer must include more crystals and a more complex switching arrangement. Some of the more expensive and complicated receivers, designed to receive signals between 500 kHz and 30 MHz, have a first oscillator whose fre-

quency can be shifted, either by conventional tuning, or by bandswitching inductance and capacitance. Such an oscillator normally would be too unstable, but in this case it is phase-locked to harmonics of a very stable crystal oscillator. Though somewhat more complex, this arrangement offers excellent stability, a reduction in the number of crystals needed (usually only one or two), a much wider range of frequencies, and simplified switching.

A block diagram of a phase-locked oscillator is shown in Fig. 6. A precision 500-kHz crystal oscillator drives a harmonic generator, which provides good, strong harmonics to frequencies well above 30 MHz. These harmonics, appearing at every 500 kHz, are fed to a phase detector which also receives the output of the tunable oscillator. As long as the tunable oscillator is at an exact multiple of 500 kHz, the output of the phase detector is zero. However, if the oscillator drifts, the output voltage of the detector, which is coupled to a variable capacitance diode connected across the oscillator tuning coil, brings the oscillator frequency back to the correct value. With proper design, a phase-locked oscillator has extremely good stability—even better than some crystal oscillators operating at higher frequencies.

For those interested in a simpler approach, Fig. 7 is a crystal-controlled oscillator using a junction FET. The circuit in the drain is tuned to the crystal frequency. For multi-band operation it is necessary to switch crystals and tuned circuits.

As mentioned previously, many receivers have a tunable second local oscillator that determines the frequency stability of the receiver. In the circuit shown in Fig. 8, a buffer stage is included to provide more isolation and minimize "pulling" of the oscillator. The oscillator uses a single-gate MOSFET, while the buffer is a conventional bipolar transistor.

I-F Amplifier. No mention has been made so far about the use of integrated circuits. Why? Simply because there does not seem to be any IC that equals the performance (in the circuits discussed so far) of the devices suggested. With the i-f amplifier however, it's a different story. There are several IC's available

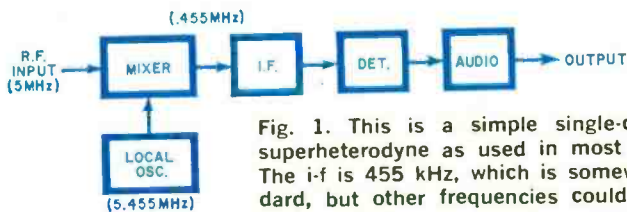


Fig. 1. This is a simple single-conversion superheterodyne as used in most receivers. The i-f is 455 kHz, which is somewhat standard, but other frequencies could be used.

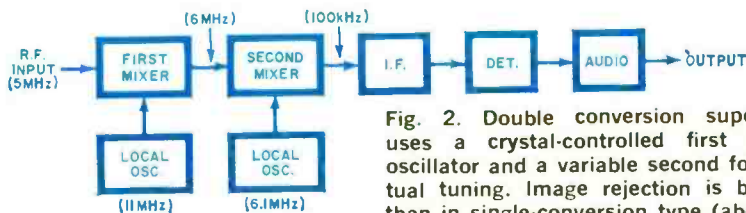


Fig. 2. Double conversion superhet uses a crystal-controlled first local oscillator and a variable second for actual tuning. Image rejection is better than in single-conversion type (above).

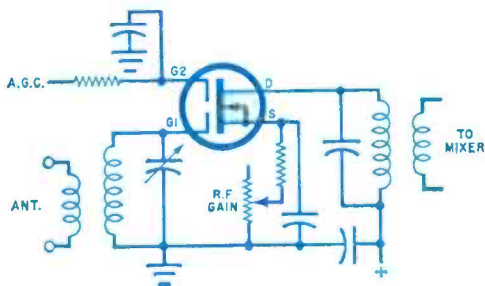


Fig. 3. Here, the dual-gate MOSFET r-f stage has its gain controlled by a negative voltage which is shown as applied to gate 2.

Fig. 4. This mixer also uses a dual-gate MOSFET, with the local oscillator signal applied to gate 2 of the transistor; r-f on gate 1.

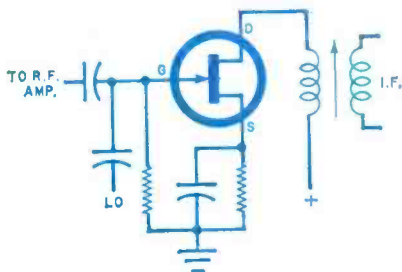
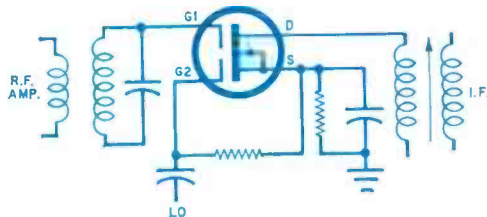


Fig. 5. This circuit shows how a junction FET can be used as mixer. There is less isolation than when the dual-gate MOSFET is employed.

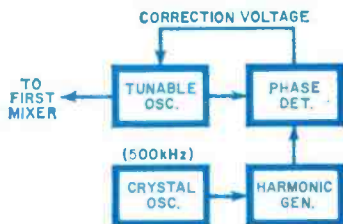


Fig. 6. This tunable oscillator is locked to harmonic of crystal frequency and kept on frequency by the action of the phase-locked loop.

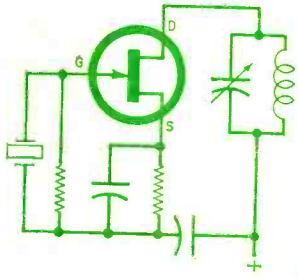


Fig. 7. Typical crystal-controlled oscillator using a junction FET. The tuned circuit in the drain is set to the crystal frequency. For a different frequency, both crystal and the tuned circuit components must be changed.

Fig. 8. This tunable circuit is used as second local oscillator with a buffer stage to provide isolation from the mixer circuit.

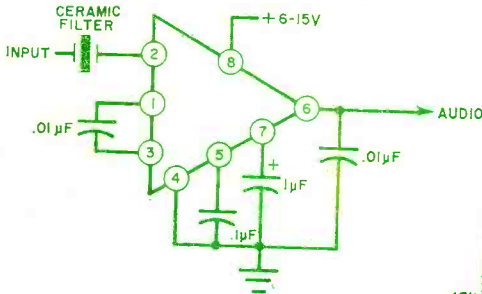
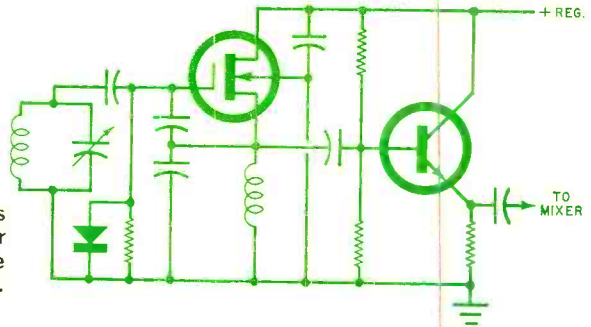


Fig. 9. This IC i-f stage provides 0.8 volt output from an input as low as 50 microvolts. The circuit also has agc range of 60 decibels.

Fig. 10. The integrated circuit used in this i-f strip costs only \$1.50 and provides 70 dB gain at 455 kHz.

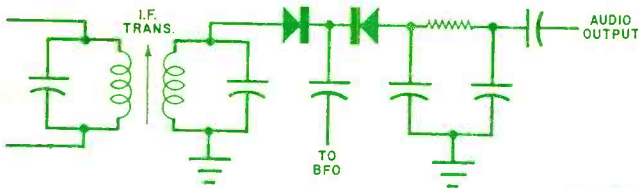
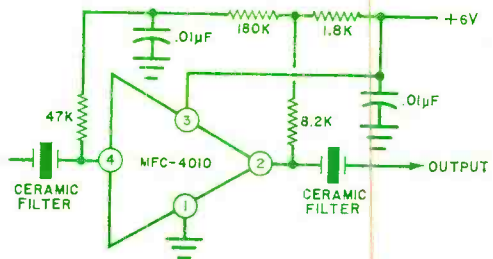
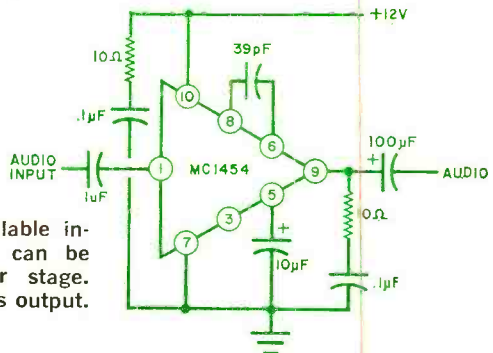


Fig. 11. This simple product detector for CW and SSB applications uses a back-to-back dual diode arrangement.

Fig. 12. There are many available integrated circuit devices that can be used in the audio amplifier stage. Some will provide up to 5 watts output.



that certainly do an excellent job here.

What do we expect the i-f amplifier to do? Amplify, of course; but it is here that we seek to achieve much of the receiver's selectivity. It is possible to provide amplification very simply with an IC; but selectivity must be added, usually in the form of a crystal or mechanical filter. Recently, also, ceramic filters have been used and they offer some advantages, especially in size and cost. A ceramic filter approximately $\frac{1}{4}$ " square and $\frac{3}{4}$ " long can be bought for less than \$15 and it can be combined with an IC to make a very good i-f stage.

Generally speaking, most crystal filters used today are of the higher frequency types (up to about 9 MHz) and the mechanical filters are for lower frequencies (to about 500 kHz).

Space does not permit a description of all of the IC's that are available for an i-f amplifier. One typical example, however, is shown schematically in Fig. 9. Designed for AM use only, it provides 0.8 volts, peak-to-peak with inputs as low as 50 microvolts at pin 2. It has an extremely good agc network as well as an AM detector. The agc range (referred to pin 2) from 50 microvolts to 50 millivolts is 60 dB. The IC is in a TO-5, 8-pin case and with four capacitors and some means of achieving selectivity, it makes a good AM i-f strip. The IC is an LM-372.

A schematic of an i-f strip built around a new, low-cost IC recently announced by Motorola is shown in Fig. 10. It is extremely small, but provides a gain of up to 70 dB at 455 kHz. The IC is about \$1.50.

Product Detector and BFO. Most modern receivers use one form or another of a product detector for SSB and CW reception. To understand why a product detector is desirable, we must review some basic facts about these two modes of transmission. First, with both SSB and CW, something must be added at the receiving end to produce audible signals. With CW we have a carrier, but no audio modulation. So an oscillator is built into the receiver with a frequency very near the i-f. When the two are mixed (beating against each other) a signal in the audio range is produced. It is the same principle as in the mixer stage except that the output is an audio beat. Usually the beat oscillator is variable in frequency so that

the pitch can be varied to suit the operator.

In receiving SSB signals, we must remember that the carrier was suppressed at the transmitter so that the receiver must supply the carrier. This is done by the beat oscillator operating with the sideband to produce audio. Just as with CW, the beat oscillator must be positioned properly as far as frequency is concerned for best results.

Why a product detector? Because the regular diode detector most often used with AM will introduce severe distortion unless a proper balance is maintained between the signal and the beat oscillator. This is difficult to do. In most receivers lacking a product detector, it is necessary to reduce the signal input with the r-f gain control. With a product detector, which is really a mixer-type demodulator, the requirements as to the ratio between the received signal and the beat oscillator is much less critical so the audio is much "cleaner."

One very simple product detector circuit, with back-to-back diodes, is shown in Fig. 11. The beat oscillator must be stable and also must have sufficient output. Because of the need for exceptionally good stability in the BFO, many manufacturers use crystal-controlled oscillators. Usually two crystals are provided so that the frequency will be correct for either upper or lower sideband when receiving SSB.

Audio Amplifier. The use of an IC in the audio portion of a solid-state receiver is the only logical approach. There are many available to do the job. One possibility is the circuit shown in Fig. 12. It uses a minimum of parts and operates with a 12-volt input. An RCA unit uses a maximum of 9 volts. The General Electric PA-234 provides 1 watt; the PA-237, 2 watts.

Other Considerations. There are many other factors involved in the design and construction of a solid-state receiver. Not all of them can be covered here, but most of them have to do with mechanical details. For instance, it is almost imperative to use printed circuit techniques, and the construction should be good and solid. The power supply must be of the well-regulated, solid-state type. ♦



Communications Scene

By Richard Humphrey

THE Citizens Band—and unless mention is to the contrary, we mean the 27-MHz class D band—has gone through its adolescence and should now be ready to undertake the responsibilities of communications adulthood.

This demands the creation of a national organization to put together and propose rule changes to the Federal Communications Commission, to promote the interchange of news and information of interest to the CB community, and to figure out some form of self-policing, possibly like that used by the amateurs.

Whether or not such a group should be patterned after the amateur's American

Radio Relay League is hard to say. At first glance, you'd say that the basic job of such an organization should be the same as the ARRL's: to represent its members in all the necessary ways. This makes sense. But then the similarity ends. It's just a different scene, that's all. It can be argued that more "communicating" is done on 27 MHz than on all the ham bands combined.

Yes, a national CB organization *should* represent its members. But for *their* reasons and not what somebody else thinks is good for them.

Who Speaks for the CB'er? Some of the efforts to weld Citizens Band licensees into a national group have been mildly successful, others have had a brief moment of glory then died, some just never seemed to get off the ground. This is not to underrate their efforts—or the work of groups like REACT, which, after all, is primarily interested in help in emergencies and doesn't enter into the discussion; or the publications devoted either entirely or in part to CB activities; or even industry-oriented groups with obvious aims.

The point is, no one speaks for the Citizens Band population as a whole. And such a speaker is needed.

For instance, magazines devoted to amateur radio and many groups with the same interests make valuable contributions; but when the chips are down, it's the ARRL that's snapping at the FCC's kneecaps for rule changes—or defending some ham wrongly accused of TVI.

The need for a national organization to carry the CB torch was pointed up by the application last year by the Electronic Industries Association to the FCC to establish 80 CB channels in the

The Case for a National CB Organization

220-222-MHz band. If the idea is approved by the FCC, the Electronic Industries Association possibly will have rendered the CB'ers a valuable service.

But shouldn't this petition for rule changes have been submitted by a Citizens Band association rather than an association representing the manufacturers of CB equipment? And there's no reason why the EIA could not have done most of the leg work for a CB organization in such a circumstance. It's perfectly ethical and is common practice in many communications areas.

To carry the argument a bit further: the Electronic Industries Association petition sparked a vigorous protest in the September (1971) issue of *QST*. (The ARRL got into the battle to protect the 220-225-MHz amateur band!). The editorial raised some old questions and asked some new ones.

"Would this simply be another instance," said *QST*, "where manufacturer advertising would pervert the Commission's objectives, as industry advertising and promotion did to the present 27-MHz segment?"

Anything the EIA says in answer to the question is going to be suspect. An answer from a Citizens Band organization wouldn't be so shaky. Even if it had received massive help in the preparation of such an application from the EIA.

The *QST* editorial went on to mention the many violations on the 27-MHz band ("skip" talking, illegal antenna height, illegal power) and also cast a clammy eye on the EIA's suggestion for "instant" licensing—having the applicant "issue" his own call by using the initials of his state plus the last six numbers of his Social Security number.

"Skip" talking (QSO's in excess of 150 miles) will always remain a problem. (Though it should be less of a problem in the next few years due to reduced sunspot activity.) It was a mistake—whose fault it was is immaterial now—to think that limiting power would make the ionized layers above the earth's surface stop working and, thereby, eliminate "skip". Putting the entire CB operation on 220-222 MHz would, of course, be a solution. But it hasn't yet been decided whether it would be a good one.

Convert your stereo system to 4-dimensional sound!
QUATRASONIC™ BY EICO



KIT \$17.95
WIRED \$29.95

Enjoy 4-dimensional sound hidden in standard stereo records, tapes and FM broadcasts.
 Just add the QUATRASONIC™ adaptor and two speaker systems — No additional amplifiers required.

FREE 32 PAGE EICO CATALOG

For latest catalog on EICO Test Instruments Stereo, EICOCRAFT Projects, Environmental Lighting, Burglar/Fire Alarm Systems, and name of nearest EICO Distributor, check Reader Service Card.
 EICO, 283 Malta Street, Brooklyn, N.Y. 11207



CIRCLE NO. 17 ON READER SERVICE CARD

Planning to move?

Let us know **6 to 8 weeks in advance** so that you won't miss a single issue of **POPULAR ELECTRONICS INCLUDING ELECTRONICS WORLD**

Attach old label where indicated and print new address in space provided. Also include your mailing label whenever you write concerning your subscription. It helps us serve you promptly.

Write to: P.O. Box 1096, Flushing, N.Y. 11352, giving the following information.

If you have no label handy, print OLD address here.

name _____ please print _____

address _____

city _____

state _____ zip-code _____

← AFFIX LABEL →

- Extend subscription.** **Change address only.**
 Enter new subscription.
 (1) 5 yrs. \$21 (2) 3 yrs. \$15. (3) 1 year \$6
 Payment enclosed (1 extra issue per yr. as a BONUS)
 Bill me later. 0612

name _____ please print _____

address _____

city _____ state _____ zip _____

Add'l postage: \$1 per year outside U.S., its possessions & Canada.

Antenna Height Regulations. According to Prose Walker, the Chief of the Amateur and Citizens Division of the FCC, the far-from-satisfactory antenna-height regulations are in for revision. Presently, class-A Citizens Band requirements call for a "ground slope" limitation for base-station antennas near airports with one-foot-above-ground for every 100', 50' or 25' the antenna is from the nearest runway depending on the size of the airport. In no case can the antenna be higher than 200'. This can all be changed if the antenna is shielded by natural terrain or existing structures. Class D—along with classes B and C—has the familiar "20 feet above natural formation or manmade structure" limitation.

"We can equalize this situation," Mr. Walker said. "by giving them something higher than they've got at the present time but," he emphasized, "it would have to be a certain height above ground or a certain height above the building."

In other words, all CB classes would have the same antenna regulations with the height limitation higher than the present class D (and B and C) requirements. If there were a national group representing the CB'er, some significant suggestions might be forthcoming.

Serious CB'ers—those who abide by the rules and use the service sensibly and not as a form of electronic exhibitionism—have long griped about the many violations of their less-serious brothers and didn't have to be reminded by any editorials that the situation is miserable from time to time.

"You can't let things like this go on," says the FCC's Prose Walker. "because if you do, the transgressions will eventually find their way into other services. If you're going to have rules, make rules you can enforce; then enforce them. If you're not going to do this," he says, "then you'd better not have rules."

All of which means that the FCC is aware of the problem and, what's more, it intends to do something about it.

"We've asked the Office of Management and Budget to give us some more dollars," says Walker, "so we can get some more teams out into the field and clean this mess up."

And what a help it would be to have a national CB association putting the pressure on members of Congress.

Comments from local and regional Citizens Band clubs and organizations certainly would help. But the impact of a national CB group representing 878,000 licensees would be, I submit, certainly much more powerful.

Other Changes in the Works. Of even greater interest to CB'ers—and yet another reason for a common front—are the FCC plans for a change in the way you go about getting your license.


"One of the ideas we're kicking around," a Commission representative told us, "would require an examination on the rules rather than the simple statement in form 505 that they have read and understand the necessary sections of Part 95. We'd let them use a book—anything they want but they'd have to get 100%."

Another of the Commission's ideas involves some highly sophisticated thinking and, possibly, the necessity of getting your license *before you are permitted to buy your CB rig!* Mr. Walker refused to reveal just exactly what is involved but he assured us that "it will create a sensation."


If there weren't any other reason for a national CB organization to coordinate the aims of the many independent groups, it would seem that the FCC plans for CB licensing would be a focal point. Obviously, things are moving on the CB front. As far as that goes, the entire communications scene has been undergoing—and will continue to undergo—major changes for the first time in over 50 years. An association to present a common CB front to the FCC, to critics, and to the communications industry has become a virtual necessity.

Putting it bluntly, there's got to be someone to do the hard never-ending work of seeing to it that there will continue to be frequencies for CB'ers to use. It should be an organization to question and, if necessary, challenge FCC rule making procedure when it's felt that the best interests of the Citizens Band community are threatened and an association to defend, represent and counsel what is probably the largest group of communications licensees in the entire world.

It's nice to have help and it's nice to have friends. But with its enormous potential, do you really think the CB'er has to be helped across the street like a little old lady? ◆



To each his own.



Not everybody needs a concert grand piano, nor does everybody need the best cartridge Shure makes to enjoy his kind of music on his kind of hi-fi system. Eventually, you'll want the renowned *V-15 Type II Improved*, the peerless cartridge for advanced systems and ample budgets. But, if your exchequer is a little tight, consider the *M91E*, widely acclaimed as the *second best* cartridge in the world. With a sharply circumscribed budget, all is *far* from lost. Choose any of the four models in the *M44 Series*, built for optimum performance in the easy-to-take \$18-25 price range. Write for a complete catalog:

Shure Brothers Inc.,
222 Hartrey Ave., Evanston, Illinois 60204.
CIRCLE NO. 38 ON READER SERVICE CARD



Tuner for the Neglected Band

BUILD THIS COMPANION
TUNER FOR THE
LICENSE-FREE TRANSMITTER
DESCRIBED LAST MONTH

BY JIM WHITE/W5LET

LAST MONTH, we described a one-watt transmitter for the 160-190-kHz band. This month, as promised, we will discuss a companion long-wave tuner.

The circuit, shown in Fig. 1, uses four conventional vacuum tubes and requires only an audio amplifier and antenna to make it a top-notch receiver. Headphones can be connected directly to the audio output if desired. Both *V1* and *V2* are r-f amplifiers and are adjusted to the same frequency as the transmitter you will be receiving.

The very low power of the transmitter makes it necessary to have a sensitive tuner, so two r-f stages are used. Also, two r-f stages provide a better rejection of strong BCB signals that can creep into a low-frequency converter. The use of two fixed tuned stages also eliminates the problem of tracking, with its increase in cost.

Following the two r-f stages is *V3*, a converter stage, where the input frequency is changed to 455 kHz. This is then amplified by *V4*. Diode *D1* is both the a-m detector and agc device. The power supply is a conventional half-wave type.

The two r-f transformers, *T2* and *T3*, are conventional 262-kHz types with trimmer capacitors to bring their frequency down to the 160-190-kHz range. The antenna coil, *T1*, is a TV horizontal width coil with 30 turns of #28 enameled wire added as the coupling coil.


The tuner has three controls: *R15* for audio gain, *R18* for r-f gain, and *S2*, the standby switch. The ac control switch, *S1*, is mounted on *R15*.

Construction. The prototype of the tuner was built on a 7" X 9" X 2" aluminum chassis (the same as the transmitter) and the general layout is shown in Fig. 2. The large holes for tubes, transformers, etc. were made with chassis punches, while all the smaller holes were drilled. Mount the components so that interconnecting leads are as short as possible. A number of terminal strips were used below the chassis to support most of the components. The trimmer capacitors for *T2* and *T3* were soldered directly to the appropriate terminals on the transformers.


The 30 turns of #28 wire on *T1* are wound directly on top of the coil and in the same direction as the turns on the coil. When wiring *T6*, the oscillator coil, be sure to follow the manufacturer's recommended connections or the converter will not oscillate.

Adjustments. With the power turned on, make sure that all four filaments heat up, and carefully check for the presence of

This bottom view of the tuner shows how point-to-point wiring was used. The adjustment for *T6*, the oscillator coil, is near top right corner.



if you go for four channel...



you don't have to go for broke

Buy yourself a miracle for as little as \$209.95. That's all it takes to get your conventional two-channel stereo to do anything any total four-channel receiver and control center can do, now or in the future.


The Sansui QS500 and QS100 converters are complete Four-Channel Synthesizer-Decoder-Rear-Amplifier-and-Control-Center combinations that transform standard two-channel stereo totally. The only other equipment you need is another pair of speakers.

You can decode any compatibly matrixed four-channel broadcasts or recordings and reproduce them in four authentic channels. You can detect the ambient signals present in most two-channel recordings or broadcasts and propagate them through the rear channels. In Sansui matrixing, the exclusive phase-shift technique prevents the cancellation of some signals and the change in location of others that occur in many matrixing systems. And the exclusive phase modulators restore the effect of the live sound field.

You can plug in a four-channel reel-to-reel or cartridge deck or any other discrete source. In the future — if you should have to — you can add any adaptor, decoder or what-have-you for any four-channel system for disc or broadcast that anyone's even hinted at. And a full complement of streamlined controls lets you select any function or make any adjustment quickly and positively.

The QS500 features three balance controls for front-rear and left-right, separate positions for decoding and synthesizing, two-channel and four-channel tape monitors, electrical rotation of speaker output, alternate-pair speaker selection, and four VU meters. Total IHF power for the rear speakers is 120 watts (continuous power per channel is 40 watts at 4 ohms, 33 watts at 8 ohms), with TH or IM distortion below 0.5% over a power bandwidth of 20 to 40,000 Hz. In its own walnut cabinet, the QS500 sells for \$279.95.

An alternate four-channel miracle-maker is the modest but well-endowed QS100, with total IHF music power of 50 watts (continuous power per channel of 18 watts at 4 ohms and 15 watts at 8 ohms). In a walnut cabinet, it sells for \$209.95.

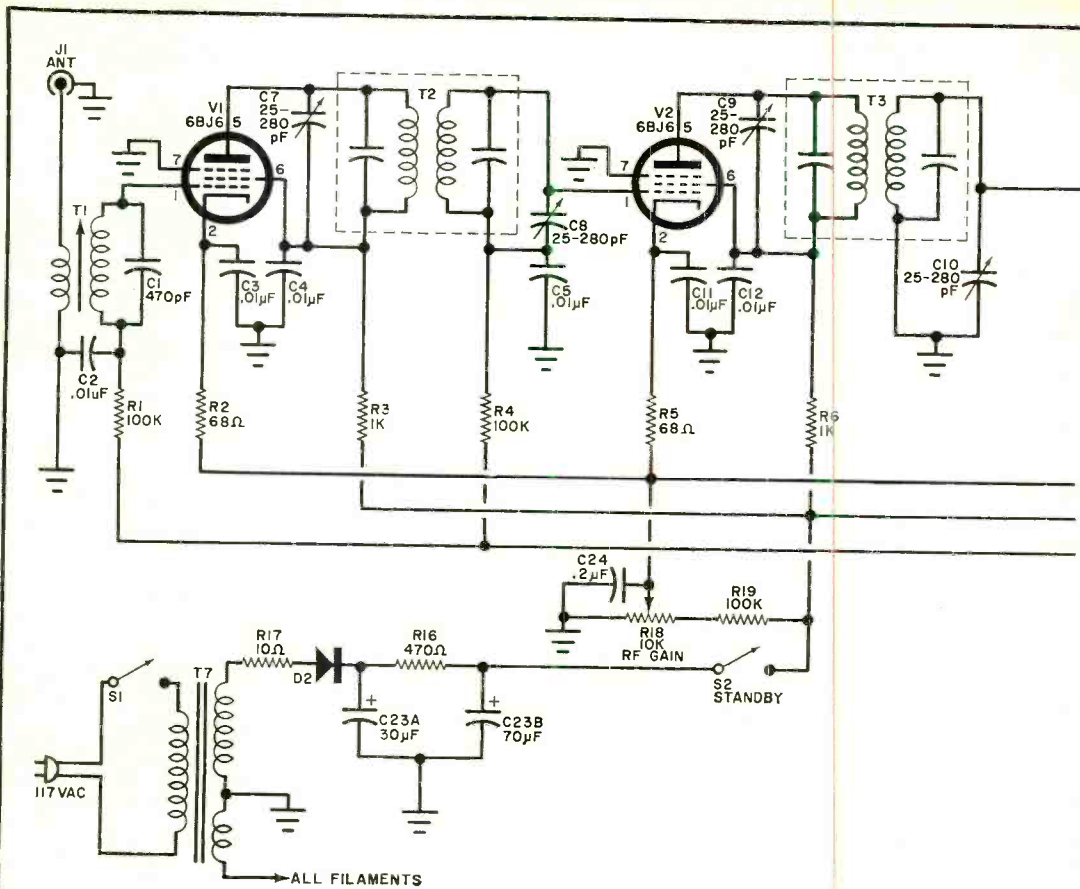


SANSUI ELECTRONICS CORP.

Woodside, New York 11377 • Gardena, California 90274

SANSUI ELECTRIC CO., LTD., Tokyo, Japan • Sansui Audio Europe S. A., Antwerp, Belgium

CIRCLE NO. 36 ON READER SERVICE CARD



PARTS LIST

- C1—470-pF, 500-volt mica capacitor
- C2-C5, C11, C12, C16-C19—0.01- μ F, 500-volt, disc ceramic capacitor
- C6—0.02- μ F, 400-volt capacitor
- C7-C10—25-280-pF compression trimmer capacitor
- C13—150-pF, 500-volt silver mica capacitor
- C14—500-pF, 500-volt silver mica capacitor
- C15—0.02- μ F, 500-volt disc ceramic capacitor

- C20, C21—150-pF, 500-volt disc ceramic capacitor
- C22—0.01- μ F, 400-volt capacitor
- C23—Dual 30- μ F and 70- μ F, 150-volt electrolytic capacitor
- C24—0.2- μ F, 200-volt capacitor
- D1—Signal diode (1N34A or similar)
- D2—600V, 750mA rectifier diode
- J1—Coaxial connector
- J2—Phono connector

plate and screen voltage on the tubes. Connect an audio cable from J2 to an audio amplifier. The first adjustment is that of T6, the oscillator coil. This can be made by using a conventional BCB radio in close proximity to the receiver. Assume you want to tune to 175-kHz. Add this to the i-f frequency (455 kHz) and the result is 630 kHz. Tune the BCB radio to 630 kHz and slowly adjust the slug of T6 until you hear the signal from the oscillator. Lock the T6 slug with a jam nut or a drop of cement on the threads.

The other adjustments can be made in

one of two ways: if you have a well-calibrated oscillator that tunes to 160-190 kHz, things will be simplified; or if you have built the companion transmitter, you can use it. In either case, connect a VTVM across C6 (in the a-gc line) with the negative lead to the line. Now with the appropriate long-wave signal injected into the antenna circuit, you should get some indication on the meter. Adjust C7, C8, C9, and C10 for a maximum indication. Then adjust the slugs of T1, T4, and T5 to further increase the meter indication. You may have to decrease the signal generator output or

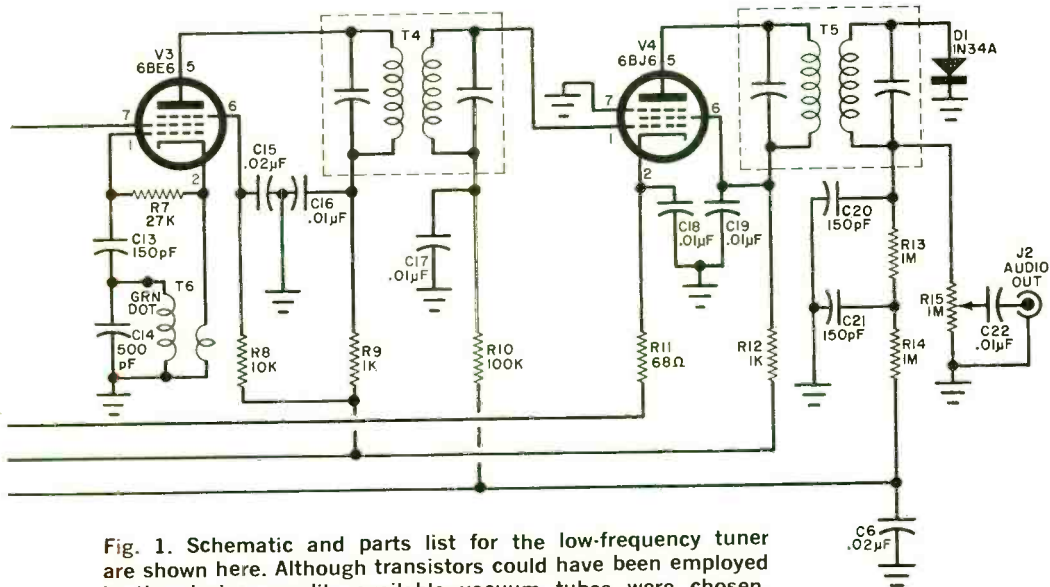


Fig. 1. Schematic and parts list for the low-frequency tuner are shown here. Although transistors could have been employed in the design, readily available vacuum tubes were chosen. Note that two r-f stages (V1 and V2) were used in design because the low power of the transmitter requires a very sensitive tuner. The converter stage is V3, and V4 is the amplifier.

- R1, R4, R10—100,000-ohm, 1/2-watt resistor
- R2, R5, R11—68-ohm, 1/2-watt resistor
- R3, R6, R9, R12—1000-ohm, 1/2-watt resistor
- R7—27,000-ohm, 1/2-watt resistor
- R8—10,000-ohm, 1/2-watt resistor
- R13, R14—1-megohm, 1/2-watt resistor
- R15—1-megohm, audio taper potentiometer with switch S1
- R16—470-ohm, 2-watt resistor
- R17—10-ohm, 1-watt resistor
- R18—10,000-ohm, 2-watt linear taper potentiometer
- R19—100,000-ohm, 1-watt resistor
- S1—Spst switch on R15
- S2—Spst slide or toggle switch
- T1—TV wind coil, 0.5-5 mH (Miller 6313 or similar)

- T2, T3—262-kHz miniature i-j transformer (Miller 12111 or similar)
- T4, T5—455-kHz miniature i-j transformer (Miller 12C1 or similar)
- T6—Oscillator coil Meissner 14-1028 broadcast type
- T7—Transformer; secondaries: 125V at 50mA and 6.3V at 2A
- V1, V2, V4—6BJ6 tube
- V3—6BE6 tube
- Misc.—Chassis (Bud AC406 or similar), 7-pin miniature tube socket (4), knobs, terminal strips, ground lugs, rubber grommets, line cord, mounting hardware, short length of #28 enamelled wire for T1, short length of thin coaxial cable for antenna connector.




Fig. 2. This view of the top of the tuner shows how components were arranged on chassis for the prototype.

move the transmitter farther away to keep from overloading the receiver.

Operation. With the low-frequency tuner properly aligned and with a long antenna connected to it, adjust the audio gain (R15) for a comfortable level and operate the r-f gain control (R18) so that the received signal does not overload the receiver. To use the transmitter and tuner together, you can interlock the standby switches. ♦

**“He’s a good worker.
I’d promote him
right now if he had
more education
in electronics.”**



Could they be talking about you?

You'll miss a lot of opportunities if you try to get along in the electronics industry without an advanced education. Many doors will be closed to you, and no amount of hard work will open them.

But you can build a rewarding career if you supplement your experience with specialized knowledge of one of the key areas of electronics. As a specialist, you will enjoy security, excellent pay, and the kind of future you want for yourself and your family.

Going back to school isn't easy for a man with a

full-time job and family obligations. But CREI Home Study Programs make it possible for you to get the additional education you need without attending classes. You study at home, at your own pace, on your own schedule. You study with the assurance that what you learn can be applied to the job immediately.

CREI Programs cover all important areas of electronics including communications, radar and sonar, even cable TV engineering. You're sure to find a program that fits your career objectives.



You're eligible for a CREI Program if you work in electronics and have a high school education. Our FREE book gives complete information. Mail postpaid card for your copy. If card is detached, use coupon at right or write: CREI, Dept. E1202C, Wisconsin Ave. & Tilden St., Washington, D.C. 20016.

Founded 1927

CREI

Accredited Member of the
National Home Study Council



CREI, A Division of the McGraw-Hill
Continuing Education Company
Dept. E1202C, Wisconsin Ave. & Tilden St.,
Washington, D.C. 20016

Please send me FREE book describing CREI Programs. I am employed in electronics and have a high school education.

NAME _____ AGE _____

ADDRESS _____

CITY _____ STATE _____ ZIP CODE _____

EMPLOYED BY _____

TYPE OF PRESENT WORK _____ G.I. BILL


- I am interested in:
- Space Electronics
 - Electronic Engineering Technology Computers
 - Industrial Electronics Nuclear Engineering
 - Technology Electronics Systems Engineering
 - Non-technical course in computer programming
 - CATV Engineering

APPROVED FOR TRAINING UNDER NEW G.I. BILL



Product Test Reports

ADVENT CASSETTE TAPE DECK (Model 201) (A Hirsch-Houck Lab Report)



The *Advent Corp.* Model 201 cassette tape deck is an improved and considerably modified version of the company's original Model 200. It has built-in Dolby Type "B" circuits to provide a noise reduction figure of from 6 to 10 dB. Like the Model 200, the 201 has switchable bias and equalization for standard and the new chromium-dioxide tape formulations and an illuminated VU meter which can be used to display individual channel signal levels or be left to indicate the higher level of the two channels.

The Model 201 cassette deck, in its walnut base, measures 13 $\frac{1}{2}$ " x 9 $\frac{1}{4}$ " x 4 $\frac{1}{2}$ " and weighs only 13 $\frac{1}{2}$ pounds. It is priced at \$280. An optional external microphone pre-amplifier can be obtained for an additional \$20.00.

Description. The Model 201 deck, unlike most cassette units, is made entirely in the United States.

Pushing the **PLAY** button powers the motor and the electronic circuits. The **STOP** button, when activated, shuts off the transport but maintains power on the rest of the system.

To disengage power from both the motor and electronic circuits, a separate switch must be operated.

The **PAUSE** lever, when pulled toward the user stops tape motion instantly without disengaging the recording interlock. Upon releasing the lever, tape motion resumes without the perceptible initial "wow" that is characteristic of most other recorders. Pulling the **PAUSE** lever slightly to the right locks it in place; a slight push to the left releases it instantaneously.

A separate **RECORD** button must be depressed simultaneously with the **PLAY** button to set the deck to the recording mode. A red light comes on when the deck's electronics are ready to record.

The fast-forward and rewind system in the 201 is unique. A spring-loaded lever which is normally centered is pushed to the left or the right to move the tape rapidly in the indicated direction. It does not latch and, as a result, must be held in position during the entire winding operation. However, the deck has by far the fastest high-speed tape movement of any we have seen in a cassette deck; so, the non-latch feature poses no hardship.

The cassette snaps into an open well that keeps it completely visible during operation. An **EJECT** lever, when activated, pops up the cassette vigorously. When the end of tape travel is reached, the motor stalls and the entire transport shuts down and disengages mechanically to prevent the formation of flat spots on the rubber pressure wheel.

The inputs and outputs (for line level sources only), together with the output level control, an 18-volt dc jack, and a recording-level test button for calibration of the Dolby system are recessed into the left side panel of the walnut base. There are no microphone inputs, but Advent offers an optional external microphone preamplifier which plugs into the 18-volt dc jack to obtain its power.

On the top panel of the deck are two in-

truly remarkable

25-MHz BANDWIDTH

DELAYING SWEEP

3% ACCURACY

10-mV SENSITIVITY

DUAL TRACE &

SIGNAL DELAY LINE

ALL FOR ONLY . . .

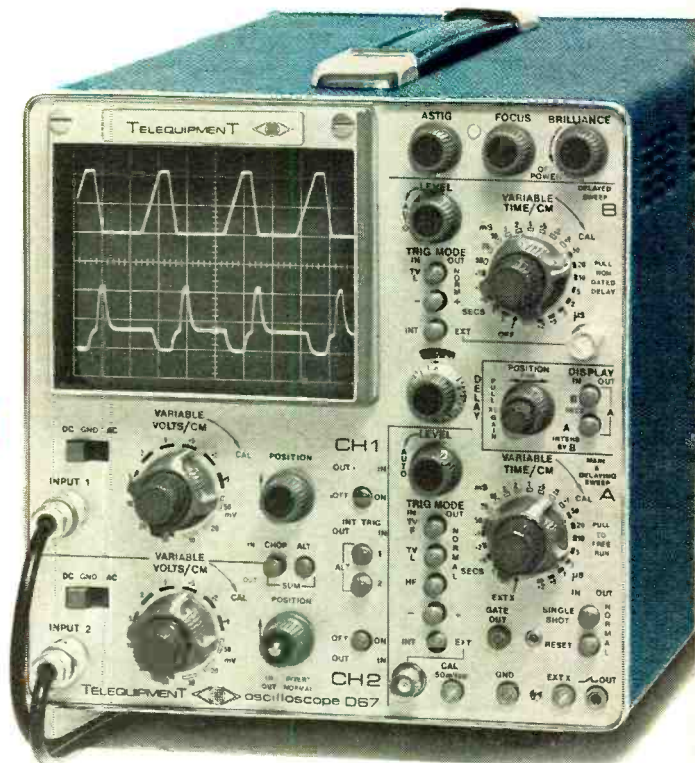
\$975

The new Telequipment D67 Oscilloscope offers the performance you have always desired at a price that is several hundred dollars lower than any other comparable model.

In addition to its impressive array of specifications, the D67 has other features not usually found in low-priced scopes: regulated power supplies, FET inputs to keep vertical trace drift to a minimum, fully solid-state design to improve reliability, transistors in sockets to make servicing easier and faster.

Bright displays are obtained by using 10-kV high voltage on the rectangular 5-inch CRT which has a big 8 x 10 cm display area.

A wide range of sweep rates from 2 s/cm to 0.2 μ s/cm (40 ns with X5 magnifier), delayed sweep, 3% accuracy and 14-ns risetime, make the D67 ideal for high



resolution analysis of pulse sequences. And if some of the pulses are jittery, that won't be a problem because the delayed sweep can be triggered. Those who have a need to view television signals will be pleased with the D67's ability to trigger at TV field and line rates.

Even if portability is not a prime consideration, you are certain to like the D67's light weight—it weighs only 25 lbs.

Telequipment Oscilloscopes are marketed and supported in the U.S. through the Tektronix network of 56 Field Offices and 32 Service Centers. The instruments are warranted against defective parts and workmanship for one year. For more information call your nearby Tektronix field engineer or write: P. O. Box 500, Beaverton, Oregon 97005.

Telequipment Oscilloscope prices start as low as \$245.

U.S. Sales Prices FOB Beaverton, Oregon

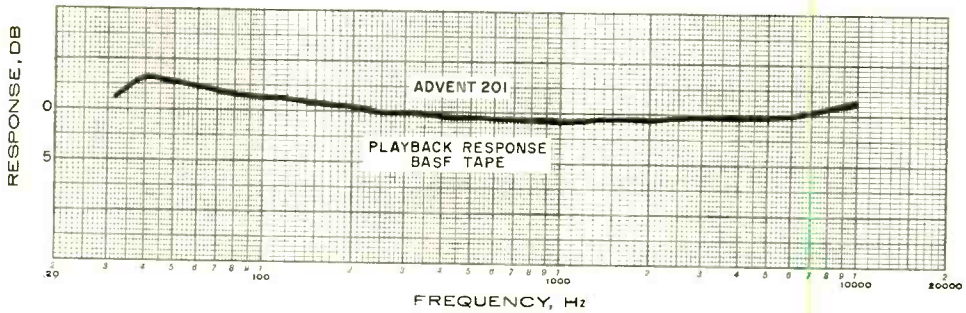
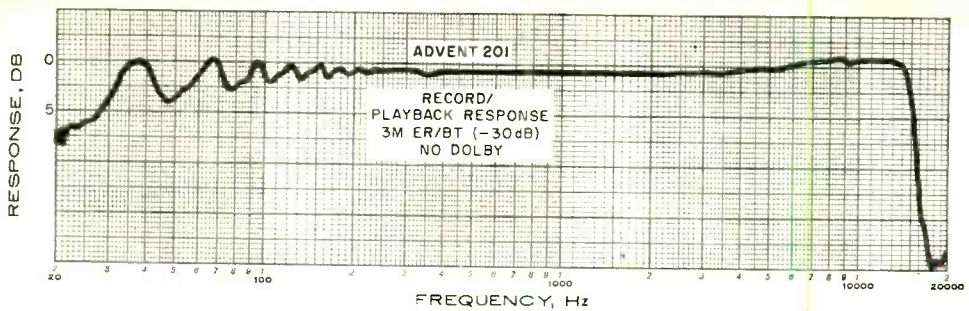
TELEQUIPMENT



TELEQUIPMENT
a subsidiary of

Tektronix, Inc.

CIRCLE NO. 44 ON READER SERVICE CARD



Record/playback (top) and playback only (directly above) curves show the Advent 201 tape deck's very flat frequency response over range of 50-10,000 Hz.

put level controls and a master recording level control which operates both channels simultaneously. Near the controls are a rocker switch which can be set for stereo or mono recording and three lever switches. One of the lever switches is used to turn on and off the Dolby circuits. Another connects the VU meter as desired. And the third switch is used to optimize the recorder for either regular or chromium-dioxide tape formulations, adjusting both bias and playback equalization. On the underside of the deck are screwdriver controls for adjusting bias and Dolby recording levels.

Test Results. In our lab measurements, the overall frequency response on record and playback, using 3M ER/BT tape, tested out at 31-15,000 Hz \pm 1.5 dB. With other tape formulations, minor differences in high-frequency output can be expected. Using Advocate "Crolyn" tape, frequency response was extended slightly (31-15,500 Hz \pm 2 dB). Playback response with a BASF test cassette was 100-10,000 Hz \pm 1 dB and, at 40 Hz, was +3.5 dB. Unweighted wow and flutter checked out at 0.17 percent. A 0-VU recording level required a 31-mV input, delivering a 530-mV output level.

The signal-to-noise ratio when standard tape was used was 48.5 dB, referred to 0 VU, the standard Dolby level. With the

Dolby circuits switched in, the S/N ratio improved to 54 dB. And, using Advocate Crolyn tape, it was 53 dB without and 57 dB with the Dolby circuits switched in.

Distortion at 0 VU was 1.9 percent and did not reach the standard 3 percent reference level until a +3-VU signal was applied. Since the signal-to-noise ratio of a tape recorder is usually expressed relative to the 3 percent distortion level, the Model 201 provided a 60-dB S/N ratio with chromium-dioxide tape—a truly remarkable figure for the narrow track and low 1½-ips tape speed. It is equalled by few 7½-ips reel-to-reel recorders.

User Reactions. In listening tests, the Advent Model 201 cassette deck was as impressive sounding as its bench measurements suggested. Noise was inaudible at even very high volume levels. The buyer of a 201 receives a demonstration cassette recorded on his purchased deck from a 15-ips master tape. The only hiss we heard when playing this demo cassette—and then only at very high levels—was transmitted to our recording from the master tape itself.

The overall sound quality obtained from the Model 201 can be described only as superb. This deck sounds as good as most 7½-ips reel-to-reel recorders selling in the rarefied \$500 and higher price range. Flutter,

usually the weakest link in a cassette system, could not be heard from the Advent 201 cassette deck.

In summary, the Advent Model 201 cassette deck is among the finest such mechanisms we have tested to date. Its frequency response is more than equal to the task of dubbing from discs or FM tuner/receivers.

Circle No. 75 on Reader Service Card

EICO 4-CHANNEL STEREO ADAPTER (Sound/4 Model EC-4700)

Now that quadrasonic sound is making an all-out bid for a permanent place in the hi-fi market, a number of 4-channel stereo converters are making their appearance. The latest such entry is the Eico Model EC-4700 "Sound 4" stereo adapter made by *Eico Electronic Instrument Co., Inc.*

Unlike the systems which use active circuitry to recover the ambience information present in most two-channel stereo sources, the Sound 4 employs a passive network that requires the addition of only a pair of speaker systems for the rear channels to convert any existing stereo system for

quadrasonic sound. An extra stereo amplifier is not needed since the Sound/4 is compatible with all existing 2-channel equipment and program sources. The EC-4700 simply accepts the two present speaker outputs and mixes them to deliver the two conventional front outputs plus the ambience signals required for driving the two rear channel speaker systems.

The adapter can be used with 4-, 8-, or 16-ohm amplifier outputs. A small booklet provided with the unit explains the complete setup, including the very easy method of properly balancing the four speaker system outputs.

The Sound 4's approach to proving the value of quadrasonic sound was tested with a conventional good-quality stereo



Short Wave Listening



Drake MODEL SW4-A

International Shortwave Broadcast Receiver

- Precision tuning dial eliminates guesswork, permits Direct Frequency Dialing on SW and standard AM Broadcast
- Crystal lattice filter for adjacent station rejection and good AF response
- Dual conversion
- Solid state AF output
- S-meter
- Preselector gives superior sensitivity by peaking antenna and RF stages
- Crystal-controlled H. F. Oscillator stability
- Amplified AVC constant AF output.

\$299.00



Communications Radio



Drake MODEL SPR-4

Programmable Communications Receiver

- Programmable to suit any interest: SWL, Amateur, Laboratory, Broadcast, Marine Radio, etc.
- All solid state
- Direct Frequency Dialing: 150-500 kHz plus any (23) 500 kHz ranges, .500 to 30 MHz
- FET Circuitry
- Linear dial, 1 kHz readout
- 3 bandwidths: 0.4 kHz, 2.4 kHz, and 4.8 kHz for: CW, SSB, AM
- Power: 120 VAC, 220 VAC, and 12 VDC
- Crystals supplied for LW, BC and seven SW bands.

\$499.95

R. L. DRAKE COMPANY




**540 Richard Street
Miamisburg, Ohio 45342**

CIRCLE NO. 15 ON READER SERVICE CARD

system to which had been added a pair of low-cost, limited-frequency-response speakers for reproduction on the rear channels. The resulting sound was quite pleasant. The added "ambience" effect from the two speakers to the rear certainly added a new dimension to an already good stereo setup. We conclude that the use of rear speakers that were as good as those in the front would have vastly improved our already pleasant test setup.

The EC-4700 is available in both kit and wired versions. We received the former. It went together quickly and without a hitch. Once the innards are assembled and wired, the entire adapter tucks away into a small plastic box which can easily be concealed behind almost any amplifier or receiver. And for maximum convenience, Eico provides, with their Sound/4's, all the necessary speaker-to-adapter cables needed.

The Sound/4 is priced at \$9.95 in kit form, \$19.95 factory-wired.



Circle No. 76 on Reader Service Card

MIDLAND SSB/AM TRANSCEIVER (Model 13-873)



The *Midland Communications Co.* Model 13-873 Citizens Band transceiver provides operation on all 23 Class D channels using single sideband or AM. It thus provides all the advantages of SSB operation, while still permitting communication in the AM mode with stations not equipped to handle SSB traffic.

The Model 13-873 is a solid-state CB transceiver capable of a 10-watt peak input power level when operated in the SSB mode. Either upper- or lower-sideband operation can be used, providing 46 working channels instead of the 23 channels to which AM is limited. The carrier input power for AM is 5 watts.

The transceiver has adjustable squelch, fine tuning control (clarifier), noise blanker for superior noise suppression, dual-purpose

meter, external-speaker jack, and public-address facility.

Technical Highlights. A total of 31 transistors (three of which are FET's), 65 diodes, and one IC are employed in the transceiver. Except for a common front end (r-f stage, heterodyning mixer, and frequency synthesizer), there are separate receiving sections for SSB and AM. Single conversion to a 7.8-MHz i-f is used for SSB with selectivity and sideband selection obtained with an 8-pole crystal-lattice filter that provides a 350-2700-Hz bandpass and an adjacent-channel rejection and unwanted sideband suppression of 60 dB.

Dual conversion is used for AM, with the 7.8 MHz i-f converted down to 455 kHz through a ceramic filter, providing a 50-dB adjacent-channel rejection figure. Image rejection in either mode is 70 dB.

A performance figure that points up an advantage of SSB over AM is that of the weak-signal sensitivity, which on SSB is 6 dB better than on AM as indicated by the comparative measurements of 0.25 μV on SSB and 0.5 μV on AM for 10 dB S+N/N.

The squelch operates in both modes with an adjustable sensitivity of 0.25-750 μV . The noise blanker is most effective for SSB where it suppresses impulse noise

by at least 40 dB. An excellent age setup maintains a relatively uniform a-f output measured as a 4-dB change with an input-signal change of 100 dB (1-100,000 μ V) on SSB and of 80 dB (10-100,000 μ V) on AM.

A little over 100 μ V is required to obtain an S-9 meter reading. The meter also doubles as a relative output-power indicator during transmit. In either case, it shows a steady reading in the AM mode, but with SSB, it deflects up and down according to the modulation level. A transmitter indicator lamp responds in a similar manner.

For SSB transmissions an initial 7.8-MHz carrier signal is obtained from a crystal-controlled oscillator that also serves as a BFO to provide carrier re-insertion on received SSB signals. The filter method of SSB generation is employed, using a balanced modulator where the carrier is nulled out. This leaves suppressed-carrier double-sideband signal, one sideband of which is subsequently rejected by the same 7.8-MHz filter used in the SSB receiving section.

The resulting SSB signal is converted to the CB range by heterodyning it with oscillator signals from the frequency synthesizer. The synthesizer employs 14 crystals which

are used in combinations of two for producing different frequencies in the 19.2-MHz ranges as required for heterodyning to each CB channel and the particular sideband. Three r-f amplifiers, including the power amplifier, raise the SSB signal level to a peak-power output level of 4 watts when the transceiver is operated from a 13.6-volt dc source.

The unwanted sideband and the carrier suppression were both found to be 60 dB. The distortion products which are primarily indicative of the possible broadness of the signal and the maintenance of good unwanted-sideband suppression at maximum output were at least 22 dB down. This is about par for the course with transistors.

For AM operation, the synthesizer's output signal is heterodyned with the 7.8-MHz carrier oscillator signal (otherwise used for SSB) to provide an on-channel AM carrier signal that goes to the same r-f amplifier as used for SSB. In this case, both the driver and p.a. are collector-modulated by the a-f output stage of the receiver. On AM, the transceiver put out a 3.5-watt carrier with modulation limited to 85 percent.

When used for SSB, the receiver must

*the tape that
turned the
cassette into
a high-fidelity
medium*



TDK SUPER DYNAMIC (SD) TAPE

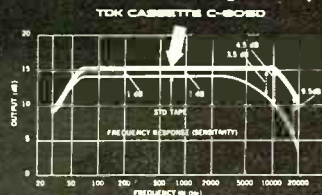


CIRCLE NO. 43 ON READER SERVICE CARD

TDK

Until TDK developed *gamma ferric oxide*, cassette recorders were fine for taping lectures, conferences, verbal memos and family fun—but not for serious high fidelity.

Today you can choose among high-quality stereo cassette decks.



The new magnetic oxide used in TDK Super Dynamic tape distinctively differs from standard formulations in such important properties as coercive force, hysteresis-loop squareness, average particle length (only 0.4 micron!) and particle width/length ratio. These add up to meaningful performance differences: response capability from 30 to 20,000 Hz, drastically reduced background hiss, higher output level, decreased distortion and expanded dynamic range. In response alone, there's about 4 to 10 db more output in the region above 10,000 Hz—and this is immediately evident on any cassette recorder, including older types not designed for high performance. There's a difference in clarity and crispness you can hear.

Available in C60SD and C90SD lengths.

TDK ELECTRONICS CORP.
LONG ISLAND CITY, NEW YORK 11103

be tuned to the exact frequency of the transmitted signal; otherwise, the signal at the receiver will have an unnatural voice sound. This is handled by the fine-tuning (clarifier) control which shifts the frequency ± 550 Hz. It alters both the receiver and the transmitter frequency so that, when an SSB signal is properly tuned in, transmissions can be made precisely on the same frequency. The end result is that intercommunication between two or more stations may be held right on frequency without the need for constant retuning.

Since the transmitter frequency is controlled as described, the tolerance of the

crystals must be held closer than usual, so that the clarifier adjustment will not result in operation outside the legal tolerance of ± 0.005 percent. With the Midland unit, the maximum deviation at the extreme settings of the clarifier held within 0.0022 percent on all channels.

Although designed for mobile service, the transceiver can also be employed as a base station when powered by an accessory ac-powered 12-volt dc supply.

The Midland Model 13-873 CB transceiver, including push-to-talk microphone, dc power cable, mounting bracket, and hardware sells for \$369.95.

Circle No. 77 on Reader Service Card

KOSS RED-DEVIL STEREO HEADPHONES (Model KRD-711) (Hirsch-Houck Lab Report)

Stereo headphones are available in many styles and are marketed over such a wide price range that many people have difficulty in deciding which ones to buy. As with most products, there is a rough, but not rigid, relationship between list price and quality in the headphone market. But the price "spread" among stereo headphones is so great that most buyers settle for some medium-priced unit which they hope will prove to be satisfactory.

The *Koss Electronics Inc.* Model KRD-711 "Red Devil" phones are one example of good quality units available at low cost. Falling near the lower end of the Koss price scale, they nevertheless have many of the sonic qualities of much more expensive phones.

The earpieces are a bright red, molded plastic (hence the name Red Devil). The headband, molded from red polypropylene plastic and fitted with a foam-padded top, is a simple but comfortable design. The removable ear cushions are of neoprene foam construction, fitting snugly but comfortably over the ears and effectively excluding external noises.

Because of its construction, the Red Devil is unusually lightweight, 12 ounces (less cord). The coiled cord extends to 10 ft and is fitted with a standard stereo phone plug. The nominal impedance of the Red Devil is 20 ohms per channel—which means that the phones can be driven from the speaker outputs of any amplifier in which the average program level does not exceed 5 volts.



We made measurements of the frequency response and impedance of the Red Devil, using a homemade coupler to simulate the human ear cavity. The frequency response, measured in this manner, is usually more irregular than it seems to be in a subjective evaluation; but it does tend to show trends in response.

The output in the range from 20 to 1000 Hz was very smooth and uniform within ± 3 dB, attesting to the effectiveness of the ear seals. It rose at higher frequencies (with the expected irregularities due to the coupler) and was still very strong at 17,000 Hz—which is well above the 15,000-Hz calibration limit of our microphone.

The measured impedance was higher than the specified 20 ohms, averaging about 280 ohms at the low and middle frequencies and about 500 ohms at 20,000 Hz. Sensi-

For a guaranteed choice of jobs call 800-631-1972 toll free.*



Now you can get information on Air Force opportunities by calling this number anywhere in the country — toll free. And it can be a real hot line as far as your future is concerned.

For instance, any job you're trained for, any skill you learn in the Air Force will be valuable to you in or out of the service. Air Force skills are lifetime skills. Right now, your Air Force Recruiter has a special listing of select jobs that he can guarantee to you before you join up. No more chance, just choice.

Give the Air Force a call. It could be the most important call you ever made.

(*In New Jersey call 800-962-2803.)

Find yourself in the Air Force.

tivity, as with most stereo headphones, was more than adequate for high-volume listening with any amplifier. At the very high level of 114 dB, distortion was only 1.0 percent at 400 Hz.

In listening tests, by itself and in comparison with a number of other phones (most of which were more expensive), the Red Devil proved to be one of the best sounding of the group. In fact, its sound quality was remarkably close to that of the

top-of-the-line Model PRO-4AA phones made by Koss. Apparently, the Koss people have engineered the Red Devil for low-cost production without sacrificing quality. This makes the KR-711 one of the best sounding stereo headphones at or near their price of \$29.95. (Note: Koss is currently offering a jet-black version of these headphones as their Model K-711 at the same price. Their performance and construction are identical to those of the Red Devil.)

Circle No. 78 on Reader Service Card

SIMPSON DIGITAL VOLTOHMETER (Model 460)



While examining a large pile of brand-new test equipment, some of which we first previewed at the National Electronics Week show held in Miami Beach last year, we happened upon the *Simpson Electric Co.* Model 460 portable digital VOM. Its price tag of \$395 seemed a bit steep, but we did not let that deter us. In fact, it made us curious to find out just why almost \$400 was asked for the instrument.

Having used an elderly Model 260 meter-movement VOM made by Simpson in our lab for quite a number of years, and knowing that it had proven to be a very good meter, we expected much of its 1971 relative, the Model 460. After using the 460 for a while, we feel that it lives up to the rigid standards set down by its now classic relative.

Operating Ranges. The ranges of the new DVOM cover just about any need you are likely to encounter on your testbench. There are five dc and five ac voltage ranges from 200 mV full-scale to 1000 volts full scale. The 200-mV range has a 100-megohm input resistance, the 2-V range has 1000 megohms,

while the other three ranges drop down to 10 megohms each. The five ac voltage ranges have an input impedance of 1 megohm at 150 pF. The five ac and dc current ranges have a 200- μ A to 1000-mA (one ampere) capability, all with 3-ampere overload protection.

Of the six resistance ranges, the 200-ohm range uses 2-mA test current, the 2K range uses 200 μ A, the 20K range is 20 μ A, the 200K range is also 20 μ A, the 1-megohm range is only 2 μ A, and the 20-megohm range is 200 μ A.

All together there are a grand total of 26 of the most useful test ranges.

The non-blinking 3½-decade readout display uses the popular single-plane seven-segment readouts that are easy to read. Because the 460 has automatic polarity seeking, either a "+" or "-" sign will be displayed on the left side, dependent on the polarity of the voltage applied to the probe tip.

Measurement accuracy is also high. Dc voltage measurements are within 0.1%, ac is from 0.5% between 40 Hz and 10 kHz and 1% from 10 to 20 kHz. Dc current measurements are within 0.2%, while ac current is measured within 0.7% of the reading.

Resistance measurements are within 0.5% except for the 20-megohm range which is 1%. All of the above readings are ± 1 digit. Overrange capability is 150% to protect the instrument from mishaps.

Special Features. Having used digital multimeters before, we were surprised by this one on a couple of points. First, it contains its own rechargeable nickel-cadmium batteries that can provide up to seven hours of truly portable operation. When the 460 is plugged into the ac power line, even while it is being used to make measurements, its internal batteries are automatically being

charged. Second, this is the first digital instrument we have seen that also contains an analog meter (1½ inches, edgewise mounted) that displays peaks and nulls at a glance during alignment procedures. (Try that on most other DVOM's and see how difficult nulls and peaks are to locate.)


As an added bonus, the analog meter is also used in conjunction with a front-panel pushbutton to test the battery at any time. The meter scale is suitably marked. Finally, the 460 has an automatic polarity selector circuit that means that fumbling with test leads or switches, while your nose is buried in the equipment under test, has become a thing of the past.

Mechanically, this American-made instrument measures 8½" x 7¾" x 4" and weighs just 6 pounds. It comes in a pleasant-looking aluminum case that has been engineered to resist shocks. There is a convenient cable storage slot and a cover. The handle uses knurled set knobs, and doubles as a tilt-stand base. In normal bench use, the instrument rests on four rubber feet. Each input is clearly marked as are the function and range switches. Zero adjustment (when needed) can be made through a small hole in the front panel.

In terms of convenience, capability, and versatility, the Simpson Model 460 is, hands down, one of the finest digital multimeters we have had the pleasure of using both on the bench and in the field.

Circle No. 79 on Reader Service Card


LEADER ELECTRONIC OSCILLOSCOPE SWITCH (Model LS-5)



If you work with an oscilloscope, you are already aware of how important it is as a piece of testbench equipment. You know also how much of a problem it can be when

4-CHANNEL SOUND!

ADD IT TO YOUR STEREO SYSTEM IN JUST ABOUT 15 MINUTES!



The low-cost way to "add-on" 4-channel realism to regular stereo! You don't have to buy a new amplifier—just add our Quatravox and two extra speakers. Works with any and all 2-channel records, tapes and FM. Hear sound from left and right and front and rear—it's like a real "live performance." At our 1300 stores nationwide or postpaid—**24.95*** add applicable sales taxes.

Save \$15

Reg. 84.95

Only 69.95*



Complete Add-On System

- Quatravox™ 4-Channel Synthesizer
- Two MC-500 Bookshelf Speaker Systems In Oiled Walnut Cabinets

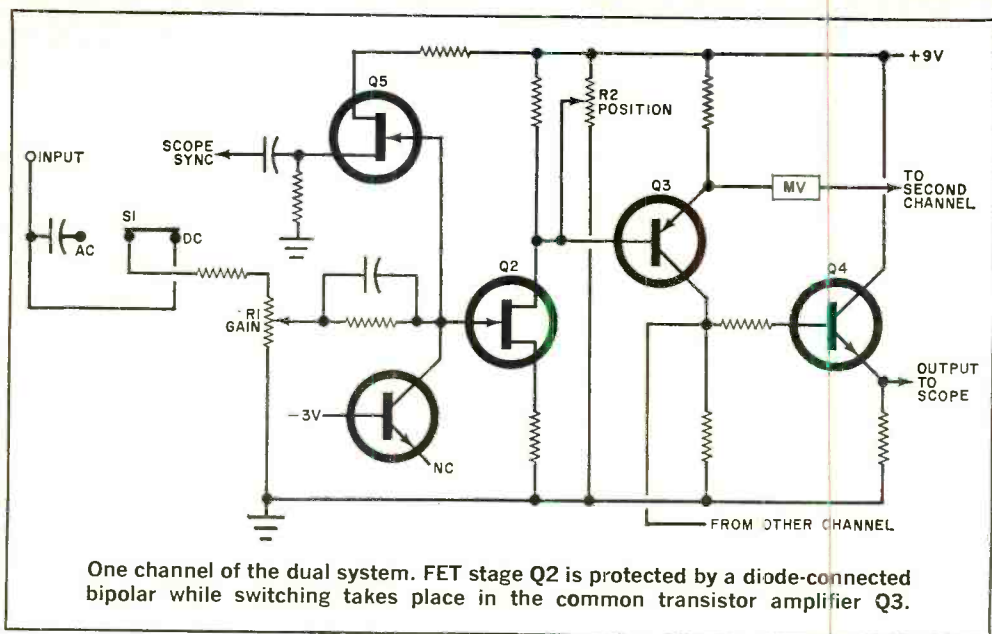
Nationwide Supermarket of Sound

Ask for FREE Catalog!

RADIO SHACK
AND ALLIED RADIO STORES

A TANDY CORPORATION COMPANY
2725 W. 7th St. Ft. Worth, Texas 76107

* PLUS APPLICABLE SURCHARGE/REVALUATION CHARGE.
CIRCLE NO. 2 ON READER SERVICE CARD



you try to "see" what goes on between the input and output of a particular circuit. Because of changing signal levels and the need for sometimes constant readjustment of the scope controls, it becomes a bit tedious to keep swapping the scope leads between test points.

Then, too, when working on digital equipment, it is necessary to know the relationships between the various pulses running through a particular circuit. There is no convenient way this can be determined when using a single-beam scope.

Now, with the *Leader Instruments Corp.* Model LS-5 electronic switch, you can hook up test leads to both input and output points of a circuit, or between any two logic points, and display both signals simultaneously on a single-beam scope with the capability of positioning each trace as desired on the scope face. This solid-state switcher provides a choice of four switching frequencies—1.5, 5, 30, and 50 kHz, to avoid "breaking up" the displayed trace regardless of the harmonic relationship between the input signal being viewed and the selected switching speed.

Frequency response is dc to 300 kHz and 2 Hz to 300 kHz in the ac mode. Each channel has its own ac-dc selector switch. Input impedance is 100,000 ohms, and each channel has a gain of two. Both gain and positioning controls are provided for each of the two switched channels. The electronic

switch also provides a trigger pulse (derived from the signal on channel 1) to lock the external oscilloscope to the viewed signal.

The partial schematic shown here gives the basic operation of one channel. (The two channels are similar.) After passing through the ac-dc selector switch, the signal is passed to gain control *R1* and the gate of FET input stage *Q2*. Diode-connected transistor *Q1* protects the sensitive gate against accidental overvoltage which could puncture the gate junction of the FET. The output of the FET is coupled to a conventional bipolar transistor amplifier, *Q3*. The vertical position of the input signal (on the scope screen) is determined by the source bias of *Q2*, determined by the setting of position control *R2*. The output of *Q3* is made via emitter follower *Q4*, which also accepts the switched signal from the other stage.

Transistor *Q3* is switched on and off by a square wave generated in a switched-speed multivibrator. The two outputs of the latter are arranged so that, while one stage is operating, the other stage is turned off. The external scope then displays first one signal, then the other, at such a rapid rate that they both appear to be on at one time. The scope sync signal is taken off via FET stage *Q5*, with this signal fed to a front-panel connector.

The power source is a full-wave bridge

It's old enough to vote. You haven't seen one like it since 1954. Now you've got to service it.



No sweat. PHOTOFACT® gives you complete service data on 87,000 different radio/TV circuits... including Rip Van Winkle, here.

Sams Photofact is the most comprehensive Radio/TV/Audio circuit source in the world. Photofact supplies complete service information on over 87,000 models produced since 1946—color and b-w TV, AM and FM radios, stereos and record changers. Plus service data on auto radios and tape players, CB radios, modular hi-fi and tape recorders. Quite a package!

And more data keeps coming. Every month, Photofact produces new Photofact data containing easy-to-follow service information on up to 65 of the latest chassis.

This data includes the manufacturers' own printed board callout numbers, detailed circuits, photos, standard notation schematics, replacement parts lists and descriptions, etc., etc., for each model. It'll save you hours of time and frustration.

And it's available in two ways: (1) Photofact-of-the-Month Club members receive regular monthly deliveries of the latest data; (2) or you can purchase whatever service data you need as you need it from your local electronic parts distributor.

The cost? A bargain either way. Photofact-of-the-Month Club members pay just \$13.50 a month—a \$56.00 a year saving for the entire service package. And if you need a Photofact on Rip Van Winkle, above, the price is only \$3.

1. Ask your Sams Distributor, or...
2. Fill out this coupon for membership in the Photofact-of-the-Month Club... get service data on up to 65 new chassis every month, delivered in 6 handy file folders... plus monthly "Bonus" certificate coupons toward a file cabinet of your choice.

 **HOWARD W. SAM'S & CO., INC.** 4300 West 62nd St., Indianapolis, Indiana 46268 PE 022

Please enroll me as a new member of the Photofact-of-the-Month Club. I agree to pay \$13.50 per month for my membership and understand my subscription will begin with the 6 current Photofact Sets, plus the Photofact Index, free, to be delivered by my Sams Distributor.

Name _____
 Business name _____
 Address _____
 City _____ State _____ Zip _____
 My Sams Distributor is _____
 Sign here _____

CIRCLE NO. 35 ON READER SERVICE CARD

followed by a pair of transistor voltage regulators.

Built with the usual high-quality mechanical construction featured in all Leader instruments, this excellent addition to any

workbench also incorporates a special mounting bracket to facilitate direct mounting on almost any scope. The instrument is 5¼" x 4" x 3⅜", and weighs 3 pounds. It retails for \$69.95.

Circle No. 80 on Reader Service Card

JFD ALL-CHANNEL TV ANTENNA (Stellar-2001)



Over the years, TV receiving antennas have been getting bigger and bigger. The more sophisticated antennas sport dozens of rod-like elements and metalwork that looks like something out of a Baroque dream.


With the introduction of the Stellar-2001, JFD Electronics Corp. is reversing the trend in antenna design. Instead of resembling the end product of a child's construction set, the Stellar-2001 has a futuristic spade shape that measures only 34" wide by 27½" long and a mere 3⅜" thick. The antenna itself is not spade shaped; it is the all-plastic weatherproof shell enclosing the "antenna" that accounts for the wing-like shape. Aside from compact size and neater appearance, the great advantage of the Stellar-2001 is its almost nonexistent wind loading effect.

Weighing only five pounds, the new vhf / uhf antenna can be installed almost anywhere by one person. It can be mounted flat against a roof, on the usual 1¼"-diameter mast, or even inside an attic. All mounting hardware, plus a liberal supply of weather-proofing adhesive that is used to seal screw entries through a roof, are supplied with the antenna.

Technical Details. According to the people at JFD, the innards of the Stellar-2001 contain a large printed-circuit device that takes the place of conventional aluminum elements plus a built-in low-noise solid-state amplifier. Power for the amplifier is fed up the same coaxial cable down which the TV signal travels to the receiver. A small power supply that mounts on the back of

the TV receiver is included with the antenna. The power supply can be mounted via a pair of built-in tabs, or you can peel away the protective backing and firmly press the exposed adhesive surface against the back of your TV cabinet.

A high signal-to-noise ratio is maintained by amplifying the signal directly at the antenna, properly matching the amplifier to the actual antenna, using an amplifier that has linear characteristics, and using reactive filters so that overloading the active elements is virtually impossible. The combination signal-splitter/power supply package has provisions for both vhf and uhf connec-



This new look in TV antennas features a PC antenna and low-noise solid-state amplifier. Wind loading is very low.

tions to the TV receiver; another separate output is also provided for feeding a second receiver.

Coaxial cable (75-ohm) is used between the antenna/amplifier and the signal-splitter power supply. However, the splitter/power supply package's output is rated at 300 ohms to provide the proper impedance match to TV receiver input terminals.


Use Tests. We installed the Stellar-2001 on a short, stubby mast in the same area

as a far larger log-periodic antenna array. Switching back and forth between the two antennas showed little, if any, difference in signal quality. The real test, however, came with big-wind Doria which hit the east coast last August. We (and many of our neighbors) lost aluminum elements from our log-periodic antenna and also had degradation in signal quality due to the severe rain causing leakages in the antenna. Switching to the Stellar-2001, we found that the picture was perfectly steady and showed no signs of the violence nature was stirring outside.

Although not a deep-fringe antenna, the Stellar-2001 provided satisfactory reception almost 50 miles away from the TV transmitting antenna complex. But more important is the fact that this new antenna has good looks—rather handsome, in fact—that will not begin to show aging for a very long time.

Price of the Stellar-2001 is \$75.00. It is also available as the Stellar-2001K, which is identical but also includes 50 ft of 75-ohm coaxial cable fitted with a weather boot, for \$85.00. Both antennas, of course, include all mounting hardware, brackets, and weather sealer, plus excellently written and illustrated mounting and hookup instructions.

Circle No. 81 on Reader Service Card



Product Test Reports, January 1972. In our report on the Pioneer PL-12A Record Player, two serious errors appear in the second paragraph, left column, on page 80. The high-frequency resonance noted was in the vicinity of 15,000 Hz (not 1500 Hz); channel separation reduced to between 2 and 8 dB above 12,000 Hz (not 1200 Hz). Our sincerest apologies for our goof.

"VHF Frequency Converter," December, 1971. The IC used should be CA3018 not CA3023. The M6970 can be substituted.

FEBRUARY 1972

POLY-PLANAR IS BUILT-IN SOUND ON A BUDGET.



Walls, ceilings, doors, floors, closets—any surface at all—become hi-fi speaker systems with Poly-Planar.

THE SPEAKER YOU DON'T HAVE TO SEE TO HEAR.

The Magitran Company

311 East Park Street • Moonachie, New Jersey 07074
CIRCLE NO. 31 ON READER SERVICE CARD

free TRIGGER

MONEY-SAVING 1972 CATALOG
FOR THE MAN IN ELECTRONICS



SEE

TRIGGER'S GREAT SELECTIONS
Send for this reliable buying guide to carefully selected:
Amateur Gear • Stereo Hi-Fi • Electronic Kits • CB Radio • Tape Recording • Electronic Parts • Antennas • Tubes • Transistors • Tools • Books • Test Gear

Count on TRIGGER for the best in electronics. Write for Free 1972 Catalog today

SEND FOR IT TODAY!

TRIGGER Electronics, Dept. PE-2
7361 North Ave., River Forest, Ill. 60305
 Send FREE 1972 TRIGGER Catalog

FREE Catalog


Name _____
PLEASE PRINT
Address _____
City _____ State _____ Zip _____

CIRCLE NO. 46 ON READER SERVICE CARD

NEW!

Announcing the CIE ELECTRONICS LABORATORY

Light-years ahead of any
other way to learn electronics.




Electronic "kits" are out!

Now you can have your own electronics laboratory.


You'll perform hundreds of exciting experiments like these with authentic electronic components used by industry.



Working with basic single transistor circuit — Student learns best installation and troubleshooting techniques. He has constructed a basic single transistor circuit, first step toward understanding more complex solid-state circuitry.



Observing transistor operating as shunt-fed amplifier — Student has installed an oscillator and shunt-fed amplifier. He takes various measurements and observes the transistor operating as an amplifier. This is a typical solid-state circuit.



Assembling integrated circuit on a printed circuit board — Circuit is identical to one used in latest IBM System 360 computers. Student is constructing an oscillator combined with a Darlington pair output amplifier.

Prepare now for a high income career in the fast growing field of electronics.

Electronic miracles are changing today's world with breathtaking speed.

And with this electronics explosion has come a brand new need... a demand for thousands of electronic technicians, trained in theory and practice to build the products, operate them and service them.

Don't wait for something to "happen" in your present job. Start working right now to get ready for a career you'll really enjoy... at \$10,000... \$12,000 or more a year.

Experience with experiments is your best teacher

Step-by-step learning cannot compare with learning-by-doing. Now you can learn "why" as well as "how." You'll find out for yourself the right way as well as the wrong way to use electronic components, to construct your own circuits, to discover trouble spots and learn how to fix them.

This new CIE course, Electronics Technology with Laboratory, teaches you electronics by making it work before your eyes. And you do it yourself, with your own hands.

Importance of FCC License and our money-back warranty

An FCC License is a legal requirement for many important jobs. And it is not easy to get!

But more than 9 out of every 10 CIE graduates who take the Government licensing exam pass it!

We are so certain that our Laboratory Course will successfully prepare you for a First Class FCC License examination, with Radar Endorsement, that if you fail the exam we will refund all tuition payments.

You get your FCC License, or you get your money back!

You'll have high-paying job opportunities

Electronics is in its infancy. Everywhere you turn you find new products and equipment using space-age circuitry. Computers. Improved radar for air traffic control. Mobile microwave communications. These and many more examples of electronic technology have created thousands of new jobs — in companies like American Airlines, American Telephone and Telegraph, General


Electric, IBM, North American Rockwell, Raytheon and Westinghouse.

Once you're enrolled with CIE you will get a bi-monthly listing of many high-paying, interesting jobs open in designing, manufacturing, testing, operating and repairing.

More and more jobs will be created in the next few years. Start today to get ready for an exciting, new career in electronics... the industry of tomorrow.

Don't put it off. Send now for 2 FREE BOOKS

Mail the postpaid reply card for our School Catalog *plus* a special book on how to get your FCC License. If card is missing, use the coupon below, or write to: Cleveland Institute of Electronics, 1776 East 17th Street, Cleveland, Ohio 44114. But do it now!



Approved under new G.I. Bill

All CIE courses are approved under the new G.I. Bill. If you served on active duty since January 31, 1955, or are in service now, check box on card or coupon for G.I. Bill information.

CIE Cleveland Institute of Electronics
1776 East 17th Street, Cleveland, Ohio 44114

Please send me without cost or obligation:

- 1 Your 34-page book, "How to Succeed in Electronics."
- 2 Your book, "How to Get a Commercial FCC License."

I am especially interested in: Electronics Technology with Laboratory

<input type="checkbox"/> Electronics Technology	<input type="checkbox"/> Industrial Electronics
<input type="checkbox"/> Electronic Communications	<input type="checkbox"/> First Class FCC License
<input type="checkbox"/> Broadcast Engineering	<input type="checkbox"/> Electronics Engineering

Name _____ Age _____
(please print)


Address _____

City _____ State _____ Zip _____

Check here for G.I. Bill information. Accredited Member National Home Study Council A Leader in Electronics Training... Since 1934

PE-26

CIRCLE NO. 9 ON READER SERVICE CARD



Television Scene

By Forest H. Belt

DESPITE a rash of advertising, there are still people who don't know what a Trinitron is. A few think it's some kind of TV set. Others know it's something special from Sony, but they're not sure what.

The Trinitron is a picture tube for color television. Sony introduced the first color receiver using a Trinitron several years ago, a 7-inch model that never got into production. But more recently, both 9- and 12-inch versions have been imported in quantity. And just this past winter, a 17-inch model appeared in the U.S. The "large-screen" Trinitron resembles its predecessors, but incorporates definite changes.

The Trinitron CRT is touted as being simpler than American color tubes. The advantage isn't all that obvious to a viewer; but inside the cabinet, the Trinitron operates with comparatively few circuits. For example: Any color set has critical adjustments to register the primary red, blue, and green rasters accurately on top of each other. The term is *convergence*, and the object is to keep colors from fringing black-and-white pictures. An ordinary color set, American or Japanese, has seventeen convergence adjustments. A receiver using the Trinitron has only a half-dozen or so.

Credit for simplification goes to the way the Trinitron picture tube is structured. It





Fig. 1. Standard triad dot pattern (top) and Trinitron stripe pattern.

Trinitron- Still A Mystery?

differs from the usual picture tube in several important ways: (1) The Trinitron phosphor screen is deposited in narrow vertical stripes instead of tiny dots. (2) The mask behind the Trinitron phosphor is a grille of vertical slots instead of a shadow mask of round holes. (3) The Trinitron emits three beams, one for each primary color, but from only one electron gun; the ordinary color CRT has three separate guns. (4) The beams in a Trinitron are side-by-side whereas in a conventional color tube they are spaced in a triangular relationship. (5) Special plates converge Trinitron beams electrostatically; a conventional color CRT converges electromagnetically, with a yoke of coils around the neck of the tube. (The newer

large-screen Trinitron uses a convergence yoke (controlled by only three adjustments.)

Stripes Instead of Dots. First, consider the phosphor. Compare the two photos in Fig. 1. The dots arranged triangularly belong to the phosphor of a conventional color tube. Each triad of dots contains one red dot, one green, and one blue.

The stripes in the other photo are a Trinitron phosphor. Each stripe is one color. They line up red, green, blue, red, green, blue, and so on.

Either kind of phosphor needs some sort of mask between it and the source of the beams. Otherwise, any electron beam could "splatter" onto adjacent dots or stripes, thus activating the wrong color. In the conventional picture tube, a perforated metal screen (Fig. 2A) confines the size of each beam. Because the metal sheet "shades" the edges of the beams, the name *shadowmask* has become accepted.

The Trinitron electron beams get similar treatment. The masking metal screen (Fig. 2B) contains vertical slots rather than round holes. Sony calls the mask an *aperture grille*. The phosphor stripes are very narrow compared to the beams. Each beam spreads across two slots in the grille. But the angle at which each beam strikes the grille slot nevertheless directs it to the correct phosphor stripes.

How this works is illustrated in Figs. 3 and 4. Back in the Trinitron electron gun, the red and blue beams bend, cross, and aim outward, while the green beam remains straight. As they pass between the convergence plates, the red and blue beams are directed back toward the center axis. If convergence is correct, all three beams cross again precisely at the aperture grille.

You can see the effect on individual beams in Fig. 4. The green beam, coming

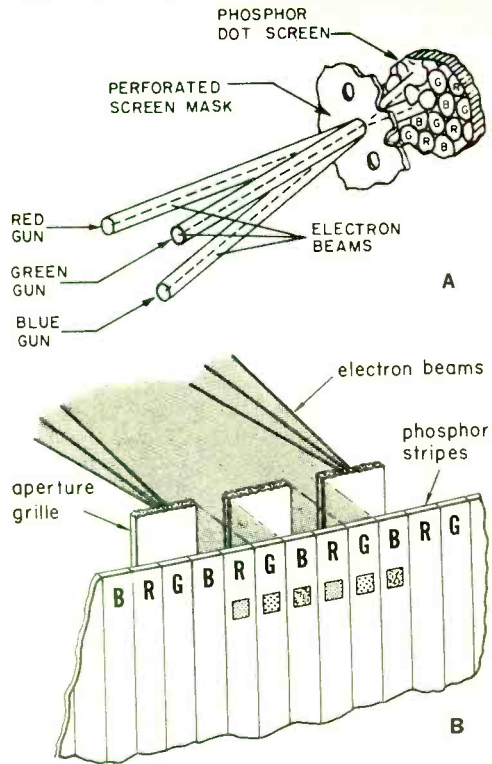
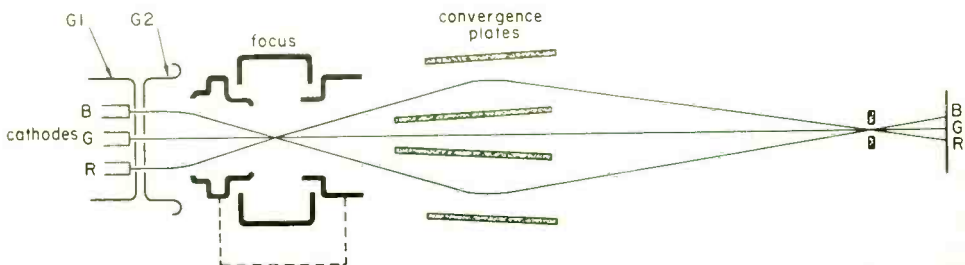


Fig. 2. At top is shadowmask scheme; below, Trinitron CRT aperture grille.

through straight, strikes the slotted masking grille exactly perpendicular. The wide beam spreads over two of the aperture slots—and then some—but the metallic grille blocks all except what can get through those two slots. The aperture grille positioning lets the green beam straight through to illuminate two green phosphor stripes.

The red beam, having been bent outward and then back inward, strikes the aperture grille from an angle. The slots—

Fig. 3. The gun in a Trinitron emits and controls all three color beams; in ordinary color-TV picture tube, three separate guns are used to make beams.



the same ones that let two green beam-segments through—pass only enough red beam to illuminate two red stripes of phosphor. The angle of the red beam just suits the positioning of the red stripes with respect to the grille openings, and the red beam does not touch green or blue stripes.

The blue beam approaches from the angle opposite the red. The slotted aperture passes two beams just wide enough, and at the correct angle, to hit only blue phosphor stripes.

Of course, all the while, the three beams are being swept from side to side and from top to bottom to form a raster. As you view the front of the Trinitron picture tube, the picture looks about like it does on any regular color CRT—unless you inspect it closely. Then you can see the individual lighted vertical stripes, just as you can see individual phosphor dots on the screen of a conventional color tube if you look closely.

Three From One. The sketch in Fig. 3 shows the gun structure of a Trinitron. Conventional color picture tubes have three separate electron guns, each with its own heater, cathode, grid 1, grid 2, and focus anode. The three heaters share common base connections, and all three focus anodes go to one base pin. But the other elements in all three guns have their separate base connections.

In early Trinitrons—the 9- and 12-inch—only the cathodes are separate. Grid 1 is common to all three cathodes, and thus controls the intensity of all three beams simultaneously. You can imagine how this trims grid-circuit requirements. Only one pin connection serves all three beams. And grid 2 circuitry is cut two-thirds also, since the G2 pin is common to red, green, and blue beams.

Focus circuitry differs from that in conventional color sets, but not in number of connections. Ordinary color CRT's require several thousand volts for focus. Not so, the Trinitron. Only a few hundred volts is needed. Focus supply circuitry can therefore be simple by comparison.

And Easy Adjusting. Beyond the novelty of generating and controlling three electron beams with only one gun, the Trinitron's most spectacular advantage lies in convergence. In 9- and 12-inch Trinitrons, special plates control the crossover point for the three beams. Ideally, crossover

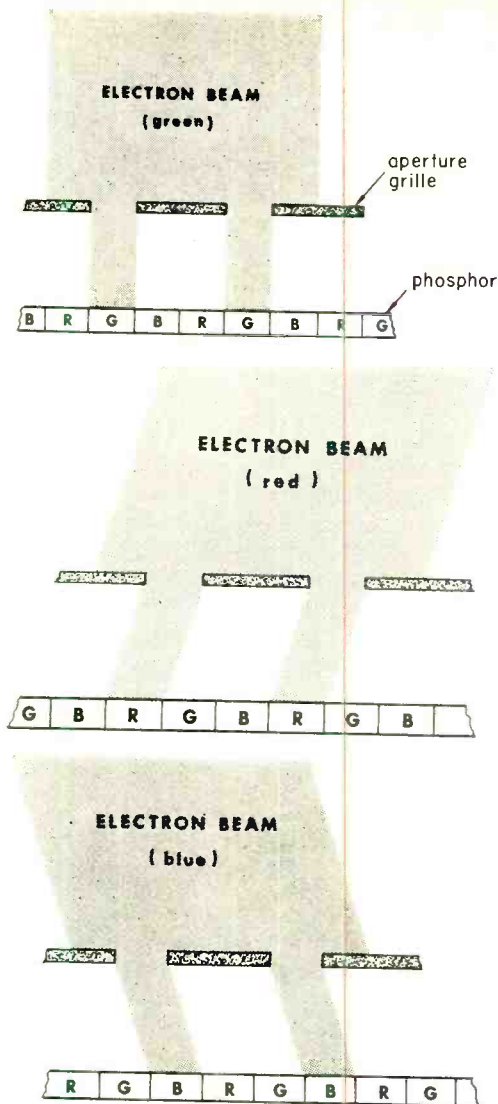


Fig. 4. In Trinitron, the angle of each beam determines which phosphor it hits. Beam is larger than stripes; so that it hits two at the same time.

occurs precisely at the aperture slot.

A high-voltage dc field between the convergence plates bends the beams accurately while they are aimed at the center of the phosphor screen. But remember, the beams are constantly being swept back and forth. To make sure they cross accurately out near the edges, a special signal voltage (parabolic in shape) also drives the convergence plates. Timed to fit each horizontal sweep, the parabolic signal adapts convergence crossover to the

curvature of the phosphor screen and aperture grille.

Compared to a typical color tube, the Trinitron converges with extreme simplicity. Because the phosphor is striped instead of dotted, slight vertical misconvergence hardly matters. So, adjustments are reduced to a bare minimum. Once mechanical (static) convergence is adjusted with four neck magnets, a mere two controls shape the parabolic signal for dynamic convergence. It takes four magnets plus thirteen controls to converge other color tubes.

A new 17-inch Trinitron gives up some of the simplicity of small-screen models. For one thing, the electron gun is more complicated. Each cathode has a control grid (G1) of its own. That necessitates extra circuits, and alterations in the way video and color signals are fed to the Trinitron. Otherwise, the gun in the larger Trinitron hasn't been changed much.

Scanning the wider screen also brought problems that necessitate more elaborate convergence. The plates inside the tube still get high dc for basic convergence, but no parabolic signal. Instead the 17-inch Trinitron has a small yoke of convergence coils around the picture tube neck. Even so, adjustments are much simpler than for conventional picture tubes. A mere half-dozen controls does the entire job.

Whither Color CRT's? The Trinitron is the first drastic change in picture-tube technology since color television came on the market. It represents a major step toward making color receivers easier to adjust and repair. Trinitron chassis represent the start of a design trend to minimize critical stages, which in the long run eliminates nuisance maladjustment. Other sections of both color and monochrome receivers could benefit from similar attention.

Meanwhile, what else can be done for picture tubes? The most sought-after innovation is a flat screen, with little thickness. The Trinitron design boasts short neck length as well as small neck diameter. But the front-to-back dimension of Trinitron receivers subtracts little from other designs. Whoever comes up with a picture tube under 6 inches from screen to socket will have taken a giant step toward the ideal of a hang-on-the-wall color picture tube. ♦

ABOUT YOUR SUBSCRIPTION

Your subscription to POPULAR ELECTRONICS is maintained on one of the world's most modern, efficient computer systems, and if you're like 99% of our subscribers, you'll never have any reason to complain about your subscription service.

We have found that when complaints do arise, the majority of them occur because people have written their names or addresses differently at different times. For example, if your subscription were listed under "William Jones, Cedar Lane, Middletown, Arizona," and you were to renew it as "Bill Jones, Cedar Lane, Middletown, Arizona," our computer would think that two separate subscriptions were involved, and it would start sending you two copies of POPULAR ELECTRONICS each month. Other examples of combinations of names that would confuse the computer would include: John Henry Smith and Henry Smith; and Mrs. Joseph Jones and Mary Jones. Minor differences in addresses can also lead to difficulties. For example, to the computer, 100 Second St. is not the same as 100 2nd St.

So, please, when you write us about your subscription, be sure to enclose the mailing label from the cover of the magazine—or else copy your name and address exactly as they appear on the mailing label. This will greatly reduce any chance of error, and we will be able to service your request much more quickly.

FREE! RADIO SHACK Accessories & Parts Catalog

NEW 1972 Edition!

THE buying guide for kit builders, CB'ers, installers, experimenters, fix-it men, hobbyists, electricians — anyone in electronics in any way!



Electronics A to Z—Antennas, Batteries, Capacitors, Diodes, Educational Kits, Fiber Optics, Grille Cloth, Hi-Fi Speakers, IC's, Jacks, Knobs, L-Pads, Mikes, Needles, Oscillators, P-Boxes, Quadacs, Resistors, Semiconductors, Telephones, Ultrasonic Alarms, VHF Antennas, Wire, Xenon Strobe, "Y" Adapters, Zener Diodes plus our Science Fair and Knight-Kit electronic kits!

ALLIED RADIO SHACK <small>A TANDY CORPORATION COMPANY</small>	Dept. PE-18 2725 W. 7th St. Fort Worth, Texas 76107
Send me your FREE 1972 Catalog #215	
Please PRINT Clearly	
Name _____	Apt. # _____
Street or Rte. & Box _____	
City _____	
State _____	Zip <input type="text"/> <input type="text"/> <input type="text"/> <input type="text"/> <input type="text"/>

CIRCLE NO. 3 ON READER SERVICE CARD



CALECTRO ELECTRONIC ACCESSORIES include:

Everything for the hobbyist and electronics enthusiast. There's even a handbook showing hundreds of Calectro items, plus tips, hints and "do-it-yourself" projects. See the Calectro line-up at any of these Calectro distributors:

ALABAMA

Albertville: Elect. Parts & Supply Co.
Alexander City: Cherokee Elect. Supply
Anniston: Lafayette Radio
Birmingham: Five Points Elect.
Birmingham: Lafayette Radio
Birmingham: Mitchell Electronics
Birmingham: Selectronic Supply Co.
Dothan: Azar's Elect. Supply
Gadsden: Southeastern Radio Parts
Huntsville: Electronic Center
Mobile: Elect. World Inc.
Mobile: Grice Electronics
Montgomery: Handey's Elect. Center
Montgomery: Southeastern Radio Parts
Selma: Roes Electronic Parts
Tuscaloosa: Radio Parts, Inc.

ALASKA

Anchorage: Elect. Corp. of Alaska
Anchorage: Team Elect. #31
Fairbanks: Polar Electronics
Juneau: Alaska Radio Supply

ARIZONA

Flagstaff: Jean & Trox, House of Sound
Mesa: Hi-Fi Sales
Phoenix: Dalis Radio & TV Supply
Phoenix: Electronic Dist.
Phoenix: Heathkit Elect. Ctr. #28
Phoenix: J & S Electronics
Phoenix: Sterling Electronics
Sierra Vista: Trade Mart Sound Dept.
Tucson: South Arizona Wholesale Elect.
Yuma: Yuma Radio & TV Supply

ARKANSAS

Arkadelphia: Mid State Supply
Blytheville: Bluff City Distributors
Crossett: Lanuis TV-Electric
El Dorado: Industrial Elect. Supply
Ft. Smith: Carlton Bates Co.
Ft. Smith: Carter Electronics
Hot Springs: Prince Electronics
Hot Springs: David White Elect.
Jonesboro: Bluff City Dist. Co.
Little Rock: Lafayette Radio Assoc.
Magnolia: Elect. Supply Inc.
N. Little Rock: Carl's Electronics
Pine Bluff: Lafayette Radio Elect.
Pine Bluff: David White Electronics

CALIFORNIA

Anaheim: Heathkit Elect. Center
Anaheim: Henry Radio
Anaheim: Orvac Electronics
Anaheim: United Sound & TV Co.
Bakersfield: Cletes Electronics Supply
Bakersfield: Lafayette Radio Elect.
Bellflower: Giant Electronic Supply
Bellflower: Roper Electronics
Berkeley: Al Lasher's Electronics
Berkeley: Cal Hi-Fi
Berkeley: Lafayette Radio
Berkeley: Zac-Kit Corp.
Buena Park: S.J. Radio Electronics
Burbank: Electronic City
Burbank: Varsity Electronics
Camarillo: Camarillo Electronics
Campbell: Alco Paramount
Canoga Park: Sandy's Electronics
Costa Mesa: Marvac Electronics
Culver City: Electro Mart
Culver City: Electro Trading Post
E. Los Angeles: Mark Paper Stereo East
El Cajon: Dow Sound City
El Cerrito: Heathkit Electronic Center
Fontana: C. B. Radio Supply
Fresno: Dunlap Electronics
Fresno: Electronic Eng. Dist.
Fresno: Sparky's Electronics
Glendale: Eagle Electronics

Glendale: Logan's Glendale
Goleta: Dow-Radio-Milo
Hayward: L. Inc.
Inglewood: Inglewood Electronics
Inglewood: Sterling Home Elect.
La Habra: A. B. C. Electronics
La Mesa: Heathkit Electronics
Lancaster: Electronic Dist. Ltd.
Landsdale: Electronic Dist.
Los Altos: Alco Paramount
Los Angeles: American Elect. Supply
Los Angeles: Calif. Electronics Supply
Los Angeles: Federated Electronics
Los Angeles: Heathkit Electronics
Monterey: Zac-Kit Corp.
Mountain View: Lafayette Radio
National City: Lafayette Radio
N. Hollywood: Lewis Electronics
Norwalk: Elliott Electronics
Oakland: Brill Electronics
Ontario: Lafayette Elect.
Orange: Vans Electronics
Oxnard: Advance Electronics
Oxnard: Dow Radio-Milo
Pacifica: Panorama Electronics
Palo Alto: U. S. Electronics
Palo Alto: Zack Electronics
Paradise: Reed Electronics
Pasadena: Dow Radio-Milo
Pomona: R. V. Weatherford Co.
Porterville: Western Assoc. Stores
Redondo Beach: Sterling Home Electronics

Redwood City: Heathkit Elect. Center
Ridgecrest: Miller Elect. Supply
Riverside: Mission Electronics
(2 locations)

Sacramento: Dunlap Electronics
Sacramento: Lafayette Radio
Sacramento: Lombards Electronics
Sacramento: Norcal Electronic Inc.
Sacramento: Zac-Kit Corp.
San Bernardino: Mission Electronics
San Diego: Dow Sound City
San Diego: Lafayette Radio Elect.
San Diego: Western Radio & TV Supply
San Francisco: Hauer Electronic Supply
San Francisco: L. Inc.
San Francisco: San Francisco Radio
San Francisco: Zack's Electronics
San Gabriel: Valley Radio Center
San Jose: Alco Paramount Elect. Corp.
San Jose: Peninsula Electr. Supply
San Jose: Quement Electronics
San Luis Obispo: Mid-State Elect. Supply

Santa Barbara: Electronic Kits & Parts
Santa Barbara: Lombards Electronics
Santa Cruz: Santa Cruz Electronics
Santa Maria: Lombards Electronics
Santa Monica: Apollo Electronics
Santa Rosa: Fred Plante Electronic Inc.
Simi: Glens Electronics
Simi Valley: Village Electronics
S. Lake Tahoe: Alpine TV & Supply
Studio City: 2002 The Sound Odyssey
Sunnyvale: Sunnyvale Electronics
Tarzana: 2002 The Sound Odyssey
Temple City: G & M Wholesale Elect.
Thousand Oaks: Sandy's Electronics

Torrance: Cash Electronics
Torrance: L. A. Elec. Radio Sales
Torrance: Signal Electronics
Torrance: Sterling Home Electronics
Tujunga: Electro Mart
Tustin: A. B. & B. Electronics
Upland: Mission Electronics
Vallejo: Zac-Kit Corp.
Van Nuys: Lafayette Electronics

Venice: Sun Electronics
Ventura: Lombard's Electronics
Walnut Creek: E. C. Wenger
West Covina: Mission Electronics
Westminster: J. K. Electronics
Westwood Village: Sterling Electronics
Whittier: Dabow Electronics
Whittier: Whittier Electronics
Woodland Hills: Heathkit Elect. Center
Woodland Hills: Woodland Electronics
Yucca Valley: Mission Electronics

COLORADO

Arvada: Team Electronics #51
Aurora: Alphatronics Lafayette
Boulder: Lafayette Elect.
Boulder: Rocky Mtn. Elect. Supply
Boulder: Team Electronics #59
Colorado Springs: D & M Electronic Supply
Colorado Springs: Romar Inc.
Denver: Denver Walker Elect.
Denver: Heathkit Elect. Center
Denver: Lafayette Assoc.
Denver: Team Electronics #67
Denver: Team Electronics #73
Durango: L. B. Walker Radio
Ft. Collins: Pioneer Elect. Inc.
Ft. Collins: Sound Shack Inc.
Ft. Collins: Team Electronics #56
Greeley: Greeley-Walker Elect.
Pueblo: Pueblo Radio TV Supply

CONNECTICUT

Bridgeport: Hatry of Bridgeport
Danbury: Danbury Hi-Fi T. V.
Danbury: Sound Service
Groton: Frances
Groton: Lafayette Radio
Hartford: Hatry of Hartford
Hartford: Sceli Elect. Inc.
Kensington: Modern Electronics
New Britain: United Electronics Supply
New Haven: Hatry Electronics
Old Saybrook: Zack Supply
Stamford: Atlantic Electronics
 Torrington: TV Lab. & Comm.
Waterbury: Hatry of Waterbury

DELAWARE


Dover: Lafayette Radio Elect.
Wilmington: First State Elect.
(2 locations)
Wilmington: Radio Electric Service

DISTRICT OF COLUMBIA

Washington, D. C.: German Hi-Fi
Washington, D.C.: Silberne Ind. Sales

FLORIDA

Cocoa Beach: Sunset Electronics
Clearwater: Stereo City
Daytona Beach: Electro-Supply Co.
Daytona Beach: Lafayette Assoc.
Eau Gallie: Florida Elect. Supply
Fern Park: 21st Century Elect.
Ft. Myers: Lafayette Radio
Ft. Walton Beach: Grice Elect.
Gainesville: Public Radio Shop
Hialeah: Heathkit Elect. Center
Hollywood: 21st Century Elect.
Jacksonville: Fowkes Electronic
(2 locations)
Miami: Electro-Standards Lab
Miami: Mountain Electronics
Miami: 21st Century Elect.
Miami: Walder Electronic Dist.
N. Miami: Davis Communications
Orlando: Olson Electronics
Orlando: 21st Century Elect.
Panama City: Audio Sound Co.
Panama City: Lafayette Assoc. Store



Pensacola: Electronic Supply
Pensacola: Grice Electronics
Pensacola: Gulf Radio & TV
St. Petersburg: Xetex Electronics
Tallahassee: Lafayette Radio
West Palm Beach: Lafayette Radio

GEORGIA

Albany: Rodd Elect.
Albany: Southeastern Radio Pts.
Athens: Southeastern Radio Pts.
Atlanta: Heathkit Elect. Center
Atlanta: Chas. S. Martin Dist.
Atlanta: Southeastern Radio Pts.
Augusta: Dixie Radio Supply Co.
Brunswick: M & M Elect.
Columbus: Lafayette Radio & Elect.
Macon: Clark Elect. Dist. Co.
Macon: Southeastern Radio Pts.
Savannah: Electronic 21
Savannah: Lafayette Assoc.
Savannah: Parts Unlimited
Savannah: Southeastern Radio Pts.

HAWAII

Hilo: Radio TV Corp.
Honolulu: Electrical Equip. Co.
Honolulu: Lafayette Assoc.
Honolulu: Precision Radio Ltd.

IDAHO

Boise: Kimball Elect.
Boise: Service Electronics Co.
Caldwell: A-Gem Supply
Lewiston: Columbia Electric
Twin Falls: United Electronics

ILLINOIS

Belleville: Lurtz Electronics
Berwyn: B. B. & W. Inc.
Bloomington: Team Elect. #72
Carbondale: Lafayette Assoc.
Carbondale: Suedekum Elect. Supply
Champaign: Team Electronics #43
Champaign: Radio Doctors
Chicago: Gemco
Chicago: Heathkit Elect. Center
Chicago: Joseph Electronics
Chicago: K & M Audio Inc.
Chicago: Olson Elect. Western
Chicago Heights: Heights Electronics
Downers Grove: Heathkit Electronic Center

E. Moline: Team Electronics #61
Evanston: Tri-State Electronics
Evergreen Park: Playback, Inc.
Glendale Heights: Allied Radio Shack
Joliet: Mainline Supply
Kankekee: Mainline Supply
Lombard: Stier Industries
Lombard: Team Electronics #70
Moline: Lofgren Distributors
Niles: Joseph Electronics
Oak Lawn: Eland Electronics
Peoria: Warren Radio Co.
Rantoul: Music Box
River Forest: Trigger Electronics
Rockford: H & H Elect.
Rockford: J & H Electronics
Rockford: Lafayette Elect.
Rockford: Team Electronics #69
Rock Island: Team Electronics #72
Springfield: Team Electronics #21
Urbana: Lafayette Electronics
Waukegan: Badger Elect.
Waukegan: Chester Electronics

INDIANA

Anderson: Elect. Supply
Anderson: Seyberts Radio Supply
Bloomington: Stransler Radio
Crawfordsville: Lafayette Assoc.
East Chicago: Acro Dist. Co.
Elkhart: Warren Radio
Evansville: Hutch & Son Elect.
Evansville: Ohio Valley Sound
Ft. Wayne: Ft. Wayne Elect. Supply
Ft. Wayne: Harvey's
Ft. Wayne: Lafayette Assoc.
Ft. Wayne: Pembleton Elect.
Ft. Wayne: Warren Radio

Greenwood: Electronic Center
Indianapolis: Electronic Dist. Inc.
Indianapolis: Graham Elect. Supply
(2 Locations)
Indianapolis: Ra-Dis-Co., Inc.
Kokomo: Thatcher & Assoc.
Lafayette: C. W. Y. Elect.
Lafayette: Lafayette Radio Supply
Michigan City: Lafayette Electronics
Muncie: Muncie Elect. Supply
Muncie: Standard Radio Parts
Rensselaer: Midway Elect.
South Bend: Radio Dist. Co.
Terre Haute: C. T. Evinger Co.
Valparaiso: Jess Bowman & Assoc.

IOWA

Ames: Electronic Supply
Cedar Rapids: Team Electronics #21
Davenport: Union Supply Co.
Des Moines: Lafayette Assoc.
Des Moines: Team Electronics #12
Dubuque: Team Electronics #7
Ft. Dodge: Team Electronics #16
Iowa City: Hagen Elect. Inc.
Mason City: Team Electronics #10
Sioux City: Molstad Dist. Co.
Sioux City: Team Electronics
Waterloo: Team Electronics #20

KANSAS

Coffeyville: Norman Electronics
Garden City: Team Electronics #46
Hutchinson: Lett Elect. Inc.
Hutchinson: Team Electronics #54
Manhattan: Acme
Mission: Heathkit Electronic Center
Olathe: Santa Fe Electronics
Topeka: Seabrook Radio & TV
Topeka: Team Electronics #64
Wichita: Amateur Radio Equipment
Wichita: Cliffs Wholesale Elect.
Wichita: Lafayette Radio
Wichita: Team Electronics #48
Wichita: Team Electronics #53

KENTUCKY

Covington: Holub Dist. Co.
Latonia: Holub Lafayette
Lexington: Tel-Rad Elect. Ind.
Paducah: Paducah Elect. Supply
Paducah: Warren Radio

LOUISIANA

Alexandria: House of Elect.
Baton Rouge: Davis Elect. Supply
Baton Rouge: Sterling Elect.
Gretna: Sterling Elect.
Metairie: Pelican Elect. Supply
Monroe: C & Q Elect.
New Orleans: Columbia Radio Supply
New Orleans: Shuler Supply Co.
Shreveport: Industrial Elect. Supply
Sulphur: Lafayette Assoc.
W. Monroe: Brooks Supply

MAINE

Bangor: Consumer Electronics
Rockland: Amateur Equipment Co.
South Portland: Lafayette Assoc.
Waterville: Lafayette Assoc.

MARYLAND

Aberdeen: Harco Electronics
Baltimore: Amateur Radio
Baltimore: American Dist. Co.
Baltimore: Henry O. Berman Co.
Bethesda: Empire Electronics Supply
Lexington Park: Bill Raleys Sales Center
Ocean City: Lafayette Radio
Rockville: Capitol Radio Wholesalers
Rockville: German Hi Fi Centers
Rockville: Heathkit Elect. Center
Salisbury: Lafayette Radio Elect.
Towson: Baynesville Elect.
Wheaton: Electronic Dist. Inc.

MASSACHUSETTS

Billerica: Lafayette Radio Associate
Boston: O'Donnell Elect. Supply
Boston: Yankee Electronics

Greenfield: Sdylee Elect. Supply
Hyannis: Lafayette Radio
Hyannis: Lafayette Radio Elect.
Lawrence: Maico Elect. Inc.
Lexington: Wholesale Elect. Supply
Medford: Medford Music
N. Adams: Elect. Supply Center
N. Dartmouth: Lafayette Radio
N. Dartmouth: Radio Shack Assoc.
Northampton: C & I Dist. Inc.
Peabody: Cramer Electronics
Peabody: Tee-Vee Supply Co.
Pittsfield: Pittsfield Radio Co.
Pittsfield: Seiden Sound-Lafayette
Raynham: David Dean Elect.
Springfield: Del Padre Elect. Dist.
Wellesley: Cramer Hi-Fi
Wellesley: Heathkit Electronics
West Newton: A. W. Mayer Co.
Worcester: Wholesale Electronics
Worcester: Worcester Radio Dist.


MICHIGAN

Ann Arbor: Pentronics Inc.
Ann Arbor: Radio-Tronics
Bay City: Bay TV Lafayette
Bay City: Radio-Tronics
Benton Harbor: Colfax Distributing
Birmingham: Nutronics Inc.
Dearborn: West Side Radio
Detroit: Barton Electronics
Detroit: Coomes Dist.
Detroit: Electronic Parts Co.
Detroit: Heathkit Elect. Center
Detroit: Radio Elect. Supply Co.
E. Detroit: Heathkit Elect. Center
Escanaba: Team Electronics #74
Flint: Shand Electronics Inc.
Grand Rapids: Radio Parts Inc.
Grand Rapids: Radio-Tronics
Iron Mountain: J & R Electronics
Jackson: Fulton Radio Supply
Kalamazoo: Electronic Supply Corp.
Kalamazoo: Kaltronics Inc.
Kalamazoo: Radio-Tronics
Kalamazoo: Warren Radio
Lansing: Fulton Radio
Livonia: Northwest Elect.
Livonia: Robbie Electronics
Menominee: Team Electronics #29
Midland: Radio Parts Co.
Muskegon: Elect. Dist.
Muskegon: Western Elect. Supply
Niles: Niles Radio Supply
Port Huron: Main T. V. Supply
Royal Oak: Reno Radio
Saginaw: Philso Parts & Service
St. Joseph: Heathkit Electronics
Southgate Center: Radio-Tronics
Sterling Hgts.: L. R. E. Electronics
Traverse City: Dynatronics Inc.
Warren: J. K. Electronics
Ypsilanti: Radio-Tronics

MINNESOTA

Brooklyn Center: Schaak Electronics
Duluth: Northwest Radio
Duluth: Team Electronics #41
Edina: Schaak Electronics
Fridley: Allied Radio Corp.
Hibbing: Team Electronics #24
Hopkins: Heathkit Electronics Center
Mankato: Team Electronics #23
Minneapolis: Allied Radio Corp.
Minneapolis: Electronics Center Inc.
Minneapolis: Schaak Electronics
(2 Locations)
Minneapolis: Team Central
Minneapolis: Team Electronics #1
Minneapolis: Team Electronics #5
Minneapolis: Team Electronics #13
Moonbeam: Team Electronics #14
Rochester: Schaak Electronics
Rochester: Team Electronics #3
Roseville: Schaak Electronics
St. Cloud: Team Electronics #4
St. Paul: Allied Radio Corp.
St. Paul: Schaak Electronics
St. Paul: Team Electronics #2

CIRCLE NO. 21 ON READER SERVICE CARD



St. Paul: Team Electronics #44
St. Paul: Team Electronics #66
W. St. Paul: Team Electronics #58
Willmar: Team Electronics #25

MISSISSIPPI

Columbus: Bluff City Dist. Co.
Greenville: Bluff City Dist. Co.
Greenville: Electronic Workshop
Greenwood: Parham Electronics
Hattiesburg: Gillilands Teague Elect.
Jackson: Lafayette Assoc.
Jackson: Swan Electronics Inc.
Meridian: Hooper Elect. Supply
Pascagoula: May Elect. Dist. Co.
Tupelo: Bluff City Dist. Co.
Tupelo: Mid Southern Electronics

MISSOURI

Cape Girardeau: Suedeikum Elect. Supply
Columbia: Missouri Cable Co.
Grandview: Team Electronics #66
Joplin: Four-State Electronics
Kansas City: Manhattan Radio & Equip. Co.
Kansas City: Radiolab
Kansas City: Team Electronics #50
Kansas City: Team Electronics #63
Poplar Bluff: Tri-State Elect.
St. Joseph: Acme Radio
St. Louis: Heathkit Electronics
St. Louis: Van Sickle Radio Co.
Sikeston: Baileys Elect. Supply
Springfield: Lafayette Assoc.
Springfield: Norman Electronics
Springfield: Team Electronics #57

MONTANA

Billings: Team Electronics #33
Bozeman: Team Electronics #45
Great Falls: Lafayette Assoc.
Great Falls: Team Electronics #35
Havre: Northern Electronics
Missoula: Electronic Parts
Missoula: Northwest Dist.
Missoula: Team Electronics #37

NEBRASKA

Gering: Corr & Johns Radio TV
Lincoln: Team Electronics #27
Omaha: Omaha Electric
Omaha: Team Electronics #28
Omaha: Team Electronics #34
Omaha: Team Electronics #47
Scottsbluff: D & H Electronics
Scottsbluff: Joachim Radio Supply

NEVADA

Las Vegas: Lafayette Radio Elec.
Las Vegas: Metcalf Electronics
Reno: Dunlap Electronics
Reno: Lafayette Electronics

NEW HAMPSHIRE

Concord: Evans Radio Inc.

NEW JERSEY

Bayonne: J & E Electronics
Berlin: Midstate Radio Supply
Bloomfield: Berger Electronics Supplies
Bricktown: Parts Unlimited
Camden: Resco
Chatham: Music World Elect.
Cherry Hill: Dee's of N.J.
Cherry Hill: Resco
Denerville: Lashen Electronics Inc.
Englewood: Gorman Bros.
Fair Lawn: Goodman-Shaw, Inc.
Fair Lawn: Heathkit Electronics
Hackensack: Nidisco Inc.
Hanover: State Electronic Pts.
Jersey City: Nidisco Inc.
Kearny: Kearny Electronics
Newark: Parts Unlimited
Northfield: Rainbow Electronics
Paramus: Leonard Radio
Passaic: Nidisco Inc.
Rahway: Quad Parts
Red Bank: Monmouth Radio Supply
Ridgely: Nidisco Inc.

Rockaway: Lafayette Radio & Elect.
Springfield: Federated Purchaser
Springfield: Route Elect. Inc.
Trenton: Jackson Dist. Co.
Trenton: Nidisco Inc.
Union City: Nidisco Co.
Wanamassa: Royal Electronics

NEW MEXICO

Albuquerque: Electronics Parts Co.
Albuquerque: 4Tronics
Albuquerque: Sterling Electronics
Clovis: Electronic Parts
Farmington: Lektronix Supply
Las Cruces: Mannie's Elec. Supply
Santa Fe: Sepco Inc.

NEW YORK

Albany: Lafayette Radio
(3 locations)
Albany: Seiden Sound
Amherst: Heathkit Electronic Ctr.
Bayside: Jean Electronics
Bellerose: S & R Electronics
Bethpage: S & R Electronics
Binghamton: Morris Electronics
Bronx: Bay Elect. Dist.
Bronx: Post Tronics Corp.
Brooklyn: Brooklyn Electronics
Buffalo: Dymac Inc.
Buffalo: Purchase Radio Elect.
(2 locations)
Buffalo: Radio Equipment Corp.
(3 locations)
Commack: S & R Electronics
Corning: Chemung Electronics
Dunkirk: Barker-Higbee
Elmira: Chemung Electronics
Elmira: JPB Specialty Co.
Farmingdale: Harrison Radio Corp.
Flushing: Allen Electronics
Flushing: Jean Electronics
Glenn Falls: Seiden Sound
Hempstead: Davis Electronics Corp.
Herkimer: Herkimer Electronics
Hicksville: Electronics City
Ithaca: Lafayette Assoc.
Jamaica: Harrison Radio Corp.
Jamaica: Jean Electronics
Jamestown: Warren Radio
Kingston: Lafayette Radio
Lake Grove: Towne Camera & Elect.
Lindenhurst: Barstan Electronics
Merrick: Electronics Unlimited
Newburgh: Action Audio Inc.
New Hyde Park: Electronic City
New Paltz: Vista Camera
New York: Adson Radio & Elec.
New York: Consolidated Radio
New York: Harrison Radio
New York: Heathkit Radio
New York: Hurley Electronics
New York: Midway Radio & TV Corp.
New York: Sylvan Wellington Co.
Niagara Falls: Market Radio & TV
Niagara Falls: Radio Equipment
Oran: Radio Equipment Corp.
Patchogue: T & M Electronics
Peekskill: Action Audio
Plattsburgh: G & F Elect.
Plattsburgh: Lafayette
Poughkeepsie: Higgins & Sherr Elect.
Poughkeepsie: Lafayette
Riverview: D & S Electronics
Rochester: Heathkit Electronics
Rochester: Rochester Radio Supply
Rome: Rome Electronics
Schenectady: Seiden Sound
Staten Island: Electronic Dist. Corp.
Tonawanda: Purchase Radio
Troy: Trojan Electronics
Vestal: Hart Electronics
Wappingers Falls: Lafayette Radio
Westbury: Heathkit Elect. Center
West Seneca: Purchase Radio
Woodbury: Harvey Radio Co.
Woodside: Boro Elect. Inc.

NORTH CAROLINA

Asheville: Baker-Electronics, Inc.

Asheville: Freck Radio & Supply
Charlotte: Dixie Radio
Charlotte: United Electronic Supply
Concord: Mac Victor Elect. Supply
Durham: Vickers Elect. Supply
Gastonia: Shift Dixon Inc.
Greensboro: Lafayette Assoc.
Greenville: Pair Electronics Inc.
Hickory: Freck Radio & Supply
New Bern: Lafayette Radio Elect.
Raleigh: Lafayette Electronics
Shelby: Freck Radio
Statesville: Electronic Center
Statesville: Mac Victor Elect. Supply
Winston-Salem: Lafayette Radio
Winston-Salem: 21st Century Elect.

NORTH DAKOTA

Bismarck: Team Electronics #30
Grand Forks: Team Electronics #26
Mandan: John Iverson Co.
Minot: John Iverson Co.
Minot: Team Electronics #32

OHIO

Akron: Fox Radio Parts Co.
Ashtabula: Morrisons Electronics
Cincinnati: Holub Lafayette Store
Cincinnati: Newark-Herrling
Cincinnati: United Radio Audio Ctr.
(2 locations)
Cleveland: Communications World
Cleveland: Fox Radio Parts
Cleveland: Heathkit Electronics
Cleveland: Warren Radio Co.
Defiance: Dick DeVolve Elect.
E. Liverpool: Television Parts Co.
Lancaster: Lafayette Radio Electronics
Lima: Hutch & Son
Mansfield: Fox Radio Parts
Mansfield: J. R. Electronics
Mansfield: Servex Electra Dist.
Marion: Servex Electra Dist.
Minster: Gudorf & Moorman
Sandusky: Servex Electra Dist.
Sebring: Collins Dairy Store
Springboro: Franklin Electronics
Toledo: Fox Radio Parts
Warren: REM Elect. Supply
Washington Court House: Hutch & Son
Woodlawn: Heathkit Elect. Center
Wooster: Servex Electra Dist.
Youngstown: Armes Electronics
Youngstown: Clark Electronics
Zanesville: Thompson Radio Supply

OKLAHOMA

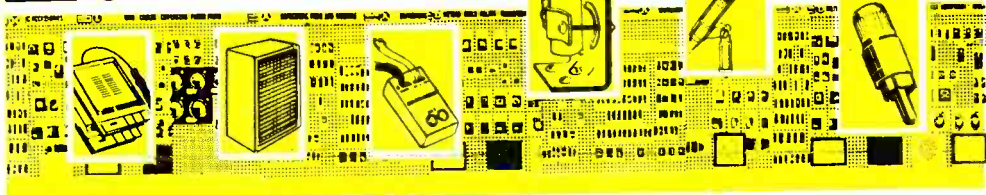
Bartlesville: Cummins Elect. Supply
Enid: Radio Shack
Midwest City: Radio Supply Inc.
Oklahoma City: Radio Supply Inc.
Oklahoma City: Sterling Electronics
Oklahoma City: Sterling Home Elect.
Oklahoma City: Web Electronic Sales Inc.
Stillwater: Hamilton Electronics
Tulsa: Lafayette Assoc.
Tulsa: Team Electronics #77

OREGON

Eugene: Thompson's Lafayette
Portland: Electronic Supermarket
Portland: Electronic Wholesale Mart
Portland: H & R Radio Supply
Portland: Northwest Radio Supply
Portland: Portland Radio Supply
Salem: Wasson's Lafayette

PENNSYLVANIA

Allentown: Federated Purchaser
Alltona: Diamond Electronics
Ambridge: Television Parts Co.
Bristol: Powell Electronic Sales
Butler: Bacher Electronics
Butler: Television Parts Co.
Chambersburg: ABC Electronics
Edwardsville: A-Ians #87
Erie: Mac Electronics
Erie: Warren Radio



Eynon: Symphony Inc.
Greensburg: Lafayette Radio
Johnstown: Lafayette Radio
Kingston: Arco Electronics
Lancaster: Atomic Electric Co.
McKeesport: Barno Radio Co.
Meadville: Warren Radio
Monroeville: Heathkit Electronic Center
New Brighton: Television Parts Co.
Oil City: R & S Elect.
Philadelphia: Herman Miller Co.
Pittsburgh: Cameradio
Pittsburgh: Heathkit Electronics
Pittsburgh: House of Audio
(2 locations)
Pittsburgh: Radio Parts Co.
Pittsburgh: RPC Electronics
Pittsburgh: Samson Dist. Co.
Pottstown: Harry Overholzer Co.
Reading: George D. Barbey Co.
Scranton: Hart Electronics
Sharon: Sharon Elect. Supply
State College: Alvo Electronics
State College: Cons. American Corp.
Treviso: Treviso Elect.
Upper Darby: Resco Electronics
Wilkes-Barre: Hart Electronics Corp.
Willow Grove: Resco Electronics
York: Sol Kessler's Hi-Fi Shop

RHODE ISLAND

Westerly: Lafayette Radio

SOUTH CAROLINA

Columbia: Dixie Radio Supply
Columbia: Southeastern Radio Parts
Greenville: Dixie Radio Supply
Greenville: Hemcor Inc.
Greenville: Sawyer Elect. Corp.
Spartanburg: Dixie Radio Supply
Spartanburg: Hemcor Radio Supply

SOUTH DAKOTA

Rapid City: Blackhills Elect. Supply
Rapid City: Chris Supply
Rapid City: Team Electronics #40
Sioux Falls: Team Electronics #11
Watertown: Team Electronics #19

TENNESSEE

Athens: Reeves Electronics
Bristol: Lafayette Radio Elect.
Chattanooga: Curle Radio Supply
Jackson: Bluff City Dist. Co.
Johnson City: Fredk Radio & Supply
Johnson City: Lafayette Elect.
Johnson City: L & S Electronics
Knoxville: Smith Electronics Supply
Memphis: Bluff City Dist. Co.
Memphis: Electronic Comm.
Memphis: Lavender Radio & TV
Memphis: Wholesale Elect.
Millington: Millington Electronics
Murfreesboro: Lafayette Radio Elect.
Nashville: Electra Dist. Co.
Union City: Bluff City Dist. Co.

TEXAS

Arlington: Arlington Comm. Ctr.
Arlington: Elect. Hobbies Inc.
Austin: Lafayette Radio
Austin: Wholesale Elect. Supply
Bay City: Lafayette Assoc.
Bellaire: Tele-Radio Inc.
Brownsville: Electronic Center
Brownwood: Lafayette Radio
Clear Lake City: Lafayette Radio
Corpus Christi: Ford Elect. Corp.

Corpus Christi: Lafayette Radio
Corpus Christi: Sterling Electronics
Dallas: Crabtree's

(4 locations)
Dallas: Heathkit Elect. Center
Dallas: Lafayette Radio
Dallas: Sterling Electronics
Denison: Denison Radio Supply
Denton: North Texas Elect.
El Paso: Frontera Electronics
El Paso: Sunland Supply Co.
Ft. Worth: Crabtree's
Ft. Worth: Swieco Elect. Ctr.
Georgetown: Cap-Corn Dist.
Houston: Heathkit
Houston: Mi-Tee Elect. Corp.
Irving: Crabtree's
Jacksonville: Lafayette Radio
Killeen: L & M Sales Co.
Laredo: Lafayette Assoc. Store
Longview: Cole Electronics
Longview: McLendon Radio Comm.
McAllen: McAllen Radio Supply
Midland: Lafayette Radio
Richardson: Martin Whisle Elect.
San Angelo: F & O Electronics
San Antonio: Lafayette Radio

(2 locations)
San Antonio: Sterling Electronics
Texas City: Abcor-Lafayette
Texas City: Electronic Supply
Victoria: Wicks Radio Equip.
Waco: Waco Communications

UTAH

Logan: House of Sound
Ogden: Manwill Electronic Supply
Salt Lake City: Kimball Electronics
Salt Lake City: Manwill Supply Co.
Salt Lake City: O'Laughlins
West Provo: Alpine Electronic Supply

VERMONT

Brattleboro: Lafayette Electronics
Burlington: Ind. Elect. Sales
Burlington: Lafayette

VIRGINIA

Alexandria: TV Workshop
Annandale: Arcade Electronics
Arlington: Arlington Electronics
Blacksburg: Scotty's Radio TV
Bluefield: The Three S. Inc.
Centerville: Lafayette Radio Assoc.
Charlottesville: Graves Elect. Inc.
Charlottesville: Wyse Electronics
Colonial Heights: Lafayette Radio Assoc.
Falls Church: T. V. Workshop
Fredericksburg: Lafayette Radio Assoc.
Hampton: Electronic Sales Inc.
Harrisonburg: Miles Music Co.
Lynchburg: Electronic Service Co.
Newport News: Hannas Elect. Supply
Newport News: Roanes Radio & TV Service

Norfolk: AVEC Elect. Corp.
Norfolk: Lafayette Radio
Norfolk: Radio Parts Dist. Co.
Portsmouth: Distributors, Inc.
Richmond: AVEC Elect. Corp.
Richmond: Lafayette Radio
Richmond: Meridian Electronics
Roanoke: AVEC Electronics
Salem: Lafayette Radio Assoc.
Springfield: Springfield Audio Ctr.
Staunton: Southern Electric Corp.

Virginia Beach: Lafayette Radio Elect.
Woodbridge: Lafayette Radio

WASHINGTON

Bellingham: Lafayette Radio Elect.
Everett: Evergreen Electronics
Mt. Vernon: Skagit-Whitcom Elect.
Seattle: ABC Communications
Seattle: American Mercantile
Seattle: Citizens Band Service
Seattle: Electronic Supply Co.
Seattle: Empire Electronics
Seattle: Heathkit Elect. Center
Seattle: Pacific Elect. Sales Co.
Seattle: Pearl Radio & Elect. Co.
Seattle: Radio Supply Co.
Seattle: Seattle Radio Supply
Seattle: United Electric
Seattle: Western Elect. Supply
Seattle: Herb Zobrist Co.
Spokane: Alltronic Dist.
Spokane: Don's Stereo Center
Spokane: Frank's Electronics
Spokane: Northwest Elect.
Spokane: Prudential Dist. Inc.
Tacoma: Wible Radio Supply
Yakima: Yakima Whisle Elect.

WEST VIRGINIA

Beckley: Halley Electronics
Bluefield: Electronic Materials
Charleston: Electronic Materials
Clarksburg: Lafayette Radio Assoc.
Fairmont: Lafayette Radio
Parkersburg: Stephenson T.V. Supply

WISCONSIN

Appleton: Electronic Expeditors
Appleton: Team Electronics #38
Appleton: Trudell's
Beloit: Lafayette Assoc.
Cedarburg: Echo Communications Inc.
Eau Claire: Team Electronics #6
Green Bay: Electronic Expeditors
Green Bay: National Electronic World
Green Bay: Team Electronics #52
Janesville: Thompson Electronics
Kenosha: Chester Electronics Supply
LaCrosse: Team Electronics #17
Madison: Superior Radio Parts
Madison: Team Electronics #8
Madison: Team Electronics #62
Manitowish: Team Electronics #39
Milwaukee: Acme Radio Supply
Milwaukee: Heathkit Electronics
Milwaukee: Radio Parts
Milwaukee: Team Electronics #15
Milwaukee: Team Electronics #68
Milwaukee: Team Electronics #75
Oshkosh: Team Electronics #76
Racine: Team Electronics #55
Schofield: Team Electronics #18
Sheboygan: Team Electronics #65
Wausau: Forward Electronics

WYOMING

Casper: Fleming Supply Co.
Casper: Hathaway Elect. Supply

CANADA

Downsview, Ont.: Cesco Electronics
Hamilton, Ont.: Western Radio Supply
Ottawa, Ont.: Wackid Radio TV Labs
Toronto, Ont.: Gladstone Electronics
Toronto, Ont.: Radio City
Montreal, Que.: Cesco Electronics
(3 locations).



GC ELECTRONICS
DIVISION OF HYDROMETALS, INC.
ROCKFORD, ILLINOIS 61101 U.S.A.



CIRCLE NO. 21 ON READER SERVICE CARD



Getting the Most from your Service Dollars

By John T. Frye, W9EGV, KHD4167

IT WAS coffee break time at Mac's Service Shop. The owner and his redheaded assistant, Barney, were seated side by side on the service bench, while Matilda, the office girl, was enthroned on a high stool where she could keep an eye on the front door. She had baked and brought in a big platter of what she called "man cookies"—huge sugar sprinkled affairs almost the size of 45-rpm records—and these were disappearing fast along with the coffee.

"You know," Barney mumbled with a full mouth, "I don't see how a girl with such a tart disposition can bake such sweet and tasty cookies."

"Watch your smart Irish tongue or you'll taste no more of them," Matilda retorted.

"All right, you two," Mac interrupted quickly, "I want your opinions about something. Last night I read that in 1970 this country passed a milestone: for the first time the cost of services accounted for more of the gross national product than did manufactured goods. What's more, the U.S. Department of Labor predicts that by 1980 seven out of every ten workers will be engaged in service rather than manufacturing."

"How about that?" Barney exclaimed. "It looks like we're in the right business."

"I'm not so sure that's altogether good." Matilda said thoughtfully. "It seems to me the production of manufactured goods actually contributes to the real wealth of the country, while services make a necessary but more intangible and hard-to-measure contribution. Some services, I'm sure, add nothing to the nation's wealth."

"I understand what's bothering you." Mac said with a nod. "I've some reservations of my own about an economy that's becoming more and more service-oriented.

But be that as it may, it seems evident we're going to be putting out more money for service than we put out for manufactured articles. Since such a high percentage of our income is going to be spent for service, it would seem to behoove us to give some thought as to how we can get the best return on those service dollars.

"That seems logical," Matilda agreed. "After all, we have magazines and books devoted to explaining how to get the most value for the dollars we spend for things. Perhaps we need something similar to tell people how to get the most value for money spent for service."

"Say, whose side are you on?" Barney demanded, reaching for another cookie. "Don't forget we're in the service business."

"We, as well as everybody else, are also in the consuming business," Mac reminded him. "But I like Matilda's idea about telling the customer how to get the most for his service dollar. We may not be able to help much with the plumber, electrician, dentist, doctor, or automechanic but we should be able to tell how to get the most out of dollars spent for radio and TV service."

Pick a Good Technician. "The first thing to do is pick a good service technician," Barney led off, "and that's not easy. To coin a phrase, 'Only another technician knows for sure.' The layman lacks the technical knowledge necessary to evaluate the work a TV technician performs. He is likely to be much more impressed by the simple problem of locating a shorted capacitor quickly than he is by a brilliant job of tracking down an elusive intermittent condition calling for complete mastery of theory plus a great deal of experience.

"However, there are some things a customer can look for in selecting a service shop. Has it been in business long? Is it well equipped? If the state has licensing, is there a license hanging on the wall and do the technicians wear license badges? If the state has a certification program, how many of the shop technicians are certified? Are any of them graduates of factory training schools or of other recognized training institutions?"

"Read the advertising carefully. If the word 'Free' is tossed about recklessly, look out. Are parts and labor both guaranteed or only parts? For how long? Finally, if the customer knows one honest and capable service technician in any mechanical field, ask him to recommend a TV technician. A good mechanic usually recognizes and respects capable work in an adjacent field."

What Customer Should Do. "Now let me tell what the customer should do before he calls us," Matilda urged. "The first thing he should do is get out his operator's manual and read it carefully. Is the set plugged into an active socket? Is the antenna attached properly? Are the controls correctly set? Is the circuit-breaker closed? If everything checks out and the set still will not function, a service technician should be called.

"Before calling, however, the caller should get together pertinent information: what is the make, model, and serial number of the defective unit? Is it connected to the cable or to an indoor or outdoor antenna? Exactly what is the complaint? Is it with the picture, the sound, or both? Is only the color at fault? In what way is reception abnormal? Is this condition present on all channels or on only some? Which ones? Is the trouble always there or is it intermittent? If the latter is true, how soon does it appear after the set is turned on? If it goes away by itself, when does that happen? Does anything you do to the set change the condition? Did you see or smell any smoke around the set? Was there a popping, snapping sound? When will you be home so the technician can call?"

"Hey, Matilda, that's pretty good," Barney admitted with grudging admiration. "With the answers to those questions, the technician should be able to make a shrewd guess as to the trouble and have proper service information and parts with him when he calls. That saves his time and the customer's money."

AR guarantees its published specifications

At Acoustic Research we believe that the publication of complete performance data on our high fidelity components is obligatory. Otherwise, our guarantee would have little meaning.

Find out just what AR guarantees that its products will do. Mail the coupon below, and detailed technical literature will be sent to you free of charge.



Acoustic Research, Inc.
24 Thorndike Street
Cambridge, Mass. 02141
Dept. PE-2

Please send measured performance data on AR products to

Name _____

Address _____

CIRCLE NO. 1 ON READER SERVICE CARD

Technical excellence in electronics

On our small, friendly campus the emphasis is on Living as well as Learning. Extra-curricular social activities, student clubs, a student operated radio station, student government, new dormitory and a full sports program help provide a world of your own in which to prepare for tomorrow. Associate Degree in Engineering Electronics. B.S. obtainable. G.I. approved.



VALPARAISO TECHNICAL INSTITUTE
Dept. PE, Yellowstone Trail, Valparaiso, Indiana 46383

CIRCLE NO. 48 ON READER SERVICE CARD

"Yes, and the customer can save more time and money by having everything ready for that call," Mac suggested. "I mean all the stuff should be removed from the top of the set; adequate lighting should be provided; and the kids should be corralled in another part of the house."

"Hear, hear!" Barney applauded. "And the customer herself should not try to entertain the service technician with a lot of small talk. Anything that diverts his attention from what he is doing simply increases the time necessary to do it. If she wants to

sit over in a corner and watch, that's fine, but a good way to squander her money is to keep peppering the technician with questions such as 'What is that thing? What makes it do that? How much longer will it take you to fix it? Are you sure it isn't the color power tube as my cousin Willie thinks?' Neither should she regale the technician with a detailed recital of experiences she has had with other 'incompetent and crooked technicians.' She might be giving him ideas!"

"When the job is done, she should receive a dated and itemized bill," Matilda added. "Before paying that bill she should make sure the set is operating satisfactorily on all channels. The original complaint should be stated on the bill, especially if it was intermittent in nature. Then if the trouble comes back after the technician leaves, it will be a matter of record that the complaint was not corrected. On the other hand, the technician cannot be held responsible for an entirely new trouble that shows up later."

"That brings us to the matter of trusting the service technician," Mac said. "My own practice is to pick a man I think I can trust and then to trust him until I am convinced that trust is misplaced. We all know that a radio and TV service technician can deceive a customer in dozens of different ways *if he is so inclined*. We also know that if he charges what his knowledge is worth, he does not need to resort to such shabby business to make a good living. Human nature being what it is, there is always a tendency to meet expectations. If someone obviously distrusts you and expects you to try to cheat him, his hostility arouses your own, and there's always the temptation to give him the business just to prove you can. If your ethics do not



KITS FEATURED IN
POPULAR ELECTRONICS
AND FROM OTHER SOURCES

Psychedelic Strobe Light	\$17.50
"UT" Stereo Amplifier	\$80.00
FET Preamp	\$44.50
SCA Adaptor	\$14.50
Ultrasonic Alarm	\$37.25
Regulated Power Supply	\$39.50

Prices plus postage and insurance

Also:
 Psychedelia I Color Organ, Sonolite, Nixie Readouts, Frequency Counters, Sports Timers, Ultrasonic Alarm, etc.

WRITE FOR FREE CATALOG
Southwest Technical Products
 219 (PE) W. Rhapsody
 San Antonio, Texas 78216

CIRCLE NO. 42 ON READER SERVICE CARD

FREE McIntosh CATALOG and FM DIRECTORY

Get all the newest and latest information on the new McIntosh Solid State equipment in the McIntosh catalog. In addition you will receive an FM station directory that covers all of North America.



MX 114

**FM/FM STEREO TUNER
 and STEREO PREAMPLIFIER**

CIRCLE NO. 30 ON READER SERVICE CARD

SEND TODAY!

McIntosh Laboratory Inc.
 2 Chambers St., Dept. PT-272
 Binghamton, N.Y. 13903

NAME _____
 ADDRESS _____
 CITY _____ STATE _____ ZIP _____

permit this—and ours do not—you still do not give him any breaks. On the other hand, you have to be a dirty dog to take advantage of a customer who trusts you and treats you with friendliness and respect. You're much more likely to throw in a few little extra touches in servicing the receiver of such a customer."

Putting it all Together. "Okay, let's put all this together," Matilda said, plucking a pencil from Mac's jacket pocket and starting to jot shorthand on the back of a service tag. "Americans are spending more money for service than they do for merchandise. That means getting the most for their service dollars is becoming increasingly important. They can do this by (1) picking a service shop as carefully as they do a new car or a new living room suite, (2) calling for service only when they are sure they need it, (3) having all pertinent information at hand when they call for service, (4) having things ready for the technician when he arrives, (5) allowing him to work with a minimum of distraction, and (6) trusting him and his judgment. While we've been thinking in terms of radio and TV service, the same general principles apply to all kinds of service, from dealing with auto mechanics to doctors."

"That's a good summary, Matilda," her employer said, "but now the coffee and cookies are all gone, perhaps we'd better quit talking about service and start practicing it."


"It sure is tough working for a doggone slave driver," Barney muttered, starting to gather up the coffee cups. ♦



Picture streaked? Call Speedy TV Shop for immediate service.

Build this magnificent Schober Theatre Organ

for only
\$1730!



*Includes finished walnut console. Amplifier, speaker system, optional accessories extra. Only \$1256 if you build your own console.

You couldn't touch an organ like this in a store for less than \$3500—and there hasn't been a musical instrument with this vast variety of genuine Theatre Organ voices since the days of the silent movies! If you've dreamed of the grandeur of authentic big-organ sound in your own home, you won't find a more satisfying instrument anywhere—kit or no kit.

You can learn to play it. And you can build it, from Schober Kits, world famous for ease of assembly without the slightest knowledge of electronics or music, for design and parts quality from the ground up, and—above all—for the highest praise from musicians everywhere.

Send right now for your copy of the full-color Schober catalog, containing specifications of the five Schober Organ models, beginning at \$499.50.

The Schober Organ Corp., Dept. PE-40
43 West 61st Street, New York, N.Y. 10023

- Please send me Schober Organ Catalog and free 7-inch "sample" record.
- Enclosed please find \$1.00 for 12-inch L.P. record of Schober Organ music.

NAME _____
ADDRESS _____
CITY _____ STATE _____ ZIP _____

CIRCLE NO. 37 ON READER SERVICE CARD

QUICK-PICK Pat. Pend.

- Makes removal of transistors and capacitors from a "forest" of parts easy



Precision Tools

- Seven (7) tools clamp on over 25 different outlines of transistors or can capacitors. *Therefore*, it can be used on hundreds of types of transistors and capacitors.
- Makes an excellent heat sink while unsoldering or replacing parts.
- Permits more attention to be given the soldering operation. *Will leave both hands free to unsolder the leads. A slight pull on the Quick-Pick will remove the part when the leads are free.*
- Colored handles permit Quick size selection.
- Packaged in an attractive carrying case. **995**

Lendell Products set of 7 tools postpaid
939 S. 7th St. DeKalb, Illinois 60115
CIRCLE NO. 27 ON READER SERVICE CARD

AT LAST! PROFESSIONAL HOME PROTECTION EVERYONE CAN INSTALL AND AFFORD.

Model FC-100
\$49.95
WIRED



- Start your custom Burglar/ Hold-up/ Fire Alarm System with the FC-100. Add on Sensors, Alarms and Accessories to suit your own needs.
- "Do-it-Yourself" Installers Handbook included. No technical knowledge needed — No soldering.
- 100% Professional in Design, Reliability, Performance.



'Fail Safe' - SYSTEM BY EICO

A New Concept in "Do-it-Yourself" Home Protection


FREE 32 PAGE EICO CATALOG

For latest catalog on EICO Test Instruments, Stereo, EICOCRAFT Projects, Environmental Lighting, Burglar/Fire Alarm Systems, and name of nearest EICO Distributor, check Reader Service Card or send 25c for First Class mail service.

EICO, 283 Malta Street, Brooklyn, N.Y. 11207



CIRCLE NO. 16 ON READER SERVICE CARD



Electronics Library

IC PROJECTS FOR THE AMATEUR & EXPERIMENTER

This book, put together by the staff of 73 Magazine, offers the reader an opportunity to learn about integrated circuits by doing. It contains complete details on the operation and construction of 35 IC projects for the hobbyist, experimenter, and student. Detailed are such items as a digital counter, audio mixer, signal and marker generators, code-practice oscillator, audio filter, ac switches, and many more. In addition to schematic diagrams, the book is illustrated with photographs, waveforms, and some printed circuit board drilling and etching guides.

Published by Tab Books, Blue Ridge Summit, PA 17214. 192 pages. \$6.95 hardbound, \$3.95 softbound.

STEREO IN YOUR HOME

by Walter G. Salm

This book reviews many of the developments in stereo since it was popularized in the late 1950's. It covers the entire spectrum of stereo and offers tips on how to install systems, make recordings, evaluate equipment, and what to look for when buying equipment. Discussions are included on how stereo and tape recorders work, commercial recordings are made, tapes and records are produced, and FM and TV antennas can be used in a stereo system. For those interested in 4-channel stereo, a discussion of 8-track cartridges is included.

Published by Vertex, Auerbach Publishers, Inc., 1101 State Rd., Princeton, NJ 08540. Hard cover. 231 pages. \$8.95.

RCA RECEIVING TUBE MANUAL, RC-28

Containing some 100 pages more than in the previous edition, this revised and updated manual covers more than 1600 tubes. Included for the first time are technical data on industrial receiving tubes and new entertainment-type receiving tubes. Data for monochrome and color TV picture tubes are presented in chart form. Comprehensive text and circuit sections, the latter containing 35 schematic diagrams and parts lists, are included as always.

Published by RCA Commercial Engineering, Harrison, NJ 07029. Soft cover. 784 pages. \$2.50.

ANOTHER SUPERB VALUE

from **Olson**
Electronics



ONLY
\$18
SOLID STATE
DC POWER
SUPPLY

Now convert your Auto Tape Player, Radio or CB to house current. Delivers a well filtered and stabilized 12 volts DC @ 2 amps from 110-120 volts AC. Fuse protected against overloads or shorts.

Olson Electronics, Dept. 12, 260 S. Forge St., Akron, Ohio 44308

- I enclose \$18, plus \$1 for postage and handling. Send me the BA-161 DC Power Supply.
- Send me the next seven issues of the Olson Catalog, without cost or obligation. **FREE**

Name _____

Address _____

City _____

State _____ Zip _____

CIRCLE NO. 32 ON READER SERVICE CARD

COBRA ON GUARD.

The Cobra 880 Base Station – Solid State CB Two Way Radio with Exclusive Channel 9 Scan-Alert

New Cobra 880 combines a lot of good ideas into one package. It combines Cobra's famous rugged construction with total solid state design to give long life and reliable performance. Adds AC or DC operation to keep working in all power situations. Leaf digital clock with automatic turn-on and turn-off features. And puts you on guard—with Scan-Alert! With Scan-Alert, you'll be able to work your own channels and guard Emergency Channel 9—at the same time.

Scan-Alert is a Cobra exclusive that alternately changes the channel of the receiver from your operating channel to Emergency Channel 9. The Channel Indicator light and the Channel 9 indicator light flash alternately. As Scan-Alert automatically switches between frequencies. When a signal is received on

either Channel 9 or the selected channel, the receiver automatically locks on the active channel. The receiver resumes scanning after the transmission is completed. And if you want to respond to a Channel 9 call, just slide one switch, without upsetting your channel selector setting. The Cobra 880 combines normal and emergency guarding—and makes it easy.

Here are some more good ideas in the Cobra 880:

23 Channel operation with crystal frequency synthesizer RF Gated Noise Blanker and Automatic Noise Limiter Illuminated Channel Selector Combination Relative Power, SWR and S meter Dual Conversion Receiver, with FET RF stage Dynamic microphone, with coiled cord and plug P.A. and external speaker jacks Transmitter modulation indicator light Meets FCC requirements

\$229⁹⁵



COBRA 880



Product of DYNASCAN CORPORATION
1801 W. Belle Plaine • Chicago, Illinois 60613

See your local CB Dealer or write us for more information.


CIRCLE NO. 6 ON READER SERVICE CARD

More kits than ever...over 350...all in your

The most advanced color TV kit we've ever offered.



Magnificent Mediterranean Console. Here's the finest TV cabinet we offer, a perfect choice for a GR-900. Has deep-grained pecan veneers on hand-rubbed furniture grade hardwood solids. Two scalloped double-hinged doors hide the TV screen when not in use. Assembled GRA-405-25, 100 lbs. . . . 179.95*



Wireless Remote for your GR-900. The ultimate in armchair viewing. Gives you eight-function across-the-room control of on/off, three preset volume levels, power tuning (up or down), color, tint, UHF/VHF channel selection. Also activates Custom Wall Mount doors. Kit GRA-900-6, 6 lbs. 79.95*

The new Heathkit GR-900 25V Color TV has UHF/VHF detent tuning & varactor UHF tuner, angular tint control — more features than any other color TV kit! Better performance than any other set.

UHF/VHF detent power tuning. Push a button and you scan the channels in either direction with detent action locking in on VHF channels 2-13 and any 12 preselected UHF stations. A pushbutton selects either UHF or VHF mode, and a lighted dial indicates tuner position. And you can have full remote-control selection too for just a few dollars more.

New voltage-controlled varactor UHF tuner and specially designed VHF tuner with MOS Field Effect Transistor contribute to better fringe-area reception, increased sensitivity.

New angular tint control. A switch now gives you either "normal" or "wide angle" color demodulation to reduce tint and flesh tone change when changing stations and when programs change. Other deluxe features include "instant on" operation with override for conventional on/off operation; automatic fine tuning; adjustable tone control, and an output for playing TV audio through your stereo hi-fi system.


Exclusive Heath MTX-5 ultra-rectangular tube. It's the largest color screen you can buy anywhere, with a full 25 inch meas. diag., 315 sq. in. viewing area. You see virtually everything the station transmits, in the corners and at the sides. The specially etched face plate cuts glare, and reflection, increases contrast without sacrificing brightness, and each dot is projected through a matrix screen to stand out crisply against a solid black background.

Modular solid-state circuitry. Plug-in circuit boards and plug-in transistors make assembly, adjustment and servicing easy. There are 46 transistors, 57 diodes and four ICs — making this one of the most reliable sets we've ever designed.

Other features include automatic chroma control, adjustable video peaking, adjustable noise limiting and gated AGC.


Exclusive Heath self-service built-ins. Your Heathkit GR-900 includes built-in dot generator, tilt-out convergence panel for set-up and periodic adjustments. A handy volt-ohm meter included in the circuitry helps you check your work during assembly, and can be used in conjunction with the manual for any servicing. Like all Heathkit color TVs, the GR-900 gives you complete installation flexibility. There are four beautiful Heath cabinets to choose from plus the new built-in electronic wall mount with hide-away tambour doors. Or you can custom install your GR-900. We think you'll agree, the GR-900 is truly the most impressive color receiver we've ever offered.

Kit GR-900, TV less cabinet, 125 lbs. 599.95*



New Custom Wall Mount! Touch a button on the frame or on your Heathkit Remote Control unit and the folding tambour doors open to reveal your color TV. Kit includes everything needed to build your Heathkit GR-371MX or GR-900 into a wall. Kit GRA-402-25, walnut finish, 50 lbs. 114.95* Kit GRA-407-25, unfinished, 50 lbs. 109.95*

FREE '72 HEATHKIT Catalog



New Heathkit Digital Multimeter 229.95*

A kit-form multimeter that meets lab specs. Has 3½ digits for 100 uV resolution on the 200 mV range, 1V on 1000 V. Five overlapping ranges measure voltage from 100 uV to 1000 V on DC (either polarity); 5 ranges cover 100 uV to 500 V on AC; 10 ranges measure 100 nA to 2A AC or DC; and 6 ranges measure resistance from 0.1 ohm to 20 megohms. Input impedance is approx 1000 megohms on 2V range, 10 megs on higher ranges, with overload protection built-in. DC calibrator supplied permits 0.2% accuracy without external equipment. Can be lab calibrated to 0.1%. For lab performance at a budget price, order your IM-102 today.

Kit IM-102, 9 lbs. 229.95*



New Heathkit 10 MHz Triggered Sweep Scope 229.95*

Here's a five-inch triggered sweep scope at a price you can't afford to pass up. Has DC-10 MHz response, calibrated attenuator, 50 ns sweep rate with magnification, AC-DC coupling, 50 mV sensitivity. It's the ideal instrument for general service and design work... and its quality design, easy assembly, simple operation and self-service capability make the Heathkit 10-103 one of the greatest scope values on the market today. Order one for your shack, shop, lab or classroom, now.

Kit 10-103, 37 lbs. 229.95*

The better-than-ever '72 Heathkit Catalog has the world's largest selection of fun-to-build, money-saving electronic kits...including color TV, stereo hi-fi, organs, home appliances, engine tune-up tools, radio control, portables, shortwave, marine gear, metal locator, instruments, hundreds more. If you don't have this catalog, you've missed seeing over 50 new kits, introduced since the last edition. Send today for your free copy.



The most powerful and sensitive stereo receiver they've ever tested.

Heathkit AR-1500 AM/FM/FM-Stereo Receiver — ranked by independent experts as the best ever. Here's 180 watts dynamic music power, 90 watts per channel into 8 ohms, 120 watts per channel into 4 ohms. Less than 0.1% intermod distortion, less than 0.25% harmonic distortion. FM selectivity greater than 90 dB, outstanding phase linearity, separation, and low distortion result from two computer-designed 5-pole LC filters. A 4-gang 6-tuned circuit front end offers rock-solid stability, 1.8 uV sensitivity, 1.5 dB capture ratio and 100 dB image and IF rejection. Automatic FM squelch is both noise and deviation activated, fully adjustable for sensitivity.

The AM section, overlooked in most receivers, boasts two dual-gate MOSFETS in the RF and Mixer stages, one J-FET in the oscillator, 12-pole LC filter in the IF, and broad-band detector for good overload characteristics, proper AGC action, no IF alignment and high-fidelity performance. The AR-1500 is an easy kit to build, ten plug-in circuit boards, two wiring harnesses and extensive use of pre-cut wiring with installed clip connectors make assembly fun. Built-in test circuitry uses the signal meter to make resistance and voltage checks as you go. Other features include Black Magic panel lighting that hides the dial markings when the set is not in use, flywheel tuning, pushbutton function controls; outputs for two separate speaker systems, bi-amplification, oscilloscope monitoring of FM multipath; inputs for phono, tape, tape monitor and auxiliary sources — all with individual level controls. The AR-1500 is the critics choice, and with no reservations, the best stereo receiver we've ever designed.

Kit AR-1500, less cabinet, 42 lbs. 379.95*
 ARA-1500-1, walnut cabinet, 6 lbs. 24.95*

Send for your FREE 1972 Heathkit Catalog today

HEATHKIT ELECTRONICS CENTERS — ARIZ.: Phoenix, 2727 W. Indian School Rd.; CALIF.: Anaheim, 330 E. Ball Rd.; El Cerrito, 6050 Potrero Ave.; Los Angeles, 2309 S. Flower St.; Redwood City, 2001 Middlefield Rd.; San Diego (La Mesa), 8363 Center Dr. Woodland Hills, 22504 Ventura Blvd.; COLO.: Denver, 5940 W. 38th Ave.; FLA.: Miami (Miami), 4705 W. 16th Ave.; GA.: Atlanta, 5285 Roswell Rd.; ILL.: Chicago, 3462-66 W. Devon Ave.; Downers Grove, 224 Ogden Ave.; KANSAS: Kansas City (Mission), 5960 Lamar Ave.; MD.: Rockville, 5542 Nicholson Lane; MASS.: Boston (Wellesley), 165 Worcester St.; MICH.: Detroit, 18645 W. Eight Mile Rd. & 18149 E. Eight Mile Rd.; MINN.: Minneapolis (Hopkins), 101 Shady Oak Rd.; MO.: St. Louis, 9296 Gravois Ave.; N.J.: Fair Lawn, 35-07 Broadway (Rte. 4); N.Y.: Buffalo (Amherst), 3476 Sheridan Dr.; New York, 35 W. 45th St.; Jericho, L.I., 15 Jericho Turnpike; Rochester, Long Ridge Plaza; OHIO: Cincinnati (Woodlawn), 10133 Springfield Pike; Cleveland, 5444 Pearl Rd.; PA.: Philadelphia, 6318 Roosevelt Blvd.; Pittsburgh, 3482 Wm. Penn Hwy.; TEXAS: Dallas, 2715 Ross Ave.; Houston, 3705 Westheimer; WASH.: Seattle, 2221 Third Ave.; WIS.: Milwaukee, 5215 Fond du Lac.

HEATH COMPANY, Dept. 10-2
 Benton Harbor, Michigan 49022

HEATHKIT
Schlumberger

Please send FREE Heathkit Catalog.

Enclosed is \$ _____, plus shipping.

Please send model(s) _____

Name _____

Address _____

City _____


State _____ Zip _____

Prices & specifications subject to change without notice.

*Mail order prices; F.D.B. factory.

CL-429 R

CIRCLE NO. 24 ON READER SERVICE CARD



New Products

WELTRON CASSETTE RECORDER MOTOR

Recently introduced by the *Weltron Co.* is a new dc replacement motor for cassette recorder and player decks. Model 70-700 operates on 6-9 volts dc with a clockwise rotation. The universal cassette motor operates at 2320 rpm at 6.5 volts or 2400 rpm at 9 volts. Address: Weltron Co., 514 E. Peabody St., Durham, NC 27702.

CADCO SINGLE-CHANNEL FM PREAMP

A high-gain, ultralow-noise single-channel FM preamplifier, Model IPA-SCA-FM, has been announced by *Cadco Systems*. This is a 22-dB gain indoor mounting single-channel amplified filter designed to boost weak off-the-



air signal levels for main channel and SCA channel uses. The preamplifier has a 1.3-dB maximum noise figure and 3 dB bandwidth products of ± 500 kHz. The unit has its own built-in 117-volt ac power supply and 75-ohm input and output. Address: Cadco Systems, 4444 Classen Blvd., Oklahoma City, OK 73118.

LAFAYETTE ELECTROSTATIC HEADPHONES

The Model F-2001 electrostatic stereo headphones available from *Lafayette Radio Electronics Corp.* deliver three octaves of sound beyond conventional phones. The F-2001 has a self-energizer with speaker/phone switch and color-coded speaker cables. The energizer converts audio signals into dc polarizing voltages which charge the diaphragm. Also included is an adjustable vinyl cushioned headband. Frequency range of the headphones is 5 Hz to 35,000 Hz; impedance 4-16 ohms. Address: Lafayette Radio Electronics, 111 Jericho Turnpike, Syosset, NY 11791.

CORNELL-DUBILIER ANTENNA ROTOR

A new economy-priced rotor, the Model AR-20, has just been introduced by *Cornell-Dubilier*

Electronics. The antenna rotor system has many of the best features of rotors in the company's line. The rotor itself is housed in a heavy-duty die-cast aluminum enclosure, painted gold to match modern color antennas. Quick unit mounting is made possible through positive-grip U-bolt clamps on the aluminum housing. And a positive braking system is featured. The control is fully automatic and of the same type used with the well-known AR-22 rotor. After the desired direction is set, the unit stops automatically and with greater accuracy. The dial face is illuminated when the system is in operation. Address: Cornell-Dubilier Electronics, 150 Avenue "L", Newark, NJ 07101.

TOYO 4-CHANNEL CARTRIDGE PLAYER

Four discrete channels of sound, through four separate amplifiers, are featured in the Model 707 "Qaudio" cartridge tape player made by



Toyo Radio Co. of America, Inc. The system is also fully compatible with existing 2-channel stereo material, and with the addition of Toyo's Model QC-1 4-channel decoder, will matrix out the ambience information to provide the two rear channels for 4-channel stereo from a 2-channel source. Featured are pushbutton mode selector, automatic and manual program selection for both 2- and 4-channel operation, rear balance control, and phase selector switch to keep front and rear speakers in-phase with each other. An optional cassette adapter is also available to allow the Model 707 to play conventional cassettes. Address: Toyo Radio Company of America, Inc., 1842B W. 169th St., Gardena, CA 90247.

CB UNIT FROM DYNASCAN

Dynascan Corporation has introduced a new mobile CB two-way radio with an exclusive emergency channel 9 "Scan Alert." This feature enables the operator to simultaneously monitor channel 9 and any of the other 22 channels of his choice. The Cobra 28 has a full 5 watts of input power with Dyna-boost speech compression, r-f noise blanker, automatic noise limiter, PA system output, delta tune, channel



indicator lights, power/S meter, as well as IC's and FET's to reduce cross-modulation. The unit measures 2½" x 6" x 8½" and weighs only 4½ pounds. It operates on 12 volts dc, but may be used with an optional power pack on 117-volt ac. Address: Dynascan Corp., 1801 W. Belle Plaine Ave., Chicago, IL 60613.

RUSTRAK AC VOLT-AMP RECORDER

A low-cost recorder that measures both ac voltage and ac current has been introduced as the Model 230 by *Rustrak Instrument Div.* of Gulton Industries, Inc. The recorder is furnished with a clamp-on transducer and a leather



carrying case with handle. The single instrument is designed to read and record three voltage and three current ranges. Voltage ranges are 0 to 150, 300, and 600 volts at 60 Hz with an accuracy of 3 percent full-scale. Current ranges are 0 to 25, 100, and 300 amperes at 60 Hz with accuracy of four percent full-scale. The clamp-on transducer has a built-in dial to facilitate easy switching of ranges and functions. The recorder, plus transducer, clip leads, carrying case and 2 rolls of paper, is priced at \$159.00. Address: Rustrak Instrument Div., Gulton Industries, Inc., Municipal Airport, Manchester, NH 03103.

LOW-COST LASERS FROM METROLOGIC

Two new aluminum cathode, helium-neon lasers developed by *Metrologic Instruments* feature longer life and low cost, thanks to the aluminum cathode which provides constant power output and high beam positional stability. The tubes, designated MT 710 and MT 711, have power outputs of 1.5 mW and 2.4 mW, respectively. The company is guaranteeing 9000 hours or one year of operation with the new units. Address: Metrologic Instruments, Inc., 143 Harding Ave., Bellmawr, NJ 08030.

TENNA 2-WAY MOBILE RADIO

An inexpensive emergency 2-way radio for motorists was recently announced as their "HELP 9" by *Tenna Corp.* The HELP 9 represents a practical method of providing security and safety by providing 2-way voice communication on channel 9 of the Citizen's Band reserved by the Federal Communications Commission for emergency calls. It is designed to place the motorist in immediate contact with help in cases of accidents, car failure, or criminal action. HELP 9 features simplicity

CONTROLLED
QUALITY
CRYSTALS by



The "On-Channel" Crystals
FOR
CITIZEN BAND

23 Channels and "Mars"

HAM OPERATORS

Commercial 2-Way

Marine-Monitor

See your Distributor for Speedy
"Zip Certificates"



formerly Texas Crystals
Div. of Whitehall Electronics Corp.
1000 Crystal Drive 4117 W. Jefferson Blvd.
Fort Myers, Florida 33901 Los Angeles, California 90016

CIRCLE NO. 11 ON READER SERVICE CARD

Our 51st Year



FREE

Your One Dependable
Source For
Everything In
Electronics

LAFAYETTE®
1972 CATALOG 720

- 4-Channel Stereo Equipment • Cartridge and Tape Players • CB Gear • PA Systems • Tools • Cameras
- Auto Accessories • Books • Musical Instruments and Amplifiers

Lafayette Radio Electronics Dept. 35022
P.O. Box 10, Syosset, L.I., N.Y. 11791

Send Me the Free 1972 Catalog 720 35022

Name

Address

City

State Zip

CIRCLE NO. 26 ON READER SERVICE CARD



avanti

AN ASTRO PLANE IS LOVE



THE
PATENTED
CB
"OMNI"
BASE
ANTENNA

\$29.95

33-35 WEST FULLERTON AVENUE
ADDISON, ILLINOIS 60101

AVANTI RESEARCH & DEVELOPMENT, INC.
THE PACESETTER IN HIGH-PERFORMANCE ANTENNAS

CIRCLE NO. 4 ON READER SERVICE CARD


TUNER SERVICE

VHF, UHF, FM or IF Modules . . .

. . . All Makes

Fast 8 hr. Service!

1 YEAR GUARANTEE



VHF-UHF-FM	\$ 9.95
UV-COMB.	\$16.95
IF-MODULE	\$12.50

Major Parts charged at Net Price
P.T.S. is overhauling more tuners for
more technicians than any other
tuner company in the world!

LIKE TO DO IT YOURSELF?

Send one Dollar (redeemable) for our
60 pages of top information

TUNER REPLACEMENT GUIDE AND
PARTS CATALOG

For fastest service, send faulty tuner with
tubes, shields and all broken parts to:

PTS ELECTRONICS, INC.

"Precision Tuner Service"



HOME OFFICE—
Box 272 • Bloomington, Ind. 47401 • Tel. 812. 824-9331
WEST—
Box 41354 • Sacramento, Calif. 95841 • Tel. 916. 482-6220
SOUTH—
Box 7332 • Longview, Tex. 75601 • Tel. 214. 753-4334
SOUTHEAST—
Box 6881 • Jacksonville, Fla. 32205 • Tel. 904. 389-9952
EAST—
Box 1189 • Springfield, Mass. 01103 • Tel. 413. 734-2737
MOUNTAIN—
Box 4245 • Denver, Colo. 80204 • Tel. 303. 244-2818


CIRCLE NO. 33 ON READER SERVICE CARD

114

of operation, with a single on/off/volume control. Transmission or receipt is governed by a thumb switch on the microphone. Address: Tenna Corp., 19201 Cranwood Pkwy., Cleveland, OH 44128.

HEATHKIT CASSETTE DECK KIT

The *Heath Company* has announced their entry into the cassette age with the introduction of their Model AD-110 cassette deck kit. The AD-110 has six pushbuttons that control all



tape functions, separate level controls and meters, tape counter, automatic shutoff, and record safety interlock. Technical specifications match or exceed those of many open-reel machines that operate at 3 $\frac{3}{4}$ ips. The all-solid-state circuitry employs a two-transistor dc motor regulator and an IC voltage regulator in the amplifier circuit. The transport mechanism comes preassembled for easy kit assembly. Optional microphones are also available. Address: Heath Co., Benton Harbor, MI 49022.

PIONEER REVERBERATION AMPLIFIER

To supplement existing stereo systems, U.S. *Pioneer Electronics Corp.* offers the Model SR-202W solid-state reverberation amplifier.



The reverb amp blends signals from music sources with a reverb effect that adds greater acoustic realism. The SR-202W can be used to supply a variety of effects. A five-position mode selector can be set to add reverb to speakers only or to the recording sound of a tape deck. Reverb can be used without altering the sound recorded on tape and can be omitted simply by setting the selector to off. A front-panel indicator shows the amount of reverberation selected by setting a separate time control. Address: Pioneer Electronics, 178 Commerce Rd., Carlstadt, NJ 07072.

POPULAR ELECTRONICS Including Electronics World

THE ONLY CB MICROPHONE MADE ESPECIALLY FOR AM/SSB TRANSCEIVERS


The microphone that came with your AM/SSB set wasn't made for single side band. Turner makes one that is. The only one. We call it Sidekick 100. Sidekick 100 has a dynamic cartridge with an integrated-circuit amplifier which provides low impedance and a perfect match for the latest AM/SSB transceivers. You'll get full modulation and a powerful signal every time. Sidekick 100 also is the best match for any conventional AM transistorized transceiver on the market.

This handsome new microphone is chrome and black with all the features it takes to provide outstanding performance. Rugged, die-cast metal case. 300-3,000 Hz frequency response range. Touch-to-talk front bar with slide lock for extended transmission. Self-contained 9-volt battery. Output level -23 db. Get more out of single side band. Put the Sidekick 100 into it. Write for details. Turner Division. Conrac Corporation. 909 Seventeenth Street N.E., Cedar Rapids, Iowa 52402. Telephone (319) 365-0421.



TURNER DIVISION
CONRAC
CORPORATION

CIRCLE NO. 47 ON READER SERVICE CARD



New Literature

AMPEX CASSETTE BROCHURE

A 6-page brochure, No. T694, describing the 362 series extended-frequency blank audio cassettes is available from *Ampex Corp.* The 362 series is a high-performance cassette that delivers up to six times more sound in the upper-frequency range than do standard cassettes. Address: Ampex Corp., Stop 7-13, 401 Broadway, Redwood City, CA 94063.

SPERRY METERS AND TESTERS

A. W. *Sperry Instruments Inc.* recently announced the release of their latest comprehensive folder, No. PF-45. Described in the folder is the company's complete line of snap-around volt-ohm-ammeters, master electrical kits, multimeters, and accessories. Address: Sperry Instruments, 245 Marcus Blvd., Hauppauge, NY 11787.

RCA LASERS AND IR DIODES

"Gallium-Arsenide Injection Lasers and Infrared-Emitting Diodes" catalog (OPT-100A) has just been made available by *RCA Solid State Div.* It contains data on the RCA line of room-temperature infrared-emitting diodes, single-diode lasers, injection-laser arrays, and stacked-diode lasers. Data on gallium-aluminum-arsenide laser diodes and arrays, and cryogenic laser arrays, are also included in the 12-page revised catalog. Characteristics, operating considerations, and applications of all listed devices are given. Address: RCA Commercial Engineering, Harrison, NJ 07029.

CHEMTRONICS 1972 CATALOG

Complete descriptions, general and unusual applications, illustrations, tables, and pricing for all products are featured in the 12-page, 1971-1972 catalog from *Chemtronics Inc.* Listed are such items as tuner sprays, circuit coolers, insulating sprays, contact and control sprays, cleaners and conditioners for tape heads, electronic glues and cements, solder, and paint sprays. Address: Chemtronics Inc., 1260 Ralph Ave., Brooklyn, NY 11236.

BEARCAT MONITOR BULLETIN

The all-new "Bearcat III" scanning monitor receiver is illustrated and described in a two-page bulletin (No. 1071) available from *Electra Corp.* The bulletin fully describes the FM public safety/business band receiver and presents information on plug-in r-f modules and crystals. A complete list of technical specifications and a price/band coverage table for all one- and two-band models of the Bearcat III are also provided. Address: Electra Corp., 300 South Country Line Rd., Cumberland, IN 46299.

DYNASCAN DESCRIBES 21 INSTRUMENTS

Dynascan Corp. has just released a new catalog describing the B&K line of test equipment for electronics servicing, laboratory, and industrial applications. A total of 21 instruments, encompassing a wide range of equipment from a 100 percent Mutual Conductance Tube Tester to a new DC-to-10-MHz triggered sweep oscilloscope, are described. Address: Dynascan, 1801 W. Belle Plaine Ave., Chicago, IL 60613.

ALCOLITE INDICATOR SPECIFICATIONS

Specifications, ratings, and physical dimensions of the Alcolite "Elfin" 7-segment neon indicator are detailed in Catalog EL-77 put out by *Alco Electronic Products, Inc.* Of special interest is the section describing Elfin New Generation Hybrid Circuits for Cold-Cathode Neon Displays. Address: Alco Electronic Products, Inc., Lawrence, MA 01843.

Sonar SENTRY VHF MONITOR RECEIVERS WITH ADJUSTABLE SQUELCH

With Battery, Earphone, & less Crystals \$5.00 ea.

\$49.95 **SOLID STATE** **with ADJUSTABLE SQUELCH** **POCKET SIZE**

FR-103SA | **FR-106SA** (IN FOUR)
(150-175 MHz) | 30-50 MHz FREQ.

3 CHANNELS



LISTEN TO: POLICE, FIRE, & WEATHER REPORTS!

for Industrial, Commercial, Utility & Govt. Use
3 CHANNELS • BROADCAST BAND • CRYSTAL CONTROLLED

Designed and engineered for simplicity of operation, compact enough to fit a shirt pocket yet powerful enough to deliver a clear clean signal—it's dependable • Operates on three crystal controlled VHF channels plus broadcast band • Adjustable squelch • Completely solid state for long life use • Visible battery indicator to show battery condition at all times • Built in antenna • 5 7/8" H x 2 1/2" W x 1 3/8" D. Wt. 11 oz.

SONAR RADIO CORP., 73 Wortman Ave., Bklyn, N.Y. 11207
 Please send information on VHF Monitor Receivers.

Name _____ Dept. 426
 Address _____
 City _____ State _____ Zip _____

CIRCLE NO. 40 ON READER SERVICE CARD

ELECTRONICS MARKET PLACE

NON-DISPLAY CLASSIFIED: COMMERCIAL RATE: For firms or individuals offering commercial products or services, \$1.50 per word (including name and address). Minimum order \$15.00. Payment must accompany copy except when ads are placed by accredited advertising agencies. Frequency discount: 5% for 6 months; 10% for 12 months paid in advance. **READER RATE:** For individuals with a personal item to buy or sell, \$1.00 per word (including name and address.) No minimum! Payment must accompany copy. **DISPLAY CLASSIFIED:** 1" by 1 column (2 3/8" wide), \$185.00. 2" by 1 column, \$370.00. 3" by 1 column, \$555.00. Advertiser to supply cuts. For frequency rates, please inquire.

FOR SALE

FREE! bargain catalog. Fiber optics. LED's, transistors, diodes, rectifiers, SCR's, triacs, parts. Poly Paks, Box 942, Lynnfield, Mass. 01940.

GOVERNMENT Surplus Receivers, Transmitters, Snooperscopes, Radios, Parts, Picture Catalog 25¢. Meshina, Nahant, Mass. 01908.

ROCKETS: Ideal for miniature transmitter tests. New illustrated catalog. 25¢. Single and multistage kits, cones, engines, launchers, trackers, rocket aerial cameras, technical information. Fast service. Estes Industries, Dept. 18-K, Penrose, Colorado 81240.

LOWEST Prices Electronic Parts. Confidential Catalog Free. **KNAPP,** 3174 8TH Ave. S.W., Largo, Fla. 33540.

WE SELL CONSTRUCTION PLANS. TELEPHONE: Answering Machine, Speakerphone, Carphone, Phonovision, Auto Dialer, Touch Button Dialer, Central Dial System. **TELEVISION:** \$35.00 Color Converter, Video Tape Recorder, \$25.00 Camera. **HOBBYIST:** Electron Microscope, 96 Hour Tape Music System, Ultrasonic Dishwasher, Radar-Oven. Plans \$4.95 each. **NEW ITEM:** \$75. Electronic Pocket Calculator, \$7.50. **COURSES:** Telephone Engineering \$39.50, Detective Electronics \$22.50, Integrated Circuit Engineering, \$49.50. **NEW SUPER HOBBY CATALOG** plus year's subscription to Electronic New Letter **AIRMAILED \$1.00.** Don Britton Enterprises, 6200 Wilshire Blvd., Los Angeles, Calif. 90048.

JETCO ELECTRONIC INDUSTRIES, INC.
Dept. PEC. 3933 Barranca Dr., El Paso, Texas 79935.

FIND COINS-GOLD-RELICS-TREASURE metal locators by JETCO!

priced from **\$39.95**

- Lightweight
- Easy to Use
- Comes Complete
- Made in USA
- 5 yr. Guarantee
- Immediate Delivery!
- Write for FREE Catalog.



INVESTIGATORS, latest Electronics Aids. Free Literature. Clifton, 11500-L NW 7th Ave., Miami, Florida 33168.

ELECTRONIC PARTS, semiconductors, kits. **FREE FLYER.** Large catalog \$1.00 deposit. **BIGELOW ELECTRONICS,** Bluffton, Ohio 45817.

RADIO—T.V. Tubes—36¢ each. Send for free catalog. Cornell, 4213 University, San Diego, Calif. 92105.

NEW SEMICONDUCTOR LIGHT EMITTING DIODES—bright red lights replace light bulbs. Typical life 100 years. Operate at 1.65 volts, 50 milliamps. Order 2 for \$2.98 **NOW.** Data sheet and instructions included. Monsanto Company, Hobby Section, 10131 Bubb Road, Cupertino, California 95014.

CONVERT any television to sensitive, big-screen oscilloscope. Only minor changes required. No electronic experience necessary. Illustrated plans, \$2.00. **Relco-A33,** Box 10563, Houston, Texas 77018.

GENERAL INFORMATION: First word in all ads set in bold caps at no extra charge. All copy subject to publisher's approval. All advertisers using Post Office Boxes in their addresses **MUST** supply publisher with permanent address and telephone number before ad can be run. Closing Date: 1st of the 2nd month preceding cover date (for example, March issue closes January 1st). Send order and remittance to Hal Cymes. **POPULAR ELECTRONICS** Including **ELECTRONICS WORLD,** One Park Avenue, New York, New York 10016.

MECHANICAL, ELECTRONIC devices catalog 10¢. Greatest Values—Lowest Prices. **Fertik's,** 5249 "D", Philadelphia, Pa. 19120.

SENCORE, B&K Test Equipment Unbelievable Prices. Free Catalog and Price Sheet. **Fordham Radio,** 265 East 149th Street, Bronx, N.Y. 10451.

ELECTRONIC Ignition. Various Types. Information 10¢. **Anderson Engineering,** Epsom, N.H. 03239.

BUILD YOUR OWN SPACE-AGE TV CAMERA



ONLY KNOWN SOLID-STATE CAMERA KIT! Ideal for experimenters, ham, education, industry, etc. • High quality • Backed by over six years of lab & field testing • Fully Guaranteed • Connects to any TV set without modification • Sturdy shop construction means • Model ATVA Series D complete with vidicon \$149.50 postpaid anywhere in USA & Canada (less vidicon tube \$116.95pp)

PHONE or WRITE for CATALOG.
DIAL 408-987-3771

Many other kits, parts and plans available including starter kits, focus-dial, coils, vidicon tubes, const. plans, audio subcarrier kit, etc.

1301 BROADWAY ATV Research DAKOTA CITY, NEBR. 68731

ELECTRONIC COMPONENTS—Distributor prices, Free catalog. Box 2581, El Cajon, California 92021.

DEALERS WANTED! Citizens Band, AM, SSB, Two-way Radios & Accessories. USA and Export models. We ship around the world. Send letterhead to: **Baggy's Radio P.O. Box 778, 6391 Westminster Ave., Westminster, Ca. 92683. 714-894-3301.**

AMATEUR SCIENTISTS, Electronics Hobbyists, Experimenters, Students . . . Construction Plans—all complete, including drawings, schematics, parts lists with prices and sources . . . **Radar—**Build your own ultrasonic doppler radar. Detect motion of people, automobiles, even falling rain drops. Transistorized, uses 9 volt transistor battery—\$4.50 . . . **Long-Range "Sound Telescope"**—This amazing device can enable you to hear conversations, birds and animals, other sounds hundreds of feet away. Very directional. Transistorized. Uses 9V battery—\$3.50 . . . **Robot Man—**Moves hands and arms—\$3.50 . . . Or send 25¢ coin (no stamps) for complete catalog. Other items include Psychedelic strobes, light shows, lasers . . . 46 different projects. **Technical Writers Group,** Box 5994, State College Station, Raleigh, N.C. 27607.

ANTIGRAVITY, experiment and theory; **Rushed—\$2.00.** U.S. Inquiries. **Intertech 7A5,** Box 5373, Station-F, Ottawa, Canada.

LEARN the facts of electronics and your privacy. Send for the **Tron-X Manual,** P.O. Box 38155, Hollywood, CA 90038. \$5.95.

JAPAN HONG KONG DIRECTORY. World products information. \$1.00 today. **Sekai Shogyo Annai,** Hillyard, Washington 99207.

DEALERS WANTED!

CITIZENS BAND, AM, SSB, Two-way Radios & Accessories. USA and export models. We ship around the world. Send letterhead to:

BAGGY'S RADIO

P.O. Box 778, 6391 Westminster Ave.,
Westminster, California 92683
714-894-3301

We can supply Japanese replacement transistors, rectifiers and SCR's in quantity. Phone or send us the part numbers or specifications.

VARIABLE CAPACITANCE DIODES
(Similar to 1N5463A) used to tune VHF, color TV, & FM broadcast sets . . . \$1.00

PROGRAMMABLE UJT's
Similar to D13T, with data sheet . . . \$1.75

ER900 TRIGGER DIODES
These bidirectional trigger diodes are one of the best and cheapest methods to trigger SCR's and triacs . . . \$4.00

TTL IC SERIES (DIP)
7441 BCD Decimal Decoder . . . \$1.75

Send \$2.00 for our Latest catalog featuring Transistors and Rectifiers; 325 Elm St.,

7475 Quad Bistable Latch	1.40
7476 Dual Mast-Slave JK FF	1.00
7490 Decade Counter	1.50
7492 Decade By Twelve	1.85
7481 16 bit read/write memory	2.00
7408 Hex Inverter	.40
7447 BCD to seven decoder/driver	2.00
74121 Monostable multi-vibrator	.90

T R I A C S				
PRV	1A	10A	15A	20A*
100	.40	.70	1.00	1.20
200	.70	1.10	1.40	1.60
300	.90	1.35	1.80	2.00
400	1.10	1.60	2.60	2.40
500	1.50	2.00	2.20	2.80

Silicon Power Rectifiers				
PRV	1A	3A	30A	12A
100	.06	.09	.30	.50
200	.07	.16	.35	.80
400	.09	.20	.45	1.20
600	.11	.30	.70	1.50
800	.15	.40	.85	1.80
1000	.20	.55	1.10	2.20

NIXIE TUBES
Similar to Raytheon 8754, with socket & data sheet . . . \$3.00

Terms: FOB Cambridge, Mass. Send check or Money Order. Include Postage. Average Wt. per package 1/2 lb. No C.O.D.'s. Minimum Order \$3.00. Ruted companies 30 days net.

DECADE COUNTER KIT			
Consisting of 1-Nixie tube & socket (8754)			
1-7490			
1-7475			
1-7441			
			\$7.50
709C OPER AMP			\$.70
741 OPER. AMP.			\$1.00
723 VOLTAGE REGULATOR			\$1.25
Silicon Control Rectifiers			
PRV	3A	7A	20A 70A
50	.25	.28	.60
100	.30	.38	.85 3.50
200	.50	.60	1.10 6.50
300	.60	.68	1.30
400	.70	.75	1.50 9.50
500	.80	.85	1.70
600	.90	1.20	1.90 11.00

SOLID STATE SALES

Post Office Box 74A Somerville, Mass. 02143 Tel. (617) 547-4005
CIRCLE NO. 39 ON READER SERVICE CARD

EUROPEAN and Japanese bargains catalogs. \$1 each. Dee, P.O. Box 9308, North Hollywood, Calif. 91609.

BURGLAR ALARM SYSTEMS. We manufacture intruder-fire detection systems, radar and perimeter types. Accessories available. Free Literature. Inquiries for dealership and wholesale prices must be on letterhead. U.S. and Canada only. Microtech Associates, Inc., Box 10147, St. Petersburg, Florida 33733.

"LISTEN IN TO POLICE-FIRE RADIO CALLS IN YOUR CAR!"

WORKS WITH ANY CAR—Portable or HOME RADIO! Just PLUGS in—No wiring—3 minute hookup! Switch instantly from regular to ALL POLICE-FIRE-EMERGENCY-COMMERCIAL-TAXICAB-STATE-CITY-GOV'T 2 way Radio calls in YOUR AREA. DUAL-HI-LOW Bands—OVER a MILLION Radio Cars/stations. USE Everywhere—anytime—always works.

SEND ONLY \$2.00 (cash, Ck., M.O.) and pay post-man \$7.99 plus C.O.D. postg or send \$9.99 for ppd Del in USA. COMPLETE, ready to use with instructions. One Year service Warranty—10 DAY MONEY BACK TRIAL—AMAZING OFFER good only by mail—WESTERN RADIO Dept. BPE-2 KEARNEY, NEBR. 68847



CONSTRUCTION PLANS: Laser . . . \$2.00. Investigation Aids—2-FM Microphone Transmitters . . . \$1.00. FM Telephone Transmitter . . . \$2.00. Sound Telescope . . . \$2.00. Space Monitor—Missile Tracker . . . \$2.00. Free equipment and kit catalog. Howard, 20174 Ward, Detroit, Michigan 48235.

CLEARANCE SALE rectifiers, transistors, 1000's other items. Catalog 15¢. General Sales Company, 254 Main, Clute, Texas 77531.

OVER 1,000 new electronic parts, list \$240.00, yours \$19.95. 28 Music pages \$1.25. All postpaid. Hobbytronics, 921 East 19th, San Angelo, Texas 76901.

FREE catalog, parts, circuit boards for POPULAR ELECTRONICS projects. PAIA ELECTRONICS, Box C14359, Oklahoma City, Ok. 73114.

DIAGRAMS—Radios \$1.50, Television \$3.00. Give make and model. Diagram Service, Box 1151PE, Manchester, Conn. 06042.

1972 ELECTRONICS Catalog 25¢. McCord Electronics, Box 412, Sylvania, Ohio 43650.

NOW! Enjoy the great outdoors in comfort with your pocket size electronic Skeeter Skat mosquito repeller. \$9.95 postpaid USA. Satisfaction guaranteed. Detectron, Dept. G-2, P.O. Box 243, San Gabriel, Calif. 91778.

STEREO headphones individual volume controls, limited quantity available, \$12.95 + \$1.25 mailing and handling, N.C. residents add 3% sales tax. Neal's Enterprises, 2703 Belmar St., Greensboro, N.C. 27407.

ELECTROENCEPHALOPHONE teaches alphawave control. J&J Enterprises, 24120-E 3rd West, Bothell, Wash. 98011.

TV TUNER REPAIRS—Complete Course Details, 12 Repair Tricks, Many Plans, Two Lessons, all for \$1. Refundable. Frank Bocek, Box 833, Redding, Calif. 96001.

RECONDITIONED Test Equipment. Reasonably priced, list available. Walter, 2697 Nickel, San Pablo, CA. 94806.

SURPLUS regulated power supplies. 12 to 24 volt at 3 amps. \$8.00. Details and other items. Superior-Racine, Inc., 1006 State St., Racine, Wisconsin 53404.

PYROTECHNICAL chemicals, casings, tools, supplies, fuse, literature. Giant, illustrated catalogue/handbook includes formulas, instructions—50¢, with samples—\$1.00. Westech, Salt Lake City, 84108.

VHF ignition coil 60 times faster than conventional. Connects direct to any CD system. Molded epoxy \$9.95. Perkins Electric, 1022 Newton, Denver, Colorado 80204.

METERS—Surplus, new, used, panel or portable. Send for list. Hanchett, Box 5577, Riverside, CA 92507.

ELIMINATE distributor points with magnetic pickup system using your C.D. ignition or our complete system. Rugged and reliable, uses standard inexpensive parts. SES-1 plans for use with your C.D. \$4.50. SES-2 plans our complete system \$5.50. Both for \$7.50. SES Enterprises, Box 607, Ferndale, Wash. 98248.

HOBBYISTS! Logic IC project kits. Combination Lock, \$5.95. Catalog free. John Huntley, 1351 Mahoney, Rodeo, Calif. 94572.

GUARANTEED MONEYSAVER! "How to Use Bargain Transistors" explains how to build 100 projects with old, unmarked and surplus semiconductors. 132 pages, illustrated. \$3.00. Capstone Corp., 9 Danbury Rd., Wilton, Conn. 06897.

PSYCHEDELIC Equipment. Catalog/Handbook. Send 50¢. One Trip Beyond, P.O. Box 2043, Dearborn, Michigan 48123.

TREASURE! Patented home-built metal locator. Easy plans rushed—\$2.00. Inco-7R1, Box 5373, Station-F, Ottawa, Canada, K2C 3J1.

SOCKETS Transistor and I.C. Send for catalog. Star Displays, Inc., 1655 W. 11th Avenue, Eugene, Oregon 97402.

BURGLAR and Fire Alarms from \$31.95. We manufacture home and commercial units—retail and wholesale (dealers wanted). Tri-Western Industries, Inc., P.O. Box 556, San Jose, Calif. 95106.

UNUSED Synchro Transmitter: 115/90V, 60 cycles AC. 20¢ Price list. A. Chu, Box 86, Fort Lee, N.J. 07024.

FREE catalog new electronic devices! World's smallest transmitter \$19.95! Telephone Answerer \$49.50! Telephone Recording Device \$19.95! Lie Detector \$19.95! Many more! Sonic Devices, 69-29E Queens Blvd., New York 11377.

TELEPHONE parts, resistors, capacitors. Brochure-10¢. Comet Communications, Dept—B, 639 50th Street, Brooklyn, New York 11220.

INSTANT CIRCUITRY—apply on two enclosed PC boards, no liquids. Price \$3.00. Security Systems, P.O. Box 4754, Colorado Springs, Colorado 80910.

INTEGRATED CIRCUITS, 74N series, low, low, prices. Send for free list. B&A Supply, Box 24211, Fort Lauderdale, Florida 33307.

PHONE PATCH—EASY TO INSTALL



A Phone Patch PHP-1 hooked up to your phone in conjunction with a recorder will automatically engage the recorder upon picking up your telephone receiver. Your recorder is now ready to record the entire conversation. Upon completion of the call and replacement of the telephone receiver, the recorder automatically shuts off and you have an audio record of what has been said. Ideal for confirming orders or statements. Perfect for confirming messages taken by your answering service.

NET: \$19.95

TELECO, 1351 Pearl Street, Santa Monica, CA 90405

JOHNSON CB RADIOS. Low discount prices, prepaid shipping. MasterCharge. Free list. Hughes Electronics, Box 6487A, Asheville, N.C. 28806.

SUPREME twenty different radio-television volumes, \$50 value, only \$19.95, postpaid. Supreme Publications, 1760 Balsam, Highland Park, Illinois 60035.

TV REPAIRS costing you money? You need Dial-A-Fix! Odds are 4:1 you can repair your set in minutes. No experience necessary. Color or black & white. Send \$2.98 for revolutionary diagnostic aid. KRK Enterprises, Dept A-2, Box 176, Ilion, New York 13357.

DESIGN and modify transistor circuits faster with new engineering layout form. Ideal for experimenters, engineers, servicemen, inventors. 10 forms, instructions 8½ x 14" on eye-ease paper. \$3.00 postpaid. Incline Company, Windsor, Vermont 05089.

PANORAMA of industrial and government electronic surplus in our monthly picture catalogs. Startronics, Box 17127, Portland, Oregon 97217.

ELECTRONIC ORGAN KEYBOARDS, tone generator kits, etc. All types of components for building your own organ. Send 20¢ for list. Devtronix Organ Products, 5872 Amapola Drive, San Jose, Calif. 95129.

RESISTORS—High quality, low prices, Free flyer. Kingtree, Box 3092, Columbus, Ohio 53210.

FREQUENCY Counter components SN 7441N/\$1.70, SN 7475/\$1.40, SN 7490/\$1.40, Amperex neon readout tube \$3.00, Set \$7.00. Free flyer. Davek, P.O. Box 104, Vestal, N.Y. 13850.

INTEGRATED circuits, factory fresh at surplus prices. Displays and electronic experimenters project books. Marco Enterprises, POB 216, Dayton, Ohio 45401.

OSCILLOSCOPES USM 81, like Tektronix 535, D.C. to 15 MHz, with dual trace plug-in (other plug-in's available) \$325. Testronics of Texas, 609 Riverside Drive, Fort Worth, Texas 76111. Day (817) 624-4511, Nite 332-4881. Open 5:00 P.M. till 10:00 P.M.

INEXPENSIVE Antenna, amplifier, and quadrasonic equipment. See Plans & Kits.

DELTA Capacitive Discharge Ignitions. Free literature. Dealer inquiries invited. Southland Communications, Box 3591, Baytown, Texas 77520.

BATTERIES six used rechargeable 1½V \$3.00. Trowbridge, P.O. Box 418, Oaklawn, Ill. 60453.

BURGLAR Alarm Systems equipment, dealers and private. Write: United Security, Box 2428, Dublin, Calif. 94566.

CAR AIR Purifier. Cleans smog particles out of Air. Amazing, proven, electrostatic principle. Makes driving a pleasure. Kits or plans. Catalog 35¢. CSDC, 15446 Sherman Way, Van Nuys, Cal. 91406.

ANTIGRAVITY device. Brochure 35¢. AGD, Box 16126-E, Wichita, Kansas 67216.

WE SELL Construction Plans, Kits and Wired Units—120 volts at 3,000 watts of electricity from ANY alternated vehicle using our special adapter! Operate electric drills, lights, heaters, portable saws, AD-DC TV's and many more AC devices! Arc weld ¼" steel plates! Fully charge 6,12,24 volt batteries in minutes! Will not harm alternator! Installation takes only ten minutes! Send only \$9.45 for complete kit, \$11.45 for assembled unit or \$14.95 with voltage indicating light, comes on when alternator is producing 120 volts! Plus Many Other Products Just as Useful!

construction plans—alternator adapter—ultra-sensitive metal detector—x-ray fluoroscope machine—silver recovery unit—coin cleaner/electroplater—chemical formulary (home products)—boat radar unit—radar oven-infra-red viewing system—plans \$5.00 each—Plus Many More!—ask for our Free color catalog—Creative Products, 1551 East Loop 820, Department EB, Fort Worth, Texas 76112.

ELECTRONIC HOBBYISTS and professional builders love our 3¢ film resistors; 16¢ electrolytics and 1% micas. Great catalog 35¢. Electrovalue-America, Box 276, Swarthmore, Pa. 19081.

COMPUTER analyzes your car's economics. Write: DoubleM, Box 491, Janesville, Wisconsin 53545.

PLANS AND KITS

KITS—Color organs, synchronizers, strobes. Workshop, Box 393Z, Bethpage, New York 11714.

KITS AND EQUIPMENT—FM Wireless microphone transmitters, FM Telephone transmitters, Infinity transmitters. Security Electronics, P.O. Box 265, Huntington, W. Va. 25707.


ONE TUBE DX'ER Handbook—50¢. Coil Winding—50¢. Catalog. Laboratories, 745-L Cordone, Reno, Nevada 89502.

BRAINWAVES—Build your own machine. We have plans, kits. Write: Extended Digital Concepts, Box 9161, Berkeley, Calif. 94709.


COMPUTER designed antenna plans. All-channel, UHF, VHF, one-channel, or any combination. Also television amplifier and quadrasonic hi-fi adaptor plans available. Build your own for a fraction of the manufactured cost. All plans \$2.00 each. Satisfaction guaranteed! Computer Electronics, P.O. Box 2892, Champaign, Illinois 61820.

COLOR TV psychedelic light show. Modify your set for double entertainment. Complete plans, \$5.00. Send make, model. Audio Research Co., 9364A Jamacha Rd., Spring Valley, CA 92077.

COMPUTER BOARD SPECIALS



Honeywell Computer boards, 4½"x12". Transistors, diodes, zeners, capacitors, precision resistors, heat sink, trimmers etc. 2 Different boards \$1.00. 3 lb. Stock No. F9082



Honeywell Boards 5½" x 6". Loaded with late no. transistors, diodes, zeners, resistors and capacitors. 2 different boards. \$1.25. 2 lb. Stock No. F9094

COMPUTER GRADE CAPACITORS (BRAND NEW)

40,000 mfd. 10 volts 1.25 ea.	6/7.00 Stk. No. F2026
70,000 mfd. 10 volts 1.75 ea.	6/9.00 Stk. No. F2118
6000 mfd. 55 volts 1.50 ea.	7/9.00 Stk. No. F2117
3.750 mfd. 75 volts 1.75 ea.	6/9.00 Stk. No. F2116

MINIMUM ORDER \$3.00

Lots of other items—send for free flyer; all merchandise fully guaranteed. Please include postage; excess will be refunded.



DELTA ELECTRONICS CO.

BOX 1, LYNN, MASSACHUSETTS 01903

CIRCLE NO. 12 ON READER SERVICE CARD

HIGH FIDELITY

OVER 20 YEARS Successful Discounting of Audio Equipment insures best value and service. Specialize in Stereo Components. Tape Recorders, Cassettes, Magnetic Cartridges. Sleep Learn Equipment, etc. Low Quotes, Free Catalog. DRESSNER 1523PE Jericho Turnpike, New Hyde Park, New York 11040.

DIAMOND NEEDLES and Stereo Cartridges at Discount prices for Shure, Pickering, Stanton, Empire, Grado and ADC. Send for free catalog. All merchandise brand new and factory sealed. LYLE CARTRIDGES, Dept. P, P.O. Box 69, Kensington Station, Brooklyn, New York 11218.

HEGEMAN "OMNI-DIRECTIONAL" SPEAKERS \$100. Creighton Audio Labs, Haven Pl., Linden, N.J. 07036.

McGEE RADIO COMPANY
World's Best Selection of Speakers
Almost Every Size From 1½ to 18"
WOOFERS — TWEETERS — CROSSOVERS
MANY HIGH FIDELITY KITS.
McGee's 176 Page Catalog
Sent Free Upon Request
NORELCO HI-FI SPEAKERS
An Added Full Line of Norelco Hi-Fi Speakers
For The System Builder
McGEE RADIO COMPANY,
1901 McGee Street PE,
Kansas City, Missouri 64108

HI-FI system designed especially for you. Professional help in selecting your components. For information write: Donald Daugherty, 5754 Backlick, Springfield, Va. 22150.

STEREO Components at lowest prices. Send for free catalog. Carston, Box 1094-A, Danbury, Conn. 06810.

WANTED

QUICKSILVER, Platinum, Silver, Gold, Ores Analyzed. Free Circular. Mercury Terminal, Norwood, Mass. 02062.

CASH immediately for old Gold, Silver, Platinum, Mercury, Watches, Diamonds. Free information. Rose Industries, 29-PB East Madison, Chicago Ill. 60602.

QUICK CASH . . . for Electronic Tubes, Semi-Conductors, Equipment (Receivers, Transmitters, Scopes, Vacuum Variables etc.) Send Lists now! Write: Barry Electronics, 512 Broadway, New York, NY 10012. (212) 925-7000.

B&K model 445 CRT Tester and rejuvenator. Robert Bezak, 303 Mapeat Lane, New Castle, Penna. 16101.

ELECTRICAL SUPPLIES AND EQUIPMENT

PLATING Equipment, Portable Platers, Supplies and "Know-How." Build your own tanks for nickel, chrome, etc. Easy-to-install PVC liners. Rectifier components—all sizes. Schematics, parts lists, formulas, operating instructions for all plating. Guaranteed to save you 25%-75%. Some good units for sale. Write for details. Platers Service Company, 1511-PE Esperanza, Los Angeles, Calif. 90023.

TUBES

RADIO & T.V. Tubes—36¢ each. Send for free Catalog. Cornell, 4213 University, San Diego, Calif. 92105.

RECEIVING & INDUSTRIAL TUBES, TRANSISTORS. All Brands—Biggest Discounts. Technicians, Hobbyists, Experimenters—Request **FREE** Giant Catalog and **SAVE!** ZALYTRON, 469 Jericho Turnpike, Mineola, N.Y. 11501.

SAVE money on parts and transmitting-receiving tubes, foreign-domestic. Send 25¢ for giant catalog. Refunded first order. United Radio Company, 56-P Ferry Street Newark, N.J. 07105.

TUBES "Oldies", latest. Lists free. Steinmetz, 7519 Maplewood, Hammond, Indiana 46324.

ELECTRONIC TUBES, Semiconductors, Equipment, Telephones, Public Address, Intercoms, CB, Walkie-Talkies, etc. Quality Merchandise Only! Serving Engineers, Purchasing Agents, TV/Hi-Fi Servicemen and Hams for 28 years. Domestic and Eynort. Write for Catalog or call (212) 925-7000. **BARRY ELECTRONICS**, 512 Broadway, New York, N. Y. 10012.

TUBES receiving, factory boxed, low prices, free price list. Transteronic, Inc., 1306 40th Street, Brooklyn, N.Y. 11218A. Telephone: 212-633-2800.

TAPE AND RECORDERS

STEREO TAPE RENTAL for particular people. Free catalog. Gold Coast Tape Library, Box 2262, Palm Village Station, Hialeah, Fla. 33012.

STEREO TAPE TRANSPORT—7" reel—2 speeds—pause control—made for famous manufacturer—50 to 15,000 Hz—with rec/play and erase heads, without case. Send m.o. or check for \$19.50 to Alsheimer Audio Electronics, 218 Columbia St., Utica, N.Y. 13502. \$2.50 for prepaid shipping and insurance.

BUY Irish Tape Open Reel & Cassettes & 8-Track Blanks at Discount Prices. Write: Direct Mail Cassette Corp., Box 71, Plainview, N.Y. 11803.

RECORDING TAPE made by top American manufacturer, guaranteed not "seconds" or "white box"; 2400' mylar, \$2.29; 1800' mylar \$1.69; 1200' acetate \$.79. Send for information and quantity pricing. Alsheimer Audio Electronics, 218 Columbia Street, Utica, New York 13502.

OLD Radio Programs on cassettes or reels. High quality, low prices. thousands to choose from, professional equipment. catalog 50¢. Remember Radio Inc., Box 2513, Norman, Okla. 73069.

OLD Radio Programs. Catalog \$1.00. (Refundable). Radio Vault, Box 9032, Wyoming, Michigan 49509.

VIDEO Tape ½in. wide from the number one manufacturer. Reconditioned and guaranteed. 30 minutes \$5.50, 60 minutes \$9.25 plus shipping. EHI, P.O. Box 20643, San Diego, Calif. 92120.

"OPEN-REEL" prerecorded tapes—all labels—2,500 titles—save 30%—catalog \$1.00 (refundable) Stereo-Parti, 55 St. James Drive, Santa Rosa, Calif. 95401.

VIDEO TAPE, 1 inch x 1 mil. x 1700 feet. Used. On computer reels. \$12.00 each. LAHILL, P.O. Box 656, Martinsburg, W. Va. 25401.

SCOTCH TAPE #150, 1800 foot, 7" reel, polyester, \$1.95, post-paid, \$22.50 dozen (48 @ \$1.75). Recorders, cassettes, open reel music tapes (100-page discount catalog 25¢). Saxitone Tape Sales, 1776 Columbia Road, Washington, D.C. 20009.

RENT 4-Track open reel tapes—all major labels—3,000 different—free brochure. Stereo-Parti, 55 St. James Drive, Santa Rosa, Ca. 95401.

SOUND TRACKS for slides made easy. Send 25¢ for "Slides with Sound." Synchronizer, Box 12375, North Kansas City, Missouri 64116.

MEMOREX recording tape, audio & video lowest prices, write for free information. Bergetz Systems Co., Box 1181, Melrose Park, Ill. 60161.

RECORDING? Dubbing? Editing? Use the "Dubie" control. Integrate two or more recorders into your music system. End tangled cables, ruined tapes. Brochure F-5, Dubie Co., 1509 Oklahoma, Norman, Okla. 73069.

Complete catalog!

6,000 STEREO TAPES

AMPEX STEREO TAPES CATALOG
Over 4000 titles • Over 1000 selections • Over 1000 selections • Over 1000 selections

• Pop • Rock • Jazz • Folk • Country and Western • Classical • Complete new entertainment guide. A must for every owner of an open reel, 8-track cartridge, or cassette player/recorder. Send 50¢ in coin, check, or money order to Ampex, 2201 Lunt, Elk Grove Village, Ill. 60007. ATTN: Dept. 144

AMPEX
STEREO TAPES

REPAIRS AND SERVICES

TV Tuners rebuilt and aligned per manufacturers specification. Only \$9.50. Any make UHF or VHF Ninety day written guarantee. Ship complete with tubes or write for free mailing kit and dealer brochure. JW Electronics, Box 51C, Bloomington, Indiana 47401.

DO-IT-YOURSELF

PROFESSIONAL ELECTRONICS PROJECTS—\$1.00 up. Catalog 25¢. PARKS. Box 25665A, Seattle, Wash. 98125.

PERSONALS

INVESTIGATORS, Latest Electronics Aids. Free Literature. Clifton, 11500-K NW 7th Ave., Miami, Florida 33168.

COMPUTER Dating Explained. Free information, House of Hoke, Box 101-PE, Sebring, Florida 33870.

MAKE FRIENDS WORLDWIDE through international correspondence. Illustrated brochure free. Hermes, Berlin 11, Germany.

INSTRUCTION

LEARN ELECTRONIC ORGAN SERVICING at home all makes including transistor. Experimental kit—trouble-shooting. Accredited NHSC. Free Booklet. NILES BRYANT SCHOOL, 3631 Stockton, Dept. A, Sacramento, Calif. 95820.

LEARN WHILE ASLEEP, Hypnotize! Strange catalog free. Auto-suggestion. Box 24-ZD, Olympia, Washington 98501.

F. C. C. 1st phone license training in 5 weeks. R.E.I.'s intensive training produces outstanding results. For information and free brochure call toll free: 1-800-237-2251, or write home office, Radio Engineering Incorporated Schools, 1336 Main Street, Sarasota, Florida 33577. Florida residents call (813) 955-6922.

HIGHLY effective home study courses in Electronics Engineering Technology and Electronics Engineering Mathematics. Earn your Degree. Write for Free Descriptive Literature. Cook's Institute of Electronics Engineering, (Dept. 15), P.O. Box 10634, Jackson, Miss. 39209. (Established 1945).

ASSOCIATE DEGREE IN ELECTRONICS through correspondence instruction. G.I. Bill approved. Free catalog. Grantham, 1509 N. Western, Hollywood, California 90027.

FAIRCHILD'S POPULAR "IC" TWINS—RTL914 & RTL923

- RTL-914 Dual 2 Input Gate 75c 3 for \$2.00
 RTL-923 JK Flip Flop

"VISIBLE" LIGHT EMITTING DIODES



- Micro mini, axial lead \$.88 2 for \$1.45
 Jumbo, TO-18, 2 leads red 1.00 2 for 1.75

BRAND NEW! LINEAR IC AMPS

Type	Description	Sale	3 for
<input type="checkbox"/>	703 RF-IF, 14 hookups, TO-5	\$1.19	3 for \$3.00
<input type="checkbox"/>	709C Operational Amp***	.59	2 for 1.00
<input type="checkbox"/>	710C Differential Amp***	.59	2 for 1.00
<input type="checkbox"/>	711C Memory, Sense, Amp***	.59	2 for 1.00
<input type="checkbox"/>	723A Voltage Regulator (DIP)	1.49	3 for 3.75
<input type="checkbox"/>	TVR-2000 Hi-power 723 (DIP)	1.59	3 for 3.95
<input type="checkbox"/>	741C Freq. Comp. 709***	.95	3 for 2.50
<input type="checkbox"/>	748C Freq. Adjustable 741***	.95	3 for 2.50
<input type="checkbox"/>	709-709 Dual 709's (DIP)	1.49	3 for 4.00
<input type="checkbox"/>	741-741 Dual 741's (DIP)	1.98	3 for 5.50

*** State 1st, 2nd choice, Dual In Line, TO-5.

TELEDYNE-FAIRCHILD 16-TRANSISTOR STEREO PRE-AMP "IC" Only \$2.49


LOW NOISE! Type 739, 8 transistor per channel. For magnetic stereo phono and tape recording devices. 50K input imp., 20,000 input gain. Provides RIAA band shape. Supply volts: 6 to 18V. Dual In Line package. Specs, diagrams.

TTL "IC DIP" PRICE SLASHES!

*Factory Marked! *Factory Tested! *Factory Guaranteed!

Type	Function	Sale
<input type="checkbox"/>	SN7400N Quad 2 input NAND gate	.39
<input type="checkbox"/>	SN7401N SN7400 with open collect	.39
<input type="checkbox"/>	SN7402N Quad 2 input NOR gate	.39
<input type="checkbox"/>	SN7404N Hex Inverter	.39
<input type="checkbox"/>	SN7410N Triple 3 input NAND gate	.39
<input type="checkbox"/>	SN7420N Dual 4 input NAND gate	.39
<input type="checkbox"/>	SN7430N 8 Input NAND gate	.39
<input type="checkbox"/>	SN7440N Dual 4 input NAND buffer	.39
<input type="checkbox"/>	SN7441N BCD-to-Decimal driver	1.50
<input type="checkbox"/>	SN7446N BCD-to-7 seg. dec./driver	2.25
<input type="checkbox"/>	SN7447N BCD-to-7 seg. dec./driver	2.25
<input type="checkbox"/>	SN7473N Dual J-K Master slave flip-flop	.88
<input type="checkbox"/>	SN7474N Dual D triggered flip flop	.69
<input type="checkbox"/>	SN7475N Quad bistable latch	1.50
<input type="checkbox"/>	SN7476N SN7473, with preset-n-clear	.88
<input type="checkbox"/>	SN7481N 16-bit memory (scratch pad)	1.50
<input type="checkbox"/>	SN7483N 4-bit binary full adder	2.25
<input type="checkbox"/>	SN7490N Decade counter	1.50

Buy Any 3 Take 10% Discount!



4,000 BIT MEMORY \$9.95

From IBM Computers, Guaranteed! W/Spec Sheets

"PIK-A-PAK" OF FACTORY IC KITS


• From Factory To You! • No Test! • With Diagrams!

- 24-709, 710, 711, 723, 741 asst. cases \$2.98
 24-7400 Series, Dual in line, asst. 1.98
 24-Linear & 7400 Series, asst. cases 1.98

COUNTING SYSTEM

- 4-pc. kit \$6.99
3 for \$18

Includes SN7490 decade counter, SN7475 latch, SN7441 BCD decoder-driver, and a Nixie* tube that indicates 0 to 9, instructions.



\$3.88 3 for \$10

Types FM 88-1108 only. A AM 550 to 5600 Hz bands. Resolving capability 125 to 250 Hz. Includes 1000 Hz oscillator, 100 Hz and 10 Hz filters, 100 Hz and 10 Hz amplifiers. Physical circuit board. 6 pins variety. Quality control. 90 minute. Voltage driver for 8PC with resistor.

Terms: add postage. Rated: net 30, cust's 25%.
Phone Orders: Wakefield, Mass. (617) 245-3829
Retail: 211 Albion St., Wakefield, Mass.

POLY PAKS P.O. BOX 942 E
Lynnfield, Mass. 01940

CATALOG \$15

CIRCLE NO. 34 ON READER SERVICE CARD

LIBERTY PAYS MORE! WILL BUY FOR CASH

ALL TYPES:

- ★ ELECTRON TUBES
- ★ SEMICONDUCTORS
- ★ TEST EQUIPMENT
- ★ Military Electronic Equipment

WIRE—WRITE—PHONE COLLECT

We pay freight on all purchases—on above only!

LIBERTY OFFERS MORE! PRESTEL FIELD STRENGTH METER


(Model 6T4G)

Only

\$142.00

F.O.B. New York

Model MC16
Larger loud speaking
model-2.5
microvolt
only \$317.00 F.O.B.
New York



- ★ Never Anything Like It!
- ★ 1-Man Can Do A Better Job than 3 in the Same Time!
- ★ A Gold-Mine for Antenna Installers!

Calibrated from 40 to 230, and 470 to 860 in 4 Bands Megahertz, from 10 to 50,000 Microvolts. Nothing makes it easier to properly and speedily find the correct place to install TV, FM and Communication Antennas. You can measure and hear the signals with this 4½ volt battery economically powered unit.

LIBERTY ELECTRONICS, Inc.

548 Broadway, New York, New York 10012
Phone (212) 925-6000


CIRCLE NO. 28 ON READER SERVICE CARD

F.C.C. TYPE EXAM . . . Guaranteed to prepare you for F.C.C. 3rd, 2nd, and 1st phone exams. 3rd class, \$7.00; 2nd class, \$12.00; 1st class, \$16.00; complete package, \$25.00. Research Company, 3206 Bailey Street, Sarasota, Florida 33580.

FCC 1972, First and Second tests, \$8.95. Electronic Tutoring, Box 24190, Cleveland, Ohio 44124.

F.C.C. EXAM MANUAL

The Original Test-Answers Exam manual that prepares you at home for FCC First and Second class licenses. Includes Updated multiple choice tests and key Schematic diagrams. PLUS - "Self-Study Ability Test." -- ONLY: \$9.95 Postpaid.



COMMAND PRODUCTIONS P.O. BOX 26348-P
RADIO ENGINEERING DIVISION. SAN FRANCISCO, CALIF. 94126

CATHODIC Protection instructions \$1.00, F.F. Knapp, P.O. Box 854, Scottsdale, Arizona 85252.

ELECTRO-OPTICS. The new technology. Free brochure. Epi, Education Dept., Box 413 Mountain View, Calif. 94040.

SPECIALIZED CORRESPONDENCE COURSES: Integrated Circuit Engineering \$49.50, Telephone Engineering \$39.50, Detective Electronics \$22.50, Anti-Detective Electronics \$27.50. Don Britton Enterprises, 6200 Wilshire Blvd., Los Angeles, Calif 90048.

YOU CAN understand ELECTRONICS theory and operation—with unique self-study texts. One-idea-per-page method, 1,000 color illustrations insure comprehension. Complete 7-volume course, \$14.95. (Or try introductory volume—only \$3.00.) Money-Back Guarantee. Unitext, Box 188-A, Glen Ridge, N.J. 07028.

DRAFTING, Blueprint Reading, (electrical, mechanical, architectural). Home courses, \$25.00. Send \$2.00 first lesson, Prior, Inc., 23-09 169th Street, Whitestone, N.Y. 11357.

INVENTIONS WANTED

INVENTIONS wanted. Patented; unpatented. Global Marketing Service, 2420-P 77th, Oakland, Calif. 94605.

INVENTORS! Don't sell your invention, patented or unpatented, until you receive our offer. Eagle Development Company, Dept. 9, 79 Wall Street, N.Y., N.Y. 10005.

PATENT Searches including Maximum speed, full airmail report and closest patent copies, \$6.00. Quality searches expertly administered. Complete secrecy guaranteed. Free Invention Protection forms and "Patent Information," Write Dept. 9, Washington Patent Office Search Bureau, 734 15th St. N.W., Washington, D.C. 20005.

FREE "Directory of 500 Corporations Seeking New Products." For information regarding development, sale, licensing of your patented/unpatented invention. Write: Raymond Lee Organization, 230-GR Park Avenue, New York City 10017.

INVENTORS: Protect your ideas! Free "Recommended Procedure". Washington Inventors Service, 422T Washington Building, Washington, D.C. 20005.

FREE PAMPHLET: "Tips on Safeguarding Your Invention." Write: United States Inventors Service Company, 501-H Thirteenth Street N.W., Washington, D.C. 20004.

GOVERNMENT SURPLUS

GOVERNMENT Surplus. How and Where to Buy in Your Area. Send \$1.00. Surplus Information, Headquarters Bldg., Box 30177-PE, Washington, D.C. 20014.

ELECTRONIC Equipment and Parts. Big 36 page Free Catalog. Send for your copy today! Fair Radio Sales, Box 1105-P, Lima, Ohio 45802.

JEEPS Typically from \$53.90 . . . Trucks from \$78.40 . . . Boats, Typewriters, Knives, Airplanes, Clothing, Multimeters. Oscilloscopes, Transceivers, Photographic, Electronics Equipment. Wide variety, condition. 100,000 Bid Bargains direct from government nationwide. Complete sales directory and surplus categories catalog \$1.00 (Deductible on orders from separate included catalog). Surplus Service, Box 820-J, Holland, Michigan 49423.

GOVERNMENT SURPLUS. Complete sales directory \$1.00. Surplus Publications, Box 26062Z, Los Angeles, Calif. 90026.

BOOKS

FREE catalog aviation/electronic/space books. Aero Publishers, 329PE Aviation Road, Fallbrook, California 92028.

FREE book prophet Elijah coming before Christ. Wonderful bible evidence. Megiddo Mission, Dept. 64, 481 Thurston Rd., Rochester, N.Y. 14619.

MAGAZINES

JAPAN PUBLICATIONS GUIDE Business, pleasure, education. \$8.00. INTERCONTINENTAL, CPO 1717, Tokyo 100-91.

HYPNOTISM

"MALE-FEMALE Hypnotism!" Exposed, Explained! "Secret Method"—They Never Know! \$2. Rushed. Guaranteed! Isabella Hall, Silver Springs, Florida 32688.

SLEEP learning. Hypnotic method, 92% effective. Details free. ASR Foundation, Box 7545PL, Fort Lauderdale, Florida 33304.

IMPOSSIBLE? BARGAINS IN SURPLUS ELECTRONICS AND OPTICS

SURPLUS TTL INTEGRATED CIRCUITS, BRAND NEW IN ORIGINAL MANUFACTURERS CARTONS



B & F has one of the worlds largest inventories of surplus integrated circuits. All are new, meeting all manufacturers original specifications, and in factory packaging. The low prices should speak for themselves. Manufactured by Texas Instruments, National, Signetics or Philco, no choice. All

packages are 14/16 lead silicone Dual In-Line Pak.

NEW LOWER PRICES!

ITEMS AT			ITEMS AT				
40¢			95¢				
7400	7409	7450	7406	7470	7413	7480	74141
7401	7410	7451	7407	7472	7442	7483	74151
7402	7411	7453	7416	7473	7443	7490	
7403	7420	7454	7417	7474	7444	7494	
7404	7421	7460	7426	7486	7475	7495	
7405	7430		7437	74121	7476	7496	
7408	7440		7438	74122	7477	74107	

ITEMS AT		ITEMS AT				
\$1.75		\$9.75				
\$2.00	\$2.50	\$2.75	\$3.75			
7448	7445	7441	74150	7485	74166	7489
7491	7447	7491	74152	74182	74198	74170
7492	7448	74123	74153		74199	74181
7493	7483		74154			2501
74180	74145		74192			
	74194		74193			

HOT NEW INTEGRATED CIRCUIT ITEMS!

7413	Dual NAND Schmidt Trigger	\$ 1.75
7485	Magnitude Comparator	3.75
74123	Dual One Shot W/clear	2.75
74153	Dual 4 Line to 1 Data Selector/multiplexer	3.75
7489	64 Bit Random Access Memory	9.75
74170	4 x 4 Register File	9.75
74181	Arithmetic Logic Unit	9.75
74182	Look Ahead Carry Generator	3.75
2501	256 Bit MOS Random Access Memory	9.75
74166	Parallel In Series Out Synch Shift Reg.	5.75
74198	8 Bit Shift Reg., Shift Right/left	5.75
74199	Same as 74198	5.75
2513	MOS 64 x 7 x 5 ASCII Character Generator — generates 64 alpha-numeric characters on a 5 x 7 matrix of lamps (or on a CRT)	\$25.00

20% discount on all orders for 100 or more integrated circuits. All I.C.'s postpaid, with FREE air mail on orders over \$50.00. We strive to ship I.C.'s by return mail. Free data sheets on all items.

SANKO AUDIO AMPLIFIERS



We have made a fortunate purchase of Sanko Audio Amplifier Hybrid Modules. With these you can build your own audio amplifiers at less than the price of discrete components. Just add a power supply, and a chassis to act as a heat sink. Brand new units, in original boxes, guaranteed by B and F, Sanko and the Sanko U.S. distributor. Available in three sizes: 10 watts

RMS (20 watts music power), 25 watts RMS (50 watts M.P.) and 50 watts RMS (100 watts M.P.) per channel. 20 page manufacturers instruction book included. Sanko amplifiers have proved so simple and reliable, that they are being used for industrial applications, such as servo amplifiers and wide band laboratory amplifiers.

- 10 Watt RMS Amplifier \$ 4.75
- 25 Watt RMS Amplifier \$14.75
- 50 Watt RMS Amplifier \$22.50

CIRCLE NO. 5 ON READER SERVICE CARD

FEATURE ITEM!



Texas Instruments TMS-1802 "Calculator on a Chip". This is tomorrow's technology today, and at a fraction of list price. This calculator logic unit consists of a 3,520 bit read-only program memory, a 182 bit random memory, a decimal arithmetic logic unit, plus timing, control, and output decoders. The

This succession of devices portress the evolution of active components necessary for implementation of an 8-digit calculator. In 1969 the effort required dozens of bipolar devices. By 1970 the same calculator could be produced using only four MOS/LSI devices, and now it has been implemented on a single MOS/LSI chip.


features are: eight digits • four operations • three registers • floating or fixed

- point decimal • constant or chain operations • automatic roundoff • leading zero suppression • internal keyboard encoding and debouncing • decoded display outputs • single phase clock operations • 28 pin DIP package • internal power on clear.

Every TM-1802 is a brand new Texas Instruments factory packaged, fully guaranteed unit. The only devices required to build a calculator are a battery, clock generator, keyboard, display drivers, and eight digits of display, all available from B & F. Full schematics, specifications and instructions from T.I. are included.

- Texas Instrument TMS 1802 Calculator Chip \$29.00
- Texas Instruments keyboard \$19.00
- T.I. SN25391, SN26392 Drivers, 4 required 1 for \$ 3.00
- All parts for clock generator \$ 4.75
- Readouts, eight required 1 for \$ 3.50
- Complete package, except battery \$88.00

SPECIAL! SHARP MODEL EL8A CALCULATOR



The response to last months offer of the Sharp QT-8 calculator was overwhelming, and within a short period of time we exhausted their entire stock so that this model is no longer available. Because of this unprecedented response, Sharp has offered B & F a special quantity purchase on the model EL8A, which is the new pocket size version of the QT8. We can offer this model at only a few dollars more than the

- QT8, a remarkable buy at only \$192.50. Don't forget, you can charge this, as well as other items to Mastercharge or BankAmericard. Fully guaranteed by Sharp and B & F.
- Sharp electronic calculator, model EL8A \$192.50

- 80 PAGE CATALOG - Free with any order or send \$0.25

ALL ITEMS POSTAGE PAID IN THE U.S.A.

Charges Welcome: BankAmericard - Mastercharge - \$10.00 min.

B. & F. ENTERPRISES

Phone (617) 532-2323

P.O. Box 44, Hathorne, Massachusetts 01937



GREGORY ELECTRONICS
Reconditioned & Used
FM 2-WAY RADIO SAVINGS
 Partial List—Send for New Catalog

GENERAL ELECTRIC
VOICE COMMANDER III

FULLY SOLID STATE FM

Transmitter-Receiver

132 to 172 MHz

1 WATT OUTPUT


½ MICRO-VOLT SENSITIVITY

Size: 9.5" x 5.3" x 1.7"

High performance, completely self-contained two-way FM radio. Compact, lightweight, easily operated and hand-carried. Housed in high-impact 2-section case. All external hardware polished stainless steel.

Proper chargers available separately. \$15. each.

More than 15,000 units in stock... send for new 1972 catalog.



Includes rechargeable nickel cadmium battery pack and charger. (Crystals & tuning, add \$50.)

\$148.

Lots of 5 less 10% .. \$133.20
 Lots of 1C less 15% .. \$125.80



GREGORY ELECTRONICS CORP.

249-F Rt. 46, Saddle Brook, N.J. 07662
 Phone: (201) 489-9000

CIRCLE NO. 23 ON READER SERVICE CARD

AUTHORS' SERVICES

**AUTHORS WANTED BY
 NEW YORK PUBLISHER**

Leading book publisher seeks manuscripts of all types: fiction, non-fiction, poetry, scholarly and juvenile works, etc. New authors welcomed. For complete information, send for free booklet P-56. Vantage Press, 516 W. 34 St., New York 10001

MUSIC

SONGS — POEMS
 Wanted for publishing and recording consideration.
 Accepted songs will be published & recorded at our expense - for information write to Talent, 17-PE Longwood Rd., Quincy, Ma. 02169

POEMS & LYRICS OF RELIGIOUS, REVERANT & INSPIRED NATURE WANTED FOR IMMEDIATE RECORDING. WE ARE ONLY INTERESTED IN SONGS OF HOPE, GOD'S LOVE, THE COMFORT OF HIS WORDS AND WISDOM. SEND TO:



CATHEDRAL RECORDING CO.
 P.O. BOX 78, STUDIO PE
 NO. WEYMOUTH, MASS. 02191

PRO SPORTS ACTION FILMS

SAVE-A-DOLLAR on every print you buy—February Special! '71 Indy, NFL, NHL, NBA, or '70 World Series. On 200' reels. Regularly \$14.95 each color: \$7.95 each B&W; Super 8/Reg. 8. **SPORTLITE**, Elec. Dept., 20 N. Wacker Dr. Chicago 60606.

RECORDS

POPULAR organ albums factory direct. Concert Recordings, Lynwood, Calif. 90262.

CHAPEL Records Club—Free catalog. 1000-B Richmond, China Lake, Calif. 93555.

ORGAN albums. New and old releases. Catalog. Doric Records, P.O. Box 605, Alamo, Calif. 94507.

STAMPS

YOURS FREE! 88 DIFFERENT COUNTRIES!! Incredible collection of genuine postage stamps—from Afghanistan to Zambia! Own valuable stamps nearly 100 years old, moon stamps, etc. Also, exciting stamps on approval, returnable without purchases, cancel service anytime. But this Valuable Collection plus Big Illustrated Catalog are yours to keep... **FREE!** Send 10¢ for mailing. H.E. Harris, Dept. SS-25, Boston, Mass. 02117.

WOW! 110 All Different Germany 10¢ Commemoratives, Air-mails, High Values, Big Catalog, bargain lists. Also, fine stamps from our approval service, which you may return without purchases and cancel service at any time. Jamestown Stamp, Dept. A22EG, Jamestown, N.Y. 14701.

FREE! Big Bargain Catalog—New Edition listing thousands of bargains including U.S. & B.N.A. stamps, packets, albums, accessories and supplies. Also, find stamps from our approval service which you may return without purchases and cancel service at any time. Jamestown Stamp, Dept. E22EG, Jamestown, N.Y. 14701.

RUBBER STAMPS

RUBBER Address Stamps \$2.00. Signature \$3.50. Free Catalog. Jackson's, Box 443-G, Franklin Park, Illinois 60131.

EMPLOYMENT INFORMATION

EXCITING Overseas jobs. Directory \$1.00. Research Associates, Box 942-E, Belmont, California 94002.

ELECTRONICS/AVIONICS Employment Opportunities. Report on jobs now open. **FREE** details. Aviation Employment Information Service, Dept. EW, Box 240, Northport, N.Y. 11768.

BUSINESS OPPORTUNITIES

I MADE \$40,000.00 Year by Mailorder! Helped others make money! Start with \$10.00—Free Proof. Torrey, Box 318-N, Ypsilanti, Michigan 48197.

\$200.00 DAILY In Your Mailbox! Your opportunity to do what mail-order experts do. Free details. Associates, Box 136-J, Holland, Michigan 49423.

START small, highly profitable electronic production in your basement. Investment, knowledge unnecessary. Postcard brings facts. Barta-PEL, Box 248, Walnut Creek, California 94597.

MAILORDER MONEYMAKING KIT. Home Business. Valuable lists, concrete information, detailed steps. Capital unnecessary. Free details, pictures. Prudential, Box 327-PE-2, Boston 02199.

FREE CATALOGS. Repair air conditioning, refrigeration. Tools, supplies, full instructions. Doolin, 2016 Canton, Dallas, Texas 75201.

INEXPENSIVE, Home—Auto Fire, Burglar Alarms, Extinguishers. 200% Profits. Nation's Watchdog, Williamsburg, Ohio 45176.

PIANO TUNING learned quickly at home. Tremendous field! Musical knowledge unnecessary. GI Approved. Information Free. Empire School, Box 327, Miami Florida 33145.

ASK for money. Never repay. How? Sprint, Upper Main Street, Dept. EW, Farmington, Maine 04938.

EARN high profits selling shoplifting/robbery burglary protection. National, Box 212-PE, Stoneham, Massachusetts 02180.

BIG EARNINGS selling Hertel Bibles. New 3-dimension cover, finest reference edition sells fast. Demonstrator furnished. Big commissions. International Book, Dept. PE, Box 118, Wichita, Kansas 67201.

MAILORDER MILLIONAIRE helps beginners make \$500 weekly. Free report reveals secret plan! Executive (1K2), 333 North Michigan, Chicago 60601.

MAILORDER—How to prepare your own catalog for pennies. Free catalog! Obie-BGA, Brooklyn, New York 11219.

TREASURE FINDERS

TREASURE FINDER locates buried gold, silver, coins, treasures. 5 powerful models. \$19.95 up. Free catalog. Relco-A33, Box 10839, Houston, Texas 77018.

FREE: Jetco Electronics 24-page Treasure Finder Catalog. Find Gold, Silver, Coins, Metals, Minerals, relics. Jetco, Dept. PEC, 3933 Barranca, El Paso, Texas 79935.

FISHER DETECTORS introduces new 1972 models! Free literature. FRL, Dept. PE-2, Palo Alto, CA, 94303.

TREASURE Hunters! Prospectors! Rockhounds! Hobbyists! Find gold, silver, relics with world famous Detectron Metal Detectors. Free information. Delivery immediate. Detectron, Dept. 2-PE, Box 243, San Gabriel, Calif. 91778.

MUSICAL INSTRUMENTS

30% DISCOUNT name brand musical instruments. Free catalog. Freeport Music, 127-N Sunrise Highway, Freeport, N.Y. 11520.

WHOLESALE! Professional Amplifiers, PA Systems, Guitars. Free Catalog. Carvin, Escondido, Calif. 92028.

REAL ESTATE

FREE . . . NEW . . . 256-page Spring Catalog! Describes and pictures hundreds of farms, ranches, town and country homes, businesses coast to coast! Specify type property and location preferred. UNITED FARM AGENCY, 612-EP West 47th St., Kansas City, Mo. 64112.

MISCELLANEOUS

WINEMAKERS: Free illustrated catalog yeasts, equipment. Semplex, Box 12276, Minneapolis, Minn. 55412.

STOP unauthorized keys that work your locks. Send \$2.00. Luse Enterprises, Dept. P.E., 2902 East Altadena Avenue, Phoenix, Arizona 85028.

YOUR Classified or Display Classified Ad in these columns will be seen, read and regularly responded to by America's largest audience comprising Electronics Professionals and Hobbyists. Cost is low, results high. Send copy and payment now!

POPULAR ELECTRONICS

Including Electronics World

FEBRUARY 1972

ADVERTISERS INDEX

READER SERVICE NO.	ADVERTISER	PAGE NO.
1	Acoustic Research, Inc.	103
2	Allied Radio Shack	85
3	Allied Radio Shack	97
4	Avanti Research & Development, Inc.	114
5	B. & F. Enterprises	123
6	B&K Division, Dynasean Corporation	107
7	British Industries—Garrard	11
	CREI, A Division of the McGraw-Hill Continuing Education Company	72, 73, 74, 75
8	Center for Technical Development Inc., The	16
9	Cleveland Institute of Electronics	90, 91, 92, 93
10	Cobra Communications, Dynasean Corporation	15
11	Crystek	113
12	Delta Electronics Co.	119
14	Delta Products Inc.	17
15	Drake Company, R.L.	79
16	EICO	106
17	EICO	65
18	Edmund Scientific Co.	126
13	Electro-Voice, Inc.	FOURTH COVER
19	Electronics and Control Engineers' Book Club	7
20	Empire Scientific Corp.	22
21	GC Calctro	98, 99, 100, 101
22	Grantham School of Engineering	13
23	Gregory Electronics Corporation	124
24	Heath Company	108, 109, 110, 111
25	Johnson Company, E.F.	8
26	Lafayette Radio Electronics	113
27	Lendell Products	105
28	Liberty Electronics, Inc.	122
29	McGraw-Hill Book Company	12
30	McIntosh Laboratory Inc.	104
31	Magitran Corp.	89
	National Radio Institute	SECOND COVER, I, 2, 3
	National Technical Schools	54, 55, 56, 57
32	Olson Electronics	106
33	PTS Electronics, Inc.	114
34	Poly Paks	121
	RCA Institutes, Inc.	18, 19, 20, 21
35	Sams & Co., Inc., Howard W.	87
36	Sansui Electronics Corp.	69
37	Schober Organ Corp., The	105
38	Shure Brothers, Inc.	67
39	Solid State Sales	118
40	Sonar Radio Corp.	116
41	Sony Corporation of America	25
42	Southwest Technical Products	104
43	TDK Electronics Corp.	81
44	Tektronix, Inc.	77
45	Telex Communications Division	14
46	Trigger Electronics	89
47	Turner Division, Conrac Corporation	115
	U.S. Air Force	83
	U.S. Army	38, 39
	U.S. School of Music	9
48	Valparaiso Technical Institute	103
	CLASSIFIED ADVERTISING	117, 118, 119, 120 121, 122, 124, 125



LIVE IN THE WORLD OF TOMORROW... TODAY! NEW PRODUCTS, NEW MATERIALS, NEW IDEAS!

UNUSUAL & PHYSICAL SCIENCE BUYS

UNIQUE HARD-TO-FIND BARGAINS FOR FUN, STUDY OR PROFIT

HELIUM BALLOONS MAKE A "BALL"



Anything there's a balloon the air is festive. Especially when the "air" is helium which makes a balloon peppy and adventurous. Now here's 25 times the fun—25 various colored balloons of 3, 5, or 6" diameter when inflated. With them a pressurized 500 lbs. sq. in. can containing 21 liters of helium to inflate all 25. For adults or kids parties, give-aways, bazaars or just demonstrating "lighter than air". Helium is a safe non-toxic inert gas.
Stock No. 71.289AV \$3.00 Ppd.

NUMERICAL INDICATOR TUBES



Designed as direct line, side-view read-out devices for basic counter and computer circuits. Gas filled cold-cathode numerical readout tubes use common anode, 10 cathodes in shape of numerals 0-9. Also give visual digital display of volts, cycles, etc. High reliability, long life, when being viewed with brightness and stability.

TUBE W/O DECIMAL:
No. 41.593AV \$5.95 Ppd.

Socket for above: 80c Ppd.

TUBE W/ DEC. TO LEFT: \$5.95 Ppd.


Socket for above: No. 41.617AV 80c Ppd.

\$8.95 ELECTRONIC STROBE



Hand-sized solid state electronic strobe light at fantastically low price. Produces bright psychedelic effects like laser, far more expensive. Neon strobes. Yet it's just 2 1/2" x 4" x 1 3/8" thick. Adjustable flash rate, approximately 3-10 flashes per second. Make stop motion effects, posters come alive. Great to take with you to parties, dances, outings, etc. Requires 2 9w caustic battery (not incl.). Instructions. Stock No. 41.443AV \$8.95 Ppd.
4 REPLACEMENT LAMPS AV 1.00 Ppd.
P-41.444AV

BLACK-LIGHT MIGHTY MITES



Relatively small (12") fixtures give surprisingly bright black-light. Mirrored polished reflector makes instant starting 8-watt, high-intensity bulb look like 40-watt. Up to 5,000 hours of safe, long-wave (3600Å) black-light to really turn on parties, light & theatrical shows, psychedelic decors, holiday decorations, check-off endings, removing for safe, easy replacement of bulb and starter. Stands upright or horizontal. Aluminum case.
Stock No. 71.274AV \$14.95 Ppd.
DELUXE OUTDOOR INDOOR MODEL
Stock No. 71.299AV \$19.95 Ppd.

PSYCHEDELIC LIGHTING HANDBOOK



100 information packed pages! Fully explains latest in psychedelic lighting equipment, techniques, developments. Covers all facets of psychedelic lighting production including strobes, black lights, projectors, crystals, organic slides, mirrors, color organs, polarized color, light boxes, Music-Vision, etc. Shows how to "psychedelize" parties, musical groups, shows or how to stage an "electric" trip for private gatherings. 8 1/2" x 11" booklet paper for 4 rings.
Stock No. 9100AV \$3.00 Ppd.



MAIL COUPON FOR GIANT FREE CATALOG!

148 PAGES • MORE THAN 4000 UNUSUAL BARGAINS!

Completely new Catalog. Packed with huge selection of telescopes, microscopes, binoculars, magnets, magnifiers, prisms, photo components, ecology and nature lighting kits, parts, kits, accessories—many hard-to-get surplus bargains. 100's of charts, illustrations, for hobbyists, experimenters, schools, industry.

EDMUND SCIENTIFIC CO.

300 Edscorp Building, Barrington, N.J. 08007

Please rush Free Giant Catalog "AV"

Name _____

Address _____

City _____ State _____ Zip _____

EDMUND SCIENTIFIC CO.

ORDER BY STOCK NUMBER • SEND CHECK OR MONEY ORDER • MONEY-BACK GUARANTEE

300 EDSCORP BLDG. BARRINGTON, NEW JERSEY 08007

CIRCLE NO. 18 ON READER SERVICE CARD

Printed in U.S.A.

\$15,000 RANGEFINDER



ONLY \$450.

TREMENDOUS WARE SURPLUS VALUE in excellent condition. Mod O, 1-meter Erect Image Coincidence Rangefinder—ranges from 100-10,000 yds., accurate to 1/2-second. Optics & mount alone worth more than price. Fabulous precision optical instrument. 3" X 7" dia. Yellow, dark neutral polarizing & clear ray glass filters. Non-magnetic metal. 2 bearing mounting surfaces (1 1/8" X 5/16" O.D. & 1 1/8" X 3/2" O.D. Stora. box, instrs.
No. 85.208AV (Shpgg. Wt.—200 lbs.) \$450.00 F.O.B.
No. 85.213AV (Shpgg. Wt.—11 lbs.) \$600.00 F.O.B.

PRECISION MICRO SCREWDRIVERS

Set of 10 top quality professional screwdrivers with blade widths ranging from 0.6 to 3.8mm. For fine precision work, intricate assembly, invaluable for hobbyists, camera, instrument and electronics repairs, tool and watchmakers, jewelers. Hardly used tools, 90°-slip knurled shafts, tempered steel blades. Width of blade clearly marked on each screwdriver. Convenient see-through plastic pouch.
Stock No. 41.671AV \$4.00 Ppd.



POWER HORN BLASTS A MILE

Frighten prowlers, muggers, vicious dogs with 118 db. devices. Just press and this Fison powered pocket-sized metal horn can be heard a mile away to signal for help or fun. Great for boating, at floats, biking, camping, hunting, shore, boating for your team. Can be heard over traffic and constant noises to sound tired drill, lunch break or emergency. Weighs only 3 oz. but contains up to 100 mile-piercing blasts. A real bargain.
Stock No. 41.423AV \$3.25 Ppd.
2 Refill Cartrs. (P-41.424AV) \$2.75 Ppd.



Go treasure hunting on the bottom! Fascinating fun & sometimes profitable! Tie a line to our 7 1/2-lb. Magnet—drop it overboard in river, lake or ocean. Trawl it along bottom—your "treasured" haul can be outboard motors, anchors, other metal valuables, 21 1/2-lb. Magnet is war surplus—Alnico V Type—Gov't. cost \$50. Lifts over 50 lbs. on land—much greater weights under water.
No. 70.751AV, 5 1/2 lbs. \$14.00 Ppd.
No. 60.215AV, 1 1/2 lbs. \$5.75 Ppd.
Stock No. 70.570AV 3 1/2 lbs. (40 lbs.) \$8.75 Ppd.
Stock No. 85.152AV 15 3/4 lbs. (350 lbs.) \$33.95 F.O.B.

"FISH" WITH A MAGNET



NEW! ELECTRONIC DIGITAL COMPUTER KIT!

Solve problems, play games, predict weather with this actual working model of giant electronic brains. Amazing new fun way to learn all about computer programming, logic, decimal, binary systems. Law of sets—even do your own programming after completing simplified 116 page instructive booklet. Includes step-by-step assembly diagrams, greater reliability, some speed up illuminated control panel, Reg. 2 "D" batt. (not incl.). Best model we've seen for home use.
Stock No. 71.434AV (11" X 12 1/2" X 4") \$31.50 Ppd.



AMAZING NEW Wankel Engine KIT!

Thrill to the fun of building your own see-through motorized model of revolutionary pistonless type engine, rights for which GM recently paid \$50 million! Only engine experts took economically modifiable to meet new pollution standards. Replaces piston, cylinder, crank assemblies with rotating discs—sections removed for firing chambers. Smaller than conventional, fewer parts, greater reliability, some speed w/ less horsepower. Feet, flashing plugs, rubber fan belt, shift-kill on-off switch. Req. 2 1 1/2" X 1 1/2" batt. (not incl.)
No. 71.424AV (4 1/2" X 5" X 8") \$6.75 Ppd.




NEW LIGHT-EMITTING-DIODE KIT

Bargain kit ideal for economical experimenting with amazing L.E.D.s. The tiny solid state monochromatic lamps that use low voltage 1Kv. last up to 1MM hrs. Used in color tape reader, character recognition, bi-phase detectors, all kinds of electro-optical applications. Kit incl. 2 L.E.D.s. gallium arsenide (MLED 600, MV 50, MLED 930); 2 visible red emitting (6600 Å), 6 infra-red emitting (8800 Å), 6 resistors, 1 20mm plastic fibre optic light pipe; instrs.
Stock No. 41.597AV \$5.95 Ppd.



Send No Money to Receive THE MOST IMPORTANT DISCS IN YOUR ENTIRE COLLECTION!

Stereo Testing!



**Model SR12
STEREO TEST
RECORD**

The most complete . . . most sophisticated . . . most versatile Test Disc available today. Whether you're an avid audiophile who'll settle for nothing but peak performance from his stereo components . . . a casual listener who'd like more insight into the challenging world of stereo reproduction . . . or a professional technician who needs precise standards for lab testing . . . the SR12 is a must for your record collection.

Make these important stereo checks BY EAR . . .
Frequency response • Separation • Cartridge tracking • Channel balance • Hum and rumble • Flutter • Cartridge and speaker phasing • Anti-skating adjustment • "Gun shot test" for stereo spread • Multi-purpose musician's "A." Equal-tempered Chromatic octave • Guitar-tuning tones.

7 critical TEST EQUIPMENT checks . . . Attention professionals: SR12 is also designed to be used as a highly efficient design and measurement tool. In the following tests, recorded levels, frequencies, etc. have been controlled to laboratory tolerances—affording accurate numerical evaluation when used with oscilloscope, chart recorder, output meter, intermodulation-distortion meter and flutter meter.

Sample waveforms—illustrating both accurate and faulty responses are provided in the Instruction Manual for comparison with the patterns appearing on your own oscilloscope screen.

Spectacular Sound!



**BINAURAL
DEMONSTRATION
RECORD**

Binaural recording re-creates the directions, distances, and even the elevations of sounds better than any other recording method. The super-realism of binaural recording is accomplished by recording the acoustical input for each ear separately, and then playing it back through stereo headphones. Thus the sound intended for the left ear cannot mix with the sound for the right ear, and vice versa.

Binaural recording offers the listener the identical acoustical perspective and instrument spread of the original. The sound reaching *each ear* is exactly the same as would have been heard at the live scene.

STARTLING REALITY. The Binaural Demonstration Record offers 45 minutes of sound and music of startling reality. You'll marvel at the eerie accuracy with which direction and elevation are re-created as you embark on a street tour in binaural sound—Sounds Of The City . . . Trains, Planes & Ships . . . a Basketball Game, a Street Parade, a Street Fabrication Plant, The Bird House at the Zoo—all demonstrating the incredible realism of binaural sound reproduction.

MUSIC IN BINAURAL. The musical performances presented on the Binaural Demonstration Record transport you to the concert hall for a demonstration of a wide variety of music. Selections total 23 minutes, and include examples of jazz, organ, and chamber music.

The Stereo Review Binaural Demonstration Record is the ultimate in sound reproduction. It has been made without compromise.

SEND NO MONEY — YOU WILL BE BILLED \$5.98 EACH, POSTPAID

Use the postage-paid order card located at the top of the flap to the right to order your records. In the event the card has already been detached you can also place your order by circling the appropriate

number on the Information Service Card to the right. Either way, your selections will be mailed to you along with an invoice for the regular price of only \$5.98 for each record ordered, postpaid.

SR12 STEREO TEST RECORD — Circle #110

BINAURAL DEMONSTRATION RECORD — Circle #113

Popular Electronics

INCLUDING Electronics World

READER SERVICE

(free information)

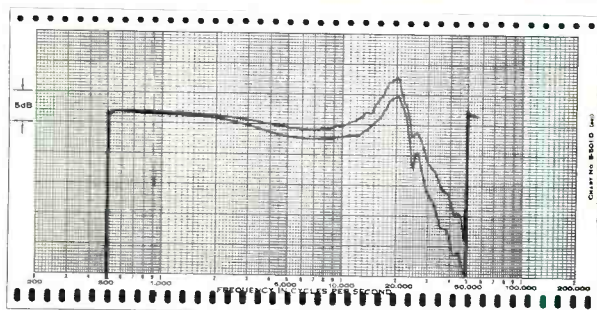
Here's an easy and convenient way for you to get additional information about products advertised or mentioned editorially (if it has a reader service number) in this issue. Just follow the directions below . . . and the material will be sent to you promptly and free of charge.

1. On the attached postage-free card, print or type your name and address on the lines indicated.
2. Circle the number(s) that corresponds to the key number(s) at the bottom or next to the advertisement or editorial mention that is of interest to you. (Key numbers for advertised products also appear in the Advertisers' Index.)
3. Simply cut out the card and mail. No postage required.

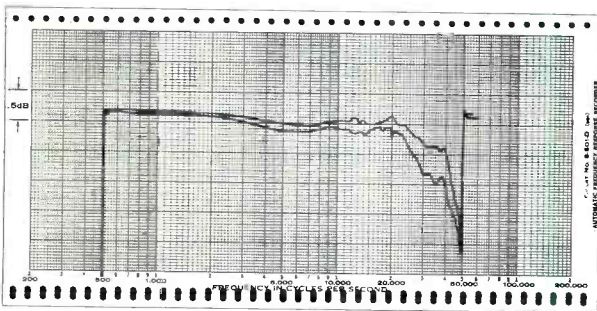
PROBLEM:

Two stereo phono cartridges are about equal in tracking ability, and all other pertinent specifications are about on a par.

Both are priced in the \$65-70 range. Which one should you choose?



You have chosen a highly-rated, very popular cartridge. But to get flat response at home, you'll have to add a capacitor to each input, or measured lengths of cable of specific capacity. This will "kill" the peak you see here, but the Hi-Q mechanical resonance that caused it will remain. It won't sound bad, but it could be better!



Congratulations! You have chosen the newest magnetic cartridge on the market. The dual-magnet STEREO-V Model V140E by Electro-Voice. It offers flatter response with no need to monkey around with capacitors or special cables. And it equals or exceeds every other performance specification of its famous rival. Because STEREO-V cartridges are new, and sound so great, they may be in short supply. Even so, don't accept a substitute, no matter how well-known. Fame is no guarantee of perfection.

NOTE: Response shown from 500 to 50,000 Hz (limits of the CBS STR-120 test record used). Response below 500 Hz essentially identical and flat for both cartridges. Curves shown here typical. Both channels shown (non-frequency channel difference is characteristic of test record). Cartridges terminated with 47,000 ohms, 200 pF (a normal capacitive load). Output displayed on a General Radio 1521A chart recorder.

If you would like to know more about STEREO-V[™] cartridges, we have a new catalog describing the complete line, each designed to give you optimum performance no matter what kind of record player you use, or what your budgetary limits are. It's at leading sound showrooms, or write

ELECTRO-VOICE, INC., Dept. 224P, 630 Cecil Street,
Buchanan, Michigan 49107
In Canada, EV of Canada, Ltd. 345 Herbert Street, Gananoque, Ontario
In Europe: Electro-Voice, S.A., Lyss-Strasse 55, 2569 Nidau, Switzerland.



8 new STEREO-V models permit you to select the tracking ability that best suits your record player. But no matter which cartridge you choose, from \$19.95 to \$150.00, you'll get flat response over the entire audio range.

Electro-Voice[®]

a GULTON subsidiary

CIRCLE NO. 13 ON READER SERVICE CARD