

**SPECIAL LASER ISSUE**

# **POPULAR ELECTRONICS**

**DECEMBER  
1969**

**50  
CENTS**



**ALSO:**

**NON-DESTRUCTIVE PIV TEST**

**PHOTOSENSITIVE SWITCH**

**TREBLE BOOST YOUR GUITAR**

**QUALITY TESTING A STEREO RECEIVER**

**EXCLUSIVE!**

**BUILD OPTICALLY SAFE**

# **LASER**

Complete Plans

In This Issue



450068 SER 2814L091 DEC69 7 E  
L R SHERMAN  
22614 LISCOMB  
E DETROIT

# Discover the ease and excitement of NRI's



## DIMENSIONAL METHOD

# of Electronics, Communications, TV-Radio Training

### 12 HOME STUDY PLANS TO CHOOSE FROM

Practically all vocational and engineering schools require students to conduct carefully planned laboratory demonstrations to prove theory presented in textbooks. So does NRI. Why? Because the only way to really learn at home . . . to recognize and understand circuits . . . is to get your hands on actual equipment, including transistors, printed circuits and today's other solid-state devices. NRI's unique, 3-Dimensional training method puts theory you learn into actual practice. You learn with your hands as well as your head. You learn by unique "discovery" methods the WHY of Electronics, Communications, TV-Radio . . . WHY circuits do the things they do. NRI training starts with carefully, condensed "bite-size," interesting books programmed with ab-

sorbing, revealing experiments using the finest parts money can buy. You get the kind of technical training that gives you experience equal to many, many months of performance on the job.

Whatever your interest, whatever your education, the NRI 3-Dimensional training method can fill your needs. Learning becomes as close to being *fun* as any school can make it. Tens of thousands of men have learned the NRI way. Pick the field of your choice and mail the postage-free card today for your FREE NRI Color Catalog. NATIONAL RADIO INSTITUTE, Electronics Division, Washington, D.C. 20016.

**BEGIN NOW AN ABSORBING  
ADVENTURE—LEARN ELECTRONICS  
THE NRI WAY—MAIL CARD TODAY**

**OVER 50 YEARS OF LEADERSHIP**



**IN ELECTRONICS TRAINING**


# 1 Start Fast with NRI's Educator-Acclaimed Achievement Kit

The day you enroll with NRI this remarkable starter kit is on its way to you—regardless of the course you choose. It is specifically designed for you and your training objective. It has one purpose—to get you started quickly and easily. It is an outstanding way of introducing you to NRI training methods... an unparalleled "first dimension" that opens the way to new discoveries, new knowledge, new opportunities. The Achievement Kit is worth many times the small payment required to start your training. Find out more about it. Mail the postage-free card now.



# 2 NRI "Bite-Size" Lesson Texts Program Your Training


Reading is a necessary part of any training program, but it takes a great deal of stamina to wade through a 300-page technical textbook. Every NRI course is condensed into "bite-size" texts that are simple, direct, well-illustrated, averaging an easily-digested 40 pages. These are "programmed" with NRI training equipment you build, experiments you perform, to bring to life the fundamental laws of electronics, the theory, the training of your choice. You are always kept well supplied with these books, NRI does not require you to "pay as you go."



# 3 You Get Practical Experience With Actual Electronic Equipment

NRI does not leave the practical side of Electronics to your imagination. Electronics becomes a clear, understandable force under your control as you build, experiment, explore, discover. NRI pioneered the concept of home-lab training equipment to give you 3-Dimensional knowledge and experience. Every kit is designed by NRI to demonstrate principles you must know and understand. Kits contain the most modern parts, including solid state devices. NRI invites comparison with equipment offered by any other school, at any price. Prove to yourself what nearly a million NRI students could tell you... that you get more for your money from NRI. Mail postage-free card for your NRI Color Catalog. No obligation. No salesman will call.

**APPROVED UNDER GI BILL** If you served since January 31, 1955, or are in service, check GI line in postage-free card.



# POPULAR ELECTRONICS

VOLUME 31 NUMBER 6 DECEMBER, 1969

WORLD'S  
LARGEST-SELLING  
ELECTRONICS  
MAGAZINE

## SPECIAL FEATURES

- POPULAR ELECTRONICS EXCLUSIVE**  
**EXPERIMENTERS' LASER** 27 C. Harry Knowles  
*Safe, practical system for school or home*
- THE LIVELY LASER** 33 John P. Robinson, Jr.  
*Device of many uses*
- CAUTION LASER** 41 Lewis B. Lloyd  
*A few simple rules to follow*

## FEATURE ARTICLES

- RALLY ROUND THE REFLEX, PART 2** 43 David B. Weems
- SEMICONDUCTOR BREAKDOWN TESTER** 47 John DeHaven  
*Checking PIV without damage*
- SCS FREQUENCY CALIBRATOR** 53 B. W. Blachford
- BUILD A PHOTSENSITIVE SWITCH** 55 H. R. Mallory  
*Remote control for many applications*
- BUILD A FET STICK** 57 Art Trauffer  
*An r.f. amplifier experiment*
- TREBLE BOOST FOR YOUR GUITAR** 59 Anthony Leo
- THE STEREO SCENE** 61 Charles Lincoln  
*How a stereo receiver is made*
- THE PRODUCT GALLERY** 69  
*Heathkit IG-28 Color Bar/Dot Generator*  
*EICO 3150 Cortina Amplifier*
- HAMS TACKLE A HURRICANE** 72 Don Waters
- ENGLISH LANGUAGE NEWS BROADCASTS TO N.A.** 74 Roger Legge
- SOLID STATE** 75 Lou Garner
- SHORT-WAVE LISTENING** 77 Hank Bennett, W2PNA
- TWO-WAY REACTIONS** 79 G. H. Reese, KC6990
- AMATEUR RADIO** 81 Herb S. Brier, W9EGQ

## DEPARTMENTS

- LETTERS FROM OUR READERS** 8
- ELECTRONICS LIBRARY** 12
- READER SERVICE PAGES** 15, 113
- NEW LITERATURE** 16
- NEW PRODUCTS** 22
- OPERATION ASSIST** 112
- INDEX TO VOLUME 31 (JULY-DEC. 1969)** 116

POPULAR ELECTRONICS is indexed  
in the Readers' Guide  
to Periodical Literature

This month's cover photo by  
Bruce Pendleton

Copyright © 1969 by ZIFF-DAVIS PUBLISHING COMPANY. All rights reserved.

POPULAR ELECTRONICS, December 1969, Volume 31, Number 6. Published monthly at One Park Ave., New York, N.Y. 10016. One year subscription rate for U.S., U.S. Possessions and Canada, \$6.00; all other countries, \$7.00. Second class postage paid at New York, N.Y., and at additional mailing offices. Authorized as second class mail by the Post Office Department, Ottawa, Canada and for payment of postage in cash. Subscription orders and change orders, Postbox Place, Boulder, Colorado 80302. Editorial offices for manuscript contributions, reader inquiries, etc.: One Park Ave., New York, N.Y. 10016.




Photo courtesy Eastex, Inc.

## BE THE MAN IN CONTROL

The man in control—today—is the technician who has mastered electronic operations. A specialist in the most sophisticated phases of electronic instrumentation and computer controls. The operations-oriented expert who makes automated equipment work. The trouble shooter who keeps it working. Electronic Operations Technicians are in greater demand than ordinary electronic technicians. They have a higher skill level and they earn more. They understand digital and analog computers. They know computer logic, computer applications and computer technology.

How about you? Are you caught in a dead-end job with a dead-end salary? If you are, it's time to break out. To grow. To get ready for a great future!

You can learn **Electronic Operations Technology and Computer Control**, even if you have no electronic background. An exclusive new home study program, developed by Bell & Howell Schools,

takes you through all the fundamentals... integrated circuits, semi-conductors, pulse and digital circuitry, field-effect transistors, and more.

You'll be expert in the latest technological advances, including every phase of computer controls. You'll even have a working knowledge of computer applications and computer programming... another Bell & Howell plus!

You'll work with the exclusive **Electro-Lab**, a complete industrial electronics laboratory for your home—all up-to-date equipment any Electronic Operations Technician might use: wide-band oscilloscope, transistorized volt meter, and the patented Bell & Howell Schools' Design Console that makes it easy to build and analyze your own circuits.

Other advantages, too! Personalized instruction, counseling service, postgraduate classroom study, and a nationwide job placement service.

Want to know more? About this or other Bell & Howell Schools home study or resident school programs? Just mail the coupon. We'll see that you receive full details plus a free fact-filled brochure, "Career Horizons in Electronics."

DE VRY INSTITUTE OF TECHNOLOGY  
4141 WEST BELMONT AVENUE CHICAGO, ILLINOIS 60641

ONE OF THE  
**BELL & HOWELL SCHOOLS**

- Accredited Member National Home Study Council
- Eligible Institution Under the Federal Insured Student Loan Program

DE VRY INSTITUTE OF TECHNOLOGY  
4141 WEST BELMONT AVENUE CHICAGO, ILLINOIS 60641

PE-12A

ONE OF THE  
**BELL & HOWELL SCHOOLS**

Send me your free brochure, "Career Horizons in Electronics" plus information about the Bell & Howell programs I have checked below:

**Home Study:**

- New! Electronic Operations and Computer Controls
- Communications Electronics
- Radio/TV Electronics, including Color TV

**In-School Programs leading to:**

- A Bachelor's Degree in Engineering Technology
- An Associate Degree in Engineering Technology
- A diploma as an Electronics Technician

Name  Age


Address

City & State  Zip

Years of school completed  County

Check for information about:  G.I. Bill  Student Loans

Telex writes  
new specs  
on sensitivity  
and ruggedness  
in headphones.



## the Communicator Series

**HIGH SENSITIVITY AND LOW OPERATING POWER.** The new Communicator Series of headphones is designed around a dramatic new driver unit that requires only absolute minimal operating power. This added efficiency allows for a substantial increase in sensitivity without any increase in distortion, making the Communicator Series the most sensitive and versatile headphones available today.

**RUGGED. CONSISTENT PERFORMANCE.** Unlike the soft aluminum or paper cones in most of today's headphones, the Communicator's rugged new cone is made of special material that will provide peak performance without being affected by temperature or humidity. This means that you get consistent, high quality performance, day in and day out, under the most demanding communications conditions.

For more information on Telex's new Communicator headphones, contact your nearest Telex dealer or write.

PRODUCTS BY SOUND RESEARCH  
**TELEX**  
COMMUNICATIONS DIVISION  
9600 Aldrich Avenue South  
Minneapolis, Minnesota 55420



# POPULAR ELECTRONICS

**PHILLIP T. HEFFERNAN**  
*Publisher*

**OLIVER P. FERRELL**  
*Editor*

**LESLIE SOLOMON**  
*Technical Editor*

**JOHN R. RIGGS**  
*Managing Editor*

**EDWARD I. BUXBAUM**  
*Art Director*

**ALEXANDER W. BURAWA**  
*Associate Editor*

**ANDRE DUZANT**  
*Technical Illustrator*

**PATTI MORGAN**  
*Assistant Editor*

**H. BENNETT, W2PNA**  
**H. S. BRIER, W9EGQ**  
**L. E. GARNER, JR.**  
**G. H. REESE, KC6990**  
*Contributing Editors*

**RICHARD J. HALPERN**  
*Advertising Manager*

**ARDYS C. MORAN**  
*Advertising Service Manager*

**LAWRENCE SPORN**  
*Associate Publisher*

**ZIFF-DAVIS PUBLISHING COMPANY**  
Editorial and Executive Offices  
One Park Avenue, New York, New York 10016  
212 679-7200

Midwestern Office  
307 North Michigan Avenue, Chicago, Illinois 60601  
312 726-0892  
Midwestern Advertising Manager, JAMES WEAKLEY

Western Office  
9025 Wilshire Boulevard, Beverly Hills, California 90211  
213 CRestview 4-0265; BRadshaw 2-1161  
Western Advertising Manager, BUD DEAN

Japan: James Yagi  
Ishikawa Mansion, #4, Sakuragaoka  
Shibuya-ku, Tokyo, 462-2911-3  
Circulation Office  
Portland Place, Boulder, Colorado 80302

William Ziff, President  
W. Bradford Briggs, Executive Vice President  
Hershel B. Sarbin, Senior Vice President  
Philip Sine, Financial Vice President  
Walter S. Mills, Jr., Vice President, Circulation  
Stanley R. Greenfield, Vice President, Marketing  
Phillip T. Heffernan, Vice President, Electronics Division  
Frank Pomerantz, Vice President, Creative Services  
Arthur W. Butzow, Vice President, Production  
Edward D. Muhlfield, Vice President, Aviation Division  
Irwin Robinson, Vice President, Travel Division  
Furman Hebb, Administrative Vice President  
George Marrissey, Vice President  
Sydney H. Rogers, Vice President

Ziff-Davis also publishes *Airline Management and Marketing*, *Boating*, *Business & Commercial Aviation*, *Car and Driver*, *Cycle*, *Electronics World*, *ESB*, *Modern Home*, *Popular Photography*, *Skiing*, *Skiing Area News*, *Skiing Trade News*, *Stereo Review*, and *Travel Weekly*.

Forms 3579 and all subscription correspondence should be addressed to POPULAR ELECTRONICS, Circulation Department, Portland Place, Boulder, Colorado 80302. Please allow at least six weeks for change of address. Include your old address, as well as new—enclosure if possible in address label from a recent issue.

EDITORIAL CONTRIBUTIONS must be accompanied by return postage and will be handled with reasonable care; however, publisher assumes no responsibility for return or safety of art work, photographs or manuscripts.



Member Audit Bureau  
of Circulations

**Grantham School of Engineering** PE-12-69  
 1505 N. Western Ave., Hollywood, Calif. 90027

Please mail me your free Bulletin, which explains how the Grantham educational program can prepare me for my Associate in Science Degree in Electronics Engineering.

Name \_\_\_\_\_ Age \_\_\_\_\_

Address \_\_\_\_\_

City \_\_\_\_\_ State \_\_\_\_\_ Zip \_\_\_\_\_

I am interested in:  Daytime-Residence  
 Supplemented-Correspondence,  Home-Study



**Grantham School of Engineering**

has conferred on

**John Doe**

the degree of

**Associate in Science in Electronics Engineering**

With all the rights and privileges thereunto appertaining. In witness thereof this diploma duly signed has been issued by the School Administration upon recommendation of the Faculty at the School on this



*granted on October 10, 68*  
*D.J. Grantham* President  
*E. J. ...* Acting Dean



**Grantham School of Engineering**

has conferred on

**John Doe**

the degree of

**Bachelor of Science in Electronics Engineering**

With all the rights and privileges thereunto appertaining. In witness thereof this diploma duly signed has been issued by the School Administration upon recommendation of the Faculty at the school on this



*granted on December 10, 68*  
*D.J. Grantham* President  
*H. D. ...* Dean

**Grantham School of Engineering**

1505 N. Western Ave.  
 Hollywood, Calif. 90027

Telephone:

(213) 469-7878



December, 1969

**Three Big Steps**

**to Success...**

**in**

**ELECTRONICS  
 ENGINEERING**

There they are — three big steps that lead electronics technicians to *greater success* — three deliberate steps to *greater recognition* and *more income*. Your future is shaped by the moves you make — by the steps you take. Begin now with Step #1.

**STEP #1** is a simple request for full information on the Grantham Electronics Degree Program. You take this first step by filling out and mailing the coupon. Then, we mail our catalog to you; we do not send a salesman.

**STEP #2** is earning your Associate in Science Degree in Electronics Engineering (the ASEE). If you have completed at least one year of fulltime experience as a bona fide electronics technician, you may earn your ASEE Degree almost entirely by correspondence — including a minimum resident attendance of only two weeks.

**STEP #3** is earning your Bachelor's Degree in Electronics Engineering. Upon completion of either the home-study or resident program leading to your ASEE Degree, you may have reached your objective, or you may wish to continue and earn your BSEE Degree. The BSEE Degree program is offered in evening classes (two evenings a week) in Hollywood, and is designed especially for employed electronics engineering technicians who hold the ASEE Degree.

**Accreditation and G.I. Bill Approval**

Grantham School of Engineering is accredited by the Accrediting Commission of the National Home Study Council, is approved to offer its home-study and resident courses under the G.I. Bill, and is legally authorized to grant academic degrees.

**Home-Study and Resident Programs**

The Grantham ASEE Degree curriculum is offered by *home study* (plus a two-week seminar in Hollywood) to *experienced electronics technicians*. However, the home-study program is not available to beginners. The ASEE-Degree *resident* program, on the other hand, is *available to beginners* and is offered in Hollywood and Washington, D.C.

In addition to the home-study and resident programs leading to the ASEE Degree, Grantham also offers a combination program (referred to as Supplemented-Correspondence), in which the student attends the School (in Hollywood or Washington) one evening per week and does the remainder of the work by correspondence.

For a free Bulletin describing the Electronics Degree Program in which you are interested, just complete the coupon at the top of this page, and mail it to the School.

CIRCLE NO. 20 ON READER SERVICE PAGE

# letters

## FROM OUR READERS

### PLEASE THINK BEFORE WRITING

I have been intrigued by the 7-segment DCU and am eagerly awaiting a digital "real time" clock. However, looking at the "Indoor/Outdoor All-Electronic Thermometer" (October issue, page 27), I wonder why you don't convert it so that it has a digital readout?

Name Withheld

*Just like any magazine, POPULAR ELECTRONICS likes to hear from its readers. Unfortunately, a portion of the reader mail pertains to matters where the answer is obvious. In this instance, a reader seeks to combine two incompatible projects. True, such a project could be developed, but just like the digital clock it would end up costing the builder in*

*excess of \$100 to duplicate. And, if the reader had given this more thought, he would have seen that the thermometer is an analog device, while the 7-segment readout is digital. A conversion circuit is expensive. Understanding this basic element would have saved everyone time and postage.*

### OOPS! NO BUZZER

I am reluctant to open an old subject, but those who have tried reader Leonard H. Zandel's "Lights On" alarm (January issue, page 8) probably found it wasn't so foolproof after all. The basis of his circuit was to have a path for the buzzer through the distributor—which he calls "ignition load." But the distributor points are not always closed when the car comes to a stop. A fair percentage of the time the points are open and the alarm circuit is also open so the system doesn't work.

CARLOS H. CASTRO  
Philadelphia, Pa.

### LISTEN ON 2182 KHZ

Jerry Reese says in his "Two-Way Reactions" column in the October issue that there were no local warnings about the Lake Erie

# NEW

New Monitoradio Scanner can be push button *programmed* to search your choice of emergency frequency channels. It presents fascinating, lighted display for any or all of 1 to 8 crystal controlled frequencies. Scanner locks on active signal—resumes signal search at end of transmission. Performs manually or automatically, base or mobile, with complete ability to monitor complex simulcast or duplex FM base/mobile networks.

**\$139.00**  
includes mounting bracket; 117V AC and 12V DC power cords

Frequency Range: 148-174 MHz FM  
Sensitivity: 0.5 microvolt  
Selectivity: 50 db @  $\pm 15$  KC

Also ask to see our  
**TMR-12—\$119.00**  
12 channel, solid state FM monitor  
**MR-10D—\$84.95**  
Tunable Monitor



**MONITORADIO / SCANNER**

CIRCLE NO. 36 ON READER SERVICE PAGE



July 4th storm. This is certainly not so since WMI, Lorain, Ohio on 2182 kHz transmitted a safety message prior to the storm. They were very emphatic about the degree of severity of the storm which could be expected in that area.

I am a member of the "Marine Monitors" and would appreciate hearing from others that concentrate on and are interested in this type of listening.

LESLIE F. FELTZ  
110 High Street  
Pomeroy, OH 45769

**THANK YOU**

My son, A. Atwater Kent, Jr. tells me that he could not have put together such an interesting story about my husband as your Frank Atlee. My entire family is most grateful to you for having published this very nice article.

MABEL L. KENT  
(Mrs. A. Atwater Kent)  
Wilmington, Del.


*The Frank Atlee story appearing in the July issue has received many plaudits, but none as nice as the one above. We hope that our story, "What ever Happened to Atwater Kent?" will be read and enjoyed for many days to come.*

**OP AMP, GEE!**

The John Seginski quiz (October issue, page 50) is great—if you know what an "Op Amp" is in the first place. How do you expect readers to answer that quiz?

J. G. O'SHEA  
Pittsburgh, Pa.

*Reader O'Shea has a valid point. The quiz was accidentally published before our tutorial story on Operational Amplifiers. The story is now scheduled for publication in the February issue of POPULAR ELECTRONICS.*



**Which of these 4 fascinating Radio-TV careers interests you?**

- disc jockey
- newscaster
- sportscaster
- announcer

**Our Free Voice Analysis Tells You Whether You Have The Talent To Become A Broadcast Personality!**

**IMMEDIATE DEMAND** • Radio-TV stations everywhere need both men and women to take over important good paying jobs right now. **NATIONWIDE PLACEMENT ASSISTANCE** at No Extra Cost.

**TRAIN AT HOME OR IN ONE OF OUR STUDIO SCHOOLS** • You can study broadcast techniques at home, in your spare time, or in one of our many studio schools throughout the country under the supervision of our Directing Faculty of 11 Famous Broadcasters. **Accredited Member National Home Study Council and National Association of Trade and Technical Schools.**

Approved for Veterans' Educational Assistance Benefits ("G.I. Bill")! Check coupon for special information

Send to CAREER ACADEMY's division of famous broadcasters for free booklet, record and voice analysis details!

**CAREER ACADEMY**

825 North Jefferson Street • Studio 455  
Milwaukee, Wisconsin 53202



I want to know if I have broadcasting aptitude worth developing. Please rush more information.

name \_\_\_\_\_ age \_\_\_\_\_

address \_\_\_\_\_ phone \_\_\_\_\_



city/state/zip \_\_\_\_\_ C71087211

I am interested in:  Home Study  
 School Study  G. I. Bill

**CIRCLE NO. 10 ON READER SERVICE PAGE**

# MOBILE ANTENNA MAGNIFICENCE

STINGER® STYLED FOR THE  
"HIGH PERFORMANCE" MINDED CB.



**LOW PROFILE, CIRCA-MOUNT® ANTENNA**  
SNUG - RUGGED BUT ELEGANT  
ONLY 10 INCH CLEARANCE REQUIRED

**VERTICAL AND HORIZONTAL POLARIZATION**

**Ease Selection: Magnetic (MM-100) or Permanent (ST-17)**

**Forward Gain: 6.4 db      Frequency 25 to 35 MHz**

**VSWR: 1.00:1**


**Mounting: Mobile - top center only**

**Polarization: Vertical and Horizontal**

**Element Material: Anodized Aluminum**

**Total Profile Height: 10 inch maximum**

**Ask for: #CM-1000 Fifteen dollars and Ninety-five cents**



**UNIQUE, MAGNETIC MOUNT ANTENNA**  
**MAGNA-MOUNT®**

**FORTABLE - NO MOUNTING HOLES REQUIRED**  
**NO GROUND PLATE NEEDED**  
**POSITIVELY SECURE AT TOP SPEEDS**

**Gain: 4.1 db none directional**

**Frequency: Class D, 27 MHz**

**VSWR: 1.25:1**

**Length: 30"**

**Mounting: Magnetic Base 90 lb. turning torque**  
**Mount Any Location**

**Ask for: #MM-500 Nineteen dollars and Ninety-five cents**


**MOUNT ON ANYTHING THAT ROLLS, FLIES OR FLOATS**  
**ONE YEAR UNCONDITIONAL GUARANTEE**

**PERMANENT-MOUNT ANTENNA  
PERMA-MOUNT®**

**THE LOW NOISE, PRACTICAL ANTENNA  
BEST OF ITS TYPE AND SIZE AVAILABLE**

Gain: 4.1 db none directional  
Frequency: Class D, 27 MHz  
VSWR: 1.25:1  
Length: 30"  
Mounting: Any location

Ask for: #ST-27 Fifteen dollars and Ninety-five cents




**PERFECT MARINE ANTENNA**

**RADIAL, GROUNDED PLANE BUILT IN  
LOW NOISE  
INSENSITIVE TO UNSYMMETRICAL  
MOUNTING LOCATION**

Gain: 4.1 db none directional  
Frequency: Class D, 27 MHz  
VSWR: 1.25:1  
Length: 30"  
Mounting: Any location

Ask for: #GP-400 Twenty-four dollars and Ninety-five cents



**ANTENNA MATCHING NETWORK**


**PROVIDES PRECISE MATCH FOR ALL  
MOBILE OR BEAM TYPE ANTENNAS TO  
THE PROPER STANDING WAVE RATIO (SWR)—  
RESULTING IN MAXIMUM POWER OUT.**

**VARIABLE SHUNT AND SERIES ADJUSTMENTS**

**MOUNT ANYWHERE BETWEEN TRANSCIVER  
AND ANTENNA**

Frequency: Class D, 27 MHz  
Power Loss: None

Ask for: #NW-300 Seventeen dollars and Ninety-five cents



**ANTENNA EXCELLENCE THRU PRECISION**

**Stinger**

**ANTENNA COMPANY**

Write for Literature-Pak and Dealers List  
Dealer and Distributor inquiries invited

20426 Corisco St.  
CHATSWORTH  
Los Angeles, California 91311 Phone (213) 341-2101  
Division of Computronics Industrial Corp.

# new miniature electronic pliers

HOLD, BEND, CUT ALL  
FINE WIRES WITH EASE

**CHAIN NOSE AND  
DIAGONAL CLOSE  
CUTTING PLIERS**

**SPECIAL TIP  
CUTTING PLIERS**

**RADIO AND TV PLIERS**

Ideal for electronic, radio/TV, electrical service and assembly. Forged alloy steel construction. Precision machined. All have polished heads and shoulders. Comfortable "Cushion Grip" handles and coil spring openers speed work, reduce hand fatigue. Miniature round and flat nose pliers also available.

## a complete line of regular pliers and snips, too

Includes long nose pliers with and without cutters; diagonal, needle nose, chain nose, side cutting, and other pliers; electronic snips. Variety of sizes. All available with "Cushion Grip" handles. Professional quality.

# XCELITE

XCELITE, INC.  
20 Bank St., Orchard Park, N. Y. 14127

Send Catalog 162 with information on miniature and regular pliers and snips.

name \_\_\_\_\_  
address \_\_\_\_\_  
city \_\_\_\_\_ state & zip \_\_\_\_\_

← CIRCLE NO. 44 ON READER SERVICE PAGE  
← CIRCLE NO. 40 ON READER SERVICE PAGE

# ELECTRONICS library

QUIET

## ELECTRONIC SWITCHING CIRCUITS— BOOLEAN ALGEBRA AND MAPPING

by Matthew Mandl

Up-to-the-minute and for the first time at the technical institute level, this book explains logic circuits using diagrams, logic maps, and truth tables, and discusses parallel methods with Karnaugh maps and Venn diagrams. Emphasis throughout is on electronic aspects as they relate to the design of computer logic circuits, industrial control switching, and allied areas of usage. The result is a thorough presentation of circuit simplification principles and basic logic-design factors for combinational and sequential circuits. Each chapter ends with a series of review questions.

Published by Prentice-Hall, Inc., Englewood Cliffs, N.J. 07632. Hard cover, 229 pages. \$12.50.

## ELECTRONIC POWER SUPPLIES

by Joseph Grabinski

This is another in the Electronic Technology Series, written for use in junior colleges but eminently suited for self teaching and as a supplement to correspondence study. Like the others in the Series, this book is excellent. It is divided into six sections, covering such subjects as: single-phase rectifier circuits; poly-phase rectifiers; magnetic amplifiers, gaseous tube circuits; controlled rectifiers; and regulators. Each topic is discussed in detail and each chapter concludes with review questions (an answer key for odd-numbered questions is provided). The only prerequisites are an understanding of a.c. and d.c. circuits, familiarity with basic solid-state and vacuum-tube diodes, and a knowledge of algebra, trigonometry, and elementary calculus.

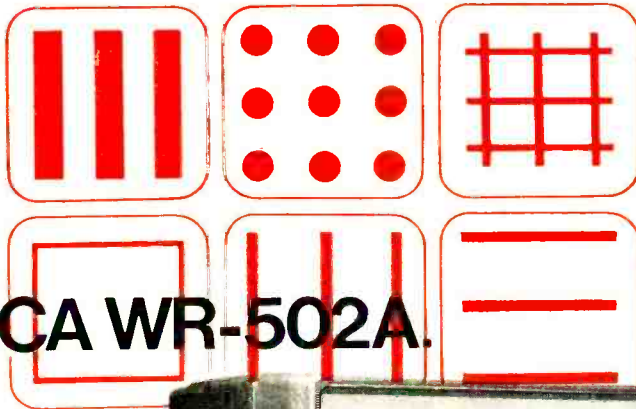
Published by Holt, Rinehart, and Winston, Inc., 383 Madison Ave., New York, N. Y. 10017. Soft cover, 223 pages. \$3.95.

## ELECTRICAL FUNDAMENTALS FOR TECHNICIANS

by Robert L. Shrader

This is an ideal book for students who want to become technicians in any of a wide variety of fields that have electricity as a basis, including electronics. The book starts with a virtually non-mathematical once-over, one-chapter-a-day coverage of electricity fundamentals. It then proceeds through a coverage of motors, generators, and meters, re-examining and amplifying on the material covered

# Now there is a better Color-Bar Generator for your servicing work



## THE RCA WR-502A.

New ... solid state ... battery or AC operated ... portable, weighing only four pounds.

The RCA WR-502A "CHRO-BAR" color-bar generator provides six separate test signals: color bars, dots, cross-hatch, vertical lines, horizontal lines, and blank raster.

The sound carrier, pattern, RF output, and color subcarrier are all crystal controlled. Designed for exceptional stability with no flicker.

Included as part of the package -- at no extra cost -- is an AC adaptor for line operation. This unit was formerly available only as an accessory at a cost of \$9.00\*.

The new CHRO-BAR Generator WR-502A, complete with separate AC adaptor -- now only \$148.50\*.

RCA Electronic Components,  
Harrison, N. J. 07029.

\* Optional Distributor resale price.



## LIBRARY (Continued from page 12)

in earlier chapters. From there, the text takes up electronic theory, and the mathematics of electronics. Throughout, the text is handled in a semi-programmed style to provide an immediate check on comprehension of the material covered. This format lends itself to any method of study (resident or home). The book ends with a series of much appreciated appendices; so no extra math tables are needed.

Published by McGraw-Hill Book Co., 330 West 42 St., New York, N.Y. 10036. Hard cover. 479 pages. \$10.95.

### FM FROM ANTENNA TO AUDIO

by Leonard Feldman

The fidelity and noise-free qualities of FM reception are known and enjoyed by many people, but just how these qualities are achieved—the principles and circuitry of FM broadcasting and reception—are perhaps less well known. This book, therefore, presents a complete description of FM reception, with special emphasis on FM principles and receiver circuitry. The first two chapters discuss the FM signal and its effectiveness in reducing co-channel and adjacent-channel interference. The remaining chapters are de-

voted to the receiving system, from the antenna to the audio output. The final two chapters deal with receiver measurements and alignment procedures. Throughout the book, the text is clarified with the liberal use of schematic diagrams, tables, and graphs.

Published by Howard W. Sams & Co., 4300 West 62 St., Indianapolis, Ind. 46206. Soft cover. 159 pages. \$3.95.

### USING YOUR TAPE RECORDER, Second Edition

Even with the rapidly growing popularity of the tape recorder, the average recorder owner still does not know much about this handy electronic device and does not make full use of its capabilities. This newly revised book has been written to help the owner and to guide the prospective buyer in making his selection from the many types of recorders available. Written by old hands in audio and recording, the book presents technical material in simple language directed at the non-professional and hobbyist. New in the second edition is a chapter that describes the various types of recorders and their uses, including a discussion of the new cassette and automatic-reversing recorders. The material given in the book is practical and eminently suited to both the beginner and the old hand.

Published by Allied Radio Corp., 100 N. Western Ave., Chicago, Ill. 60680. Soft cover. 112 pages. 75 cents.



## East Coast to West Coast Cobra leads the way in CB Communication

CB has been an integral part of communications for many years. Hobbyists, Government, Business, and Industry have found it to be an invaluable means of exchanging information and ideas.

Today, however, the fast pace of technology has demanded change and originality in all areas of electronics. CB 2-Way Radio Communication has been no exception.

To keep abreast of these changes, DYNASCAN developed the Cobras . . . CB Transceivers that strike out at maximum range and reliability. Advanced-design circuits, higher "Cobrapower" input for max-

imum range, and a full 23-channel operation make the Cobras the finest professional-quality CB units available. They devour competition in performance and dependability!

Drop in to your nearest Cobra distributor today. He'll be glad to show you the complete Cobra line. If you prefer, write to DYNASCAN direct; and we'll send you any and all information you desire.

**Cobra** Product of DYNASCAN CORPORATION  
1801 W. Belle Plaine • Chicago, Illinois 60613  
Where electronic innovation is a way of life.



COBRA V.  
NET, \$99.95.



COBRA 27.  
NET, \$179.95.



COBRA CAM-88.  
NET, \$219.95.



COBRA 98.  
NET, \$239.95.

CIRCLE NO. 6 ON READER SERVICE PAGE

# POPULAR ELECTRONICS READER SERVICE PAGE

## free information service:

Here's an easy and convenient way for you to get additional information about products advertised or mentioned editorially (if it has a "Reader Service Number") in this issue. Just follow the directions below... and the material will be sent to you promptly and free of charge.

**1.** On coupon below, circle the number(s) that corresponds to the key number(s) at the bottom or next to the advertisement or editorial mention that is of interest to you. (Key numbers for advertised products also appear in the Advertisers' Index.) Print or type your name and address on the lines indicated.

**2.** Cut out the coupon and mail it to: POPULAR ELECTRONICS, P.O. Box 8391, Philadelphia, PA 19101.

**note:** If you want to write to the editors of POPULAR ELECTRONICS about an article on any subject that does not have a key number, write to POPULAR ELECTRONICS, One Park Avenue, New York, N.Y. 10016. Inquiries concerning circulation and subscriptions should be sent to POPULAR ELECTRONICS, Portland Place, Boulder, Colo. 80302.

VOID AFTER JANUARY 31, 1970

**POPULAR ELECTRONICS**

P.O. BOX 8391  
PHILADELPHIA, PA. 19101

1 2 3 4 5 6 7 8 9 10 11 12 13 14 15 16 17 18 19 20  
21 22 23 24 25 26 27 28 29 30 31 32 33 34 35 36 37 38 39 40  
41 42 43 44 45 46 47 48 49 50 51 52 53 54 55 56 57 58 59 60  
61 62 63 64 65 66 67 68 69 70 71 72 73 74 75 76 77 78 79 80  
81 82 83 84 85 86 87 88 89 90 91 92 93 94 95 96 97 98 99 100

NAME (Print clearly) \_\_\_\_\_

ADDRESS \_\_\_\_\_

CITY \_\_\_\_\_ STATE \_\_\_\_\_ ZIP CODE \_\_\_\_\_

12 a

# Tram® Triumph! TITAN II Standard AM and Sideband Suppressed Carrier

If 46 transmit channels sound better than 23, if 30% more range and practically complete immunity from pulse-type and skip interference are what you want, then Titan II is for you. Combining a standard AM and double sideband, suppressed carrier transmitter, this super base station provides flexible AM, double sideband and single sideband compatibility.

This remarkable rig gives you today what others are still planning; multi-function "S" meter, power meter, Collins mechanical filter, multi-stage RF gain control, built-in low pass filter and unique transmit monitor.

Tram Titan II—tomorrow's Citizens Band—right here and now. \$482.


## TRAM TITAN

Titan's 23 channel operation gives super-sharp selectivity beyond compare. Titan's standard equipment is optional in most others. \$425.

At your authorized Tram Dealer.  
Write for literature.

## Tram Corporation

Dept. F-5  
Lower Bay Road, P.O. Box 187  
Winnisquam, N. H. 03289



CIRCLE NO. 42 ON READER SERVICE PAGE

TAKE ONE



# new literature

To obtain a copy of any of the catalogs or leaflets described below, simply fill in and mail the coupon on page 15 or 113.

VACO Products Company, manufacturers of quality hand tools recently announced the availability of their 1970 Catalog of Hand Tools for industry, production and assembly line, maintenance, service, and home work shop use. Catalog No. SD-76 consists of 24 pages listing hundreds of sizes and styles of screwdrivers, nut drivers, ratchet tools, pliers, wrenches, electrical testers, etc.

Circle No. 75 on Reader Service Page 15 or 113

A new catalog listing chemical products designed exclusively for the electronics service industry has been issued as Catalog No. 6970 by Chemtronics Inc. The eight-page listing covers tuner sprays, contact and control cleaners, insulating sprays, lubricants, circuit coolers, and a variety of other servicing aids.

Circle No. 76 on Reader Service Page 15 or 113

Catalog No. 189, available on request from Poly Paks, is jam packed with listings for spare electronic parts. Poly Paks' famous "one dollar paks," and subassemblies. Among the items listed are solid-state rectifiers; transistors; integrated circuits; solar and photocells; resistor, capacitor, and coil assortments; batteries; meter movements; and a five-transistor fiber optics and infra-red amplifier kit. The catalog is a treasure-trove listing for the hobbyist and experimenter.

Circle No. 77 on Reader Service Page 15 or 113

The 1970 edition of the Sears, Roebuck and Co. Home Entertainment and Electronics Catalog, No. 39AL-7166, features an expanded selection of Sears' own Silvertone line as well as equipment from other brand-name manufacturers. The 68-page catalog devotes a total of 32 pages to stereo components and lists more than 1000 separate items, both electronic and non-electronic. New products listed include the first cassette player/recorder, long-distance walkie-talkies, and assemble-yourself audio kits. Other listings include decorator telephones, eight-track recording equipment, musical instruments, PA and intercom systems, etc.

Circle No. 78 on Reader Service Page 15 or 113





## Put these on in only 28 weeks.

Sergeant's stripes. Yours. In the U.S. Army. If you're a high school graduate it can happen. In the Army's new NCO Candidate Program.

After 16 weeks of basic and advanced individual training you start a 12 week academic course as a corporal. When you complete this phase successfully, you'll be promoted to sergeant.

The Army needs leaders in the ranks. Men who can make quick decisions. Accept responsibilities. Earn the respect that goes with them. And the extra cash.

Serve your hitch wearing sergeant's stripes. See your Army recruiter about the NCO Candidate Program. Send the coupon or write: Army Opportunities, Dept. 200A, Hampton, Va. 23369.

**Your future, your decision...choose ARMY.**

Army Opportunities  
Dept. 200  
Hampton, Va. 23369

2 PE 12-69

How can I be wearing sergeant's stripes  
in 28 weeks?

Name \_\_\_\_\_ Age \_\_\_\_\_

Address \_\_\_\_\_

City \_\_\_\_\_

County \_\_\_\_\_ State \_\_\_\_\_

Zip \_\_\_\_\_ Phone \_\_\_\_\_

Education \_\_\_\_\_

**“He’s a good worker.  
I’d promote him  
right now if he had  
more education  
in electronics.”**



## **Could they be talking about you?**

You'll miss a lot of opportunities if you try to get along in the electronics industry without an advanced education. Many doors will be closed to you, and no amount of hard work will open them.

But you can build a rewarding career if you supplement your experience with specialized knowledge of one of the key areas of electronics. As a specialist, you will enjoy security, excellent pay, and the kind of future you want for yourself and your family.

Going back to school isn't easy for a man with a

full-time job and family obligations. But CREI Home Study Programs make it possible for you to get the additional education you need without attending classes. You study at home, at your own pace, on your own schedule. You study with the assurance that what you learn can be applied to the job immediately.

CREI Programs cover all important areas of electronics including communications, radar and sonar, even missile and spacecraft guidance. You're sure to find a program that fits your career objectives.



**NEW!**  
 Expanded coverage of solid state electronics including integrated circuits!

You're eligible for a CREI Program if you work in electronics and have a high school education. Our FREE book gives complete information. Mail postpaid card for your copy. If card is detached, use coupon at right or write: CREI, Dept. 1212H 3224 16th St., N.W., Washington, D.C. 20010.

Founded 1927



Accredited Member of the National Home Study Council



CREI, Home Study Division  
 McGraw-Hill Book Company  
 Dept 1212H, 3224 Sixteenth Street, N.W.  
 Washington, D.C. 20010

Please send me FREE book describing CREI Programs. I am employed in electronics and have a high school education.

NAME \_\_\_\_\_ AGE \_\_\_\_\_

ADDRESS \_\_\_\_\_

CITY \_\_\_\_\_ STATE \_\_\_\_\_ ZIP CODE \_\_\_\_\_

EMPLOYED BY \_\_\_\_\_

TYPE OF PRESENT WORK \_\_\_\_\_  G.I. BILL

I am interested in

- Electronic Engineering Technology  Computers
- Space Electronics  Nuclear Engineering Technology
- NEW! Digital Communications
- NEW! Industrial Automation

**APPROVED FOR TRAINING UNDER NEW G.I. BILL**



## NEW PRODUCTS

Additional information on products covered in this section is available from the manufacturers. Each new product is identified by a code number. To obtain further details on any of them, simply fill in and mail the coupon on page 15 or 113.

### LOUNGE CHAIR HI-FI LISTENING ROOM

It may look like a space-age passenger seat with matching ottoman, but the *LEE* "Music Chamber" is actually an optimized hi-fi/stereo listening room. The Music Chamber is essentially two "infinite baffled" speaker systems formed into a partially enclosed lounge chair. The self-contained speaker systems direct most of the acoustical energy into the resulting enclosure. To a listener seated in the chair, the stereo separation is said to border on the absolute, but with enough blend from slight reflections inside the enclosure, the "ping-pong" effect is minimized. In effect, the listener is isolated from the local environment in his own cocoon of sound. The speaker complement includes one 8" high-compliance, extended-range speaker per side, nominally rated at 8 ohms impedance. Power handling capacity of the Music Chamber is 20 watts IHF.

Circle No. 79 on Reader Service Page 15 or 113

### CAPACITIVE-DISCHARGE IGNITION SYSTEM

A new heavy-duty capacitive-discharge ignition system, called the "Tiger SST," is being produced by *Delta International, Ltd.* New techniques in circuit design have reduced the number of components needed as compared to older designs, greatly enhancing the reliability and efficiency of the system. The Tiger SST is said to extend spark plug and breaker point life to 100,000 miles and increase gas mileage by as much as 15%. The Tiger SST is available both factory wired and in "Simpli-Kit" form.

Circle No. 80 on Reader Service Page 15 or 113

### LOW-COST "PROFESSIONAL" AM/FM TUNER

Three FET's and two r.f. amplifier stages are featured in the *Pioneer Electronics U.S.A. Corp.* Model TX-900 AM/stereo FM tuner. The result is unusually high selectivity and sensitivity, plus elimination of cross-modu-

lation. Signal-to-noise ratio is approximately 60 dB at 30% modulation; and, for inadequate signal inputs, a special noise filter can be used to eliminate unwanted multiplex broadcast noise. Stereo performance is emphasized through the use of a time-switching demodulator in the multiplex circuit. Additional selectivity is provided in the i.f. strip through the use of two crystal filters in the four-IC circuit. Inter-channel noise is completely muted through the utilization of a continuously adjustable muting control. On both bands, a bright spot indicator lights up to indicate signal reception, while precise tuning meters assure perfect tuning.

Circle No. 81 on Reader Service Page 15 or 113

### METRIC HAND TOOLS

A wide selection of precision hand tools for driving fasteners made to metric dimensions is now being produced by *Xcelite Inc.* The line includes 18 midget, regular, and hollow-shaft, fixed-handle nutdrivers in a hex size range from 3 mm to 17 mm. Set No. 99-PS-41-MM consists of seven hex sockets, interchangeable blades with hex sizes from 1.27 to 5 mm, plastic handle, and 4" extension. Set No. 99-PS-51-MM contains 10 interchangeable nutdriver shanks with hex openings from 4 to 11 mm, handle, and 4" extension. (All hex sockets and blades in these two sets can be obtained separately for use with the Xcelite Series 99 handle.)

Circle No. 82 on Reader Service Page 15 or 113


### AUDIO SIGNAL GENERATOR

Field effect transistor circuitry is featured in the *Leader Instruments Corp.* Model LAG-54 audio signal generator. The generator produces sine and square waves over a frequency range of 20 Hz to 200 kHz. The sine waves are generated by a Wein-Bridge oscillator, while the fast-rise-time, very symmetrical square waves are shaped by a Schmitt trigger. Technical specifications—3-volt r.m.s., 600-ohm impedance sine wave output; less than 0.5% distortion at mid-range; amplitude is flat to within  $\pm 0.5$  dB referred to 1 kHz; 5-volt peak-to-peak from 20 Hz to 20 kHz square-wave output; 105-125 volts, 50-60 Hz at 5 VA input power required.

Circle No. 83 on Reader Service Page 15 or 113

### HI-FI COMPONENT COMPACT

The Model 1045 stereo compact is the intermediate model of a new line of stereo/hi-fi component compacts recently introduced by *Benjamin Electronic Sound Corp.* Featured



# Go on a quality kick

## You can afford it with these Outperformers

You give up nothing — except a high price — when you buy these quality performance Pioneer hi-fi units. Designed for the discriminating budget-minded buyer, they contain advanced engineering features and looks that put them in the class of much more expensive stereo components.

**SA-500 INTEGRATED STEREO AMPLIFIER** — The perfect starter unit for a stereo system, the all solid state SA-500 produces 44 watts of music power. Even at the highest crescendo, distortion is less than 0.5%. Four inputs plus outputs for speakers, tape recording, loudness contour and a headset jack make it tops in versatility. \$99.95

**TX-500 AM-FM TUNER** — All solid state, its multiplex circuitry provides wide channel separation with excellent frequency response. An FET front end, combined with years-ahead design, assures high sensitivity and superb image

rejection. Containing advanced features that place it on a par with more expensive units, it is priced at \$99.95.

**SR-202 REVERBERATION AMPLIFIER** — The most dramatic new component in years! No matter what your system is, the SR-202 adds dimension and greater realism to your stereo sound than you can realize. The SR-202 increases the natural quality of your recordings and tapes. Reverberation can be added to an audio amplifier using one or two tape recorders, a record player, or a tuner. In fact, a total of 15 equipment combinations are possible. \$95.00

These three Pioneer Outperformers are each housed in a handsome cabinet with brushed chrome facing and Brazilian rosewood end pieces. Hear them in action at your local Pioneer dealer.



# PIONEER®

PIONEER ELECTRONICS U.S.A. CORPORATION, 140 Smith Street, Farmingdale, N.Y. 11735 • (516) 694-7720  
West Coast: 1335 W. 134th St., Gardena, Calif. 90249 (213) 323-2374 & 321-1076 • Canada: S. H. Parker Co., Prov. Ontario

CIRCLE NO. 31 ON READER SERVICE PAGE



## PRODUCTS (Continued from page 22)



with the 1045 are the famous Miracord Model 50 record changer with ELAC Model 244 stereo magnetic cartridge and diamond stylus; two EMI Model 62 two-way speaker systems; and a Benjamin Stereo FM/AM receiver rated at 140 watts EIA. The top-of-the-line Model 1050A features the same record changer, an ELAC Model 344 cartridge, two EMI Model 105 three-way speaker systems, and a 220-watt Benjamin stereo FM/AM receiver. The economy Model 1025 employs a Miracord Model 610 record changer, ELAC Model 244 cartridge, two EMI Model 55 speakers, and a 70-watt Benjamin FM multiplex-only receiver.

Circle No. 84 on Reader Service Page 15 or 113

### TRANSISTOR/FET TESTER

Sencore, Inc., recently announced the availability of their new portable Model TF17 in-or-out-of-circuit transistor/FET tester. The new model is similar to and performs the same functions as the company's deluxe Model TF151 tester. It checks bipolar transistors in- or out-of-circuit for a.c. beta, and out-of-circuit for ICBO leakage. It also checks field effect transistors (MOS, dual-gate, and new enhancement types) in- or out-of-circuit for gain, and out-of-circuit for leakage. An increased current check for high-power transistors and a special test for critical r.f. transistors are provided as standard features. The TF17 tester comes with Sencore's own reference book that lists more than 12,000 transistors and FET's and all the information needed to test them.

Circle No. 85 on Reader Service Page 15 or 113

### METAL DETECTOR/LOCATOR

Kits Industries Inc. is currently marketing their Model MD-90 "Treasure Seeker" heterodyne-type metal detector/locator kit. When assembled, the solid-state circuit of the MD-90 is housed inside a rugged metal case, which is then mounted on a two-piece aluminum handle. The pickup head is molded of high-impact plastic, and a comfortable rub-

ber hand grip and adjustable angle brackets are featured for user comfort. All mechanical parts are cut, drilled, and finished. A printed circuit board and comprehensive instruction manual, as well as battery, are included in the kit.

Circle No. 86 on Reader Service Page 15 or 113

### AM/FM CASSETTE/RECEIVER COMBINATION

An 82-watt AM/stereo FM receiver and a professional stereo cassette recorder have been combined in a single component to make up the H.H. Scott, Inc., Model 3610 "Casseiver." The receiver section employs Scott's silver-plated, FET front end that virtually eliminates drift and provides a 2.5- $\mu$ V sensitivity and 80-dB cross-modulation rejection. The tone controls also employ FET circuitry to provide a wide range of control. Integrated circuits are used both in the i.f. strip to provide a 2.5-dB capture ratio and improved selectivity, and in the preamplifier section for higher gain and reduced distortion. The time-switching multiplex demodulator circuit provides 30 dB of separation. Epoxy-glass circuit boards and solderless connectors are also featured. The cassette mechanism is powered by a precision synchronous a.c. motor which cuts out annoying wow and flutter.



Circle No. 87 on Reader Service Page 15 or 113

### VOLTAGE REGULATOR FOR APPLIANCES

The Model D-111 voltage regulator available from Perma-Power is specially suited for use with color TV receivers and home appliances rated at 400 watts or less. It is specifically designed to cope with the TV problems caused by high line-voltage transmission in the 130-volt range, to prevent early tube burn-out and shortened component life. This is accomplished by a switching network that lets the D-111 constantly drop 10 volts, correcting over-voltage faults. The regulator can also be set to boost the line voltage by 10 volts, or be switched out of the power circuit.

Circle No. 88 on Reader Service Page 15 or 113

### DUAL-METER POWER SUPPLY

Short circuit protection, continuous output voltage and current monitoring, and all-solid-state circuitry are featured in the EICO Electronic Instrument Co., Inc., Model 1025 power supply. The output voltage of the supply is continuously variable from 0 to 30 volts. Maximum continuous load current is 150 mA in the 0-12-volt range, 200 mA in the 12-24-volt range, and 300 mA from 24 to 30 volts. Maxi-



(Continued on page 114)

CIRCLE NO. 9 ON READER SERVICE PAGE →

**What a Beauty,  
What a Build  
And Boy!!!!  
What Performance!**




**The 176 is the up-top CB  
base antenna for on-top  
people . . . from**

**S Shakespeare**

**C/P Corporation Division, The Shakespeare Co., P. O. Box 5207, Columbia, S. C. 29205**

# 100% MUSIC POWER



PHOTOGRAPH BY FRANK EDDIE

Words are inherently limited in stimulating the emotions aroused by music. This is especially so in describing how high fidelity components perform.

With cartridges, for example, we speak of flat frequency response, high compliance, low mass, stereo separation. Words like these enlighten the technically minded. But they do little or nothing for those who seek only the sheer pleasure of listening.

We kept both aspects in mind when developing the XV-15 series of cartridges.

We made the technical measurements. And we listened.

We listened especially for the ability of these cartridges to reproduce the entire range

of every instrument. With no loss of power.

That's what it takes for a cartridge to recreate the most subtle nuances that distinguish one musical instrument from another. An oboe from an English horn. A trumpet from a cornet.

We call this achievement "100% music power."

When you play your records with an XV-15, you won't be concerned with even that simple phrase.

Instead, you'll just feel and enjoy the renewed experience of what high fidelity is really all about.

**PICKERING**




THE NEW PICKERING XV-15/750E.  
PREMIER MODEL OF THE XV-15 SERIES TRACKS AT 1/2 TO 1 GRAM. DYNAMIC COUPLING FACTOR OF 750 FOR  
USE IN FINEST TONEARMS. \$60.00. OTHER XV-15 CARTRIDGES FROM \$29.95. PICKERING & CO., PLAINVIEW, L.I., N.Y.

**CIRCLE NO. 30 ON READER SERVICE PAGE**



## Popular Electronics EXCLUSIVE



# Experimenters' Laser

SAFE, PRACTICAL LASER FOR HOME OR SCHOOL

BY C. HARRY KNOWLES

**U**NTIL NOW, the experimenter has found three things wrong with lasers: (1) they were expensive; (2) they were dangerous; (3) they were hard to get. That's why lasers have been used primarily by research laboratories and not by the ordinary electronics hobbyist.

In the last year or two, relatively low-cost laser assemblies have been available for use by schools, small research labs, and machinery manufacturers. However, many of these lasers bordered on the danger line with light outputs that could cause retinal damage to the eye if the laser were not handled properly.

With interest in lasers at an all-time high, it was inevitable that research

would eventually produce a laser whose output was reduced to the point where the beam was no longer dangerous to the eye and whose price did not require a "government grant" to support experimentation. The result is the safe, low-cost laser described here. Priced at \$49.50, this laser generates a modest 0.5 milliwatts at 6328 angstroms. The laser tube itself is available from a mail-order supplier (see Parts List) and the necessary high-voltage power supply may be assembled in a few hours.

**Laser Basics.** Without delving into the mathematics and quantum theory involved in the operation of a laser, the best way to describe the device is to

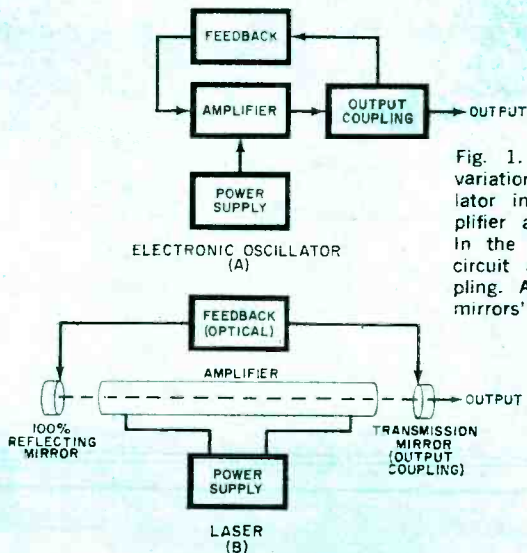


Fig. 1. The laser is essentially a variation of a conventional oscillator in that it has both an amplifier and a feedback mechanism. In the laser, part of the feedback circuit also forms the output coupling. Actually, "it's all done with mirrors"—made up in a special way.

compare it with a conventional electronic r.f. oscillator—the principles of operation of the two are quite similar.

As shown in Fig. 1A, an electronic oscillator has four main parts: an amplifier, a resonant feedback network, an output coupling port (including the antenna), and a power source. Figure 1B shows the corresponding parts of a laser. Here the amplifier can contain a mixture of gases or liquids, or it can be solid state. The laser described in this article contains a gaseous mixture of helium and neon.

When the laser's power supply delivers enough energy to cause a discharge in the gas tube, the neon atoms are elevated to a high energy state by colliding with the helium atoms. When the neon atoms drop back to their lower energy state, they give up energy at certain wavelengths. In this case the wavelength is 633 nanometers or 6328 angstrom units (in the deep red portion of the visible spectrum). As this light energy is propagated within the glass tube, it scatters helter-skelter in all directions. Some of the light is lost through the side walls of the glass tube, but the portion that travels down the center of the tube strikes other excited neon atoms within an internal glass capillary tube creating more light energy of the same wavelength.

Eventually the light strikes a mirror at one end of the laser and most is reflected back down the capillary tube. With a mirror at each end of the tube, the process continues—the beam bouncing back and forth until it builds up enough intensity to pass through one of the mirrors, which is only partially coated. The other mirror is 100% reflective and does not allow any part of the beam to escape in that direction. Thus we see how the laser gets its name—Light Amplification by Stimulated Emission of Radiation. It is important to note that this amplifier, and the critically spaced and designed optical feedback system, has a very narrow bandwidth around the 6328 Å wavelength.

In the helium-neon laser, light amplification is only 1.02 on each pass of the beam from one mirror to the other. Thus all losses must be kept below 2%. Very special care is taken in fabricating the laser and in coating and aligning the two mirrors. The gas mixture is pure, containing no contaminants. The transmission mirror is coated to allow 0.8% of the generated light to escape. Thus, as intense as the beam emitted appears to be, it is less than 1/100 as intense as the beam between the mirrors. It will be noted that lasing occurs only in the precision capillary tube that delineates the exact path between the mirrors.

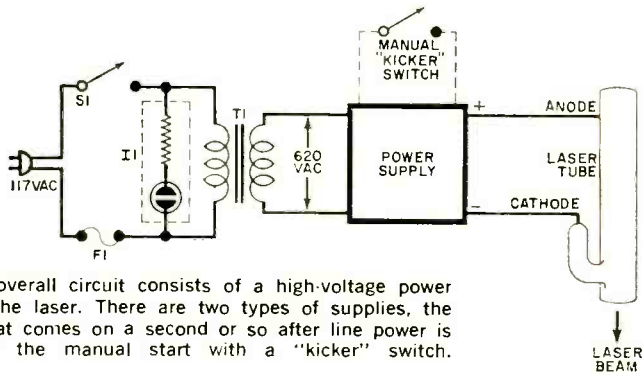


Fig. 2. The overall circuit consists of a high-voltage power supply and the laser. There are two types of supplies, the automatic that comes on a second or so after line power is applied, and the manual start with a "kicker" switch.

### PARTS LIST COMPLETE LASER

- FI—1-ampere fuse with holder
- I1—117-volt neon indicator and holder (can use NE-2 and 33,000-ohm resistor)
- S1—N.p.s.t. switch
- T1—Power transformer, 620-to-650-volt secondary

*Note—The laser tube is available from Metrologic Instrument Inc., 145 Harding Ave., Bellmawr, N.J. 08050 for \$49.50 plus \$1.25 postage. A complete laser housing including an aluminum extruded case, steel base, power switch, pilot light, and all mounting hardware is also available from the same source for \$15.*

**Properties of Laser Light.** There are four unique characteristics of laser light that make the device itself such a useful tool. These are: directionality, coherence, intensity and monochromaticity.

The directionality of laser light is due to the fact that only the light that is on the axis between the mirrors can escape from the laser. The other light contributes nothing to the output beam. Thus,

the laser light emerges inherently well collimated and highly directional, and thus useful for applications where an enormous concentration of light in a given direction is important.

The coherence (phase) of the light is due to the very high-Q resonant feedback network within the optical amplifier. Only light whose multiples of a half wavelength fits exactly between the mir-

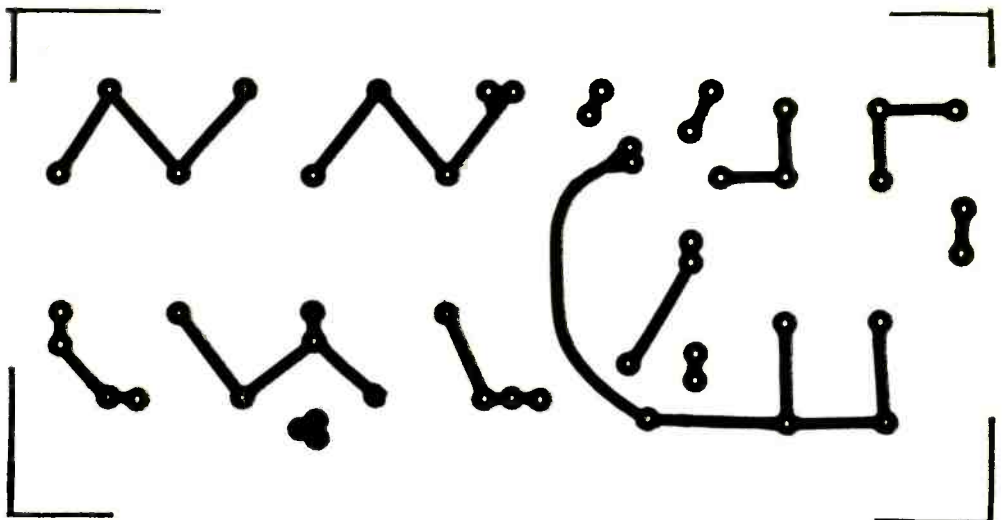
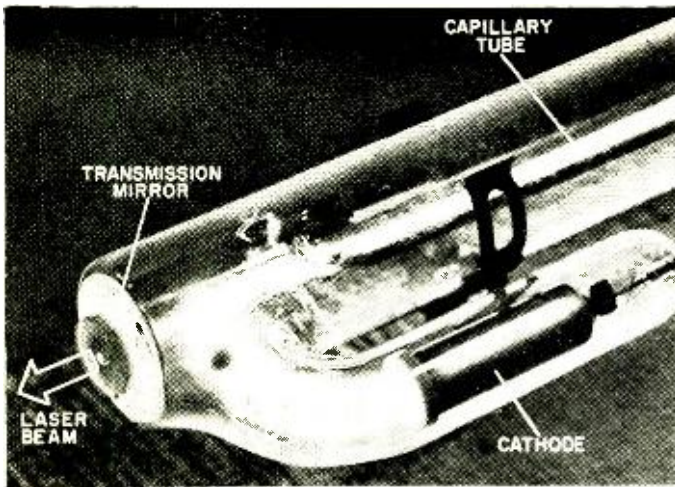


Fig. 3. Actual-size foil pattern for automatic start supply. Drill mounting holes at the four corners.



Close up of "business end" of the laser. Note use of capacitor clamps to secure laser in place. Make sure that exit optics are clean and laser is rigidly mounted on a chassis.

rors is allowed to propagate. Thus, standing waves are established between the mirrors and each light particle is in step with all the others—creating phase coherence.

Intensity and monochromaticity go hand in hand. Since the laser builds up energy of only one frequency, all the power in the laser beam is at that frequency. The spectral energy of the 6328 Å light produced by the laser approaches the intensity of the similar frequency emitted by the sun.

Monochromaticity (one color) is a result of the narrow pass band of the amplifier, plus the selectivity of the resonant feedback mirrors. The pass band of the laser described here is about 1200 MHz at a frequency of  $4.8 \times 10^{14}$  Hz (a Q of  $4 \times 10^5$  in the amplifier section). In addition, the filtering of the resonant mirrors reduces the output to lines whose frequencies are separated by one half the speed of light divided by the distance between the mirrors. In our laser, this is about 620 MHz. These lines are extremely narrow—less than 1 Hz wide. Thus, the laser can have a monochromaticity purity of better than one part in  $10^{15}$ . This permits very sharp filtering for laser communication to reduce background noise and provide an extremely high signal-to-noise ratio.

**Construction.** Before assembling the laser, a power supply must be built. You can use a supply that fires the laser automatically shortly after the line voltage

is applied to the supply, or you can use a supply with a momentary contact switch to turn the laser on. In either case, once the laser fires, it remains on until the line power is removed.

The high-voltage source for both power supplies is a 620-volt transformer as shown in Fig. 2. The automatic supply can be assembled on a printed circuit board using foil pattern shown in Fig. 3 and the circuit in Fig. 4A. Assemble components as shown in Fig. 5. The switched power supply can be built on a perf board as shown in Fig. 6 using circuit in Fig. 4B.

Once a power supply has been built, mount it in the metal enclosure (using short spacers) along one of the long walls. Mount the associated power transformer on one of the shorter walls. Mount power switch *S1*, pilot light assembly *II*, and fuse (in fuseholder) *F1* (see Fig. 2) on the short wall opposite the transformer. Make a small hole to accommodate the line cord, and put a rubber grommet in the hole to protect the cord. If the switched supply is used, mount the pushbutton switch in any convenient location.

The glass laser tube is supported by a pair of conventional electrolytic capacitor clamps, which are mounted on two spacers about an inch long. Mount the two spacers about  $4\frac{1}{2}$ " apart on the long center line of the top of the metal enclosure and straddling the short center line. Mount a two-lug terminal strip (none grounded) inside the chassis

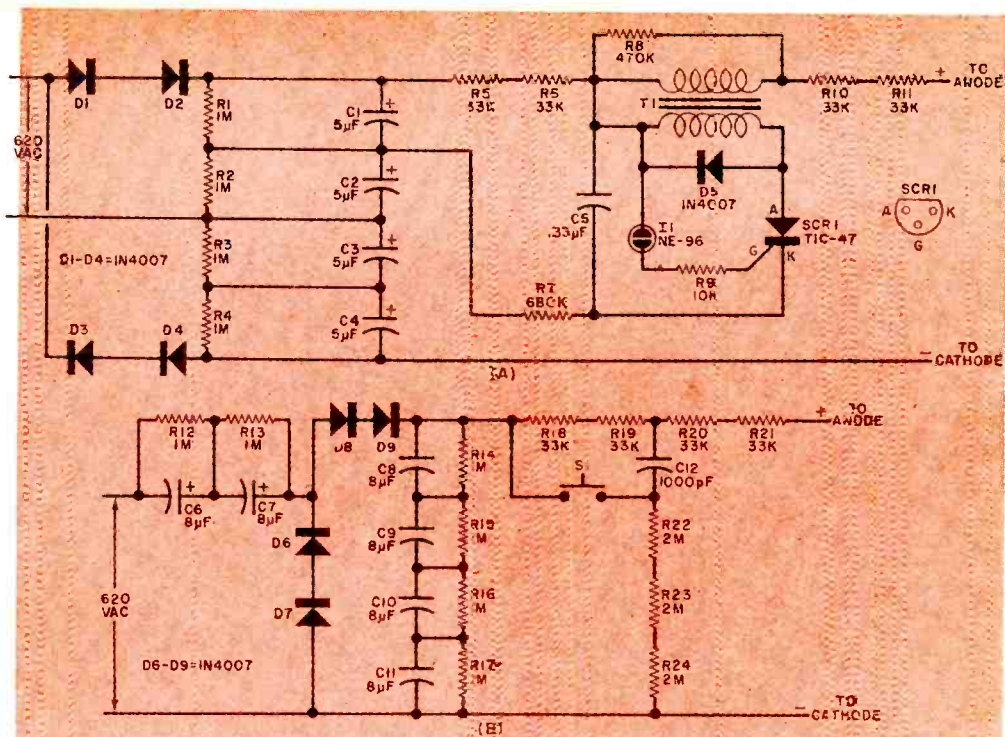


Fig. 4. You can use either of two power supplies—the automatic shown at (A) or the manual start shown at (B). As with all high-voltage power supplies, take great care once they have been turned on.

#### PARTS LIST (POWER SUPPLY)

C1-C4—5- $\mu$ F, 450-volt electrolytic capacitor  
 C5—0.33- $\mu$ F capacitor  
 C6-C11—8- $\mu$ F, 450-volt electrolytic capacitor  
 C12—1000- $\mu$ F, 1600-to-2000-volt capacitor  
 D1-D9—1N4007 diode  
 I1—NE-96 pilot light  
 R1-R4, R12-R17—1-megohm,  $\frac{1}{2}$ -watt resistor  
 R5, R6, R10, R11, R18-R21—33,000-ohm, 2-watt resistor  
 R7—680,000-ohm,  $\frac{1}{2}$ -watt resistor  
 R8—470,000-ohm,  $\frac{1}{2}$ -watt resistor  
 R9—10,000-ohm,  $\frac{1}{2}$ -watt resistor  
 R22-R24—2-megohm,  $\frac{1}{2}$ -watt resistor  
 SCR1—C106B2 (GE) or TIC-47 (Texas Instru-

ments) silicon controlled rectifier  
 S1—Normally open pushbutton switch, 2000-volt insulation (see photo page 32)  
 T1—Ignition coil, 200:1 ratio\*  
 Note—A complete power supply (automatic) including a PC board and all components is available from Metrologic Instrument Inc., 143 Harding Ave., Bellmawr, N.J. 08030, for \$17.50 plus \$1.00 postage.  
 \*Conventional ignition coil, critically damped using a resistor across the secondary to produce a single spike. A flashtube trigger transformer (Anglo MT 55, Allied Cat. No. 60 F 9387) may be substituted.

using the hardware for the laser mounting spacer that is closest to the controls.

Gently slide the laser tube into the clamps being careful to avoid the exhaust seal protruding from one side. Install the tube so that the cathode end (with the glass extension bulb) is toward the transformer end of the chassis.

Connections to the two leads on the laser must be made with clips, not solder. Bend the ends of both leads so that they point toward the top of the metal enclosure. Mark the enclosure at the two

points where the leads are aiming. Remove the laser tube and drill holes at the two points. Make the holes large enough to accommodate an insulated power lead.

Once the equipment has been assembled, wire the circuit as shown in Fig. 2. Cover the negative high-voltage lead with insulation (plastic tubing will do) and feed it through the hole under the cathode of the laser tube (the end with the glass bulb extension). Allow this lead to protrude through the top of the metal chassis for about an inch. Make a

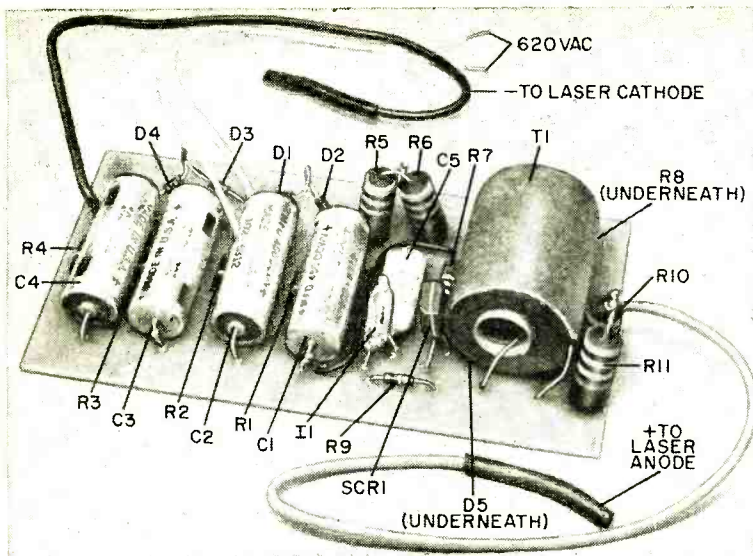


Fig. 5. Component installation on the automatic supply PC board. Transformer T1 is an ordinary ignition coil that has plastic case removed.

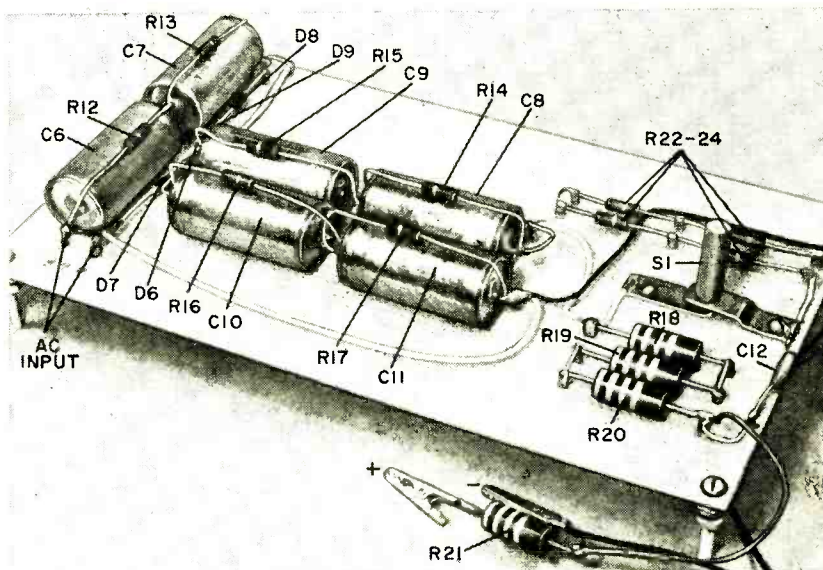
similar lead for the positive side of the supply and feed it through the hole to the laser anode.


Remove two pins from an old miniature tube socket and solder them to the leads from the power supply. Install the glass laser tube in the capacitor clamps making sure that the cathode end faces away from the controls. Orient the tube so that the cathode extension bulb is horizontal. Connect the power supply

leads to the laser leads to make tight friction fits. Center the laser on the metal chassis.

**Operation.** Being careful not to aim the laser beam (coming out of the cathode end) at a shiny surface, turn on the line power. If you are using the automatic power supply, the laser will give a couple of short light bursts and then lase con-  
(Continued on page 110)

Fig. 6. Switch S1 is made from two lengths of phosphor-bronze strip, one as fixed and the other as movable contact. Use a small piece of wood or plastic for pushbutton.





# THE LIVELY LASER

IT KEEPS BUSY FINDING PROBLEMS TO SOLVE

BY JOHN P. ROBINSON, JR.

**T**HE NUMBER of uses that can be found for a highly directional, extremely intense, coherent beam of light is staggering. The most recent—and most highly publicized—was in conjunction with the lunar landing of the Apollo 11 crew. Carefully placed on the lunar surface was a laser retro-reflector which will enable astronomers to determine not only how far the moon is from the earth, but to check the “wobble” of the lunar body in its orbit.

Only a laser with its enormous light concentration could have made this experiment possible. A beam of laser light can be focused to spread about one-third of an inch for each mile. The moon is about 238,350 miles away and the laser beam, on striking the surface of the moon, illuminates an area about one mile in diameter. By comparison, the

beam from the best available radar transmitter would have enlarged to 200 miles in diameter and—if it could have been constructed—a beam from a powerful searchlight would have spread over 12,000 miles in diameter at that range.

**Metalworking Tools.** Possibly one of the greatest and most unique applications for laser beams will be in the cutting and welding of extraordinarily hard metals. Holes that are as small as  $1/15,000$  of an inch or as large as one-half inch can be drilled with ease. Holes can easily be drilled through diamonds, the hardest material known to man. In only a couple of minutes, minute holes can be drilled through diamonds so that the diamond itself may be used as a wire-drawing die to fashion extremely fine wire.

Another trick in the laser bag is in the



This detection system uses a gallium-arsenide pulsed laser and an image converter viewing tube to find targets up to 300 feet away in complete darkness. Developed by Laser Diode Laboratories.

balancing of a gyro motor while the rotor is spinning at speeds up to 30,000 r/min. The pre-1960 method involves stopping the rotor, drilling a small indentation to correct the balance and then firing up the rotor to full speed. Because this process might be repeated several times, it took literally hours to finally balance this delicate mechanism. With a laser beam, balancing can be accomplished in minutes. Auxiliary electronic equipment is used to locate the positions of the "unbalancing" metal while the gyro is spinning at top speed. Then a pulse laser is fired at the spot to vaporize some of the metal until a perfect rotor balance is achieved.

The construction industry is finding many uses for the narrow, directional beam of the laser. Bridges, tunnels, and any other construction project involving a long critically aligned surface (including the wings of large aircraft) may be unflinchingly positioned with the aid of a laser. San Francisco engineers are using helium-neon lasers to ensure the alignment of the walls of a long aqueduct. At Stanford University, lasers were used to align the two-mile long linear accelerator tunnel which is used for 20-billion electron volt experiments.

**Miracles in Medicine.** One of the most publicized uses of lasers is in the medical field where they have been successfully employed in delicate eye surgery. Previously, a detached retina required complex surgery and a long recuperative period. Now one pulse from a laser and the retina is "spot welded" back in place. A few patients have even driven themselves home in their own cars immediately after the operation.

Melanomas, cancers of the skin, have been destroyed with the use of a pulse laser. The mechanism of how this is accomplished is not yet fully understood. A large number of competent medical workers are exploring this field with the latest laser equipment. Great emphasis is being placed on the non-thermal effects of laser beams while simultaneously attempting to develop a relationship to the post-radiation regression of tumors.

Even the dentist's drill may be replaced by a laser beam. One manufacturer doing research on the laser drilling



## TYPES OF LASERS

**Helium-Neon.** Helium-neon lasers are typically of low power, but they are especially useful where stable single-frequency operation is important. Such systems usually operate at wavelengths of 6328 angstroms, 1.15 microns (11,500 Å) or 3.39 microns (33,900 Å) depending on resonator design.

A major application is in optical alignment tools. These types are being used increasingly in construction work—bridge building, etc. Most small He-Ne lasers have a beam diameter of 1 to 3 millimeters, which is expanded to about one inch. A fan-shaped beam has been designed so that a reference plane is produced rather than a line.

**Carbon Dioxide.** The limiting efficiency of approximately 25 per cent is the highest known for any gas laser system; also, the highest unclassified continuous-wave output power is in excess of 8 kW. The system operates at a wavelength of 10.6 microns in either the continuous-wave, pulsed, or Q-switched modes. With the introduction of  $O_2$ , He,  $H_2$ , argon, and  $H_2O$  to a high-power  $CO_2-N_2$  system, the power is further increased by depopulating the lower laser level. The  $CO_2$  laser is attractive for terrestrial and extraterrestrial communications because of the low absorption window in the atmosphere between 8 and 14 microns. This system can also be used for metal cutting and welding. The  $CO_2$  is extremely versatile because one can easily produce a high degree of coherency, high continuous-wave power, or high peak powers through the use of Q-switching techniques. Of major significance from the hazard standpoint is the fact that  $CO_2$  radiation at 10.6 microns can be present in enormous power, yet is invisible to the human eye.

**Argon.** This ionized gas laser system operates at wavelengths of 4880 Å, 5145 Å, or 4579 Å in either continuous-wave or pulsed mode. Power generation is greatest when operating at 4880 Å and 5145 Å. Highest CW powers achieved have been on the order of 100 watts for one minute.

**Solid-State Crystalline.** The solid-state laser continues to find wide application. Of the ions with which laser action has been produced, perhaps  $Nd^{3+}$  in garnet or glass and  $Cr^{3+}$  in aluminum oxide have the greatest general inter-

est. A most attractive host for the neodymium ion is garnet (yttrium aluminum garnet, YAG, or yttrium iron garnet, YIG) because the 1.06-micron laser transition line is sharper than in other known host crystals. Frequency doubling to 5300 Å using lithium niobate crystals produces powers approaching the power available in the fundamental at 1.06 microns. In addition to frequency doubling, an interesting development which raises some questions about potential hazards is the production of picosecond ( $10^{-12}$  sec) pulses such as those obtained through modulation of the internal losses in the YAG-Nd system at the correct mode-locking frequency. Also, through the use of electro-optic materials such as KDP, barium strontium niobate or lithium tantalate, "tuning" or scanning for laser frequencies over wide ranges may be accomplished.

For example, a lithium niobate oscillator pumped at 5300 Å by a Q-switched, frequency-doubled YAG-Nd laser, can operate over a range of 0.59 to 5.0 microns. These developments, particularly those involving the generation of multiple laser wavelengths or rapid scanning through wide ranges, require special consideration of the design of eye-protection devices. It should be noted that the  $Nd^{3+}$ -glass systems have produced the greatest laser powers known to date—well in excess of 100 joules per pulse or greater than  $10^{10}$  Q switched. The ruby laser operating at a wavelength of 6943 Å is especially well suited for high-power single-pulse operation where energies in excess of 10 joules per pulse may be realized.

**Semiconductors.** The best-known example of an injection laser is the gallium-arsenide type whose operation depends on a *pn* junction. This device operates at a wavelength of 8400 Å but it should be noted that the wavelength range of all available types of semiconductor lasers is approximately 4560 Å to 51,000 Å. Generally speaking, the semiconductor is moderately low power in continuous-wave operation (milliwatts to several watts) and has a typically broad beam divergency (about 15 to 20°), unlike gas lasers which do not usually exceed a few milliradians. Certain semiconductor lasers are pumped by multi-kilovolt electron beams (for example, CdS at 4900 Å) which may introduce the additional question of ionizing radiation hazard.

of teeth reports that the reflected laser light changes color as the decay is removed.


Similar to the dentist's laser drill is a micro-surgical knife which will not only cut delicate tissues with ultra precision, but also cauterize as it cuts. Micro-surgical treatment of glaucoma using a laser to remove a portion of the iris of the eye is showing great promise. In cosmetic

medicine, doctors at a Cincinnati hospital have successfully removed a tattoo from a patient's arm. Because the laser beam penetrates translucent skin without harm, it can reach below the skin's surface where it will vaporize the darker pigment of the tattoo.

In one unusual application, an English tailoring firm has started to cut cloth with a carbon-dioxide laser. It is claimed

**Hunting for a better job?**

**Here's the  
license  
you need  
to go after  
the big ones**



**A Government FCC License can help you bring home up to \$10,000, \$12,000, and more a year. Read how you can prepare for the license exam at home in your spare time—with a passing grade assured or your money back.**

**I**F YOU'RE OUT TO BAG A BETTER JOB in Electronics, you'd better have a Government FCC License. For you'll need it to track down the choicest, best-paying jobs that this booming field has to offer.

Right now there are 80,000 new openings every year for electronics specialists—jobs paying up to \$5, \$6, even \$7 an hour...\$200, \$225, \$250, a week... \$10,000, \$12,000, and up a year! You don't need a college education to make this kind of money in Electronics, or even a high school diploma.

But you *do* need knowledge, knowledge of electronics fundamentals. And there is only one nationally accepted method of measuring this knowledge... the licensing program of the FCC (Federal Communications Commission).

**Why a license is important**

An FCC License is a legal requirement if you want to become a Broadcast Engineer, or get into servicing any other kind of transmitting equipment—two-way mobile radios, microwave relay links, radar, etc. And even when it's not legally required, a license proves to the world that you understand the principles involved in *any* electronic device. Thus, an FCC "ticket" can open the doors to thousands of exciting, high-paying jobs in communications, radio and broadcasting, the aerospace program, industrial automation, and many other areas.

So why doesn't everyone who wants a good job in Electronics get an FCC License and start cleaning up?

The answer: it's not that simple. The government's licensing exam is tough. In fact, an average of two out of every three men who take the FCC exam fail.

There is one way, however, of being pretty certain that you will pass the FCC exam. And that is to take one of the FCC home study courses offered by Cleveland Institute of Electronics.

CIE courses are so effective that better than 9 out of 10 CIE graduates who take the exam pass it. That's why we can back our courses with this iron-clad Warranty: Upon completing one of our FCC courses, you must be able to pass the FCC exam and get your license—or you'll get your money back!

**They got their licenses and went on to better jobs**

The value of CIE training has been demonstrated time and again by the achievements of our thousands of successful students and graduates.

**2 NEW CIE CAREER COURSES**

**1. BROADCAST (Radio and TV) ENGINEERING...** now includes Video Systems, Monitors, FM Stereo Multiplex, Color Transmitter Operation and CATV.

**2. ELECTRONICS ENGINEERING...** covers steady-state and transient network theory, solid state physics and circuitry, pulse techniques, computer logic and mathematics through calculus. A college-level course for men already working in Electronics.

Ed Dulaney, Scottsbluff, Nebraska, for example, passed his 1st Class FCC License exam soon after completing his CIE training...and today is the proud owner of his own mobile radio sales and service business. "Now I manufacture my own two-way equipment," he writes, "with dealers who sell it in seven different states, and have seven full-time employees on my payroll."

Daniel J. Smithwick started his CIE training while in the service, and passed his 2nd Class exam soon after his discharge. Four months later, he reports, "I was promoted to manager of Bell Telephone at La Moure, N.D. This was a very fast promotion and a great deal of the credit goes to CIE."

Eugene Frost, Columbus, Ohio, was stuck in low-paying TV repair work before enrolling with CIE and earning his FCC License. Today, he's an inspector of major electronics systems for North American Aviation. "I'm working 8 hours a week less," says Mr. Frost, "and earning \$228 a month more."

**Send for FREE book**

If you'd like to succeed like these men, send for our FREE 24-page book "How To Get A Commercial FCC License." It tells you all about the FCC License... requirements for getting one... types of licenses available... how the exams are organized and what kinds of questions are asked... where and when the exams are held, and more.

With it you will also receive a second FREE book, "How To Succeed In Electronics." To get both books without cost or obligation, just mail the attached postpaid card. Or, if the card is missing, just mail the coupon below.

**ENROLL UNDER NEW G.I. BILL.** All CIE courses are available under the new G.I. Bill. If you served on active duty since Jan. 31, 1955, or are in service now, check box on reply card for complete details.

**CIE Cleveland Institute of Electronics**

1776 E.17th St., Cleveland, Ohio 44114

Accredited Member National Home Study Council  
A Leader in Electronics Training... Since 1934



**Cleveland Institute of Electronics**  
1776 East 17th Street, Cleveland, Ohio 44114

Please send me without cost or obligation:  
Your 44 page book "How to Succeed In Electronics" describing job opportunities in Electronics today, and how your courses can prepare me for them.  
Your book on "How To Get A Commercial FCC License."

I am especially interested in:

Electronics Technology     Electronic Communications  
 Broadcast Engineering     Industrial Electronics  
 First Class FCC License     Electronics Engineering


Name \_\_\_\_\_ (PLEASE PRINT)  
Address \_\_\_\_\_  
City \_\_\_\_\_  
State \_\_\_\_\_ Zip \_\_\_\_\_ Age \_\_\_\_\_

Check here for G.I. Bill information    **PE-91**

**CIRCLE NO. 12 ON READER SERVICE PAGE**

that the use of the laser ensures a clean, heat-sealed cut with no fraying. A variation of this technique has also been used by electronic component manufacturers to "trim" the values of glass-encapsulated carbon-film resistors.

**Fantastic Holography.** An extremely interesting use of lasers is in the area of holography—which will be discussed on these pages in detail in the January 1970 issue. A hologram is an optical image resulting from the shining of a coherent light source (like a laser)



Using three lasers (one for each basic color) and mechanical scanning methods, the projection system shown here provides a bright, 58" wide by 31" high TV display. Video comes from a conventional color TV receiver. The system is being developed by General Telephone and Electronics Laboratories.

through a special photographic negative. Unlike the flat, two-dimensional image one sees from a conventional piece of photographic film, the hologram is in true three dimensions. No special glasses or viewing screens are required. In fact, the viewed image seems to be suspended


in air. What makes it so special is that you can look around the image and see its sides, just as you could if the original were actually suspended in front of the observer. It is undoubtedly possible that completely new filming techniques will result from holography.

Research is also taking place to use three different laser beams (one red, one blue and one green) to produce a very large, bright television viewing screen. Such screens would be useful for public TV viewing in theatres. A system of this type will be shown at the Osaka, Japan World's Fair.

Lasers will also revolutionize the entire communications industry. It is quite conceivable that, within the next decade, lasers will have supplemented or largely replaced many of the microwave communications links scattered throughout the world. The use of laser beams in such a fashion will enable each microwave link to carry literally thousands more signals. In fact, it is technically impossible, but theoretically predictable that a laser could be modulated with all of the radio frequency spectrum and still have plenty of room left over.

Laser beams will also be used for deep-space communications. Just like the enormous dishes used for radio frequency satellite communications, a laser beam can be directed so sharply that its ultimate accuracy is limited only by the optics and precision of the telescope used in aiming it. Thus, a laser used in conjunction with some of the larger astronomical telescopes would ensure—at least one way—communications to the edge of the solar system.

**What Of The Immediate Future?** Lasers are getting smaller and generating higher power. Sylvania Electronics recently demonstrated a very small laser with an internal heat exchanger to cool the gases in the lasing area. This cooling technique can help produce enough beam power to cut hard metals and refractory materials. This development may foreshadow the introduction of low-cost tools for the metalworking industry. It also indicates that we may soon see small but extremely powerful communication links between urban areas and greatly simplified intercontinental TV and telephone relay networks.



# CAUTION

# LASER

FOLLOW THE RULES—

AND THERE'S NO PROBLEM

BY LEWIS B. LLOYD

**P**ART OF ANY new scientific development (especially where electromagnetic radiation is involved—atomic, radio, or light) is the possibility that hazards to human safety may exist. The laser is no exception and, as the presence and use of lasers become more widespread, the importance of the possible hazards is receiving more and more attention.

The dangers involved with the laser are particularly important because they can be so easily overlooked. (Though to date there has been no major laser injury.) Many people fail to appreciate the fact that a simple beam of light can be dangerous. They seem to forget that the output of a weak laser directed at a small spot can be 100,000 times as intense as the same area on the surface of the sun.

Obviously, since the human skin and especially the eyes are very sensitive to light, the application of such an intense light to these photosensitive surfaces can cause permanent damage. Most important, where a laser is concerned, distance does not contribute to safety. At 10 miles, the beam from a 6-inch parabolic-reflector searchlight spreads out to approximately 1760 feet; however, at the same distance, an ordinary laser beam diverges less than four feet—and

thus retains its extremely high intensity.

Another hazard connected with the laser is that specular reflections off a smooth surface can also be dangerous. Obviously, then, mirrors, bench tops, shiny tools, rings, wristwatches, etc. can be likened to "secondary lasers" and must be treated with the same caution as the actual laser.

**Helium-Neon Laser.** The helium-neon laser described in the article in this issue of *POPULAR ELECTRONICS* is widely used in alignment and fine measurements in a number of industrial and research activities. With a maximum light output of 0.5 milliwatts, it is considered to be little more dangerous than a white point-source light of comparable intensity. However, since laser effects have been virtually unexplored and because adequate data on chronic exposure do not exist, some general safety rules should be followed in working with this or any other laser. These rules should be followed even though the *POPULAR ELECTRONICS* laser output is considered to be far below the level of possible danger to the eyes.

**Laser Safety Rules.** Follow these rules at all times:

1. NEVER look directly into a laser

### THE THIN RED LINE

The light output of a helium-neon laser is many thousands of times brighter than that of a high-pressure mercury arc lamp. That is why you should never stare directly into the beam.

A laser beam is visible for a considerable distance, even in daylight. At night, depending on the clarity of the atmosphere, the beam is visible (on axis) for many miles. The small laser described in this issue has been tested to slightly less than one mile.

In a typical gas laser, the beam is only a couple of millimeters in diameter when it leaves the laser and diverges (enlarges) at a rate of approximately one part in 2000. Typically, a laser beam would produce a circle about 1 foot in diameter at 2000 feet. Lenses can be used to reduce the circle size and to increase the range.

The laser beam can be reflected around corners using front-surface mirrors. It will also pass through fiber optics. In both of these applications, the laser beam retains its coherency.

beam (on axis) either with the naked eye or through binoculars or a telescope at a distance. Remember that a laser beam usually cannot be seen unless there are airborne particles (smoke, dust, etc.) to provide scattered reflecting surfaces. With some lasers, the beam cannot be seen even under these conditions.

2. DO NOT rely on tinted glass, sunglasses, or other eye-protective devices unless the filtering medium has been specifically designed to attenuate the wave-length of the laser in question. There is no one type of filter glass that protects at all laser frequencies.

3. NEVER leave an activated laser unattended. An unsuspecting person may accidentally look into the beam. A warning sign or audible signal should be used

### THE SMALL RED DOT

When a laser beam is aimed at a light-colored surface, there will not be a clearly defined spot. The spot seems to take on a "graininess" and to "dance" in place. This is caused by a complex afoval interference pattern that exists between the observer and the diffuse surface. The eye of the person looking at this spot tends to relax and he focuses behind the spot if he has normal eyesight (emmetropic) or is far-sighted (hyperopic). If he is near-sighted (myopic), the focus occurs in front of the surface. Because of parallax, if the observer moves his head from side to side, the granular pattern appears to move with him if he has normal eyesight or is far-sighted and opposite to the head motion if he is near-sighted. (All of this is obviously without the viewer's using corrective lenses.)

to indicate when a laser is operating.

4. For general experimenting, room lighting should be high (about 200 foot candles) to keep the eye pupil small and reduce the possibility of retinal damage due to inadvertent exposure.

5. Unless the experiment is fully protected. NEVER shine a laser beam on a specular surface since reflections may approach direct beam intensities. Such reflections are difficult to predict and can make off-axis viewing as potentially dangerous as direct on-axis viewing. Special care must be taken with watch crystals, metallic watch bands, rings, tools, glassware, door knobs, screw heads, etc. The floor, bench tops, cabinets, should be covered with a dark, light-diffusing material.

6. BEWARE of electrical hazards. All of the possible danger in a laser is not confined to the light beam. The laser power supply can also cause physical damage if high-voltage terminals are contacted. Remember that high-quality filter capacitors retain a charge after the system has been shut down. Capacitors should be discharged before attempting any adjustments to the laser tube or associated electronics. A protective cover should be placed over the laser tube (except for the end where the beam is emitted) to prevent accidental contact with the high-voltage leads. Adequate grounding should be provided for all metal chassis and other hardware.

7. DO NOT operate a laser in rain, snow, fog, or heavy dust. Here again, potentially dangerous secondary specular radiation can result.

8. DO NOT inadvertently or intentionally track vehicular or airborne traffic with a laser beam.

9. Set up a safe laser operating procedure. Make up a check list and follow it precisely each time the laser is used.

10. If a flash-tube pulsed laser is used, the flash tube should be shielded. If it isn't, avoid looking directly at the flash tube when it fires. Intense white light, ultraviolet, and infrared radiation occur at the instant of firing. Overexposure to ultraviolet can cause blindness.

Until a great deal more is known about the biological effects of a laser beam—even those of "safe" lasers—treat all laser beams with the greatest of respect.

-30-

# Rally Round the Reflex

BY DAVID B. WEEMS

## Part Two

**Note:** Part I of this article, describing various phases of reflex speaker enclosure design, appeared in the November issue of POPULAR ELECTRONICS.

**L**AST MONTH we noted that choosing the frequency to which an enclosure is to be tuned is not as simple as it might seem. Traditionally, the free-air resonant frequency of the loudspeaker is used. There are certain situations, however, in which this practice produces poor bass performance.

For example, in Table II, the University models 312 and 315C have claimed resonances of 16 and 17 Hz, respectively, and yet are suggested as usable in enclosures that are tuned to 50 Hz. The tuning to 50 Hz was probably the principal decision in the design of these enclosures. The University enclosures listed are the correct size to permit the system to be tuned to 50 Hz with a port area equal to effective cone area. But why 50 Hz? Hugh Morgan, Consultant for Research and Development at University Sound, tells us what would happen if such a system were tuned to the speaker's free-air resonance:

"Since reflex operation enhances response only 2-3 octaves above resonance, the resultant curve would peak at resonance and then sag badly in the important 70-150-Hz area, above which the main cone output would begin to 'catch up' to the combined speaker-port resonance area output. Musically, this would be a rather un-listenable system. It would appear to have poor bass. This is characteristic of very low-resonance speakers when classically reflexed."

Note that in the design of the reflex enclosures recommended by Hugh Morgan, the old objective of controlling the cone at resonance was secondary to obtaining uniform low frequency response in the musically important ranges. In other words, the output from the port is placed at those frequencies which are most needed to complement the response of a particular loudspeaker. To choose the port tuning on such a basis, the designer should have access to response curves of the loudspeaker.

Another reason for challenging the practice of tuning every enclosure to the free-air resonance of the speaker is given by T. W. Richardson of the James B. Lansing Technical Service Department:

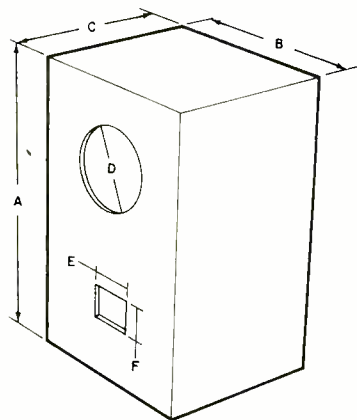


Fig. 3. "Universal" enclosure recommended by T. W. Richardson for "orphan" loudspeakers. Tune enclosure to 40 Hz. Use  $\frac{3}{4}$ " plywood, well braced, and glued and screwed together with glue blocks inside the corners. Volume should be at least 5 cu. ft. Typical values for A, B, and C would be 30", 21", and 14.5" respectively. If tuning equipment is not available, try 4 in. for E and  $3\frac{1}{2}$  in. for F.

**TABLE II—BASS REFLEX ENCLOSURES FOR POPULAR LOUDSPEAKERS**

MANUFACTURER AND MODEL	OPTIMUM VOLUME (cu ft)	TUNING SPECIFICATIONS	RECOMMENDED DAMPING MATERIAL	COMMENTS
<b>Altec Lansing</b>  All models	Not specified	See comments		Enclosures tuned to free-air resonance of speakers. Complete instructions given in "Speaker Enclosures: Their Design and Use," Altec Lansing, 1515 S. Manchester Ave., Anaheim, Calif. 92803. Price \$1.00.
<b>James B. Lansing</b>  LE8T/PR8  LE8T  LE12C  D130	2  3 to 5  4 to 6  4.5 to 6	Use PR8 passive radiator 13 sq in., 3" tunnel 15 sq in., 3" tunnel 15 sq in., 6" tunnel 20 sq in., 5" tunnel 25 sq in. 35 sq in.	Acoustical fiberglass, Kimsul, Tufflex, or felt rug padding.	These values were chosen as "best compromise" between space requirements and optimum-performance larger enclosure. Note: 2 cu ft is maximum for LE8T with PR8. Minimum volumes are: LE8T—0.75; LE12C—2.2; and D130—2.5 cu ft. Information on enclosures of all sizes recommended is given in publication CF802, "Loudspeaker Enclosure Construction Manual," a very useful booklet for use with any PBL speaker. Order from James B. Lansing Sound, Inc., 3249 Casitas Ave., Los Angeles, Calif. 90039. Price 50¢.
<b>Jensen</b>  SG80  DL220  SG223	1 (1775 cu in.) 4 (6940 cu in.) 8.3 (14,400 cu in.)	3" I.D. x 4" long duct 3" I.D. x 5" long duct 4¾" I.D. x 5½" long duct	Fiberglass	Enclosures tuned to free-air resonance of speakers. Volume is selected for optimum transient response rather than lowest bass cutoff or maximum output. Information for enclosure construction is packed with each Jensen speaker.
<b>University</b>  Diffusicone 8 312 315C	8 10 17	28 sq in. 78 sq in. 133 sq in.	Tufflex for lining. Spun glass wool as air space damper.	Models 312 and 315C are not designed for "classical" reflex operation, but enclosures here would give good performance, arbitrarily tuned at 50 Hz (see text). Avoid narrow slot shapes for these ports. Information for smaller enclosures packed with these and other University speakers.



"For one thing, the resonance changes as soon as the speaker is put into a box. And it is this system resonance that determines where a port should be tuned for maximum bass radiation."

Richardson also mentions that you should know the kind of response your speaker has before deciding where to put the port frequency. He also says that it may be desirable to tune for other purposes than maximum bass radiation.

"For example, in most JBL bookshelf systems, the port is tuned considerably below the closed-box frequency. In these models we are primarily interested in reducing distortion and limiting cone travel at very low frequencies rather than trying to get maximum bass efficiency."

**The Next Step.** What course should the builder of speaker enclosures at home follow? Obviously, where they are applicable, he should follow the instructions of the manufacturer. But, if you want to produce an enclosure of unusual size or one that is in any way different from the manufacturer's recommendations, you can improvise and yet be consistent with his practice. First, estimate the tuning frequency of the manufacturer's recommended enclosure by reference to a published chart. Then tune your new enclosure to the same frequency. The results should be on the target—if not right in the bull's-eye.

Of course, these instructions are of no help if you are the owner of a nameless speaker or one that is supplied without enclosure information. Or if you have no test equipment. For you, T. W. Richardson has some advice:

"If I were a home constructor, building an enclosure for an "orphan" loudspeaker, I would tune the port to about 50 Hz, period! If I had no equipment to check port resonance, I would use a published enclosure design—one as large as possible—with preferably 5 cubic feet or more of internal volume."

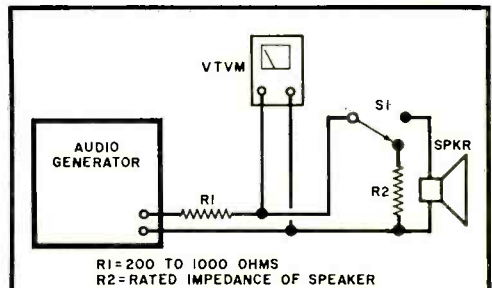
G. A. Briggs, the English authority, says:

"If the user has no technical equipment for checking resonances and resonance frequencies, I think the best plan would be to have a vent with a sliding panel so

the area could be adjusted to the best position on a listening test.

"If we are dealing with small enclosures—about 1 cubic foot—my own preference is for the slotted back, which helps to cut down resonances. And I would prefer a smooth response to resonant peaks which some people like to have as bass improvement."

Mr. Briggs's compact is detailed in Fig. 4, and a "full-size" enclosure such as that recommended by Mr. Richardson is shown in Fig. 3. Listening tests on several speakers in a box tuned to 40 Hz indicated very satisfactory results. In some cases, it appeared to be desirable to tune the enclosure to a



#### HOW TO RUN AN IMPEDANCE CURVE.

To run and plot an impedance curve, follow the test hook-up shown in the diagram. Assuming you have an 8-ohm speaker, in which case R2 should equal 8 ohms, the procedure is as follows.

1. Set the audio generator frequency to 200 Hz.
2. With the switch turned to R2, adjust the generator output so that the VTVM (or other a.c. voltmeter) has a reading of 8 or 80 units (for example 80 millivolts). The exact value isn't important, but choose a reading that is about half the meter scale allowing enough switchable range above it for the meter to record the peaks.
3. Switch S1 from the resistor to the speaker.
4. Maintain constant output and sweep the generator down the scale from 200 to 20 Hz, stopping at the following frequencies to take readings: 200, 175, 150, 125, 100, 90, 80, 70, 60, 50, 40, 30, 20.
5. Repeat the sweep and watch for peaks. Record the frequency and reading for each peak or valley. For example: you may have recorded a reading of 40 at 80 Hz and also at 70 Hz. But on the rerun you note that there is a peak of 50 at 75 Hz. Since the exact position of the peak is of some import, it should be recorded.

Note that although your readings are a.c. voltage readings, you may consider them to be impedance values in ohms.

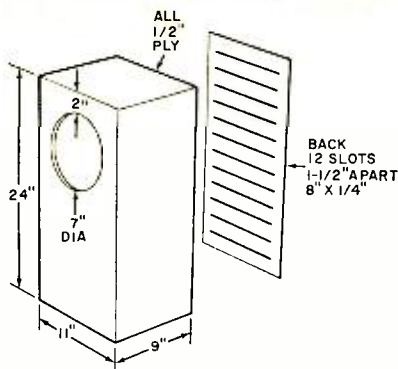


Fig. 4. Compact (1 cu ft) enclosure for 8" speakers has all sides lined with 1" absorbent material. Back is lined with soft cloth. Slots may be made by cutting strips of  $\frac{1}{2}$ " plywood to proper width and mounting them on a frame width  $\frac{1}{2}$ " spacing. Or cut a row of 10 holes  $\frac{1}{2}$ " in diameter to give about the same area as the 8" x  $\frac{1}{4}$ " slot.

slightly high frequency—45 or 50 Hz. To allow for this possibility and follow Mr. Briggs's suggestion of a sliding panel, you might enlarge the port of the enclosure in Fig. 3 to  $E = 7"$  and  $F = 4\frac{1}{2}"$ . Then install a sliding panel or temporarily screw a panel to the baffle to vary the port size.

The best results in most cases will occur when the area of the port is between 14 and 25 sq in. Note that, if we follow the rule of thumb given earlier to determine enclosure size by port area (port area equal to at least 30% of the effective cone area), this enclosure is as suggested by Mr. Richardson, at the low limits for 12" speakers. Of course, even smaller enclosures may be tuned to 40-50 Hz by means of a duct behind the port.

**Damping Material.** Another decision that the enclosure builder must make is: what kind and how much padding should be used. Here's what the experts say about the kind:

*Novak:* "The advantage of fiberglass is its ready availability and the fact that it is obtainable in many densities. The acoustic resistance is a function of density.

"Any material consisting of loosely packed or woven fibers will probably work well. The properties of fiberglass have been thoroughly documented and it is, therefore, the material that is most often used."

*Richardson:* "Almost anything that is absorbent to sound and not too bulky or flaky *can* be used to line loudspeaker enclosures. This includes acoustical fiberglass, Kimsul, Tufflex, felt, rug padding, old blankets, cotton waste, and what-have-you. However, best results will be obtained with the first three items."

*Morgan:* "We have found Tufflex to perform very well as lining material and spun glass wool to be effective as an air-space damper and volumetric expander."

Mr. Morgan points out that different systems may use padding for different purposes and says that the characteristics of the padding should match the purpose.


As to how much padding to use: the usual purpose of padding is to act as a boundary reflection damper and common practice (as recommended by JBL) is to line a minimum of 50% of the inside walls of the enclosure. T. W. Richardson says:

"The only function of this padding is to absorb some of the mid-range energy that otherwise might be reflected back through the cone or out through the port opening and introduce unwanted peaks. With 50% lining, you have a padded side facing an unpadded side.

"For example, line the top, back, and side. Once you start using more damping material than that, the mid-range will begin to sound less 'live.' The exact location and amount of padding are not overly critical unless you are a perfectionist."

Some experimenters, utilizing "stuffing" as an air-space damper, have recommended filling a bass reflex enclosure with damping material. Novak, while admitting that the practice smooths the impedance curve, reduces phase shift and improves loading, questions it because it absorbs power. He does recommend acoustic resistance to cure hang-over by means of a fiberglass collar over the speaker. Richardson says that hang-over almost always occurs at the frequency of the upper impedance peak and points out that damping the port itself will not help this particular problem but only reduces the advantages of the ported enclosure. Morgan is skeptical of the practice for home experimenters, on the

(Continued on page 115)



## SEMICONDUCTOR BREAKDOWN TESTER

CHECKING PIV WITHOUT DAMAGE

BY JOHN DEHAVEN

If you are a typical electronics experimenter, you most likely have a collection of semiconductors of questionable characteristics—some of them even unmarked. Of course you can check diodes for front-to-back ratios, opens, and shorts with an ohmmeter; and you can check transistors for gain and leakage if you have a transistor checker. But how do you check them for the important breakdown voltage? If you don't know that a device will withstand the voltage of the circuit in which you want to use it, you might as well forget the whole thing.

You can find the answer easily if you build the breakdown tester described in

this article. The tester will check all diodes and transistors up to 300 volts (except MOS field-effect transistors) and the only other equipment you need is a voltmeter. Many other devices may be tested also.

No semiconductor junction is destroyed just by "breaking it down." Destruction of a junction in a circuit is usually caused by high current or by heating due to high power dissipation. In this tester, sufficient voltage is applied to the device to break it down, but the current (and, therefore, power dissipation) is limited to protect the device. Protection is also insured by the fact that many devices will withstand

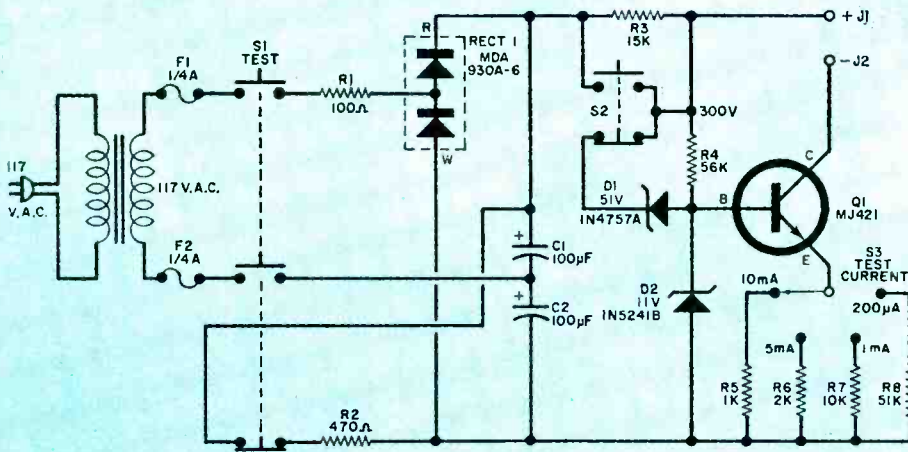


Fig. 1. Operating voltage is applied only when S1 is depressed. Constant-current source (Q1) limits current flow through the semiconductor to a safe value.

### PARTS LIST

C1, C2—100- $\mu$ F, 200-volt electrolytic capacitor  
 D1—IN4757A, 51-volt zener diode  
 D2—1N5241B, 11-volt zener diode  
 F1, F2— $\frac{1}{4}$ -ampere, 3AG fuse with dual holder  
 J1, J2—Dual red/black universal binding post (H.H. Smith 269RF or similar)  
 Q1—Transistor (Motorola MJ421) with TO-5 heat sink (Wakefield 150)  
 R1—100-ohm, 1-watt resistor  
 R2—470-ohm, 1-watt resistor  
 R3—15,000-ohm 5-watt resistor (Ohmite 200-5 $\frac{1}{4}$  or similar)  
 R4—56,000-ohm, 2-watt resistor

R5—1000-ohm, 5% resistor  
 R6—2000-ohm, 5% resistor  
 R7—10,000-ohm, 5% resistor  
 R8—51,000-ohm, 5% resistor  
 RECT1—400-volt voltage doubler (Motorola MDA930A-6)  
 S1—3-pole, d.t. pushbutton switch (Switchcraft 1009 or 4009)  
 S2—S.p.d.t. pushbutton switch (Switchcraft 1003 or 4003)  
 S3—S.p. 4-position rotary switch (Acro 32151 or similar)  
 Misc.—7 $\frac{3}{4}$ " x 4 $\frac{1}{8}$ " x 2 $\frac{3}{8}$ " plastic utility box with metal cover, line cord, terminal strips, capacitor clips, test leads, mounting hardware, test clip adapter (Grayhill 2-2), etc.

five to ten times their continuous power dissipation rating for the brief time that it takes to press a button and read a meter. The test method used here is similar in principle to that used by industry to measure these parameters.

**Construction.** The circuit of the breakdown tester is shown in Fig. 1. Layout is not important and any type of enclosure may be used. You could even put it in an existing transistor tester if there is room. The prototype shown in the photos was built in a 7 $\frac{3}{4}$ " x 4 $\frac{1}{8}$ " x 2 $\frac{3}{8}$ " bakelite box with an aluminum panel for the controls. Interior layout of the prototype is shown in Fig. 2. Terminal strip construction was used because of the small number of components.

Transistor Q1 should have thermal grease between the heat sink and the transistor and the sink should be mount-

ed so that it is electrically isolated from the chassis. You can use a spacer cut from an old circuit board for the insulation. The dual binding post (J1 and J2) called for in the Parts List is fully insulated when properly mounted.

Identify the red terminal as positive (+) and the black terminal negative (-). If individual binding posts are used, be sure they are on  $\frac{3}{4}$ " centers to match the optional test clip adapter. No portion of the circuit should be in contact electrically with the case. An isolation transformer (T1) is used as an additional safety measure.

A pair of leads with banana plugs on one end and insulated alligator clips on the other may be used for test connections or you can assemble the test clip adapter shown in the photos. The adapter is very valuable for sorting diodes or transistors with long leads.

**TABLE I—POWER IN TEST DEVICE**

Voltage range	Test current	Power
0-50	200 $\mu$ A	0-10 mW
	1 mA	0-50 mW
	5 mA	0-250 mW
	10 mA	0-500 mW
0-300	200 $\mu$ A	0-60 mW
	1 mA	0-300 mW
	5 mA	0-1.5 W
	10 mA	0-3.0 W

The cost of the tester can be reduced by using devices with 10% tolerances for *D1*, *D2* and *R5* through *R8*, although current values will be slightly off. To select 10% devices for *D1* and *D2*, delete the "A" and "B" suffixes from the type numbers given in the Parts List. It is not advisable to use a substitute for *Q1*, although the Motorola MJE2252 (at a higher price) will work and the MJE340 can be tried. Both of these devices require different heat sinks, however. Any pair of silicon rectifiers rated at 400 volts or more may be used in place of *RECT1*.

**Checkout.** Supply a.c. power to the tester and connect a d.c. voltmeter (minimum 20,000 ohms per volt on the 300-volt scale) to the test terminals. When the TEST button is depressed, the meter should indicate about 50 volts. This is the maximum voltage applied to a device with only the TEST button depressed. It is determined by zener diode *D1* and should not vary throughout the life of the tester.

When the TEST and 300 V buttons are depressed simultaneously, the observed voltage should be around 300 volts, the actual value depending on the supply-line voltage. Current values may be verified by connecting a milliammeter to the test terminals. Read the currents produced for the various positions of the TEST CURRENT switch. They should be very close to nominal if the specified components have been used. The values may be trimmed, if necessary, by adjusting the values of resistors *R5* through *R8*. Minor deviations will be of little consequence in the operation of the tester.

**Operation.** It is convenient to attach the voltmeter probes under the nuts of

the output terminals, leaving the banana jacks free for the test clip adapter or test leads. A suitable test current is selected on *S3* (see Tables I and II) and then, *after* the operator has removed his hands from the device being tested and the test connectors, the TEST button is depressed.

If the junction being tested is inadvertently connected "backwards" so that the junction is forward biased, a very low voltage will be indicated. This technique can be used to determine the polarity of an unknown device and to measure forward voltage drops at various currents.

**Precautions.** The tester will produce 300 volts at the test terminals; therefore do not touch the device under test or anything connected to it with either pushbutton depressed. Do not use a metal-encased voltmeter having its common lead connected to the case. The case of

**TABLE II—TEST CONDITIONS**

DEVICE	CONDITION
<b>Diodes</b>	
Silicon, glass or epoxy, top-hats, etc. to 1A	200 $\mu$ A
Silicon, power	5 mA
Germanium, most junction types	200 $\mu$ A
Germanium, point contact	1 mA
	(50V only)
Zener, up to 1W, less than 50V	5 mA*
Zener, up to 1W, over 50V	1 mA**
Zener, over 1W	10 mA**
4-layer	200 $\mu$ A
3-layer trigger, under 50V	5 mA
3-layer trigger, over 50V	1 mA
<b>Transistors</b>	
Silicon, small signal, under 1W	200 $\mu$ A
Silicon, power, 1 to 10W	1 mA
Silicon, power, over 10W	5 mA
Germanium, small signal, planar	1 mA
Germanium, small signal, alloy or unknown	1 mA
	(50V only)
Germanium, power	10 mA
Junction FET	200 $\mu$ A
<b>Thyristors</b>	
SCR, gate breakdown	200 $\mu$ A
SCR, forward and reverse blocking	1 mA
Triac, forward and reverse blocking	10 mA
4-layer diode	200 $\mu$ A
*To 10 mA for Zz	
**To 5 mA for Zz	

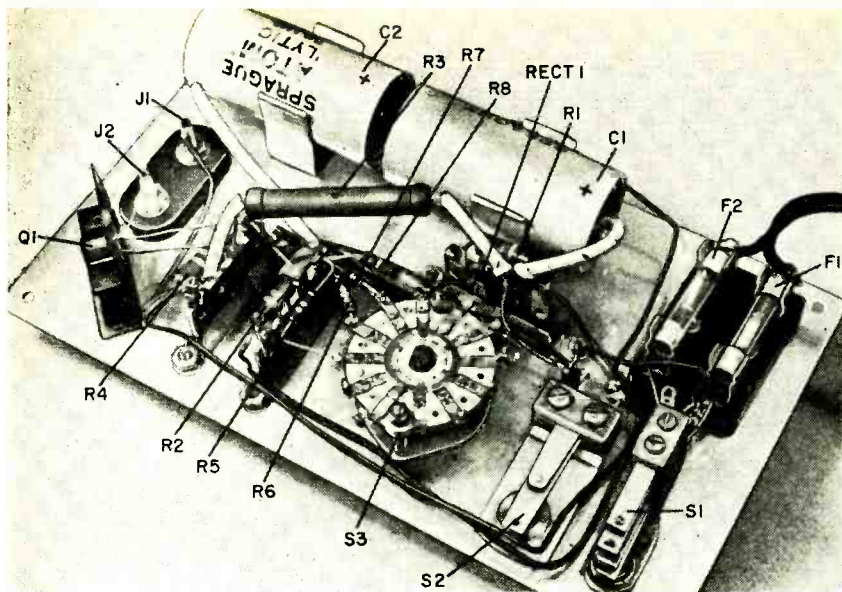


Fig. 2. Other than the power-line isolation transformer, all components are mounted on front panel. The transistor is mounted on a heat sink which is insulated from chassis.

the voltmeter could become "hot" when the TEST button is depressed. Do not "linger" on either pushbutton; develop the habit of depressing the buttons only long enough to read the meter. Although most devices will withstand the output of the tester for prolonged periods, some of them may overheat. Be careful to use an appropriate current and voltage range for the device you are testing; currents larger than necessary only increase the chances of overheating (see Table II).

**Testing Diodes and Rectifiers.** In general, peak inverse voltage (PIV) ratings of silicon diodes and rectifiers with ratings up to 1 ampere may be tested using the 200- $\mu$ A range. Rectifiers with high ratings (those with a mounting stud or other provision for cooling) should be tested on the 1-mA range. Germanium diodes may often be tested on the 200- $\mu$ A range, up to 300 volts. Some may have excessive leakage (particularly small point-contact diodes of the 1N34 type) and require use of the 1-mA range, up to 50 volts.

**Zener diodes.** Zener breakdown voltage ( $V_z$ ) should be tested with the 5-mA range for diodes of 1 watt or less,

and less than 50 volts. Small zeners of higher voltage ratings should be tested on the 1-mA range. Power zeners should be tested on the 10-mA range. The regulation quality of a zener may be estimated by changing the current among the above selections. A high-quality zener exhibits very little change in voltage for different currents. This quality of a zener is indicated by  $Z_z$ , the zener impedance which is the ratio of the change in voltage to the change in current. The smaller the zener impedance, the better the zener. If a voltmeter of high resolution is used,  $Z_z$  can be measured by changing the current and observing the resultant change in voltage.

The zener diode characteristic may often be found in conventional diodes and rectifiers. The primary difference is that the breakdown voltage of the zener is closely specified ( $V_z$  is essentially the same as PIV). Any diode may be used as a zener at its breakdown voltage if its  $Z_z$  is sufficiently low. Base-emitter junctions of transistors often make excellent low-power zeners when reverse biased.

**Transistors.** The "worst case" test for bipolar transistors is  $BV_{CE0}$  (breakdown voltage, collector to emitter, with base

## HOW IT WORKS

Transistor  $Q1$ , which has a minimum  $BV_{CEO}$  of 325 volts, zener diode  $D2$ , and an emitter current resistor selected by  $S3$  form a constant-current source that attempts to drive a fixed current through any device connected between  $J1$  and  $J2$ . A drop of about 10 volts is provided across the emitter resistor by  $D2$  and the  $V_{BE}$  drop of  $Q1$ . This fixes the emitter current at a predetermined value; and if  $h_{FE}$  is large and leakage is small, the collector current is fixed at a value only slightly less than that of the emitter.

Power is supplied through a simple line-operated voltage doubler consisting of  $T1$ ,  $RECT1$ ,  $C1$ , and  $C2$ . The d.c. output varies slightly with line voltage, but it can be expected to be close to 300 volts. Switch  $S1$  is a momentary pushbutton switch which breaks both sides of the line for safety reasons when not depressed. This switch automatically discharges the high-voltage supply through  $R2$  when it is released. Resistor  $R1$  limits the inrush currents to safe levels when  $S1$  is first depressed.

The combination of  $R3$  and  $D1$  limits the available output voltage to about 50 volts unless the 300 V pushbutton,  $S2$ , is depressed. When  $S2$  is depressed, the full 300 volts from

the supply is applied to the test connectors.

When testing semiconductor breakdown, the power dissipated in the device under test is a paramount consideration. In this tester, the power is under control at all times, being the product of the current and the voltage produced by the tester. The amounts of power developed for the various switch settings are given in Table 1. The amount of time power is applied to the device under test is low, which provides the necessary margin of safety.

While the lowest possible current is desirable to minimize power dissipation, the lowest usable current must be higher than the leakage current of the device under test. The four values of current were selected to provide safe, reliable testing of the widest variety of device without great expense.


The lower current limit of 200  $\mu A$  was chosen for compatibility with a 20,000-ohms-per-volt meter. Such a meter draws 50  $\mu A$  of current at full-scale deflection. This reduces the actual test current through the device under test to 150  $\mu A$ . A TVM or other high-input-resistance voltmeter with 10 megohms input impedance will draw only 5  $\mu A$  on the 50-volt range and 30  $\mu A$  on the 300-volt range at full deflection.

open), which is measured with normal operating polarity applied to the transistor (positive collector and negative emitter for  $nnp$ , vice versa for  $pnnp$ ) and with the base disconnected.

To be exact, the actual parameter measured here is  $V_{CEO}$  (sustained) which is not very different from  $BV_{CEO}$  unless the transistor has an extreme "hook" characteristic. Some devices have a nega-

tive-resistance characteristic after breakdown so that the sustaining voltage drop in the  $V_{CEO}$  mode is somewhat less than the actual breakdown voltage. The tester will indicate the sustaining voltage. If it is important to measure  $BV_{CEO}$  for a device with a substantial hook, it may be done using the technique prescribed for breakover voltage tests on thyristors. You are always "safe" in an application,

This test jig can be made from scrap plastic, a couple of spring clips, and a pair of banana plugs. In this way, semiconductors with long leads may be tested. This approach is also useful when a large number of devices need to be individually tested or sorted.



however, if the sustaining voltage is not exceeded.

Occasionally, an application may require measurement of other breakdown voltages, such as  $BV_{EB0}$  (emitter to base in reverse direction, collector open),  $BV_{CB0}$  (collector to base, emitter open),  $BV_{CES}$  (collector to emitter, base shorted to emitter), and  $BV_{CE0}$  (collector to emitter, base connected to emitter through a resistor). However, if the applicability of any of these characteristics is in doubt, use the  $BV_{CE0}$  value to be on the safe side.

All small-signal silicon transistors can be tested with the 200- $\mu$ A range. Silicon power devices should be tested with the 5-mA range. Germanium transistors have higher leakage, so small-signal germanium units should be tested on the 1-mA range. It is not advisable to use the 300-volt range for unidentifiable germanium transistors (especially if the package is obsolete) because they may be alloy units with low power dissipation capabilities. Germanium power devices may be tested on the 10-mA scale. Occasionally, you may encounter a germanium power device whose leakage  $I_{CEO}$  is greater than 10 mA so  $BV_{CE0}$  cannot be measured. The best, and safest, alternative is to measure  $BV_{CES}$  or  $BV_{CB0}$  and derate 30%.

Junction field-effect transistors may be tested for  $BV_{GSX}$  (gate to source, drain shorted to source), the worst-case gate breakdown test for this device, using the 200- $\mu$ A range. For FET's,  $BV_{DSX}$  (drain to source, with gate biased to cut off) may be measured using an external battery or power supply to provide the gate bias. The 200- $\mu$ A range is suitable for this test. For MOSFET's,  $BV_{DSX}$  can be measured using the same procedure. Handle these devices with care. Do not test MOSFET's for gate breakdown—the gate must never be broken down, no matter how small the current.


*Thyristors (SCR's, 4-layer diodes, and triacs).* The gate-to-cathode junction of an SCR may be tested directly, using the 200- $\mu$ A range. The reverse blocking voltage of an SCR or a 4-layer diode may be measured directly using the 1-mA and 200- $\mu$ A ranges, respectively. Forward blocking voltage (or breakover voltage) of a thyristor may be measured if a variable power-line transformer is part of

your bench equipment. Connect the tester to the variable transformer and set the latter for zero output. Connect the thyristor and meter to the test terminals (cathode to negative, anode to positive). Depress both the TEST and 300 V push-buttons and slowly increase the variable transformer voltage. When the breakover voltage is reached, the indication on the meter will drop suddenly to a very low value. Release the pushbuttons immediately. If you did not notice the exact breakover voltage, you can read it again after first disconnecting the thyristor. Use the 200- $\mu$ A range for 4-layer diodes, 1-mA for SCR's and 10-mA for triacs in this test. Triacs must be tested in both directions by this method.

**Testing Other Devices.** The sustaining voltage of a 3-layer trigger diode or other "hook" device may be measured directly using the 5-mA scale for devices under 50 volts and 1 mA for devices over 50 volts. Breakover voltage can be measured by the variable-transformer method used for thyristor tests. The voltage will decrease only a few volts at breakover, going down to the sustaining value.

Gas diodes, from voltage regulator tubes to neon bulbs can be tested in the same manner as "hook" devices. Select a current close to operating conditions and use the 300-volt range.

-50-

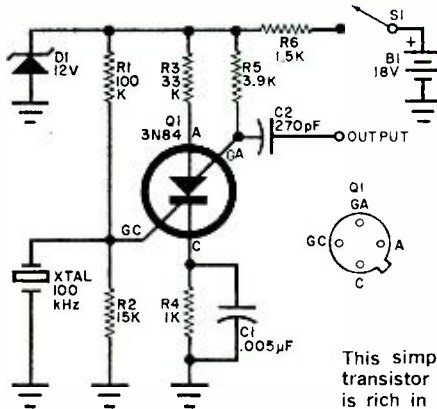




# SCS FREQUENCY CALIBRATOR

LOW-COST, GENERAL-PURPOSE CALIBRATOR  
FOR SCOPE OR RECEIVER

BY B. W. BLACHFORD



## PARTS LIST

- B1—18-volt battery (two 9-volt cells in series)  
 C1—0.005- $\mu$ F ceramic disc capacitor  
 C2—270-pF mica or polystyrene capacitor  
 D1—12-volt, 400-mW zener diode  
 Q1—Silicon controlled switch (General Electric 3N84)  
 R1—100,000-ohm (see text)  
 R2—15,000-ohm  
 R3—33,000-ohm  
 R4—1000-ohm  
 R5—3900-ohm (see text)  
 R6—1500-ohm  
 S1—S.p.s.t. switch  
 XTAL—100,000-kHz crystal
- All resistors  
 1/2-watt  
 10% tolerance

This simple circuit operates just as well as a multi-transistor frequency calibrator. The output waveform is rich in harmonics and covers the short-wave range.

**E**VERY ELECTRONICS experimenter and shortwave listener needs a frequency calibrator. The experimenter can use one as a source of high-level, relatively standard frequencies and also to calibrate his oscilloscope trace when observing special waveforms. The SWL with a low-cost receiver uses a frequency calibrator to find out where he is tuned to the short waves and to check his dial calibrations.

The conventional design for a frequency calibrator uses transistors in a crystal oscillator and shaper circuit. By using the silicon controlled switch (SCS), one of the transistors can be eliminated and the circuit complexity can be simplified considerably.

**How It Works.** The SCS is a four-layer device and is similar to the SCR (silicon controlled rectifier) except that all four layers are brought out to terminals. (See "Getting to Know the SCS," POPULAR ELECTRONICS, September 1969, p. 75.) It has high turn-on sensitivity when a positive-going signal is applied to its cathode gate (GC). With proper circuit design it can be made equally sensitive to turn-off with a negative-going signal applied to the same gate.

In the circuit for this frequency calibrator, when power is first applied, C1 is in a discharged state so that the cathode of the SCS is at ground. Resistors R1 and R2, operating as a voltage divider, allow a positive potential of sufficient

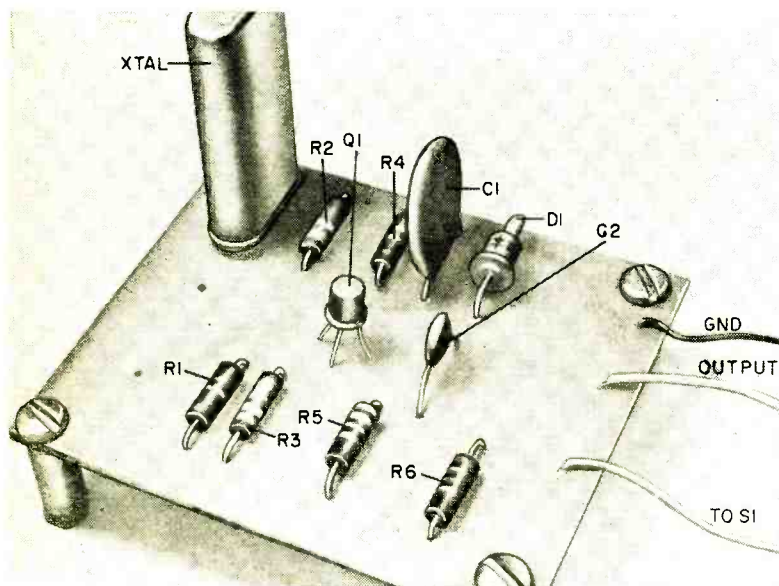
amplitude to be applied to the cathode gate and turn on the SCS. The resulting current flow through  $R_4$  creates a voltage drop across  $C1$  so that the capacitor starts to charge up. As it does, the cathode of the SCS becomes more and more positive with respect to the cathode gate (equivalent to making the cathode gate negative with respect to the cathode), and a point is reached where the SCS is turned off. Then  $C1$  discharges through  $R_4$  and the cathode of the SCS returns toward ground potential. As it does, the point is soon reached where the potential on the cathode gate again triggers the SCS on, and the cycle is repeated.

Without the crystal, the circuit oscillates at a frequency determined primarily by the value of  $C1$  (about 50 kHz for the circuit shown here). The

latter being applied to the cathode gate of the SCS. The switching impetus provided by the crystal improves the squareness of the output waveform considerably, even though the operating frequency is doubled.

It is interesting to note that a signal of triangular shape is available across capacitor  $C1$ .

**Construction.** Any type of reliable construction technique can be used in building the frequency calibrator. The photo shows a simple printed circuit approach. The device can be mounted on four spacers for installation directly in a receiver or in a separate metal enclosure. If it is to be operated individually, a pair of 9-volt batteries must be added. The power on-off switch should be mounted in a convenient location.



Although circuit can be built on a simple printed circuit board, almost any type of construction may be used. In fact, it can be made small enough to fit within the receiver (including the batteries) and loosely coupled to receiver antenna.

output is a rectangular wave but the waveshape is poor because the oscillation frequency is too high for reliable self-triggering of the SCS.

With the crystal in the circuit, the natural oscillation is locked onto the frequency of the crystal, the output of the

Because of variations in component tolerances, some improvement in performance may be realized by slight changes in the values of resistors  $R1$  and/or  $R5$ . Too drastic a change, however, can cause the circuit to stop oscillating, with the SCS locked either on or off.



## REMOTE CONTROL FOR MANY APPLICATIONS

BY H. R. MALLORY

**R**EMOTE CONTROL comes in handy in many applications around the house and workshop. It silences loud or disturbing TV commercials, turns on garage lights when a car enters the driveway, turns on lights in a remote building, and so forth—anything you can't or don't want to get up and do yourself. There are also many ways of activating remote controls—sound, light, r.f., etc.

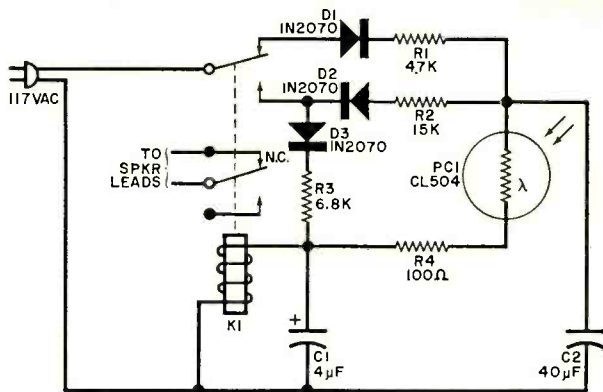
If most remote control systems sound too complex for your needs and construction capabilities, here's one that is simplicity itself and easy to build. This photoresistive switch is activated by a common flashlight and, unlike most light-controlled devices it is bistable—one flash of light turns it on, and it remains on until another flash turns it off.

**Construction.** The circuit of the switch is shown in Fig. 1. It can be built in a separate metal box (4" × 2½" × 1½" will do) or you can build it inside your radio or TV cabinet. For the unit shown in the photographs a tube socket was mounted on one end of the chassis for the external connections with a matching plug for the wiring.

The photographs also show one way to assemble the components though this is not critical. Just be sure that the photoresistor is placed so that light can be shown on it directly.

Only two construction details are important: mount the photoresistor in a length of opaque tubing so that only light from directly ahead can activate the cell (not ambient room light); and, if you can't get the capacitor for C2

Fig. 1. To make non-polarized capacitor for C2, connect two 80- $\mu$ F, 150-volt electrolytics in series positive lead to positive lead; or connect a pair of 40- $\mu$ F, 150-V electrolytics in series positive lead to positive lead and connect a diode across each capacitor with the anode to the negative end and cathode to the positive end.



### PARTS LIST

C1—4- $\mu$ F, 150-volt electrolytic capacitor (Mallory TT150x4 or similar)  
 C2—40- $\mu$ F, 150-volt, non-polarized electrolytic capacitor (Mallory TCN1540 or similar, see text)  
 D1-D3—1N2070 diode (400-PIV, 750-mA)  
 K1—117-volt relay (Brumfield KA11AY or similar)

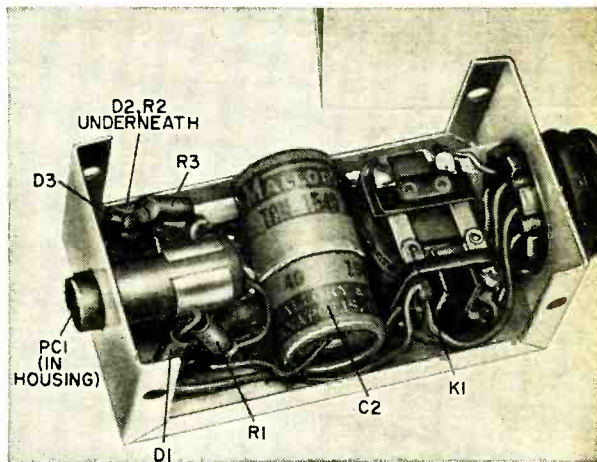
PC1—Photoresistor (Clairax CL504 or similar)  
 R1—4700-ohm, 1-watt resistor  
 R2—15,000-ohm,  $\frac{1}{2}$ -watt resistor  
 R3—6800-ohm, 1-watt resistor  
 R4—100-ohm,  $\frac{1}{2}$ -watt resistor  
 Misc.—4" x 2 $\frac{1}{4}$ " x 1 $\frac{1}{2}$ " metal enclosure, tube socket and matching plug (optional), tube for photoresistor, mounting hardware, etc.

### HOW IT WORKS

When power is applied, capacitor C2 is charged up through D1 and R1 to approximately 75 volts with the upper terminal (as shown in Fig. 1) positive. When light strikes photoresistor PC1, its resistance drops and the charge on C2 flows off through low-resistance R4 to the relay coil. When the relay is energized, the incoming power is switched to the circuit containing D3 and then to the relay coil so that it remains energized.

With the relay locked in, C2 is now charged up in the opposite direction through D2 and R2. (This is why C2 must be non-polarized.) Now when the light beam is flashed onto the photoresistor, the reverse charge from C2 is applied to the relay coil so that it is de-energized.

The switch can handle many different kinds of loads, as long as the power rating of the relay contacts is not exceeded.

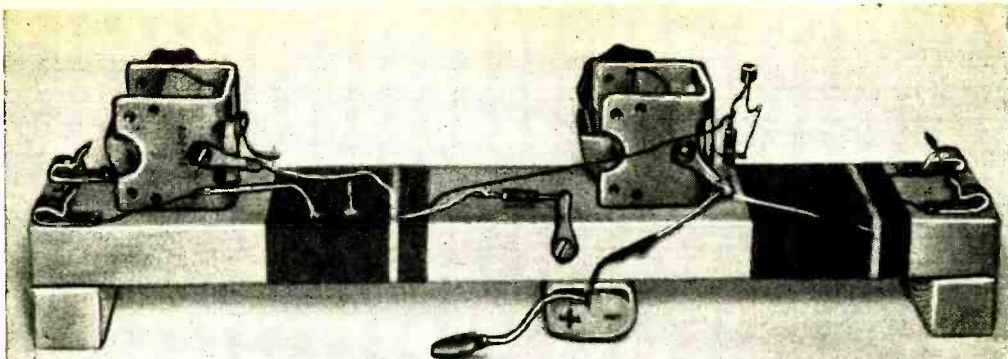


Most any method of housing can be used. It is important that PC1 is "hidden" in light-tight tube.

called for in the Parts List, use two 80- $\mu$ F, 150-volt electrolytics connected in series with the two positive ends connected together.

**Operation.** Mount the chassis at a convenient spot and aim the photoresistor in the desired direction. Connect the relay contacts to the device to be controlled. In the case of a TV set, open

one lead going to the speaker from the output transformer, and connect the two ends to the normally closed relay contacts. The TV sound will be normal until the flashlight beam strikes the photoresistor. You can also mount the switch so that when the headlight beam strikes it, it turns on the overhead garage lights.



# BUILD A FET STICK

R.F. AMPLIFIER EXPERIMENT

BY ART TRAUFFER

**I**N EXPERIMENTER CIRCLES, any time a new electronic device is introduced it stimulates a wave of creativity. The field effect transistor is no exception and has, in fact, received more than its share of attention. But in this article, concentration is on the use of the FET in an r.f. amplifier in a specific project.

The "FET Stick" is a novel yet practical and extremely simple broadcast band radio receiver project. It has been specifically designed to use and demonstrate the FET as an r.f. amplifier. The project gets its name from the major device used and the fact that the entire circuit is built on a piece of pine lumber—literally a stick.

**Construction.** Prior to building the FET stick, select an 11" length of 1" × 2" clear pine (actual dimensions ¾" × 1 5/8"). After making sure that the pine is perfectly dry, sand it smooth on all sides, and apply two coats of shellac. Nail on 1" × 1" pine legs.

Starting 1" from the left end of the pine board (viewed as shown in the photo), close-wind *L1* (see Fig. 1) with 25 turns of #28 enameled wire. Anchor the first and last turns with plastic cement to prevent unravelling. Now, spaced ¼" from the right end of *L1*, close-wind another 102 turns of the wire to make *L2*.

Measure 6 1/2" from the left end of the

board, and close-wind another 25 turns to make *L3*. Finally, spacing it 1/8" from the right end of *L3*, wind *L4* with 102 turns of wire; twist three taps, evenly spaced and about 1" long, across this winding. Then to hold the taps rigid, bead them with plastic cement, starting ¼" from the top and working down to the windings.

Screw fasten the Fahnestock clips close to the two ends of the board (1-4 in the schematic diagram and photo). Then cement *C1* and *C2* to the board as shown. Screw-fasten a solder lug to the frame of *C1* and connect one end of *R1* and the far lead of *L2* to this lug. Cut the other lead of *R1* to a 1/2" length and form an almost closed hook.

Connect and carefully solder the source lead of *Q1* to the free end of *R1*. Then scrape away the insulating enamel from the near end of *L3* and solder this wire to the drain lead of *Q1*. Solder the gate lead of *Q1* and the near lead of *L2* to the insulated solder lug on the side of *C1*. Make sure when soldering to *Q1* that the leads of the FET are properly heat sunk to prevent heat damage.

At the center rear of the board, mount another solder lug and to it, solder one end of *R2*. Bend *R2* so that it parallels the top of the board and points toward *L3*. Solder the free end of *L3* to the free end of *R2*.

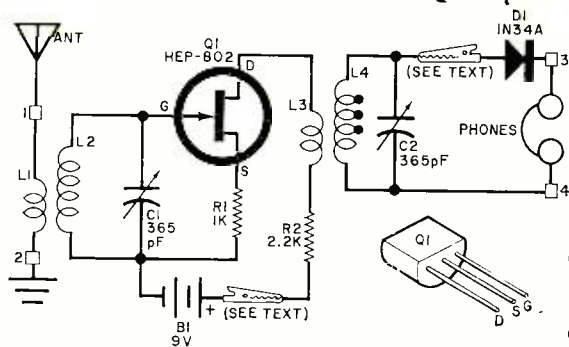


Fig. 1. Alligator clips connected to D1 anode and B1+ leads allow individual adjustment of selectivity and sensitivity. Blocks numbered 1 to 4 indicate the Fahnestock clips.

## PARTS LIST

- B1—9-volt battery
- C1, C2—365-pF tuning capacitor (Radio Shack No. 272-1343, or similar)
- D1—1N34A germanium diode
- L1, L2, L3, L4—See text
- Q1—Motorola HEP-802 field effect transistor
- R1—1000-ohm, 1/2-watt resistor
- R2—2200-ohm, 1/2-watt resistor
- 4—Medium size Fahnestock clips
- 1—11"-long piece of 1" x 2" pine (see text)
- Misc.—Control knobs (2); battery connector; #6 solder lugs (3); 6-32 x 1/4" machine screws (2); 1/2" wood screws (7); 1 1/2" x 1"-square pine for legs (2); sandpaper; shellac; plastic cement; misc.

Next, solder the cathode end of *D1* to the right rear Fahnestock clip (3 in Fig. 1). Solder a small alligator clip to one end of a 4" length of stranded hookup wire: the other end goes to the anode end of *D1*. Again, use proper heat-sinking to prevent heat damage.

Scrape away the enamel from the unconnected leads of *L1-L4*. Solder the near and far leads of *L1* to the left front and left rear, respectively, Fahnestock clips. Screw-mount the remaining solder lug to the frame of *C2* and solder the far lead of *L4* to it. Then solder both the near lead of *L4* and the right front Fahnestock clip (4) to the insulated solder lug on the side of *C2*.

Finally, mount *B1* on the underside of the board. Snap on its connector, and solder the negative, black, lead to the solder lug at the junction of *L2*, *C1*, and *R1*. Then solder a small alligator clip to the positive lead of the battery.


**Operation.** In using the FET Stick, best results are obtained when an outdoor an-

tenna, at least 50'-long, and a cold water pipe ground are used. However, good results can also be obtained with even a coiled bed spring antenna.


To operate the FET Stick, first apply power by clipping the alligator clip that is soldered to the positive lead of *B1* to the solder lug connected to *R2*. (Note: for increased sensitivity, especially on weak stations, you can connect the alligator clip to the other side of *R2*.) Then connect your antenna, ground, and headphones to the appropriate Fahnestock clips and the alligator clip on *D1* to one of the taps on *L4*. (Experiment with the proper tap to use for any given station, since tap selection determines selectivity.)

Now, while listening through the headphones, adjust *C1* and *C2* until you have the station you wish to hear. Capacitor *C1* has the greatest effect on tuning, while *C2* is used for selectivity. With a little practice, you will soon be tuning in stations with the same ease as you would with any other AM broadcast radio. —30—

Circuit components mount on length of pine lumber, which doubles as coil form for *L1-L4*. Clips 1 and 2 go to antenna and ground; 3 and 4 are for phones.



# Treble Boost for your Guitar



BY ANTHONY LEO\*

## *Blast 'em with another 20 dB*

IN POP MUSIC groups, the predominant instrument is usually the electric guitar—either a bass or a rhythm guitar, with the latter played as a simple accompaniment or as the lead instrument. When it is the lead instrument, a great deal of treble boost is required of the rhythm guitar either to highlight the melody section or for special effects.

Often, the necessary boost is within the range of the amplifier and the guitar tone controls. However, there are occasions when a large amount of additional treble boost is desired. At times like these, you need a special treble boost preamplifier.

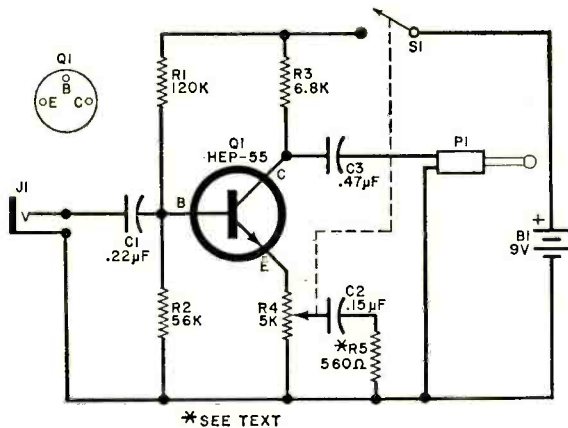
The independent treble boost preamplifier described in this article is just the thing for the pop music guitarist. It pro-

vides 20 dB of boost at 3000 Hz with reference to 300 Hz. With a minor alteration, an extra 6 dB can be obtained.

The circuit of the booster preamp is simply a one-transistor amplifier stage ( $Q1$  in the schematic diagram) whose response to incoming signals is continuously adjustable in the treble range. Control of treble boost is provided by potentiometer  $R4$ .

At bass frequencies,  $R4$  in the emitter circuit of  $Q1$  introduces sufficient degenerative feedback to maintain stage gain at slightly more than unity. As the incoming signal from the guitar through

\*Reprinted with special permission from  
Electronics Australia.



Basic circuit includes R5 which limits maximum gain to 20 dB. Up to 6 dB extra gain can be had by eliminating R5 and connecting C2 directly to negative bus.

### PARTS LIST

B1—9-volt transistor battery  
 C1—0.22- $\mu$ F, low-voltage capacitor  
 C2—0.15- $\mu$ F, low-voltage capacitor  
 C3—0.47- $\mu$ F, low-voltage capacitor  
 J1—Jack (see text)  
 P1—Plug (see text)  
 Q1—Transistor Motorola HEP55  
 R1—120,000-ohm,  $\frac{1}{2}$ -watt resistor

R2—56,000-ohm,  $\frac{1}{2}$ -watt resistor  
 R3—6800-ohm,  $\frac{1}{2}$ -watt resistor  
 R4—5000-ohm switched linear potentiometer  
 R5—560-ohm,  $\frac{1}{2}$ -watt resistor (see text)  
 S1—S.p.s.t. switch (part of R4)  
 1—4 $\frac{1}{4}$ " x 2 $\frac{3}{8}$ " x 1 $\frac{1}{2}$ " aluminum utility box  
 1—Dual five-terminal tag strip or terminal board  
 Misc.—Shielded microphone cable; battery clip; hardware; metal spacers; control knob; solder; etc.

jack *J1* increases in frequency, the resistance of the emitter circuit is progressively shunted by the impedance network made up of capacitor *C2* and resistor *R5*. Assuming the frequency of the incoming signal continues to rise and that *R4* is set for maximum resistance, the gain of the stage continues to increase until at about 3000 Hz it levels off at 20 dB. At this point, the gain of the stage is limited only by the value of resistor *R5*.

As the resistance of *R4* is decreased, stage gain drops proportionally from a maximum to some intermediate level. Hence, if treble is too "bright" at one setting of *R4*, it can be compensated for by changing the setting.

**Constructing** the treble boost preamplifier should present no problems. The circuit is simple, and since all components are relatively small in size, it can be housed in a very small aluminum chassis box. A convenient size for the box is 4 $\frac{1}{4}$ " x 2 $\frac{3}{8}$ " x 1 $\frac{1}{2}$ ".

For convenience, mount *J1* at one end

of the box, and bring out the shielded microphone cable to which output plug *P1* is connected through a rubber-grommet-lined hole in the other end of the box. (Select the jack and plug to conform with the requirements of your particular guitar and amplifier.) The potentiometer can then be mounted on the top of the box.

When assembling the project, first mount the battery holder at one end of the underside of the top half section of the utility box. Slip the battery into the holder. Then mount a tag strip or terminal board over the battery, using long enough spacers to provide clearance between the board and battery.

Now wire the components to the tag strip or terminal board, following carefully the schematic diagram. Be sure to wire the transistor and battery leads to the proper points in the circuit, and exercise caution when soldering the transistor into place. Apply just enough heat for the solder to flow; as soon as the solder flows, remove the heat.

(Continued on page 92)



# The Stereo Scene

by Charles Lincoln

## TESTING INSURES PERFORMANCE

**WE WENT** to the H. H. Scott plant in Maynard, Massachusetts, to dig out the history of a representative, top-grade American stereo unit, the Scott 342C stereo receiver. Seeing how that unit was conceived, developed and produced took us straight inside the high-fidelity industry.

This is the second of two installments of our report on that inside view. Last month, we discussed the origins of the 342C. We described how it was conceived, designed, breadboarded, and built in pilot models.

As we watched the final design of the receiver move down the assembly line, we learned how such units are produced in quantity—and that's the story in this installment of *The Stereo Scene*.

If we had any doubt of the fact that a stereo receiver is one of the most complicated products being sold directly to the consumer today, seeing the long, intricate production process would have cleared away the doubts. Not only is the device complex in design and construction, it must meet almost incredible performance standards—it must come up to the mark in as many as 40 different major aspects of performance. And with the multitude of parts and subassemblies that it contains, there are literally hundreds of different chances for a failing mark.

**In the Beginning.** Of course, every manufacturer, no matter what his product, must control at some level the quality of the materials that go into the product. But the intensity, complexity, and volume of the input checking process we found are unusual.

For example, in Scott's "input quality control" there are: a fixture for checking tandem volume controls to make sure they track over the whole range; a small, specialized computer that checks any type of semiconductor; a semi-automated checker

for preamp transistor noise level; and automated testers for capacitors and resistors. In some cases, the parts are checked on a sampling basis; in others, if there has been any sign of trouble, every piece is checked.


One of the most complex incoming parts tests, is that performed on integrated circuits (IC's). Since an IC makes up one whole section of the receiver and contains the equivalent of 20 or 40 components, it must meet a set of complex operating specifications. To check out every IC by standard methods, using a signal generator, an oscilloscope, and other meters would be an economic impossibility. However, every IC must be tested. To do the job, a medium-sized computer (cost in six figures) was designed—in large part by Scott engineers. The IC is snapped into a fixture that automatically makes contact with the necessary terminals and the computer runs through the



Using a special-purpose, high-speed digital computer, Scott engineers completely test each IC and plug-in module before they go to production lines.

**Someone  
should develop  
an easy way  
to learn  
electronics at  
home**

**RCA Institutes  
did!**



Here is a modern approach to learning electronics at home! RCA Institutes, one of the nation's largest schools devoted to electronics, has developed a faster, easier way for you to gain the skills and the knowledge you need for the career of your choice. Here for the first time is a student-proved, scientifically designed way to learn. If you have had any doubts in the past about home training in electronics—if you have hesitated because you thought you might not be able to keep up—or that electronics was too complicated to learn—here is your answer! Read how RCA Institutes has revolutionized its home training ideas!

**NEW courses  
in Solid State Technology  
and Communications  
Electronics.**

**Mail card today  
for full information.**

**ALL CAREER PROGRAMS  
BEGIN WITH "AUTOTEXT"  
INSTRUCTION METHOD!**

**Prepare for the field of your  
choice immediately!  
No previous training or  
experience in electronics  
needed!**

With this new revolutionized method of home training you pick the career of your choice—and *RCA Institutes trains you for it.* RCA's Career Programs assure you that everything you learn will help you go directly to the field that you have chosen! No wasted time learning things you'll never use on the job! The Career Program you choose is especially designed to get you into that career in the fastest, easiest possible way!

And each Career Program starts with the amazing "AUTOTEXT" Programmed Instruction Method—the new, faster way to learn that's almost automatic! "AUTOTEXT" helps even those who have had trouble with conventional home training methods in the past. This is the "Space Age" way to learn everything you need to know with the least amount of time and effort.

**CHOOSE A CAREER PROGRAM NOW**  
Your next stop may be the job of your choice. Each one of these RCA Institutes Career Programs is a complete unit. It contains the know-how you need to step into a profitable career. Here are the names of the programs and the kinds of jobs they train you for. Which one is for you?

**Television Servicing.** Prepares you for a career as a TV Technician/Serviceman; Master Antenna Systems Technician; TV Laboratory Technician; Educational TV Technician; CATV Technician.

**FCC License Preparation.** For those who want to become TV Station Engineers, Communications Laboratory Technicians, or Field Engineers.

**Automation Electronics.** Gets you ready to be an Automation Electronics Technician; Manufacturer's Representative; Industrial Electronics Technician.

**Automatic Controls.** Prepares you to be an Automatic Controls Electronics Technician; Industrial Laboratory

Technician; Maintenance Technician; Field Engineer.

**Digital Techniques.** For a career as a Digital Techniques Electronics Technician; Industrial Electronics Technician; Industrial Laboratory Technician.

**Telecommunications.** For a job as TV Station Engineer, Mobile Communications Technician, Marine Radio Technician.

**Industrial Electronics.** For jobs as Industrial Electronics Technicians; Field Engineers; Maintenance Technicians; Industrial Laboratory Technicians.

**Nuclear Instrumentation.** For those who want careers as Nuclear Instrumentation Electronics Technicians; Industrial Laboratory Technicians; Industrial Electronics Technicians.

**Solid State Electronics.** Become a specialist in the Semiconductor Field.

**Electronics Drafting.** Junior Draftsman, Junior Technical Illustrator; Parts Inspector; Design Draftsman Trainee Chartist.

**SEPARATE COURSES**

In addition, in order to meet specific needs, RCA Institutes offers a wide variety of separate courses which may be taken independently of the Career Programs, on all subjects from Electronics Fundamentals to Computer Programming.

**TWO CONVENIENT  
PAYMENT PLANS**

Pay for lessons as you order them. No contract obligating you to continue the course. Or, you can take advantage of RCA's convenient monthly payment plan. No interest charges!

**VARIETY OF KITS**

You receive valuable kits which provide practical application to your studies—yours to keep and use on the job.

**Programmed Electronics**

**Breadboard.** You now will receive a scientifically programmed electronic breadboard with your study material. This breadboard provides limitless experimentation with basic electronic and electronic circuits involving vacuum tubes and transistors and includes the construction of a working signal generator and superheterodyne AM Receiver.

**Bonus From RCA—Multimeter and Oscilloscope Kits.** At no additional cost, you will receive with almost every RCA Institutes Career Program the instruments and kit material you need to build a multimeter and oscilloscope. The inclusion of both these kits is an RCA extra.

**CLASSROOM TRAINING  
ALSO AVAILABLE**

RCA Institutes maintains one of the largest schools of its kind in New York City where classroom and laboratory training is available in day or evening sessions. You may be admitted without any previous technical training; preparatory courses are available if you haven't completed high school. Coeducational classes start four times a year.

**JOB PLACEMENT SERVICE, TOO!**

Companies like IBM, Bell Telephone Labs, GE, RCA, Xerox, Honeywell, Grumman, Westinghouse, and major Radio and TV Networks have regularly employed graduates through RCA Institutes' own placement service.

**SEND ATTACHED POSTAGE PAID CARD  
FOR COMPLETE INFORMATION, NO  
OBLIGATION.**

All RCA Institutes courses and programs are approved for veterans under the new G.I. Bill.

Accredited Member  
National Home Study Council

IF REPLY CARD IS DETACHED—SEND THIS COUPON TODAY

RCA INSTITUTES, Inc., Dept. PED-9  
320 West 31st Street, N.Y., N.Y. 10001

Please rush me FREE illustrated catalog. I understand that I am under no obligation.

Name \_\_\_\_\_ Age \_\_\_\_\_  
(please print)

Address \_\_\_\_\_

City \_\_\_\_\_

State \_\_\_\_\_ Zip \_\_\_\_\_




operating checks in a few seconds. If anything is wrong, the computer signals with a red light and prints out a description of what is wrong. The computer can also be programmed to check the performance of all the plug-in modules of the 342C.

**Three Production Lines.** Production of the 342C starts in three separate lines: one for the printed circuit plug-in modules, one for the r.f. tuning section (called a "can" because it is enclosed in a metal shield), and one for the main chassis.

Component leads for the modules are trimmed and bent in a semi-automatic machine and then inserted by hand. After inspection, the board is dip-soldered and then reinspected and any excess leads are trimmed off. The special computer is then used to check every aspect of the board's operation. About 40 or 50 tests are conducted in 10 seconds. If a board gets a red light on any of the tests, it is repaired or scrapped, depending on the seriousness of the defect.

The r.f. cans are assembled, aligned, and tested on another production line. It is worth noting that, by this stage, the parts on the modules and in the r.f. cans have probably been checked three or four times—either as separate components or as part of the sub-assembly.

On the assembly line for the main chassis, the front-panel controls, the power supply, and the output transistors are connected to each other and to the sockets for the plug-in modules. In most of these connections, the wire-wrap method is used instead of solder-



Each receiver gets a listening test at several stages during production. This insures that only properly working units get passed down the line.

ing. Made with a powered hand-tool, wire-wrap connections are much more dependable than hand soldering. Their use is new in the high-fidelity industry.

**Six Checking Stations.** Once the chassis is fully operative, it must still go through six stations. It is not fully assembled until it has passed the first three.



Clean and careful assembly of components means a properly working receiver. Each girl installs one or two components on a slowly moving belt that carries the receiver chassis.

As receiver progresses down production line, more extensive tests are performed. Here, electronic equipment checks it for correct circuit operation.



In the first check, power is applied to the chassis and the FM circuit is checked. Twenty separate instrument tests measure all of the important aspects of FM performance. The second check covers the AM portion of the circuit in the same way. At the third station, 60 separate tests are performed to determine that the audio section is operating properly.

If the chassis fails to meet specifications in any of these tests, it goes immediately to a troubleshooting bench to find out what is wrong.

Final assembly comes at the fourth of the six stations. Then at the fifth station, an operator puts on a pair of headphones, connects AM and FM antennas to the unit, plugs in a source of audio program material to each input, and proceeds through a systematic listening test of every part of the unit's performance. All of the controls are checked. An experienced listener with a sys-

tematic program of tests quickly spots any deviation from normal.

The listener-tester in the fifth station is part of the manufacturing division. At the sixth, and final, station, the listening test is repeated in full by a member of the quality control division. It has long been considered good practice by manufacturers of complex products to have quality control independent of manufacturing. That way, the final quality control doesn't wilt under the hot breath of manufacturing, which naturally wants to push out as many units as possible.



Supposedly the 342C is now ready to be shipped. It is given one more test, however. In racks right next to the packing department, every unit gets a "burn-in"—a simulated life test. An over-voltage on the power supply gives the unit the equivalent of about 100 hours of use in a half an hour.

While the unit is operating under the



Once electronic instruments have given receiver the required tests, another listening test makes sure that all is OK.

If a receiver should fail one of the dozens of tests, it is removed from the line and examined in depth to determine what the problem is. In many cases, a technician can make a diagnosis and repair minor troubles. If anything drastic is wrong, receiver is pulled out and comprehensive tests are made at engineering level to prevent further occurrences.



stress of the high-voltage supply, a square wave is applied to the audio input to produce full power at the output. The unit is also connected to an FM antenna so that an operator can make sure the r.f. and i.f. sections are operating properly. After 20 minutes of a steady supply voltage, the supply goes on and off automatically for ten minutes. The sharp voltage transients uncover any weaknesses that do not show up with a constant supply.

A burn-in test is the best defense the industry has found for "out-of-the box failure," a breakdown that occurs soon after the buyer unpacks his new unit and turns it on. Units that pass the burn-in are packed and shipped—and that's how you get your new stereo receiver.

The process is long and complex, but it insures you of a quality product that is typical of the industry today.

-30-

This is the torture chamber for all receivers. Called the "burn-in" rack, each receiver gets a simulation of 100 working hours under full input and output conditions to make sure that it is ready for shipment to the dealer.



# the product gallery

REVIEWS AND COMMENTARY ON ELECTRONIC GEAR AND COMPONENTS

## COLOR BAR/DOT GENERATOR (Heathkit Model IG-28)

**T**HE GROWING popularity of color TV has stimulated the appearance on the market of a flood of color bar/dot generators. Although some of these instruments are decidedly unacceptable with regard to their lack of operational features and poor pattern quality, the majority are good. Only a very few, however, are good enough on all counts to qualify as excellent. The Heathkit Model IG-28 Color Bar/Dot Generator (Heath Co., Benton Harbor, Mich. 49022), in the opinion of this reviewer, is an excellent instrument, and here is why.

The IG-28 generator is a product of modern digital IC logic techniques. It contains a divider chain (15 JK flip-flops in eight IC packages) which counts down from a crystal-controlled 190.08-kHz master clock oscillator to 60 Hz. The accuracy and stability of this divider chain, consequently, depend on the accuracy and freedom from drift of the crystal—not on tricky adjustments that have to be “touched up” periodically to prevent inaccuracies.

There are, in addition, two four-gate IC's in the logic circuit. These serve as horizontal line and horizontal and vertical sync shapers, and sync mixer. The use of IC's in these functions results in display patterns that are well defined and free from flicker and ripple (even the keyed-rainbow color bars can be set for virtually undetectable creeping).

Aside from the master clock oscillator, there are 4.5-MHz sound carrier and 3.56-MHz chroma oscillators. Both oscillators are crystal controlled for maximum accuracy and stability.

The r.f. and video output circuits are located on a board that is separate from the main divider circuit board. Featured in the r.f. output circuit is a coil that is an etched pattern on the circuit board.

The control complement of the IG-28 includes: a pattern switch; chroma level; video — to +/power; r.f. level; channel selector; 9×9/3×3 display switching (see Technical Specifications directly to right); r.f./video select switch; and individual gun-shortening switches. A single coaxial cable, terminated in alligator clips, serves as a common output for both video and r.f. The four-conductor cable that provides access to the TV receiver's ground and CRT grids is terminated in four lead-piercing alligator clips.

er's ground and CRT grids is terminated in four lead-piercing alligator clips.

The features that combine to give the IG-28 an “excellent” rating cover a wide range. Among them are a pair of front-panel-mounted a.c. receptacles that are “live” at all times when the IG-28 is plugged into an a.c. outlet; a sync output jack; individual ground and CRT grid output jacks for oscilloscope observations and vectorscope hook-ups; vernier channel selector dial; epoxy-glass circuit boards; and a distinctly styled, rugged metal cabinet.

Add up all of the above features and throw in a well-written, illustrated assembly manual that contains a wealth of servicing information, and you have a combination that can only add up to excellent—especially at the cost of only \$79.95 for the kit, \$114.95 for the factory-wired version.

Assembling the kit with the aid of the assembly manual is a breeze. No tools other

### TECHNICAL SPECIFICATIONS (Heathkit IG-28)

**R.f. output level:** variable to 50,000  $\mu$ V on any TV channel 2-6

**Video output level:** greater than  $\pm 1$  volt peak-to-peak

**Sync level:** greater than 3.5 volts peak-to-peak for servicing sync circuits with or without video, or for TV receivers with separate video and sync demodulators.

**Control grid outputs:** three—red, green, blue—for vectorscope display chroma signal and demodulator phase adjustments

#### PATTERNS:

**Purity:** snow-free raster

**Dots:** 110/9 dots\* for convergence adjustments

**Crosshatch:** 11 vertical and 10 horizontal/three each vertical and horizontal lines\* for convergence and linearity adjustments

**Horizontal lines:** 11/3 lines\* for vertical linearity and pin-cushion adjustments

**Vertical lines:** 11/3 lines\* for horizontal linearity and convergence adjustments.

**Color bars:** ten/three standard color bars\* for demodulator phase adjustments and color circuit servicing

**Gray scale:** wide crosshatch pattern with six shades of brightness for screen and drive adjustments

\*Numbers indicated are for display switch in 9×9/3×3 positions. Numbers for 9:9 are for receivers with no over-scan.

than a soldering iron (with a micro-point tip), combination cutters/long nose pliers,


and a screw driver are needed. In fact, included with the kit are a nut starter, solder, an Allen wrench, an insulated alignment tool, and an IC "puller." Assembly can be performed in less than 8 hours. But do not push it; you can accidentally create a solder bridge if you work too fast.

Circle No. 94 on Reader Service Page 15 or 113



### HEATHKIT COLOR BAR/DOT GENERATOR

Inside, layout of IG-28 color bar/dot generator is roomy. Special tools provided for assembly and alignment of kit fasten to rear of case with Fahnestock clip (lower right in photo at right). To facilitate quick troubleshooting and repair, if ever necessary, integrated circuits mount to the board via molded sockets.



### HIGH-POWER INTEGRATED AMPLIFIER (EICO "Cortina" Model 3150)

**T**HERE ARE some very practical reasons behind the demand of hi-fi buffs for high power in audio systems. One reason is that many top-quality speaker systems are inefficient, requiring high driving power. Then, too, a high-power amplifier is better capable of handling music transients and supplying the enormous power required for crisp reproduction of bass notes. And just as important is the fact that a high-power amplifier, operated at or below the midpoint setting of the volume control (low output power), will produce less distortion than a low-power amplifier that is operated with its volume control practically wide open.

There is no need to sacrifice power if your

budget is limited. The EICO (EICO Electronic Instrument Co., Inc., 283 Malta St., Brooklyn, N.Y. 11207) "Cortina" Model 3150 integrated solid-state amplifier, selling for \$149.59 in kit form (\$225 wired) puts high power within the reach of most budgets.

For our subjective listening tests, we connected the 3150 to a pair of AR-4X speaker systems. With the volume control set for one-quarter full, the 3150 produced more than enough volume for a better-than-average-size listening room. Hence, there was plenty of reserve power available, and the low volume setting assured low distortion. Listening to various types of program material, ranging from solo to full orchestra and across the entire audio spectrum, the reproduction was crisp and very life-like. Prolonged listening did not produce listener "fatigue."



During the testing, particular attention was given to transients and bass response. The 3150 handled the transients effortlessly, without slurring or mashing the sound. Even the really deep bass notes were as fresh and close to perfect as at a live performance.

The attractive front panel of the 3150 amplifier contains a full complement of controls, including high- and low-cut filters, volume/loudness switch, and speaker system and phone selector switch. Located on the rear apron are all of the input and output sockets and jacks normally found on better-quality


amplifiers, plus switched and unswitched a.c. accessory receptacles.

We did not build the 3150 kit, but a look inside the wired amplifier and past experience in building EICO kits convinces your reviewer that assembly should not present any problems. Most of the small components mount on six printed circuit boards. Massive heat sinks, used on the output transistors mount directly to the rear apron of the chassis, out of the way of the circuit boards, and even the power supply is easy to wire.

Circle No. 95 on Reader Service Page 15 or 113




**EICO  
3150  
AMPLIFIER**



In top view (above) of interior of 3150 amplifier are shown circuit boards and components—including power supply filter capacitors—for one channel. Underside view (below) shows identical circuitry for second channel. Both views show massive output transistor heat sinks, auxiliary a.c. receptacles, and input and output connector layouts.

#### TECHNICAL SPECIFICATIONS (EICO 3150 Amplifier)

**IHF music power output:** 150 watts into 4-ohm load; 100 watts into 8-ohm load  
**Frequency response:** 10-30,000 Hz  $\pm 1.5$  dB  
**Harmonic distortion:** less than 0.15% between 50 Hz and 15kHz at 40 watts continuous power/channel; less than 0.15% between 20 Hz and 20 kHz at 35 watts/channel (both into 8-ohm load)  
**Hum and noise:** 80 dB below rated output  
**Channel separation:** 50 dB  
**Sensitivity:** 4.2 mV into magnetic phono input; 280 mV into all other inputs  
**Power bandwidth:** 10-20,000 Hz at 0.5% distortion  
**Damping factor:** 35 minimum into 8-ohm load  
**Rise time:** 3.8  $\mu$ sec  
**Tone control:**  $\pm 15$  dB at 10 kHz treble;  $\pm 15$  dB at 50 Hz bass;  $-6$  dB at 50 Hz low-cut filter;  $-7$  dB at 10 kHz high-cut filter  
**Balance control range:** 17 dB  
**RIAA equalization:**  $\pm 0.5$  dB, 30-15,000 Hz  
**I.m. distortion:** less than 1% at full output  
**Input impedance:** 47,000 ohms magnetic phono; 110,000 ohms, all other inputs



# Hams Tackle a Hurricane

MANY PEOPLE +  
MANY HOURS =  
HELP FOR THE  
HOMELESS

**H**URRICANE CAMILLE, described later as "the worst natural disaster ever to hit the Western Hemisphere," struck the Mississippi Gulf Coast on Sunday afternoon, August 17, 1969. In just a few short hours it left in its wake an estimated 400 people dead, 43,600 homes destroyed or damaged, and 650 small businesses wiped out or crippled. From Waveland, Mississippi, a few miles east of New Orleans, to Biloxi, Mississippi, the devastation was almost incredible. Whole sections of homes and small businesses in Waveland, Pass Christian, Gulfport and Biloxi literally disappeared. In between, piles of rubble and debris were left, with, here and there, apparently whole structures capriciously left unscathed. Telephone lines and other communications facilities, of course, virtually ceased to exist.



Hams spent many hours on air sending messages to bring aid and supplies to former occupants of homes such as this one located in Pass Christian.

Even before Camille struck, hams were ready. At Keesler Air Force Base, near Biloxi, servicemen who are members of the base amateur radio club had rounded up spare equipment and a supply of gasoline for their portable generators, and eight hams (including Captain Jerry W.



Edward J. Meyer, Jr., WA5TPS, operates from Navy communications van manned by hams in Waveland.

Stewart, K5CFQ, 2nd Lieutenants Casimir V. Bak, K3SHD, and Douglas Henry, WB6AIT, Sgt. Loren C. Burkett, K3RFC, A/1C Robert E. Bartov, Jr., WA4UEY, and Airmen James Giesinger, K3QQN, Robert S. Tarleton, WA2ICV, and Jeffrey T. Bassett,) prepared to stay at the club station, K5TYP. Despite the collapse of the club's "indestructible" 70-foot main antenna tower, the group was able to maintain communications with emergency centers along the coast, the New Orleans Weather Bureau, outside military headquarters, and area disaster relief agencies. The first four emergency supply planes to arrive on Monday were guided in by the hams.

Meanwhile, several hundred civilian amateurs in the Mississippi area, Louisiana and from as far away as Florida and Ohio were mobilized for action. Charles Lawshe, K5GEI, of Gulfport, and Tom Braidwood, W5BW, of Biloxi, provided communications for Civil Defense units, dispersing rescue teams and directing re-



At Bay St. Louis communications center, Gene Mardere, K5MDG, sends message for Red Cross worker.

relief supplies into the area. On August 25th—eight days later—these two men “secured” their station and went to see about their own homes! Ed Mehnert, W5LLB, of Biloxi, got his family off to Mobile, Alabama, and for several days handled messages and emergency traffic, in between carrying on his own rescue operations, searching for lost or missing people, evacuating injured, and so on. Gene Hannan, W5MQ, managed to maintain his home station in Lakeshore, Mississippi, handling Red Cross messages and other emergency traffic.

From New Orleans, twenty-five amateurs went to the Gulf cities of Waveland, Bay St. Louis, Pass Christian, Gulfport and Biloxi to operate, while another 47 amateurs remained at home stations to act as relay centers. Similarly, eigh-



Eugene Hannan, W5MQ, Lakeshore disaster center, seems to be saying that the temperature was hot.

teen Baton Rouge amateurs went to the Gulf Coast while about fifty manned the home Civil Defense operating center; and from Monroe, La., eight amateurs went to the Gulf area.

Tom Morgavi, W5FMO, of Metairie, La., was a prime mover in the amateur team from New Orleans that operated at several emergency centers in the disaster area. For ten days he worked eighteen hours a day, while his wife, Helen, WA5OVX, manned the home station to relay messages. This group also included Angelo Clorioso, W5KSI, Fred Korson, W5HUT, Warren Bourgeois, WA5WPV, Robert Rondeau, WA5YIZ, John Klein, WA5VVB, and Stanley Pulitzer, W5JYK. Bob Rondeau and John Klein, both teenagers, operated key



Huge ocean-going freighters deposited on beach at Gulfport are grim reminders of storm's force.

emergency centers for ten days under exhausting conditions.

A group of lady hams, members of the YL International Single Sidebanders, including Mrs. Elsie McGraw, WA4LQO, Mrs. Eleanor Hornor, K4RHL, and Mrs. Phyllis Craig, K4CRU, initiated plane loads of food, clothing and medical supplies which were flown in for distribution by the Red Cross and Salvation Army.

On August 27, 1969, the following message was sent by the Director of the American Red Cross in New Orleans: “The Red Cross appreciates very much the work of radio amateurs who supplied our only means of communicating in the Gulf Area. We now have telephone contact and the amateur stations may be secured.”

-30-

# ENGLISH LANGUAGE NEWS BROADCASTS FOR THE MONTH OF DECEMBER

ROGER LEGGE

TO EASTERN AND CENTRAL AMERICA		TO WESTERN NORTH AMERICA	
TIME EST	STATION AND LOCATION	TIME-PST	STATION AND LOCATION
	FREQUENCIES (MHz)		FREQUENCIES (MHz)
7:00 a.m.	Peking, China	7:00 a.m.	Tokyo, Japan
7:15 a.m.	Melbourne, Australia	8:00 a.m.	Stockholm, Sweden
	Montreal, Canada	5:30 p.m.	Tokyo, Japan
7:30 a.m.	Stockholm, Sweden	6:00 p.m.	Melbourne, Australia
7:45 a.m.	Copenhagen, Denmark	6:30 p.m.	Johannesburg, South Africa
6:00 p.m.	Montreal, Canada	7:00 p.m.	London, England
6:30 p.m.	Quito, Ecuador		Madrid, Spain
6:45 p.m.	Tokyo, Japan		Peking, China
7:00 p.m.	London, England		Prague, Czechoslovakia
	Moscow, U.S.S.R.		Seoul, Korea
	Peking, China	7:30 p.m.	Berlin, Germany
	Sofia, Bulgaria		Stockholm, Sweden
7:30 p.m.	Johannesburg, South Africa		Tirana, Albania
	Stockholm, Sweden		Budapest, Hungary
7:50 p.m.	Brussels, Belgium		Havana, Cuba
	Vatican City	8:00 p.m.	Lisbon, Portugal
	Berlin, Germany		Moscow, USSR (via Khabarovsk)
8:00 p.m.	Budapest, Hungary		Peking, China
	Havana, Cuba		Sofia, Bulgaria
	Madrid, Spain	8:30 p.m.	Kiev, USSR (Mon., Thu., Sat.)
	Melbourne, Australia	8:45 p.m.	Berne, Switzerland
	Prague, Czechoslovakia		Cologne, Germany
	Rome, Italy		Havana, Cuba
	Berne, Switzerland	9:00 p.m.	Hilversum, Holland (via Bonaire)
8:30 p.m.	Cologne, Germany		Tokyo, Japan
	Tirana, Albania	10:00 p.m.	Moscow, USSR (via Khabarovsk)
	Hilversum, Holland (via Bonaire)	10:30 p.m.	Havana, Cuba
9:00 p.m.	Lisbon, Portugal		
	London, England		
	Moscow, U.S.S.R.		
	Peking, China		



# SOLID STATE

By LOU GARNER, Semiconductor Editor

## THE SHIFT TO SOLID STATE

Attending the 3rd Annual Instrumentation Fair held during September at the Washington Hilton hotel, we conducted an informal survey of the instruments displayed by over 350 manufacturers. Over 90% of the products used solid-state circuitry, with roughly 30% featuring integrated circuits rather than discrete component designs. As might be expected, almost all the digital instruments—nearly 95%—employed IC's. On the other hand, vacuum-tube circuitry was used in some of the oscilloscopes and other CRT products on display, as well as in a few of the microwave test instruments.

Interviewing manufacturers' representatives, we found that even those firms now using vacuum tubes planned a switch to solid-state circuitry when they become feasible economically as well as technically. It was generally agreed, however, that a complete shift to solid-state designs would have to await the development of an inexpensive semiconductor display device with performance characteristics comparable to those of the cathode-ray tube.

Transistor and IC testers were exhibited by a number of firms. One of the most interesting, in our opinion, was the moderately expensive Model 800 Transistor Tester developed by Miracle-Hill Electronics, Inc. (320-B Martin Ave., Santa Clara, California 95050). Using internal IC logic circuits, this

unit could automatically select and identify a transistor's electrode terminals, identify its general type (germanium or silicon), identify its electrical type (*pnp* or *npn*), and, further, measure and indicate its d.c. leakage, collector breakdown voltage and d.c. beta (gain). If one could afford the tab—a little under five hundred dollars—it would be ideal for sorting bargain transistors!

**Reader's Circuit.** Almost all multi-band receivers are capable of picking up CW (code) signals, but these can't be heard unless converted into an audible tone. In commercial and amateur communication sets, this conversion is accomplished by means of a beat frequency oscillator (BFO). Unfortunately, this feature is omitted in many of the short-wave sets designed for the average consumer. Recognizing this, reader R. W. Stanford, WN9BBU (309 Wyoming St., Bethalto, Ill. 62010), has submitted the simple BFO circuit shown in Fig. 1. Inexpensive and easily assembled, it can be used with any superhet receiver having a 455 kHz i.f.

Referring to the schematic, reader Stanford's design is essentially a modified Hartley oscillator using a *pnp* transistor (*Q1*) in the common-emitter configuration. An i.f. transformer's tapped primary winding (*T1*) and *C2*, furnish the feedback to start and

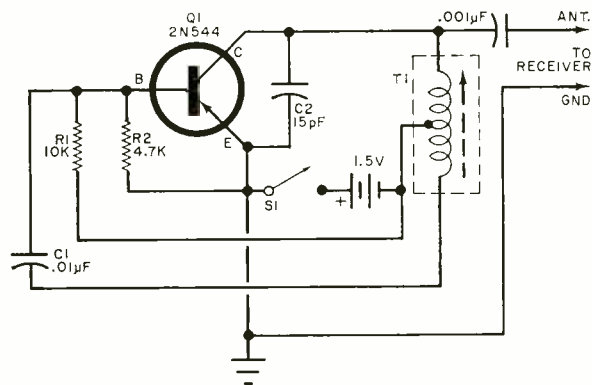


Fig. 1. This outboard BFO should prove useful to many listeners with receivers lacking provision to receive CW. Output connections go directly to receiver.

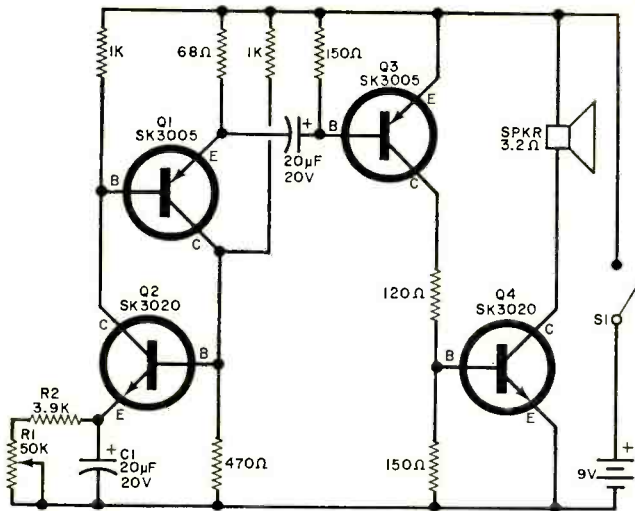


Fig. 2. Electronic metronome has a variable output pulse rate which is adjusted by R1. Transistors Q1 and Q2 form a relaxation oscillator, the output of which is converted to audio in amplifier composed of Q3-Q4.

sustain oscillation, with this signal coupled back to Q1's base through d.c. blocking capacitor C1. Stabilized base bias is established by voltage divider R1-R2.

In operation, the BFO provides a fixed signal at a frequency close to the receiver's i.f. value. The two signals are combined in the receiver, with the resulting difference, or "beat," frequency falling within the audio range, thus providing an audible output.

All the parts needed for the project are available through both local outlets and mail order firms. Virtually any 455-kHz i.f. transformer equipped with a tapped primary winding (the secondary is not used) may be used for T1 (typically, Miller type 2067 or Callectro type D1-823). The power supply is a conventional flashlight cell.

The BFO may be assembled on perf board, on etched circuitry, or on a small chassis using point-to-point wiring, as preferred, for neither parts placement nor the wiring arrangement is critical. After check-out and test, the wired circuit might be installed in a small case as a general purpose accessory or, if there is adequate space, mounted permanently in the cabinet of the receiver with which it is used.

In practice, the BFO's output signal is coupled loosely to the receiver's antenna-ground system. Once a CW station is tuned in, T1's slug is adjusted for the desired audio pitch (tone).

**Manufacturer's Circuit.** Serving to establish the basic "meter," or cadence of a musical rendition, the metronome is an essential learning tool for the budding musician. The classical instrument is a spring-powered clockwork mechanism mounted in a pyramidal box and controlled by an adjustable inverted pendulum. A modern solid-state version is illustrated schematically in Fig.

2. Abstracted from RCA's *Hobby Circuits Manual* (publication No. HM-90), this project can be assembled easily.

Referring to Fig. 2, Q1 and Q2 are connected as a fast-acting regenerative switch which acts as a relaxation oscillator, delivering signal current pulses to the two-stage audio amplifier Q3-Q4. Direct complementary coupling is used in both the pulse generation and amplifier sections, with the output transistor, Q4, direct coupled to a PM loudspeaker's voice coil. The instrument's pulse repetition rate depends on the RC time constants of the circuits controlling Q1-Q2's switching interval and hence upon the capacitors and their respective resistive discharge paths. In operation, C1's discharge time is established by R1, in series with fixed resistor R2, thus providing an adjustable control over the output pulse rate.

Standard components are specified for the metronome circuit with, naturally, RCA transistors used as the active devices. Except for potentiometer R1, which should have a linear taper, all resistors are half-watt types.

While a "clean" layout is preferred to minimize possible wiring errors, neither parts placement nor lead dress should be overly critical and, therefore, the individual builder can use any construction method for project assembly, including breadboard, perf board, or etched wiring. All d.c. polarities should be observed, naturally, and care should be taken not to overheat transistor leads during installation.

Even though it's not essential for some applications, many users prefer a calibrated instrument. In this event, a suitable dial for R1 (equipped with a pointer-type knob) should be mounted on the unit's case. Afterwards, various dial settings can be

(Continued on page 98)



# SHORT-WAVE LISTENING

By **HANK BENNETT**, W2PNA/WPE2FT  
Short-Wave Editor

## NEWS ITEMS FROM AROUND THE WORLD

**Andorra.** The American SWL Club states that there has been apparently no resumption of broadcasts on short-wave from *R. Andorra*. In this column last month we mentioned that word had been received indicating operations on 5995 kHz at 2300-0300 but no reports of actual reception have been found in the bulletins of various radio clubs, either domestic or overseas.

**Biafra.** For several months the U. S. Post Office has refused to forward mail to Biafra, thus preventing monitors from sending reports to that country. It has been learned that reports for both *Radio Biafra* and *Voice of Biafra* may be sent to P. C. Chigbo, Office of the Special Representative, Republic of Biafra, B. P. 8861, Abidjan, Ivory Coast.

**Seychelles.** The *Far East Broadcasting Corp.* has reportedly been conducting test transmissions from this country. A previously published schedule listed experimental transmissions on 15.165 kHz at 0030-0300 and 1300-1630, on 17.755 kHz from 1300-1630 and on 21.640 kHz from 1700-2000 with a power of 3000 watts and beamed to India, Pakistan and Ceylon. It was also stated that "high-powered" transmissions would start soon. Since this information came in, we've learned that the *FEBC* has shipped an older 30-kW transmitter to Seychelles for use as a relay station for the Indian subcontinent. This is probably the "high-powered" transmitter referred to earlier. It is thought, at press time, that this new unit is on the air, at least on 15.165 kHz. Watch for it, this may be your chance to log this rare country.

**England.** The *British Broadcasting Corp.* has again made available its World Service Award Scheme, in which those who so desire may obtain a specific verification card rather than one of the usual acknowledgement cards. You must be a member in order to avail yourself of this service. If you are not a member, write and request membership information directly from the *BBC*, London, England.

**Canada.** *BROADCASTING Magazine* reports that the Canadian Radio-TV Commission has approved a request of the *Canadian Broadcasting Corp.* to increase the power of its short-wave transmitters at Sackville, New Brunswick, from 50 kW to 250 kW.

**Israel.** The attractive young lady who is Communications Officer at the New York City Israeli Consulate office has informed one of our Monitors that *Kol Israel* has had to delete its experimental transmission to N.A. on 9009 kHz at 0400 due to budgetary reasons. She added, however, that while it lasted, the station received many good reports from all areas of the United States.

**Box 333.** Participants in the *POPULAR ELECTRONICS DX Awards Program* will be glad to know that a new level has been added to the Country Award—125 countries. Many monitors have expressed dissatisfaction at the large jump from 100 to 150 countries. Those who have previously obtained a 125 Country Letter of Certification are urged to drop us a postcard for their 125 Country award seal. The same rules apply



A newcomer to the hobby of SWL'ing is Edward Adelson, Pittsburgh, Pa. Shown is his R. L. Drake SW-4A receiver. He also has a Mosley SWL7 antenna.

for this new level. Anyone desiring a copy of the regulations and/or a copy of our Country List may obtain them by sending a request with return postage to Hank Bennett, P.O. Box 333, Cherry Hill, N.J. 08034.

## CURRENT REPORTS

The following is a resume of current reports. At time of compilation all reports were as accurate as possible, but stations change frequency and/or schedule with little or no advance notice. All times shown are Greenwich Mean Time (GMT) and the 24-hour system is used. Reports should be sent to Short-Wave Listening, P. O. Box 333, Cherry Hill, N. J. 08034, in time to reach us by the fifth of each month; be sure to include your WPE identification and the make and model number of your receiver.

**Afghanistan**—R. *Afghanistan*, Kabul, was logged on 4775 kHz at 1400-1428 in English to Europe; news and weather at 1400, a political talk at 1408, and music from 1410, at which time the signal rapidly fades. It goes into Pushto at 1430.

**Alaska**—In addition to the item given last month, KYAK, Anchorage, has moved to 650 kHz and in-

creased its power to 50 kW. Now the most powerful station in Alaska. DX'ers should listen for it. This channel is a clear channel with only WSM, Nashville, Tenn., and KORL, Honolulu, Hawaii, operating there on unlimited hours.

**Albania**—A new frequency for Tirana is 9910 kHz, found here at 0020 in English talk; s/off at 0027.

**Australia**—R. *Australia*, Melbourne, is very good on 17.620 kHz, to 0500 s/off in their English beam to Africa and Madagascar with news, music, stock reports, sports results and many time checks. French follows this English xmsn. Also heard well is the English beam to southeast Asia and the British Isles at 0645-0815 on 9560 and 11.710 kHz.

**Belgium**—"Belgium Speaks" in English is aired at 0500-0100 on 11,715, 9615 and 6125 kHz. "Belgians Over The World" is broadcast at 0915-1005 on 11,715, 9615 and 9550 kHz.

**Bolivia**—CP110, R. *Norte*, Montero, is noted on 4871 kHz daily after 2200 with lengthy L.A. pop tune periods and amnt's in Spanish.

**Brazil**—ZYE22, R. *Educadora de Braganca*, Braganca, 1948 kHz, has a religious period at 2100; the ID is given together with a gong on the hour. ZYN7, *Ceara Radio Club*, Fortaleza, is fair on 15,165 kHz when logged at 0230 with commercials

(Continued on page 102)

## DX STATES AWARDS PRESENTED

To be eligible for one of the DX States Awards designed for WPE Monitor Certificate holders, you must have verified stations (any frequency or service) in 20, 30, 40, or 50 different states in the U. S. The following DX'ers have qualified for and received their state awards.

### TWENTY STATES VERIFIED

Michael Wheeler (WPE7CSY), Portland, Ore.  
Robert Ewig, Jr. (WPE3HKF), Conneautville, Pa.  
Robert Sygiel (WPE2QBD), Clifton, N. J.  
Terry Schenk (WPE4JME), Winter Park, Fla.  
P. L. Christian, Jr. (WPE1HLB), Middletown, R. I.  
Jon Herranen (WPE0FEL), Milana, Minn.  
Dennis Williams (WPE0ETS), Wichita, Kansas  
Donald Weber (WPE8IPJ), Westlake, Ohio  
Mike Mickes (WPE7CVF), Gooding, Idaho  
Thomas Jasinski (WPE9HVL), Mokena, Ill.  
Richard Knight (VE2PEJLC), Montreal, Que.  
Arthur Skopec (WPE2POJ), Whitestone, N. Y.  
Frank Howell (WPE4KAS), Tennille, Ga.  
Gary Krupp (WPE3GZN), Schwenksville, Pa.  
Gregory Martin (WPE8KFL), Wyoming, Mich.  
Herbert Schwab (WPE4JVL), Memphis, Tenn.  
Craig Jakubs (WPE0FHG), St. Louis, Mo.  
Everett Watson (WPE3IUF), Granite City, Ill.  
George Wacker (WPE3HPY), Philadelphia, Pa.  
Steven Reed (WPE0FIT), Neosho, Mo.  
Terry Moorby (VE3PE2OI), Sharbot Lake, Ont.  
Tom Rownd (WPE8JWK), Wheeling, W. Va.  
Jim Kehoe (WPE9IUQ), Chillicothe, Ill.  
Edward Tafel (WPE2QBG), Syracuse, N. Y.  
Frank Childress, Jr. (WPE0FIK), Ballwin, Mo.  
William Anton (WPE4JMB), Memphis, Tenn.  
David Johnson (WPE4KAR), Norfolk, Va.  
Harry Hines, Jr. (WPE20FS), Newark, N. J.  
Mark Waldman (WPE5FBD), Kilgore, Texas  
Mrs. Ray Bradley (WPE8KGU), Columbus, Ohio  
Lee Cook (WPE4KBY), Selma, Ala.  
William Coleman (WPE4JNW), Jacksonville, Fla.  
Robert Olson (WPE4JZF), Winston-Salem, N. C.  
Mrs. Mildred Marshall (WPE0FIR), Devils Lake, N. D.  
Mike Hardester (WPE6HIM), Modesto, Calif.  
David Berman (WPE3HTK), Randallstown, Md.  
Scott Brockway (WPE2QJP), Rome, N. Y.  
Rex Wilson (VE3PE2OV), Kitchener, Ont.  
Gary Nuthals (WPE9INA), Green Bay, Wisc.  
Joseph Breton (WPE1HKW), Methuen, Mass.  
Rick Prantiss (WPE9JJP), Rolling Meadows, Ill.  
Ben Freet (WPE3HOD), Waynesboro, Pa.

### THIRTY STATES VERIFIED

Jerry Posner (WPE2OML), Teaneck, N. J.  
Ernest Doane (WPE1DTE), Lynn, Mass.  
Thomas Feeny (WPE1GZC), Newport, R. I.  
David Simon (WPE2PQP), Brooklyn, N. Y.

Jay Miller (WPE4JQV), Memphis, Tenn.  
Jerry Heien (WPE9BOD), Berkeley, Ill.  
Michael Northam (WPE7CME), Beaverton, Ore.  
Ronnie Clark (WPE4JRX), Savannah, Ga.  
Norm Shacat (WPE1GTP), Malden, Mass.  
Arnold Rosett (WPE3HIF), Philadelphia, Pa.  
Edward Smith, Jr. (WPE4JSG), Savannah, Ga.  
J. R. Hawkins (WPE8GDP), La Vergne, Tenn.  
Gary Fredricks (WPE7CGG), Eugene, Ore.  
Edward Nemeroff (WPE2QGR), Brooklyn, N. Y.  
Thomas Porzio (WPE2PXI), Nutley, N. J.  
Montie Fisher (WPE5ESZ), Oklahoma City, Okla.  
Lee Cook (WPE5EXJ), Biloxi, Miss.  
Dan Biederman (WPE2QHO), Scarsdale, N. Y.  
Scott Joslyn (WPE6GSN), Manteca, Calif.  
Ronald Richmond (WPE9JIH), Alexandria, Ind.  
Ron Budziack (WPE9JHK), Cicero, Ill.  
Michael Lynch (WPE2QEA), Auburn, N. Y.  
Martin Tarnowsky (WPE2PZD), Montvale, N. J.  
Thomas Lamphere (WPE2QDB), Johnson City, N. Y.

### FORTY STATES VERIFIED

B. Hughes (G2PE6D), Worcester, England  
David Whatmough (VE3PE2IB), Hamilton, Ont.  
Michael Rasmuson (WPE0FBO), St. Louis Park, Minn.  
Eugen Floda (WPE2OFH), Bronx, N. Y.  
Clarence Hagerman (WPE2NRU), Delaware, N. J.  
Steve Kennedy (WPE4IAX), Sarasota, Fla.  
Edward Bassett (WPE9EHF), Toledo, Ill.  
John Sheriff (WPE3HQS), Monroeville, Pa.  
Robert Combs (WPE2PJU), APO, New York, N. Y.  
Mark Morrow (WPE5EVB), San Benito, Texas  
John Long (WPE3DYU), Chicago, Ill.  
Bill Migley (WPE8JEL), Lancaster, Ohio  
Mike Diekhoff (WPE0ETY), Lincoln, Nebr.  
Gordon Cash (WPE4HFF), St. Petersburg, Fla.  
Gerald Larocque (WPE1GED), Greenfield, Mass.  
Douglas Tabor (WPE7CMY), Layton, Utah  
Lee Cook (WPE5EXJ), Biloxi, Miss.

### FIFTY STATES VERIFIED

Frank Moczukewski (WPE9JAU), Chicago, Ill.  
Joel Resnick (WPE2LMZ), New York, N. Y.  
Robert Combs (WPE2PJU), APO, New York, N. Y.  
Kevin Krueger (WPE9JDI), West Allis, Wisc.  
Russell Hawkins (WPE8GDV), La Vergne, Tenn.  
Lee Cook (WPE5EXJ), Biloxi, Miss.





# TWO WAY REACTIONS

BY G. H. REESE, KCN6990

## CLEANING UP CAMILLE

**A**T LEAST 2000 Citizens Two-Way Radio operators participated in a huge communications link in the clean-up following Hurricane Camille last summer. CB radio was used to carry rescue messages and direct the movement of needed supplies and personnel when telephone service was out of operation.

It is estimated that a minimum of 20,000 messages were handled by CB. More CB'ers would have participated had their stations been left intact—winds of 200 miles per hour and flooding tidal waves carried off many an antenna.

Nonetheless, REACT teams, independent CB clubs and unaffiliated citizens cooperated in a magnificent effort. Using channel 9 as the key emergency channel, almost everyone worked together to keep urgent messages flowing. As a result, a series of CB networks were linked into one communications chain that stretched from Mobile, Alabama, to New Orleans, Louisiana, a distance of approximately 150 miles.

On August 15, the U.S. Weather Bureau's Hurricane Center in Miami reported that Hurricane Camille was headed toward the Florida Peninsula. Civil Defense authorities in the threatened areas along the Gulf Coast spread the warning and started evacuation of people in the most vulnerable dwellings.

At this time the Blue Angels REACT in Pensacola, Florida, assisted in providing local CD officials with communications for the evacuation effort. Their mobile communications vehicle was set up at a roadblock at the Inter-Coastal Waterway. It was used as a relay station for mobile units evacuating people from the island and beach areas. Other groups were similarly engaged in the evacuation activity.

On August 17, Camille overshot Florida and struck the Mississippi Coast with all its fury. The Pensacola group was called in to assist at the SeaBee base at Gulfport. Six team members drove over in the team's mobile communications rig. They worked in cooperation with Navy MARS (Military Affiliated Radio Service) at the base.

Gateway REACT in Metairie, Louisiana, a suburb of New Orleans, moved almost immediately to help fellow CB'ers in Waveland, Miss. By noon on the 18th, Frank Shepley, KBW2201 and Bill Henry, KCK-6191 had moved a 3500-watt generator to Waveland. Thus Deputy Sheriff Albert John Grass, KMR3143, and A. N. Grass, KHR-0690, were among the first to get back on the air after the storm.

Caravan REACT, Ocean Springs, Miss., cooperated with Civil Defense and the Air Force, Red Cross and Salvation Army agencies to set up rescue operations in the

Members of Caravan REACT Rescue, Ocean Springs, Miss. discuss emergency communications following Hurricane Camille. L. to r. are Robert W. Bohnson, Dep. Director, Ann Welch, and Ed. W. Adams, (Dir).



Biloxi area. Air Force personnel who were licensed CB operators were made available to help in the emergency. Team President Edward W. Adams was appointed Director of the CB Network by the local Civil Defense Director. The local network, known as "Biloxi Net Control," worked out of the police station at first, but was moved into the Old Biloxi Hotel where CD Headquarters were set up.

Contact was maintained with other CB "networks" to relay messages up and down the crippled coast. To the west, in Gulfport, was "The Open Gulf Watch." Messages were relayed to Bay St. Louis, Waveland, and New Orleans. Eastward, the Biloxi Net contact "D'Iberville Command" which was a relay point on the way to Mobile, Alabama.

Mr. Adams reports, "Although Biloxi Net was primarily a communications-controlled network, we ran a considerable delivery service for the Salvation Army and Red Cross

truck of fresh water where badly needed.

In addition to emergency communications for rescue and relief operations, Lauderdale County REACT in Meridian, Miss., assisted in the "We Care" telethon broadcast on August 23 over WHTV. In response to stars Bob Hope and Hank Locklin, money and merchandise to aid Camille's victims poured in. The REACT emergency van was located outside the studios and was used to dispatch mobile units to pick up the donations. It is estimated that Lauderdale County REACT handled 950 different messages, collected over \$10,000 in cash contributions and loaded over 5 tons of clothing and other donated merchandise while driving a total of 3200 miles in a single week!

The generosity of Citizens Two-Way Radio operators is not limited by geography. In Camden, New Jersey, Captain Lewis T. Lewis of the Christian Salvation Mission Army Rescue Workers and the Camden City REACT Rescue Workers, undertook a



American Red Cross conducted classes in first aid for members of Capital City CB Club (Atlanta, Ga.). Here Dave Harris and wife, Shirley, get advice from Red Cross instructor Arthur Kaplan, at right.

units and also maintained CB operators at various feeding and supply stations in the Biloxi area, around the clock. Many of these volunteers were on duty over 20 hours at a time for more than three weeks. Over 60 people were carried to the hospital by these units when other means were unavailable."

Midway REACT in Waynesboro, Miss., north of the stricken area, established "Operation Locate." Publicized over the local radio station, the plan was to relay messages into the disaster area to locate relatives of people who lived in the Waynesboro area. The members also helped locate evacuees and escort them to private homes and shelters, aided motorists in distress and provided many other services.


Ala-Flora REACT in Altmore, Ala., collected and delivered needed supplies to Gulfport and Biloxi. Two days after Camille hit, they brought in a 2200-gallon tank

major relief drive for hurricane victims and personally delivered the supplies.

We don't have all the reports on the Camille story as far as CB is concerned. It is clear, however, that a great need was met by thousands of interested operators. A disaster of this magnitude may never strike your community, but you can be prepared to meet it through an organized emergency team. Organized, "in-business" groups are the most effective in a crisis. They are ready to go. Find out how your CB club can become a REACT team. Write to REACT National Headquarters, 205 West Wacker Drive, Chicago, Illinois 60606.

**Reciprocity on the Way?** Did you know that, as a licensed Citizens Radio operator in the U.S.A., you can obtain a tourist's permit to operate your mobile unit in Canada when you visit there? Unfortunately, a

*(Continued on page 87)*



# AMATEUR RADIO

By **HERB S. BRIER**, W9EGQ  
Amateur Radio Editor

## STORMS AND SHARKS MAKE TROUBLE

**O**VER 100 people were killed and another 80 are unaccounted for as Hurricane Camille—driven by 190-mile-per-hour winds—struck the Gulfport-Biloxi area of Mississippi and parts of Alabama and Louisiana during the night of August 17. Pass Christian, Mississippi, was completely destroyed, and virtually all normal means of communications were wiped out. While the storm was still raging amateur radio stations were transmitting emergency messages from the area. Within a matter of hours, the New Orleans office of the Federal Communications Commission had declared two 20-meter frequencies and approximately eight 75-meter frequencies emergency channels for handling communications with the disaster areas. Additional groups were handling emergency communications on all amateur bands between 3.5 and 148 MHz.

The following report is based largely on the personal observations of W9EGQ; so it covers only a miniscule portion of the amateur work in the disaster. One of the first and busiest stations on the air from the area was K5TYP, Keesler Air Force Base, Mississippi. K5TYP handled only highest priority messages concerning supplies, and rescue personnel were flown to the area in "flying box

cars" while keeping radio contact with K5TYP.

Bill Bringer, K5CSJ, Gus Michael, K5AJK, and helpers came in from New Orleans. Gus set up K5AJK at Hancock General Hospital, Bay St. Louis. He handled orders for penicillin, vaccines, bandages, milk, water, and other supplies. He also ran phone patches between hospital doctors and consultants in New Orleans. Bill set up K5CSJ at the Gulfport Airport, handling vital messages, including one order for drinking water that a New Orleans brewery filled with 15,000 bottles of water. Ben Hudson, W5MCC, Grand Island, La., operated from the Gulfport disaster headquarters from early morning and throughout the night starting the morning after the storm. Members of the Twin City Hams Club, Monroe, La., then took over and operated from the headquarters under the club call letters of WA5WKP almost continuously for the rest of the week.

Most of the call letters of the individual amateur stations we heard operating in the disaster areas were so garbled (possibly by us) that it is impossible to identify them properly. We did note that Don, WA5FDP threw open his home to anyone wishing to send a message to anyone outside the disas-

## AMATEUR STATION OF THE MONTH



Joe K. Winner, WB8AST, Beckley, W. V. very often provides the 50th state for hams seeking a Worked All States Award. Running 40 to 60 watts into an EICO 723 transmitter and receiving on a Mosley CM-1, he has worked 39 states and 12 countries on 40 meters. He has a 30-wpm certificate and an Advanced license. We are sending WB8AST a 1-year subscription for winning this month's Amateur Photo Contest. You can enter by sending a clear photograph (preferably black and white) of you at the controls of your station and some details of your amateur career to Amateur Photo Contest, Herb S. Brier, W9EGQ, P.O. Box 678, Gary, Indiana 46401.

ter area. He (and other stations) accepted incoming health and welfare messages and attempted to deliver them by whatever means available.

We congratulate the hundreds of amateurs who cooperated to get the messages through and apologize for not being able to mention all their call letters.

**Expedition "Ra."** On May 25, Thor Heyerdahl and a crew of six set sail from Safi, Morocco in a basket-like papyrus reed raft named "Ra". The journey was designed to prove that the ancient Egyptians could have drifted westward across the Atlantic. This would explain the similarities between the cultures of ancient Egypt and Mexico. The "Ra" was a reproduction of an ancient Egyptian raft—with a major exception. It was equipped with a 60-watt SSB station. Under the callsign LI1B, the raft kept in daily contact with Dick Ehrhorn, W4ETO, Seminole, Florida and LA5LG, Norway, and many other amateurs. Only one schedule was missed during the 3-month trip that ended 700 miles from the island of Barbados.

Violent storms crippled the "Ra" and sharks forced the crew to stop jumping overboard to make repairs. W4ETO ran phone patches between U.S. President Nixon and U.N. Secretary General U. Thant and Thor Heyerdahl; and LA5LG did the honors for the king of Norway.

**License Suspensions.** On August 4, the Federal Communications Commission or-

dered the suspension of the licenses of three McKeesport, Pa., amateurs for related violations of the amateur regulations. The Advanced class license of Paul Allen Kelly, WA3AYC, was ordered suspended for the remainder of the license term (March 12, 1973) for procuring Keith A. Pederson, WA3HAE, to take an Advanced class examination for Technician class licensee, William F. Horvath, WA3CAD. Pederson's license was ordered suspended for six months, and Horvath's license was ordered suspended for the rest of his license term (October 12, 1969). The alleged violation took place at the Commission's Detroit office on February 12, 1969, and the three men had two weeks to turn in their licenses or appeal the suspension orders.

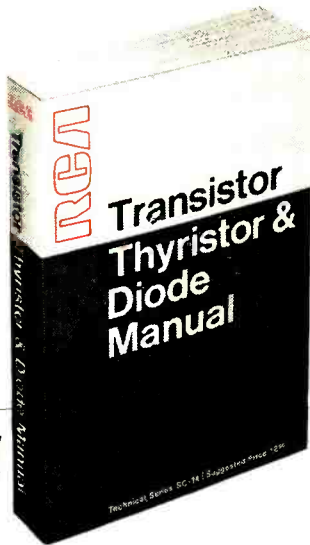
On September 24, the FCC modified its order covering the frequency changes scheduled to go into effect on Nov. 22. Under the new order, Extra class CW sub-bands on the 3.5-, 7-, 14-, and 21-MHz bands remain 25 kHz wide, instead of increasing to 50 kHz; and the 50-MHz Extra/Advanced class sub-band remains 50-50.1 MHz, instead of becoming 50-50.25 MHz. The order reaffirms the previously announced increases in 3.8-, 7.2-, 14.2-, and 21-25-MHz phone band frequencies available to Advanced class licensees.

**Items From Here and There.** *Squelch*, the bulletin of the Anaheim (Calif.) Amateur Radio Association, Inc., reports that after much furor, a new city ordinance permits amateur antenna towers up to 65 feet tall in Orange County. Among the defeated or-



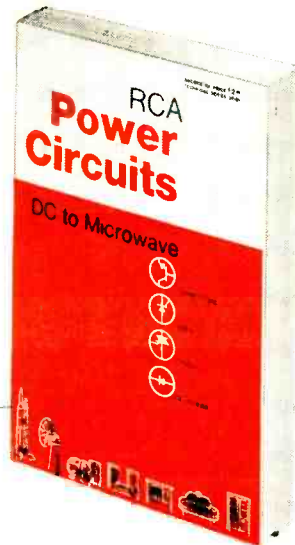
One of the joys of amateur radio is getting to meet in person the DX operators one has worked. Jack Kromer, EL2BI, Monrovia, Liberia, and his wife, Pat, visited John, K9FNP, Tony, W9WIB, and Dave, W9PUB (seated) in Dave's station. Dave's extensive equipment list includes a Collins 75S-1 receiver and 32S-1 transmitter. (Photo: Gary, Ind., Post-Tribune.)

# solid state...up to date



More than 100 new pages of latest information added

CONTENTS	PAGE
<b>MATERIALS, JUNCTIONS, AND DEVICES</b> .....	3
Semiconductor Materials, P-N Junctions, Current Flow, Types of Devices	
<b>BIPOLAR TRANSISTORS</b> .....	11
Design and Fabrication, Basic Circuits, Characteristics, Biasing, Bias Stability, Coupling, High-Frequency Operation, Switching, Transient Effects	
<b>MOS FIELD-EFFECT TRANSISTORS</b> .....	33
Theory of Operation, Fabrication, Electrical Characteristics, General Circuit Configurations, Handling Considerations	
<b>THYRISTORS</b> .....	40
Silicon Controlled Rectifiers, Triacs, Diacs, Gate Characteristics, Switching Characteristics, Ratings, Critical Rate of Rise of On-State Current, Holding and Latching Currents, Critical Rate of Rise of Off-State Voltage, Transient Protection, Radio-Frequency Interference	
<b>SILICON RECTIFIERS</b> .....	59
Thermal Considerations, Characteristics, Ratings, Overload Protection, Series and Parallel Arrangements	
<b>OTHER SEMICONDUCTOR DIODES</b> .....	65
Tunnel Diodes, Varactor Diodes, Compensating Diodes, Photoconductive Diodes, Light-Emitting Diodes	
<b>LINEAR SYSTEM APPLICATIONS</b> .....	74
Detection, Amplification, Oscillation, Frequency Conversion, Automatic Frequency Control, Frequency Multiplication	
<b>TV DEFLECTION AND COLOR DEMODULATION</b> .....	128
Scanning Fundamentals, Sync, Vertical Deflection, Horizontal Deflection, Color Demodulation	
<b>POWER SWITCHING AND CONTROL</b> .....	144
Nonsinusoidal Oscillators, Switching Regulators, Converters and Inverters, Automobile Ignition System, Pulse Modulators, Light, Heat, and Motor Controls	
<b>COMPUTER CIRCUITS</b> .....	174
<b>DC POWER SUPPLIES</b> .....	183
Rectification, Filtering, Regulators	
<b>TESTING AND MOUNTING</b> .....	191
<b>SYMBOLS</b> .....	211
<b>SELECTION CHARTS</b> .....	217
<b>TECHNICAL DATA</b> .....	223
<b>OUTLINES</b> .....	564
<b>MOUNTING HARDWARE</b> .....	576
<b>CIRCUITS</b> .....	582
<b>INDEX</b> .....	653



Newly expanded information for the circuit designer


CONTENTS	PAGE
<b>SEMICONDUCTOR MATERIALS, JUNCTIONS, AND DEVICES</b> .....	3
Semiconductor Materials, Current Flow, N-P-N and P-N-P Structures, Types of Devices	
<b>SILICON RECTIFIERS</b> .....	10
Theory of Operation, Characteristics and Ratings, Series and Parallel Rectifier Arrangements, High-Voltage Rectifier Assemblies, Packaging	
<b>THYRISTORS</b> .....	29
Theory of Operation, Construction, Ratings and Characteristics, Series and Parallel Operation, Transient Protection	
<b>SILICON POWER TRANSISTORS</b> .....	65
Design and Fabrication, Basic Transistor Parameters, Maximum Ratings, Thermal Considerations, Second Breakdown, Safe-Area Ratings, Small-Signal Analysis, Large-Signal Analysis, Switching Service	
<b>RECTIFICATION</b> .....	149
<b>POWER CONVERSION</b> .....	162
<b>POWER REGULATION</b> .....	200
Linear Voltage Regulators, Switching Regulator, General Triggering Considerations, Phase-Control Analysis of SCR's, Motor Controls, Incandescent Lighting Controls	
<b>THYRISTOR AC LINE-VOLTAGE CONTROLS</b> .....	226
General Considerations, Motor Controls, Heater Controls, Incandescent Lighting Controls	
<b>HIGH-FREQUENCY POWER AMPLIFIERS</b> .....	262
Design of RF Power Amplifiers, Matching Networks, Marine Radio, Citizens-Band Transmitters, Mobile Radio, SSB Transmitters, Aircraft Radio, Community-Antenna TV, UHF Military Radio, Microwave Amplifiers and Oscillators, Frequency Multipliers	
<b>CONTROL AND LOW-FREQUENCY POWER AMPLIFIERS</b> .....	379
General Considerations, Audio-Frequency Power Amplifiers, Ultrasonic Power Sources, Servo Amplifiers	
<b>BIBLIOGRAPHY</b> .....	438
<b>INDEX</b> .....	440
<b>RCA TECHNICAL PUBLICATIONS</b> .....	444

New and indispensable

**Get yours today from your RCA Distributor**

or RCA Electronic Components,  
Commercial Engineering, Section LI33SD  
Harrison, N. J. 07029

# THROW AWAY THE SOLDER OR MY DADDY USES CUSS WORDS



Some years ago two men, Mr. S. and Mr. deC had an idea. Wearing white hats they dutifully offered it to the giant electronics conglomerate under whose roof they laboured. He sneered so they left and developed it on their own.

It's a solderless breadboard and the secret lies in a precision clip of firm grasp and low resistance. These clips are leafspring contacts of phosphor bronze or silverplate.



As with all good things customers came up with more ideas in using S-DeCs than the originators believed possible and the demand for added flexibility resulted in a box with two interlocking S-DeCs known as DeCSTOR, (pronounced Deck-Store). Not content with this, users circuits outgrew the DeCSTOR and so a 4-DeC kit was created for the man with ideas bigger than his breadboard. Today there is a whole range of DeC solderless breadboards covering conventional and integrated circuit requirements.

So, if you need to throw away the solder, keep the skin on your fingers and the black words buried down below, write to us for more information, or better still send us a check.

## INTRATEC

399 Jefferson Davis Highway  
Arlington, Virginia 22202

Please send me postage paid:

- ..... S-DeC's                    @ \$6.75 each
- ..... DeC STOR's               @ \$11.75 each
- ..... 4-DeC's                    @ \$23.25 each

I enclose a check/money order for \$.....  
Va. residents add 4% sales tax

I am interested in the IC versions. Send literature and prices.

Name .....

Address .....

City .....

State ..... Zip Code .....

Box PE-12

CIRCLE NO. 23 ON READER SERVICE PAGE

finances was one that would have limited tower heights to 25 feet. Stan Pryga, W6WJ, editor of *Squelch*, commenting on moving the club's 40-meter net frequency above 7250 kHz to accommodate General class licensees as a result of the new frequency allocations, suggests that it might be wise for some nets to consolidate, rather than for each to attempt to find an interference-free frequency of its own. He points out that the club's VHF (2-meter) net has better coverage over a 50-mile radius than the lower frequency bands.


Is amateur radio becoming an old man's hobby? A recent American Radio Relay League poll says not. It shows that today's amateur newcomer is 24 years old, almost two years younger than his counterpart of 20 years ago; and 36 percent of the newcomers are under 16. Of course, the average age of all amateurs is greater than 24, because amateur radio is a lifetime hobby for so many.



Isabel "Inkie" Scott, WB2AHE, Vineland, N.J., has run 10,000 phone patches for U.S. ice breakers in Antarctica in the past 10 years, using a Drake R-4 receiver, T-4 transmitter, and BTI amplifier. Her husband Bob, WB2AHF, operates his own Hallicrafters SX-101, HT-32 and final amplifier in same shack.

## NEWS AND VIEWS

According to Marty, WA3ERL, there is a report in *Anto Cali* (Washington, D.C.) that K3UZE worked 56 countries on 75-meter phone during the last ARRL DX contest using a 120-foot vertical antenna supported by a gas-filled balloon... Another vertical user is Calvin Cooley, WA3HP5/9, 2137 Waverly Dr., Gary, In. 46401. Cal's antenna is a Newtronics 4-BTV; he has all states worked, but he can't pry cards out of Montana, South Dakota, or South Carolina; so he would like 40-meter CW skeds with those states with QSL's. On the international scene, Cal has worked 50 countries—30 of them confirmed... Kenny Kaeo, WN6BYW, 6667 Woodlake Av., Canoga Park, Ca. 91304, has a Hallicrafters HT-37 transmitter (with a crystal-control adapter, we hope) and receives on a Hallicrafters



## MONOLITHIC INTEGRATED CIRCUIT HIGH FIDELITY AMPLIFIER AND PRE-AMP

Enlarged  
photo of  
actual  
silicon  
chip



## the world's most advanced high fidelity amplifier

The Sinclair IC-10 is the world's first monolithic integrated circuit high fidelity power amplifier and pre-amplifier. The circuit itself, a chip of silicon only a twentieth of an inch square by a hundredth of an inch thick, has an output of 10 watts. It contains 13 transistors (including two power types), 2 diodes, 1 zenor diode and 18 resistors, formed simultaneously in the silicon by a series of diffusions. The chip is encapsulated in a solid plastic package which holds the metal heat sink and connecting pins. This exciting device is not only more rugged and reliable than any previous amplifier, it also has considerable performance advantages. The most important are complete freedom from thermal runaway due to the close thermal coupling between the output transistors and the bias diodes and very low level of distortion.

The IC-10 is primarily intended as a full performance high fidelity amplifier and pre-amplifier, for which application it only requires the addition of the usual tone and volume controls and a battery or AC power supply. However, it is so designed that it may be used simply in many other applications including car radios, electronic organs, servo amplifiers (it is DC coupled throughout) etc. The photographic masks required for producing monolithic ICs are expensive but once made, the circuits can be produced with complete uniformity and at very low cost. It also enables us to make the following guarantee: If for any reason you are not satisfied with any Sinclair product, return it immediately for full refund of purchase price.

# sinclair

## IC-10

**\$12.00 postpaid**

### ■ SPECIFICATIONS

Output	10 Watts peak. 5 Watts R.M.S. continuous
Frequency response	5 Hz to 100 KHz ± 1dB
Total harmonic distortion	Less than 1% at full output
Load impedance	3 to 15 ohms
Power gain	110dB (one hundred billion times) total
Supply voltage	8 to 18 volts
Size	1 x 0.4 x 0.2 inches
Sensitivity	5mV
Input impedance	Adjustable externally up to 2.5 M ohms

### ■ CIRCUIT DESCRIPTION

The first three transistors are used in the pre-amp and the remaining 10 in the power amplifier. Class AB output is used with closely controlled quiescent current which is independent of temperature. Generous negative feedback is used round both sections and the amplifier is completely free from crossover distortion at all supply voltages, making battery operation eminently satisfactory.

### ■ APPLICATIONS

Each IC-10 is sold with a very comprehensive manual giving circuit and wiring diagrams for a large number of applications in addition to high fidelity. These include stabilized power supplies, oscillators, etc. The pre-amp section can be used as an R.F. or I.F. amplifier without any additional transistors.

### ■ PZ-4 POWER SUPPLY

Suitable for use with two IC-10's. Comes preset at 18 vdc. Adjustable 0-30vdc. \$13.95 postpaid.



## AUDIONICS, INC.

Dept. PE-12  
9701 S.E. Mill  
Portland, Oregon 97216

I enclose \$ \_\_\_\_\_ for items checked  
 \_\_\_\_\_ IC-10's @ \$12.00 ea.  
 \_\_\_\_\_ PZ-4's @ \$13.95 ea.  
 \_\_\_\_\_ FREE Literature

Name \_\_\_\_\_

Address \_\_\_\_\_

City \_\_\_\_\_

State \_\_\_\_\_

Zip \_\_\_\_\_

Please allow 2 weeks for delivery.



Phil Haller, W9HPG, receives the 4th Annual Illinois Amateur of the Year Award from Chuck Borkowski, WA9TWA, President of Hamfesters at the 35th annual club hamfest. W9HPG is American radio Relay League Central Division Director. (Photo: W9QKE)

SX-117 receiver. He is on 40 via a dipole and on 15 with a modified CB beam.

**Eugene Kramer, WA9TZL**, 302 N. Main St., Freeburg, Il. 62243, uses a rotary trap dipole antenna on 10, 15, and 20 meters and an 11-element beam on 2 meters. A Knight-Kit T-60 transmitter and Drake 2B receiver work with the dipole and a Heathkit Twoer feeds the beam. Gene has worked 48 states and 42 countries. He is a member of the Amateur Radio Emergency Corps, an alternate net control for the local Civil Defense net and an amateur meteorologist. . . **Manuel Greco, K2LFG**, 50 4th Av., Atlantic Highlands, N. J. 07716, is an award collector. He has 40 of them and is now working on a trophy awarded for proof of contact with 1000 different Novices. He will be glad to tell anyone interested about it and other awards open to Novices. Manuel has two transmitters—a Lafayette Starflite 90 and a venerable Heath AT-1; his receiver is a Collins 75A-1, and the antennas include a 100-foot endfed wire, 40-meter dipole, and two full waves in phase for 15 meters. Manuel has worked all states, he is now trying for WAS/Novice.

**Tom Upshaw, WN5ZEH**, 312 East Xavier, Temple, Texas 76501, celebrated getting his license by burning out the power transformer in his transmitter the next day! But the transformer is now replaced, and Tom has worked 50 stations in six states in a month. His transmitter is a Heathkit DX-20, and his receiver is a Hallicrafters S-85 . . .

**"Doc" Lester, WA9UCM**, 204 N. Park St., Streator, Il. 61364, (who was selected as Amateur Station of the Month for October, 1968) was pleased to receive the following SWL report. "Doc, monitored your QSO with WN8DFU. It was nice to hear a General who is courteous and will send to a Novice in clear code at appropriate speed!" The SWL had been waiting for his own Novice ticket to arrive. . . **Lewis Brenner, WA3GNL**, 1314 Fanshaw St., Philadelphia, Pa. 19111, got a Novice license that he never used in 1965. He operated on 50 MHz as a Technician in 1967 using a Heathkit Shawnee transceiver and a "halo" antenna. In 1968, he got his General license. Hammarlund HQ-150 receiver, Phasemaster II-B SSB/CW transmitter, and a Hy-Gain 12-AVQ vertical antenna. With this combination, Lew has worked 25 countries—seven confirmed to go with his 18 confirmed states. If all went as planned, WA3GNL now has an Advanced class license and who-knows-what new gear.

Remember, we need your "News and Views" and pictures for your column. Thank you for keeping or putting us on the mailing list to receive your club bulletin. The address is: Herb S. Brier, W9EGQ, Amateur Radio Editor, POPULAR ELECTRONICS, P.O. Box 678, Gary, Ind. 46401. A Merry Christmas and a peaceful New Year to all.

73, Herb, W9EGQ.



Lewis Brenner, WA3GNL, has good success on 6 meters with his Heathkit Shawnee transceiver and on the lower frequencies, he uses a Phasemaster II-B transmitter with Hammarlund HQ-150 for receiving.

## PROFESSIONAL TYPE MOBILE MONITOR RECEIVER

### Solid State FM / Crystal Controlled / 6 Channels ..... \$99<sup>95</sup>

LESS  
CRYSTALS



SEND  
FOR FREE LITERATURE



This expertly engineered, all solid-state, crystal controlled FM receiver provides instant monitoring of the VHF frequencies between 39 and 46 mcs or 153 to 157 mcs. Outdating all of the bulky tube-type monitors which take up needed space under dashboards, the compact Ameco Model MRT-6 high band or MRT-7 low band unit measures only 2-1/8" high by 5-5/16" wide by 7-7/8" deep. It's a professional type receiver with latest double conversion super-heterodyne circuitry providing 3/4 microvolt sensitivity for 20 db quieting. Has built-in speaker and mobile mounting bracket. Optional AC power supply available.

DIVISION OF AEROTRON/BOX 6527/RALEIGH, N. C. 27608

CIRCLE NO. 1 ON READER SERVICE PAGE



## TWO-WAY REACTIONS

(Continued from page 80)

Canadian citizen cannot yet get permission, under any circumstances, to operate in the States. The Communications Act of 1934, which established the FCC, forbids licensing anyone who is not a U.S. citizen. So, don't write to the FCC asking them to change the rules. Only Congress can change this rule. But there is a ray of hope, a treaty between the two countries is awaiting Canadian agreement, to be followed by ratification in the U.S. Senate. (A treaty with a foreign power, ratified by the Senate, overrules conflicting domestic legislation.

Right now, the Canadian Foreign Office is the bottleneck. So, all you Canadians who want to use your mobile rigs when you travel south of the border, put the pressure on your officials so we can extend the Good Neighbor Policy both ways across the border.



Emergency squad of CB Rangers, Inc. (Butler, Pa.) bought a \$1000 bloodhound to aid in emergencies.

**Keep the News Coming.** If it seems that we are reporting only news of REACT teams, it is because we seem to get news only from REACT teams. Please tell us what your independent CB club is doing. We are also interested in your experiences as an individual operator. Don't forget to enclose photos. We want to tell the whole story of Citizens Two-Way Radio. Obviously, REACT is a very important factor in the picture, but we want to include everyone. Let us know what you are doing. Send your material directly to: Editor, Two-Way REACTions, REACT National Headquarters, 205 West Wacker Drive, Chicago, Illinois 60606.

-50-

IT COSTS ONLY  
1/100 OF 1¢ MORE  
PER SOLDER JOINT  
TO KNOW YOU ARE USING THE  
WORLD'S FINEST CORED SOLDER

New Easy  
Dispenser  
Pak  
60/40  
18 S.W.G.



Latest PC  
(Printed  
Circuit) Pak  
60/40 Extra Thin  
22 S.W.G.--.028"

each only 59¢ per package at your dealer

ERSIN



FIVE-CORE  
SOLDER

MULTICORE SALES CORP., WESTBURY, N.Y. 11590  
CIRCLE NO. 27 ON READER SERVICE PAGE

**FREE!**

**1970  
EDITION-**

Brand New!  
112 pages of the  
best in electronics  
equipment. Filled  
with amazing buys.  
Special package  
buys and many  
exclusive items  
you can't get  
anywhere else!  
Anything in the  
book on easy  
credit terms,  
TOO!



**WORLD RADIO**

3415 West Broadway  
Council Bluffs, Iowa 51501

Dept. PE-1

Gentlemen:

Please send me your Free 1970 Catalog.

Name \_\_\_\_\_

Address \_\_\_\_\_


City \_\_\_\_\_

State \_\_\_\_\_

Zip \_\_\_\_\_

CIRCLE NO. 45 ON READER SERVICE PAGE

**We pack your electronics course with kits to make your training fast. You'll enjoy every minute of it.**



## **Your NTS success package**

Choose a career in electronics: Computers. Color TV Servicing. Automation. Communications. Whatever the field, NTS has a complete home-study package to get you to the top *faster*. 10 thorough training courses. Each includes *everything* to give you the *working* knowledge required of successful technicians.


NTS Project-Method Training is the practical way to learn elec-

tronics. It's a proven combination of lessons and the best professional kit equipment available. NTS provides the *biggest selection of kits ever offered in home-study . . . all at no extra cost*. You'll construct these exciting kits to fully understand electronic circuits, components, and concepts. Our Project-Method lets you build skills by putting theory into practice . . . by working with your hands, as well as your head.

The NTS "learn and practice" approach makes training at home really easy. All it takes is a few hours a week . . . whether you're starting from scratch or in advanced courses. This is the all-inclusive success package that put thousands of men into the best paying jobs . . . or into their own business. If "just a living" isn't good enough for you, now is the time to get something better going for you!

## NTS COMPUTER ELECTRONICS

This is the future. And it's happening now. The number of computers will *increase many times* in the next few years.




### Exclusive new Compu-Trainer®

NTS offers a solid grounding in computer operation, wiring, data processing and programming. One of the 10 important kits included is our exclusive Compu-Trainer®. It's a fully operational computer logic trainer — loaded with integrated circuits — the first ever offered in home study. It introduces you quickly to how, what, when and why of computers . . . from theory to practical servicing techniques. This unit is capable of performing 50,000 operations per second. And it's sent at no extra cost.

## NTS COLOR TV SERVICING

This is a broad, easily understood




### COLOR TV 295 SQ. IN. PICTURE

program designed to make you a complete home-entertainment service technician. Included, at no extra cost, is a color TV that has more features than any

set on the market. You also learn all about stereo, hi-fi, multiplex systems, and become a specialist in Color TV Servicing. Kits also include AM-SW radio, solid-state radio, field-effect transistor volt-ohmmeter, electronic tube tester.

## NTS AUTOMATION/ INDUSTRIAL ELECTRONICS

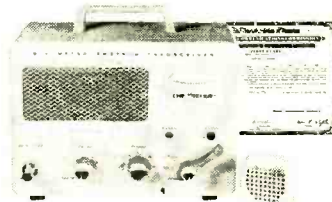
You're trained in the "push-button" electronics that keep industry going and growing . . . from relay type controls to highly advanced systems essential to production. You receive 16 kits including a 5" wide band oscilloscope, and the new NTS electronics lab: a fascinating NTS exclusive experimental laboratory. A complete workshop which makes you familiar with solid-state, miniature, and integrated circuits.



5"  
Oscilloscope

## NTS ELECTRONIC COMMUNICATIONS

The use of 2-way radio systems in private and commercial applications is skyrocketing. NTS prepares you for the big-money opportunities in the field of transmitting and receiving equipment. *Your tuition will be refunded in full if you cannot pass the FCC exam for a 1st Class Commercial Radio-Telephone License within*



5 Watt AM Transmitter & Receiver

*six months after successfully completing this course.* You build valuable kits including Amateur-Phone 6 Meter VHF Transceiver, solid-state Radio, and a field-effect transistor volt-ohmmeter.

## CLASSROOM TRAINING AT LOS ANGELES

You can take classroom training at Los Angeles in sunny Southern California. NTS occupies a city block with over a million dollars in facilities devoted exclusively to technical training. Check box in coupon.


## NATIONAL TECHNICAL SCHOOLS

World-Wide Training Since 1905  
4000 South Figueroa Street  
Los Angeles, Calif. 90037, U.S.A.

## APPROVED FOR VETERANS

Accredited Member: National Association of Trade and Technical Schools, National Home Study Council.

### TODAY, MAIL COUPON FOR FREE COLOR CATALOG AND SAMPLE LESSON.



NATIONAL TECHNICAL SCHOOLS  
4000 S. Figueroa St., Los Angeles, Calif. 90037

Please rush Free Color Catalog and Sample Lesson, plus information on field checked below. No obligation. No salesman will call.

- MASTER COURSE IN COLOR TV SERVICING
- COLOR TV SERVICING
- MASTER COURSE IN TV & RADIO SERVICING
- PRACTICAL TV & RADIO SERVICING
- MASTER COURSE IN ELECTRONIC COMMUNICATIONS
- FCC LICENSE COURSE
- MASTER COURSE IN ELECTRONICS TECHNOLOGY
- INDUSTRIAL AND AUTOMATION ELECTRONICS
- COMPUTER ELECTRONICS
- BASIC ELECTRONICS

Name \_\_\_\_\_ Age \_\_\_\_\_

Address \_\_\_\_\_

City \_\_\_\_\_ State \_\_\_\_\_ Zip \_\_\_\_\_

- Check if interested in Veteran Training under new G.I. Bill.
- Check if interested ONLY in Classroom Training at Los Angeles. Dept. 205-129

## Fast easy soldering is a gift from

# Weller®

Give a Weller soldering tool for Christmas and you give a man the ability to make secure soldered connections quickly and easily. And because no other soldering tools match Weller for features and dependability, you know you're giving the best.



### 8-Piece Dual Heat Soldering Gun Kit

Gun tip heats instantly when trigger is pulled. Two trigger positions for instant switching to high 140 watt or low 100 watt heat. Built-in spotlight. Included: 3 soldering tips, tip wrench, flux \$995 list  
brush, soldering aid, solder, plastic case. Model 8200PK.




### New TEMPMATIC® Temperature Controlled Soldering Tool

Combines all the advantages of a fast heating soldering gun, a lightweight pencil iron and tip temperature control. Gives maximum component protection in the most delicate work situations. Yet it does heavy jobs like chassis soldering. Weighs only 7 ounces. Powerhead contains Weller's temperature control system. Model GT-7A has 700°F. 3/16" chisel point Powerhead. Model GT-6B has 600°F. conical \$1298 list  
point Powerhead. Each tool—

### Weller MARKSMAN Soldering Iron Kit

Lightweight 25-watt iron outperforms all other irons of its size and price. Has replaceable tip, stainless steel barrel, cool handle. Included: 2 extra tips, soldering aid, solder. Model SP-23K. \$444 list



WELLER ELECTRIC CORPORATION, EASTON, PA.  
WORLD LEADER IN SOLDERING TOOLS

CIRCLE NO. 43 ON READER SERVICE PAGE

## TREBLE BOOST

(Continued from page 60)


When the circuit is completed, assemble the utility box. Turn the box over and fasten a suitable knob to the shaft of the potentiometer.

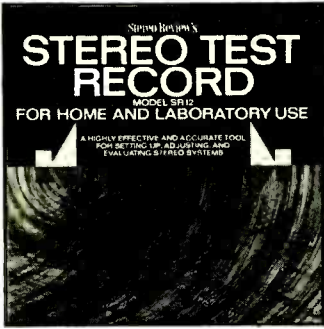
To use the booster preamp, plug into *J1* the cable from your guitar and the plug on the booster/preamp's cable into the input of your amplifier. Switch on power (turn the potentiometer knob clockwise until you hear a click) and start playing your guitar.

By experimenting with the setting of the potentiometer control, you can determine the best positions of the control for different occasions and effects. (The maximum stage gain of the treble boost preamp is at this point restricted to 20 dB at 3000 Hz to prevent overloading and consequent distortion of the amplifier input stages. However, if your guitar/amplifier combination will handle it without degrading the sound quality, you can add another 6 dB of gain. To do this, remove *R5* from the circuit, and connect *C2* directly to the negative buss of the circuit.)

Once you familiarize yourself with the use of the guitar treble boost preamplifier, you will wonder how you got along without it at "rock" sessions. And because the booster preamp is an accessory item, when the time comes that you do not need it for special effects, you can disconnect it from the circuit and play your guitar straight through.

-30-





**THE  
2 MOST  
IMPORTANT  
RECORDS IN  
YOUR ENTIRE  
COLLECTION!**



**New Standard in Stereo Testing! The All-New Model SR12 STEREO TEST RECORD**      **The Most Spectacular Sound Exhibition of STEREO FIDELITY Ever Available on one Disc.**

**The most complete . . . most sophisticated . . . most versatile Test Disc available today!**

Whether you're an avid audiophile who'll settle for nothing but peak performance from his stereo components . . . a casual listener who'd like more insight into the challenging world of stereo reproduction . . . or a professional technician who needs precise standards for lab testing . . . the new MODEL SR12 will be the most important disc in your entire collection. SR12 has been produced by Stereo Review Magazine for music lovers who want immediate answers to questions about the performance of their stereo systems and how to get the best possible sound reproduction. SR12 is the most complete test record of its kind—containing the widest range of checks ever included on one test disc.

**MAKE THESE IMPORTANT STEREO CHECKS BY EAR . . . (NO INSTRUMENTS OF ANY KIND REQUIRED)**

**FREQUENCY RESPONSE** — a direct warble-tone check of nineteen sections of the frequency spectrum, from 20 to 20,840 Hz • **SEPARATION** — indicates whether you have adequate separation for good stereo • **CARTRIDGE TRACKING** — devised for checking the performance of your cartridge, stylus and tone arm • **CHANNEL BALANCE** — two broad-band, random-noise signals which permit you to eliminate any imbalances originating in cartridge, amplifier, speakers or room acoustics • **HUM AND RUMBLE** — foolproof tests that help you evaluate the actual audible levels of rumble and hum in your system • **FLUTTER** — a sensitive "musical" test to check whether your turntable's flutter is low, moderate, or high • **PLUS:** Cartridge and Speaker Phasing • Anti-Skating Adjustment • "Gun Shot Test" for Stereo Spread • Multi-purpose Musician's "A" • Equal-tempered Chromatic Octave • Guitar-tuning Tones.

**FOR THE ULTIMATE IN STEREO TESTING,  
7 CRITICAL TEST EQUIPMENT CHECKS . . .**

**Attention professionals:** Model SR12 is also designed to be used as a highly efficient design and measurement tool. In the following tests, recorded levels, frequencies, etc. have been controlled to laboratory tolerances—affording accurate numerical evaluation when used with oscilloscope, chart recorder, output meter, intermodulation-distortion meter and flutter meter.

- 1,000-Hz square waves to test transient and high-frequency response of phono pickups.
- 500 to 20,000 Hz frequency-response sweep.
- Sine-wave tone-bursts to test transient response of pickup.
- Intermodulation test using simultaneous 400-Hz and 4,000-Hz signals.
- Intermodulation sweep to show distortion caused by excessive resonances in tone arm and cartridge.
- 1,000-Hz reference tones to determine groove velocity.
- 3,000-Hz tone for flutter and speed tests.
- **Sample waveforms** — illustrating both accurate and faulty responses are provided in the instruction Manual for comparison with the patterns appearing on your own oscilloscope screen.

**FREE** 8 Page Instruction Manual includes detailed instructions, charts, tables and diagrams.

**Only \$4.98 each**

Descriptive Booklet Enclosed includes discussion of the selections on the record, plus a complete description of each selection and the purpose behind its demonstration.

**FREE**

**NOTE — THE STEREO DEMONSTRATION RECORD ONLY IS AVAILABLE IN YOUR CHOICE OF 33 1/3 RPM OR 45 RPM**

Both the Model SR12 Stereo Test Record and Stereo Demonstration Record are processed and pressed on a newly developed, improved vinyl. It is permanently anti-static, repels dust and dirt and promotes longer stylus wear. The use of this material is conducive to low surface noise and contributes to the production of full dynamics and frequency range. The record continually looks new, sounds new and wears longer.

**RECORDS • Ziff-Davis Service Division**  
595 Broadway • New York, N.Y. 10012

PE-12-69

My check (or money order) for \$ \_\_\_\_\_ is enclosed.  
Please send:

\_\_\_\_\_ Stereo Review Stereo Demonstration Records at \$4.98 each, postpaid.

Check one:  33 1/3 RPM     45 RPM

\_\_\_\_\_ Model SR12 Stereo Test Records at \$4.98 each, postpaid.

(Outside U.S.A. please send \$7.00 per record ordered.) New York State residents please add local sales tax.

Print Name \_\_\_\_\_

Address \_\_\_\_\_


City \_\_\_\_\_

State \_\_\_\_\_ Zip \_\_\_\_\_

**PAYMENT MUST BE ENCLOSED WITH ORDER**

# Great Gift Ideas From The

## Announcing The New Heathkit<sup>™</sup> AR-29 100-Watt AM-FM-FM Stereo Receiver



The World's Finest Medium Power Stereo Receiver...  
Designed In The Tradition Of The Famous Heathkit AR-15... \$285.00\*



Quietly distinctive when not in use... its impressive midnight black and chrome face unmarred by dial or scale markings. A touch of the power switch and the dial and scale markings appear.

All solid-state design... 65 transistors, 42 diodes and 4 Integrated Circuits.


Assembled, aligned FET tuning unit.

Advanced 9-pole L-C Filter for greatest selectivity... a first in the industry.

Plug-In Circuit Boards for easier assembly, easier service... another first in kits.

Built-In Test Circuitry for voltage and resistance checks without external instruments during construction and after.

Massive Power Supply... just loafs along at 100 watts output.



• All solid-state design • 100 watts music power output at 8 ohms • 7-60,000 Hz frequency response • Less than 0.25% Harmonic & 0.2% IM Distortion at full output • Transformerless, direct-coupled outputs with dissipation-limiting circuitry for output protection • Ball-bearing inertia flywheel tuning • Advanced L-C filter gives 70 dB selectivity and elimination of IF alignment • Assembled, aligned FET FM tuner for better than 1.8 uV sensitivity • New Mute Control attenuates between-station FM noise • New Blend Control attenuates noise on FM-Stereo stations • SCA filter • Linear Motion Controls for Bass, Treble, Balance & Volume • Individually adjustable input level controls for each channel of each input keeps volume constant when switching sources • Switches for 2 separate stereo speaker systems • Center speaker capability • Two front-panel meters for precise station tuning • Stereo indicator light • Stereo headphone jack • Swivel AM rod antenna • 300 & 75 ohm FM antenna inputs • Massive, electronically regulated power supply • New Modular Plug-In Circuit Board designed for easy enjoyable assembly

AM That Sounds Like FM. Three FET's in the AM RF section combine superior sensitivity with greater signal handling capability to give the finest AM reception available. A built-in AM rod antenna swivels for best signal pick-up.

Kit Exclusive: Modular Plug-In Circuit Board Construction... for simplified assembly... easier, faster service.

Kit Exclusive: Built-In Test Circuitry lets you not only assemble, test & align your new AR-29, but also *completely* service it — without external test equipment.

You Be The Judge. Compare the specifications... exciting styling concepts... the dozens of features... the price. You'll find that the new Heathkit AR-29 is, indeed, the world's finest medium power stereo receiver. Order yours soon.

Kit AR-29, (less cabinet), 33 lbs..... \$285.00\*  
Assembled AE-19, oiled pecan cabinet, 10 lbs..... \$19.95\*

Another Design Leader... reflecting the heritage of the world-famous Heathkit AR-15. A new milestone in audio history is here: the world's finest medium power stereo receiver... the Heathkit AR-29.

The Finest Stereo Amplifier In Any Receiver... delivers a full 100 watts music power, 70 watts continuous — drives even the most inefficient speakers. A giant fully regulated & filtered power supply, 4 individually heat-sunk and protected output transistors and the best specs in the industry add up to unmatched audio fidelity.

The Heath Mark Of Quality: FM Stereo Performance... now more apparent than ever. The assembled, aligned tuning unit uses FET circuitry for high overload capability, low cross modulation and 1.8 uV sensitivity. Three IC's in the IF give greater AM rejection, hard limiting, excellent temperature stability & reliability. Another IC in the Multiplex section performs four different functions... assures perfect stereo reproduction.

Kit Exclusive: 9-Pole L-C Filter... delivers an ideally shaped bandpass with greater than 70 dB selectivity, superior separation and eliminates IF alignment forever.


**PARTIAL AR-29 SPECIFICATIONS — AMPLIFIER:** Continuous power output per channel: 35 watts, 8 ohms. **IHF Power output per channel:** 50 watts, 8 ohms. **Frequency response:** 1 dB, 7 60,000 Hz, 1 watt level. **Power Bandwidth for constant 0.25% THD:** Less than 5 Hz to greater than 30 kHz. **Total harmonic distortion:** (Full power output on both channels) Less than 0.25% @ 20-20,000 Hz; less than 0.1% @ 1000 Hz. **IM Distortion:** Less than 0.2% (full output, both channels); less than 0.1% (1 watt output, both channels). **Hum and noise:** (phono input) —65 dB relative to 100 uV signal. **Phono input sensitivity:** 2.2 millivolts (overload 155 millivolts). **FM: Sensitivity:** 1.8 uV or better. **Volume sensitivity:** Below measurable level. **Selectivity:** Greater than 70 dB. **Image rejection:** 90 dB. **IF Rejection:** 90 dB. **Capture ratio:** 1.5 dB. **Total harmonic distortion:** 0.5% or less. **IM Distortion:** 0.4% or less. **Spurious rejection:** Greater than 90 dB. **FM STEREO: Separation:** 40 dB min. @ mid-frequencies, 30 dB @ 50 Hz; 25 dB @ 10 kHz; 20 dB @ 15 kHz. **Frequency response:** ±1 dB, 20-15,000 Hz. **Total harmonic distortion:** 0.5% or less @ 1000 Hz, 100% modulation, 19 kHz & 38 kHz. **Suppression:** 55 dB. **SCA Suppression:** 55 dB. **AM SECTION: Sensitivity:** (using built-in rod antenna): 200 uV/M @ 600 kHz; 300 uV/M @ 1400 kHz (IHF rated). **Selectivity:** Greater than 40 dB alternate channel. **Image rejection:** 60 dB @ 600 kHz; 45 dB @ 1400 kHz. **IF Rejection:** Greater than 50 dB. **Harmonic distortion:** Less than 2%. **Hum & Noise:** —35 dB.

# Leader In Electronic Kits



## HEATHKIT AR-15 Deluxe Solid-State Receiver

The Heathkit AR-15 has been highly praised by every leading audio and electronics magazine, every major testing organization and thousands of owners as THE stereo receiver. Here's why. The powerful solid-state circuit delivers 150 watts of music power, 75 watts per channel, at  $\pm 1$  dB, 8 Hz to 40 kHz response. Harmonic & IM distortion are both less than 0.5% at full rated output. The world's most sensitive FM tuner includes these advanced design features ... Cascade 2-stage FET RF amplifier and an FET mixer for high overload capability, excellent cross modulation and image rejection ... Sensitivity of 1.8  $\mu$ V or better ... Harmonic & IM distortion both less than 0.5% ... Crystal Filters in the IF section give a selectivity of 70 dB under the most adverse conditions. Adjustable Phase Control for maximum separation ... elaborate noise operated squelch ... stereo only switch ... stereo indicator light ... two front panel stereo headphone jacks ... front panel input level controls, and much more. Easy circuit board construction. For the finest stereo receiver you can buy anywhere, order your AR-15 now, 34 lbs. Optional walnut cabinet, AE-16, 10 lbs. ... \$24.95\*



Kit AR-15  
\$349.95\*  
(less cabinet)

Assembled  
ARW-15  
\$540.00\*  
(less cabinet)

## HEATHKIT AD-27 "Component Compact"

Heath engineers combined the circuitry of the famous Heath AR-14 Stereo Receiver with the precision BSR McDonald 500A Automatic Turntable and put them both in a sliding door walnut cabinet. The result is a stereo compact with component performance: a solid 30 watts music power output ... 12-60,000 Hz frequency response ... less than 1% IM & Harmonic Distortion at full output ... effortless flywheel tuning ... excellent sensitivity & selectivity ... adjustable phase control for perfect stereo separation ... automatic stereo indicator light. The BSR 500A includes features such as cueing/pause control ... stylus pressure adjustment ... anti-skate control ... and comes with a famous Shure diamond stylus magnetic cartridge. Put the top performing, attractively styled Heathkit AD-27 "Component Compact" in your home now, 41 lbs.




Kit AD-27  
\$179.95\*

### These Kits Make Excellent Gifts For Beginners

## HEATHKIT GR-88 VHF-FM Monitor Receiver

- Tunes narrow & wide band FM from 152-174 MHz for police, fire and weather broadcasts • Highly sensitive • Very selective • 6-to-1 vernier tuning plus single-channel crystal control • Noise-operated squelch • All solid-state design • Battery operated • Built-in whip antenna and external antenna jack • Easy assembly with preassembled tuner • 5 lbs.


Kit GR-88  
\$49.95\*



## HEATHKIT GD-48 Metal Locator

- All solid-state circuitry for long, trouble-free life, low current drain and light weight • High sensitivity from the Induction Balance circuitry • Detects metal accurately down to 6 ft. • Built-in speaker signals presence of metal • Headphone jack • Telescoping shaft & swivel search head • Rugged, lightweight construction — weighs just 3 lbs. • Fast 6-8 hour assembly • 4 lbs.

Kit GD-48  
\$59.95\*



Kit GD-107  
\$54.95\*

## HEATHKIT GD-107 Portable Stereo Phonograph

- Automatic or manual stereo and mono play of all speeds and sizes • All solid-state • Includes ceramic cartridge • Twin 4 x 6" speakers for wide response • Handsome avocado green & ivory styling • Easy 3-4 hour assembly • 29 lbs.

Kit JK-18  
\$19.95\*

## New HEATHKIT JR.® JK-18 Electronic Workshop

- 35 easy-to-build, fun-to-use experiments that teach basic electronic circuits • Safe — battery operated • No soldering • Builds radios, transmitters, alarms and dozens more circuits • Simple instructions any youngster can follow • 10 lbs.

# There's a Heathkit® Gift

## New Heathkit® "Component Credenza"



**Mediterranean Styling . . .  
30-Watt FM-Stereo Receiver  
. . . 4-Speed Automatic  
Turntable . . . Full-Range  
Speaker Systems**

• Combines all solid-state FM stereo receiver, 4-speed automatic turntable with diamond stylus and two full-range, two-way speaker systems into a luxurious Mediterranean cabinet • 15 watts per channel music power output • Full range tone controls • Very low Harmonic & IM Distortion • Excellent channel separation • Transformerless output circuit for minimum phase shift, wide response • Electronically filtered power supply • Stereo headphone jack • Auxiliary input • Filtered tape output • Excellent FM tuner selectivity & sensitivity • 4-stage IF • AFC • Stereo indicator light • SCA filter • High quality BSR McDonald 500A Automatic Turntable with low mass counterbalanced aluminum tone arm plays up to 6 records • Comes with Shure diamond stylus magnetic cartridge • Vernier stylus pressure adjustment • Anti-Skate control • Cue/Pause control • Two ducted-port reflex 2-way speaker systems for performance comparable to fine component-type separate speaker systems • Each system contains 10" high compliance woofer & 3½" ring-damped tweeter for 60-16,000 Hz response • Complete system housed in a magnificent factory assembled Mediterranean cabinet of beautiful oak veneers with solid oak trim • Easy assembly with the famous Heathkit Manual . . . build only the receiver & install the components • The finest value anywhere in quality stereo consoles

Real Stereo Performance Demands Real Stereo Components . . . the kind used for custom-designed systems. The new "Component Credenza", as the name implies, integrates separate components into a single functional unit. Here are those components . . .

**Component-Quality FM Stereo Receiver.** The heart of the new AD-19 is the famous Heathkit AR-14 FM-FM-Stereo Receiver circuitry. The amplifier produces a solid 30 watts IHF music power. The FM Stereo tuner features 5 µV sensitivity, excellent separation and flywheel tuning. The AR-14 has been rated as the best value obtainable in a medium power receiver.

**Component-Quality 4-Speed Automatic Turntable** with such professional features as Cue/Pause control, Anti-Skate control, adjustable stylus pressure and famous Shure diamond stylus magnetic cartridge.

**Component-Quality Speaker Systems.** Two independent, ported speaker systems, each with a 10" woofer and 3½" tweeter deliver 60-16,000 Hz response for remarkable fidelity.

**Elegant Mediterranean Oak Cabinet . . .** a fine example of cabinet-making, flawlessly executed in oak veneer with solid oak trim. Rigidly constructed using fine-furniture techniques.

The New Heathkit AD-19 "Component Credenza". . . A Masterpiece in sight and sound. Put it in your home now.

**Kit AD-19, 158 lbs. . . . . \$299.95\***



### NEW Heathkit GR-78 Solid-State General Coverage Receiver . . . Tunes 190 kHz To 30 MHz In Six Bands

The new GR-78 combines wide coverage, superior performance and portability with sharp styling to provide a remarkable value in general coverage receivers. Tunes AM, CW & SSB signals from 190 kHz to 30 MHz in six switch-selected bands. The all solid-state circuit employs modern FET's in the RF section and 4 ceramic filters in the IF to deliver maximum sensitivity and sharp selectivity. Bandspread Tuning is built-in, and can be calibrated for either Shortwave Broadcast or Amateur Bands. Completely portable . . . comes with a nickel-cadmium rechargeable battery pack and built-in charger that operates from 120 or 240 VAC and 12 VDC. Many built-in features . . . 500 kHz crystal calibrator . . . switchable Automatic Noise Limiter . . . switchable Automatic Volume Control . . . Receiver Muting . . . Headphone Jack and many more. Order yours today. 14 lbs.

**NEW  
Kit GR-78  
\$129.95\***

### NEW Heathkit Deluxe Radio-Controlled Screw-Drive Garage Door Opener Semi-Kit

The next best thing to a personal doorman. The "wireless" factory assembled transmitter operates up to 150 feet away. Just push the button and your garage door opens and the light turns on . . . and stays on until you're safely inside your home. The giant 7 ft. screw mechanism coupled with the ¼ HP motor mean real power and reliability and the adjustable spring-tension clutch automatically reverses the door when it meets any obstruction . . . extra safety for kids, pets, bikes, even car tops. Assembles completely without soldering in just one evening. Easy, fast installation on any 7' overhead track (and jamb & pivot doors with accessory adapter). Order yours now. 66 lbs.

**NEW  
Kit GD-209A  
\$149.95\***

Adapter arm for jamb & pivot doors, Model GDA-209-2, \$7.95\*



# Idea For Every Budget

## Heathkit "681" Color TV... AFT... New Brighter Picture Tube For More Vivid Colors, Better Resolution

The new Heathkit GR-681 is the world's most advanced Color TV with more built-in features than any other set on the market. Automatic Fine Tuning on all 83 channels... power push button VHF channel selection, built-in cable-type remote control... or you can add the optional GRA-681-6 Wireless Remote Control any time... plus the built-in self-servicing aids that are standard on all Heathkit color TV's. Other features include high & low AC taps to insure that the picture transmitted exactly fits the "681" screen, automatic degaussing, 2-speed transistor UHF tuner, hi-fi sound output, two VHF antenna inputs, top quality American brand color tube with 2-year warranty. With optional new RCA Matrix picture tube that doubles the brightness, Model GR-681MX only \$535.00.

**GRA-295-4, Mediterranean Cabinet shown... \$124.95\***

## Heathkit "295" Color TV... New Picture Tube For Brighter, Sharper Pictures

With Optional RCA Matrix Tube... with the same high performance features and built-in servicing facilities as GR-681 above... less AFT, VHF power tuning and built-in cable-type remote control. You can add the optional GRA-295-6 Wireless Remote Control at any time. New optional RCA Matrix tube doubles the brightness, Model GR-295MX, \$485.00.

**GRA-295-1, Contemporary Walnut Cabinet shown... \$64.95\***

Both the GR-681 and GR-295 fit into the same Heath factory assembled cabinets; not shown Early American style at \$109.95\*

## Heathkit "581" Color TV... Sharper, Brighter Viewing With New Picture Tube... AFT

The new Heathkit GR-581 will add a new dimension to your TV viewing. Brings you color pictures so beautiful, so natural, so real... puts professional motion picture quality right into your living room. Has the same high performance features and exclusive self-servicing facilities as the GR-681, except with 227 sq. inch viewing area, and without power VHF tuning or built-in cable-type remote control. The optional GRA-227-6 Wireless Remote Control can be added any time you wish. And like all Heathkit Color TV's you have a choice of different installations... mount it in a wall, your own custom cabinet, your favorite B&W TV cabinet, or any one of the Heath factory assembled cabinets.

**GRA-227-2, Mediterranean Oak Cabinet shown... \$109.95\***

## Heathkit "227" With New Picture Tube For Increased Brightness & Better Resolution

Same as the GR-581 above, but without Automatic Fine Tuning... same superlative performance, same remarkable color picture quality, same built-in servicing aids. Like all Heathkit Color TV's you can add optional Wireless Remote Control at any time (GRA-227-6). And the new Table Model TV Cabinet and roll around Cart is an economical way to house your "227"... just roll it anywhere, its rich appearance will enhance any room decor.

**GRS-227-5, New Cart and Cabinet combo shown... \$54.95\***

Both the GR-581 and GR-227 fit into the same Heath factory assembled cabinets; not shown. Contemporary Cabinet \$64.95\*

## Heathkit "481" Color TV with AFT

The new Heathkit GR-481 has all the same high performance features and exclusive self-servicing aids as the new GR-581, but with a smaller tube size... 180 sq. inches. And like all Heathkit Color TV's it's easy to assemble... no experience needed. The famous Heathkit Color TV Manual guides you every step of the way with simple to understand instructions, giant fold-out pictorials... even lets you do your own servicing for savings of over \$200 throughout the life of your set. If you want a deluxe color TV at a budget price the new Heathkit GR-481 is for you.

**GRA-180-1, Contemporary Walnut Cabinet shown... \$49.95\***

## Heathkit "180" Color TV

Feature for feature the Heathkit "180" is your best buy in color TV viewing... has all the superlative performance characteristics of the GR-481, but less Automatic Fine Tuning. For extra savings, extra beauty and convenience, add the table model cabinet and mobile cart. Get the value-packed GR-180 today.

**GRS-180-5, Table Model Cabinet & Cart combo... \$42.50\***

Both the GR-481 and GR-180 fit the same Heath factory assembled cabinets; GRA-180-2, Early American Cabinet \$94.95\*

Add the Comfort And Convenience Of Full Color Wireless Remote Control To Any Rectangular Tube Heathkit Color TV... New Or Old!

**Kit GRA-681-6, for Heathkit GR-681 Color TV's... \$64.95\***

**Kit GRA-295-6, for Heathkit GR-295 & GR-25 TV's... \$69.95\***

**Kit GRA-227-6, for Heathkit GR-581, GR-481 & GR-180 Color TV's... \$69.95\***

## Now There Are 6 Heathkit® Color TV's To Choose From


2 Models In 295 Sq. Inch Size

NEW

Kit GR-681  
With AFT

**\$499.95\***

(less cabinet)



Kit GR-295

**\$449.95\***

(less cabinet)

2 Models In 227 Sq. Inch Size

NEW

Kit GR-581  
with AFT

**\$419.95\***

(less cabinet)



Kit GR-227

NOW ONLY

**\$379.95\***

(less cabinet  
& cart)


2 Models In 180 Sq. Inch Size

NEW

Kit GR-481  
with AFT

**\$359.95\***

(less cabinet)



Kit GR-180

NOW ONLY

**\$329.95\***

(less cabinet & cart)

Reception Is Simulated

On All Sets Shown



**NEW**

**FREE 1970 CATALOG!**

Now with more kits, more color. Fully describes these along with over 300 kits for stereo, hi-fi, color TV, electronic organs, electric guitar & amplifier, amateur radio, marine, educational, CB, home & hobby. Mail coupon or write Heath Company, Benton Harbor, Michigan 49022.

HEATH COMPANY, Dept. 10-60

Benton Harbor, Michigan 49022

Enclosed is \$\_\_\_\_\_ plus shipping.

Please send model(s)

Please send FREE Heathkit Catalog

Please send Credit Application.

Name \_\_\_\_\_

Address \_\_\_\_\_

City \_\_\_\_\_

State \_\_\_\_\_

Zip \_\_\_\_\_

\*Mail order prices. F.O.B. factory. Prices & specifications subject to change without notice.

CL-371

CIRCLE NO. 22 ON READER SERVICE PAGE


# Whedelic Lighting



## Mini Strobe

SOLID STATE  
SINGLE HEAD  
Adjustable Flash Rate  
Circuits Guaranteed  
90 days

KIT FORM  
**\$29.95**  
Assembled \$39.95



## "The Cyclopsy"

SINGLE CHANNEL COLOR ORGAN  
400 watt output

KIT FORM **\$19.95**  
Assembled \$24.95



## "The Tri-Clopsy"

3 CHANNEL COLOR ORGAN  
400 Watts per channel  
for a total of 1200 watts.

KIT FORM  
**\$39.95**  
Assembled \$49.95



## "The Fi-Clopsy"

FROM ANY SOURCE — USE  
IT WITH STROBES,  
LIGHT-BOXES, CHRISTMAS  
TREE LIGHTS — MAKES  
YOUR SOUND INTO A  
PULSING TOTAL  
ENVIRONMENT!

KIT FORM  
**\$89.95**  
Assembled \$109.95

ALL PRICES F.O.B.  
LOS ANGELES, CALIF.  
CIRCUITS GUARANTEED  
90 DAYS ON ALL  
PRODUCTS MANUFACTURED  
BY CASTLE LIGHTING.  
CALIF. RESIDENTS  
ADD 5% SALES TAX.




Send for FREE catalog.  
Enclose 25c for handling & postage.

## Castle Lighting

1014 N. La Brea Ave., Los Angeles,  
Calif. 90038 (213) 461-9326

CIRCLE NO. 11 ON READER SERVICE PAGE



## Earn Your Degree

### ELECTRONICS ENGINEERING

#### through HOME STUDY

- HIGHLY EFFECTIVE HOME STUDY COURSES IN:
- ELECTRONICS ENGINEERING TECHNOLOGY
  - ELECTRONICS ENGINEERING MATHEMATICS

Earn your Associate in Science Degree in Electronics Engineering and upgrade your status and pay to the engineering level. Complete college level courses in Electronics Engineering. We're a forward looking school. Outstanding lesson material—thorough and easy to understand. Engineering taught on the basis of application and understanding rather than on the basis of memorization. Up to date in every respect. Acquire the knowledge and ability that means the difference between a low paying technician job and a high paying engineering position. Low tuition cost with low monthly payments. Free engineering placement service for our graduates. Write for free descriptive literature. Ask for bulletin K, no salesman will call on you.

## COOK'S INSTITUTE of Electronics Engineering

Southwest Regional Office  
7650 Clarewood, P.O. Box 36185  
Houston, Texas 77036



Established 1945  
Formerly Cook's School of Electronics


CIRCLE NO. 13 ON READER SERVICE PAGE

## SOLID STATE

(Continued from page 76)

marked in terms of *beats per minute* using either a stop watch or a regular watch with a sweep-second hand as the basic calibration standard.

New Devices. Motorola Semiconductor Products, Inc. (P.O. Box 955, Phoenix, Arizona 85001) has announced a number of interesting new devices, including a low-cost integrated circuit audio amplifier, three families of UHF/VHF power transistors, and a monolithic wide-band r.f./i.f. amplifier.



The 2N5643, part of new series of Motorola UHF/VHF power devices, can furnish up to 40 watts on FM. Construction provides overload protection.

The new IC audio power amplifier is capable of 1-watt output with less than 0.4% total distortion from 20 Hz to 20 kHz. Designated type MC1454, the new unit is electrically equivalent to the previously introduced MC1554 except for a narrower operating temperature range. Suitable for both direct- and capacitively-coupled loads, its voltage gain can be selected through exter-

nal connections to meet a variety of application requirements. The MC 1454G is hermetically sealed in a long-lead version of the standard TO-100 metal case.

Known as Balanced-Emitter Transistors (BET's), Motorola's three new families of UHF/VHF power devices feature an interesting construction which provides built-in protection against overloading due to load mismatch or circuit detuning. This feature is obtained by constructing the devices of many small transistors in parallel, with a tiny thin-film Nichrome resistor in series with each of the many emitters, dividing the total collector current equally. If the current injected by any emitter tends to increase, the voltage drop across its resistor reduces the forward bias for that emitter-base junction, thus decreasing the injected current and maintaining a safe operating level.

The new devices are packaged in a ceramic Stripline Opposed-Emitter (SOE) package which features low-inductance ribbon leads. Two emitter leads, one on each side of the package, simplify circuit design and tuning, and permit the construction of broadband amplifier circuits.

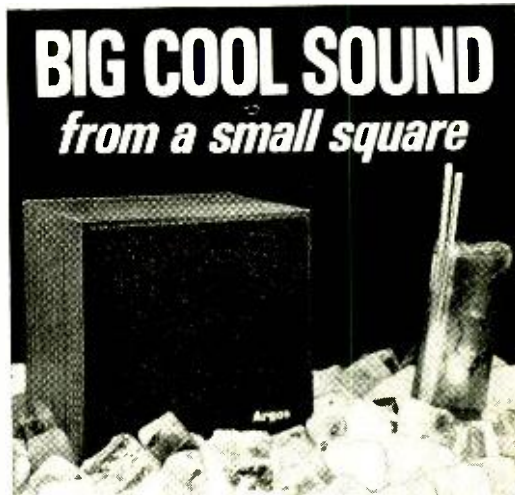
The new UHF/VHF families include the 2N5635-2N5637 series, which can provide up to 20 watts CW output, up to 500 MHz with a 28-volt supply; the 2N5641-2N5643 series, which can furnish up to 40 watts FM output and are suitable for AM or SSB use up to 250 MHz; and the 2N5589-2N5591 series, which are capable of up to 25 watts output at frequencies as high as 175 MHz in FM operation at 13.6 volts.

Featuring an extremely wide (over 60 dB) AGC range, the Motorola type MC1590 monolithic wide-band r.f./i.f. amplifier is designed for use in HF and VHF communications receivers, including navigation and aircraft equipment. It offers high power gain (40 dB minimum at 60 MHz) and can operate as a general-purpose amplifier at frequencies as high as 200 MHz. Hermetically sealed in an 8-lead TO-99 metal can, the MC 1590G needs only a single 6- to 15-volt power source.

RCA Electronic Components (415 South 5th St., Harrison, N. J. 07029) has introduced two new developmental IC devices—a 100-watt hybrid power amplifier and a monolithic photo detector/amplifier.

The audio power amplifier, type TA7625, includes two output power transistors, 8 diodes, 23 thick-film resistors, 7 capacitors, and 9 small signal transistors, all on a single base plate. With an input signal of only 0.5-volt r.m.s. across 20,000 ohms, it can deliver 100-watts r.m.s. output at 7 amperes peak current.

Potentially useful in a variety of control



Unbelievably fantastic sound from such small speakers; just a 7 $\frac{1}{8}$ " cube. Response: 50 to 16,000 Hz. Music power: 12 watts. Contemporary walnut Clear-Guard finish more beautiful than wood itself. Two are great for stereo at only \$39.95 for the pair.

## MusiCube by Argos

PRODUCTS COMPANY  
CIRCLE NO. 4 ON READER SERVICE PAGE  
THE ONLY LIFETIME BATTERY

**SURPLUS—NI-CAD SINTERED-PLATE BATTERY CELLS AT APPROX. 10% OF GOVERNMENT COST**

Connect these 1.2 V. cells in series to make batteries of any voltage. (Example: 10 cells = 12 V. Batt.), or size to replace storage batteries on autos, motorcycles, boats, radio, etc. All the good characteristics not possessed by lead-acid and other alkaline batteries such as: Lifetime service, lighter wgt., constant voltage, high discharge rate (approx. 10 times AH cap.), operate at 100% cap. in temp. range—65° to +165°F., not harmed by storage, discharge, overcharge, or freezing. May be charged thousands of times with the only maintenance of adding distilled water and keeping clean. Select cell sizes to fit your application below.



ESSE TYPE	AMP. HR.	DIMENSIONS INCHES HIGH WIDE DEEP	WEIGHT OUNCES	YOUR COST
AH4	4	6	2- $\frac{1}{8}$ .5	6 1.49
AH6S	6	4	2- $\frac{1}{8}$ $\frac{3}{8}$	8 1.79
AH6	6	4- $\frac{1}{2}$	2- $\frac{3}{8}$ $\frac{3}{4}$	8 1.79
AH10	10	4- $\frac{3}{4}$	2- $\frac{3}{8}$ 1- $\frac{1}{8}$	16 2.29
AH12	12	5- $\frac{3}{4}$	2- $\frac{3}{8}$ 1- $\frac{1}{8}$	18 2.79
AH22	22	8- $\frac{1}{4}$	3- $\frac{1}{8}$ 3- $\frac{1}{8}$	36 3.95
AH34	34	9- $\frac{1}{4}$	3- $\frac{1}{8}$ 3- $\frac{1}{8}$	52 4.95
AH60	60	11- $\frac{1}{4}$	5 1- $\frac{3}{8}$	104 5.95

All cells guaranteed or money back removed from Missile and aircraft new batteries. 23rd year in mail order business. Include postage on parcel post shipments.

### VARIABLE TRANSFORMER—NEW—\$14.95 ea. NEW 10 Amp. Regular \$43.00

- (a) Adjust-A-Volt type 8159, brand new, for panel mount (less enclosed housing & dial). Adjustable 0-140 volts input 120 V. .... \$14.95 ea.  
(b) Same as above with enclosure & dial for bench use ..... \$19.95 ea.  
(c) Ganged type of 3 with enclosure and dial for 220 V. 3 phase service or parallel for 30 amp. 110 V. service ..... \$39.50 ea.



12". Used ..... \$9.95

**RECEIVER-TRANSMITTER RT-11A/APN—12**  
160-230 Mc. with vernier tuning of osc. Turret 8 channel tuner motor driven with nice gear head type motor. With following tubes: 2C26A, 5R4GY, 2X2, 8-6AC7, 2-6SL7GT, 2-6AK5, 9002, 6E5, and 6H6. (tubes alone worth more than our price). Also has small squirrel case blower and other parts. Used. Ship. wt. approx. 60 lbs. Size 11 $\frac{3}{4}$ " x 12 $\frac{1}{2}$ " x 12".

**ESSE RADIO CO., Dept. PE-12**  
368 S. Meridian St., Indianapolis, Ind. 46225  
CIRCLE NO. 17 ON READER SERVICE PAGE

systems. the photo detector/amplifier, type TA5371B, contains a photosensitive element of two Darlington pairs in parallel and a power amplifier element with two outputs, one for normally on and the other normally off applications. Packaged in a TO-5 case with a glass top, the TA5371B has a 100-mA output current capability.

On the microwave front, TRW Semiconductors, Inc. (1100 Glendon Ave., Los Angeles, California 90024) is offering several high-performance devices, including a series of broadband power amplifiers capable of providing the performance of traveling-wave-tube circuitry and a new group of high-gain microwave transistors.

Rated at 10 watts minimum output across each band, the power amplifiers have the following characteristics: type PA-3940 covers the band from 1.0 to 1.5 GHz with 6 dB gain; type PA-3941, 1.5 to 2.0 GHz with 5 dB gain; and type PA-3942, 2.0 to 2.3 GHz with 4 dB gain. All three units have an efficiency rating of 25% and require a 28-volt d.c. source.

TRW's three new microwave transistors are designed for applications at frequencies up to 2 GHz with 28-volt power supplies. The type 2N5766 is rated at 1-watt output, the type 2N5767 at 2.5 watts output, and the type 2N5768 at 5 watts output. The units can operate with better than 30% efficiency in properly designed circuits and are assembled in hermetically sealed ceramic stripline packages.

With an eye towards the service technician and experimenter markets, Sylvania Electric Products, Inc. (1100 Main St., Buffalo, N. Y. 14209) has introduced two new lines . . . one is a group of 60 general-purpose semiconductor devices which can be used as replacements for some 28,000 commercial units, while the other is a family of linear IC's designed specifically for hobbyist applications. A 67-page Semiconductor Replacement Guide/Catalog, Publication No.

ECG212B, cross-references the 60 Sylvania devices to 28,000 JEDEC and manufacturers' part numbers. The firm has also introduced a compact solid-state repair kit, the ECG303, which contains a copy of the Replacement Guide and a selection of 24 of the most commonly used semiconductor devices in the line.

Blister packaged for rack display, each linear IC in the hobbyist line is furnished with a booklet which provides a complete description, schematic, electrical characteristics, and a number of suggested applications. The line includes the ECG 370 AG/ Squelch Amplifier, the ECG 371 RF/IF Amplifier, the ECG 372 AM IF Strip, the ECG 703 RF/IF Amplifier-Oscillator-Mixer, and the ECG 716 Audio Amplifier. The latter device is a general purpose unit capable of delivering up to 250 mW power to an 8-ohm loudspeaker at any of several voltage gain levels.

**Transitips.** Batteries have a much longer life when used on an intermittent rather than a continuous service basis. Unfortunately, some applications require that battery-powered equipment be left on for relatively long periods. A walkie-talkie used by a surveyor who must maintain regular contact with his base or a monitor receiver used by a field engineer are typical examples.

Recognizing the advantages of intermittent operation, one field engineer friend of ours always provides two sets of batteries for each piece of equipment in use. Rather than operate one set continuously until exhausted, he switches back and forth from one to the other at moderately short intervals. Thus, he always has relatively fresh units in use and gains the longer life and lower cost advantages of intermittent operation.

A good tip—remember it!

It's that time again—so, to one and all, Happy Holidays! —Lou.

**ADDED MOBILE POWER WHEN YOU NEED ADDITIONAL COVERAGE FOR CLEAR COMMUNICATIONS**



**170-WATT INPUT**

Complete with remote power switch and indicator control panel plus mounting brackets.

**FCC TYPE ACCEPTED**  
Parts 89, 91, 93

**\$119<sup>95</sup>**  
12 VDC

**SMALL PACKAGED MOBILE POWER  
LINEAR R.F. POWER AMPLIFIER**


Covers greater distances with increased transmit power. Can be used with SONAR BR20, FM40 or any similar FCC approved equipment with 1-15 watt output. Designed with top performance and dependable service when you need it. Automatic standby/transmit switching • Covers 25-50MHz range • transistorized power supply—negative ground • Used on amateur 28MHz for FM-AM-SSB. Small, compact, rugged design. Size: 2"H x 6"W x 8"D. Wt. 3 lbs. 12 VDC

**SONAR RADIO CORP., 73 Wortman Avenue, Bklyn, N.Y. 11207**  
Please send information on Model BR 2906 Linear Amplifier.

Name  Dept. 506  
Address   
City  State  Zip

**CIRCLE NO. 39 ON READER SERVICE PAGE**

# THE CALECTRO SUPERMARKET



## EVERYTHING IN ELECTRONICS!



**VARIABLE BALANCE STEREO HEAD PHONE**  
 Unique "Sound Level" control on each earpiece permits adjustment.  
 Frequency range 20 to 20,000 + cp.  
 6 1/2" cord with stereo plug. Impedance 8 to 16 ohms.  
 Cat. No. Q4-132 \$17.95 Net

### MINIATURE LAMPS



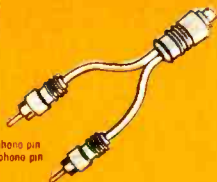
Type PR7 - 7.5 volt - 0.50 amp  
 Cat. No. E2-430 - Pkg. of 2 \$3.29 Net  
 Type PR3 - 3.6 volt - 0.50 amp  
 Cat. No. E2-431 - Pkg. of 2 \$3.29 Net



**TAPE RECORDER MICROPHONE**  
 Outstanding performance on music and speech for the price. Low impedance matches late model solid state recorders. Removable desk stand. 4 1/2" cord with dual plugs that fit most models. Free. Response: 100 Hz. Output - 77 dB. Impedance 200 ohms  
 Cat. No. Q4-146 \$4.95 Net

### AUDIO ADAPTORS

"T" Audio Adaptor has a phone pin jack on one end and dual phone pin plugs on the other.  
 Cat. No. Q4-288 \$ 9.95 Net



### RESISTORS

Attractively packaged 2 per pack, showing values, color codes and formulas.

Type	Rating	Sizes	Available	Price	Unit
					Pkg. of 2
Carbon	1/2 Watt	10 Ohm	\$1.19	.19	Ea.
		10 Meg			
Carbon	1 Watt	10 Ohm	.25	.25	Ea.
		1 Meg			
Carbon	2 Watt	10 Ohm	.25	.25	Ea.
		100K			
Wire Wound	10 Watt	10 Ohm	.36	.36	Ea.
		15K			



### HOBBYIST'S SOLDERING AND TOOL KIT

Diagonals, long nose pliers, soldering iron and solder, solder aid tool, heat-sink, and screwdriver.  
 An ideal gift item.  
 Cat. No. W3-378 \$7.95 Net



### STANDARD 1000 VOLT CAPACITOR

High quality, compact and reliable. Minimum capacity change with varying temperature. Rating: 1000 volts, tolerance: 20%.

Cat. No.	Description	Net	Unit
A1-060	220pf	\$ 25	Pkg. of 2
A1-061	330pf	25	Pkg. of 2
A1-062	470pf	25	Pkg. of 2
A1-063	680pf	25	Pkg. of 2
A1-064	0.001uF	19	Ea.
A1-065	0.005uF	19	Ea.
A1-066	0.01uF	19	Ea.

### EXPERIMENTER'S CIRCUIT BOARD KIT

Contains a 3" x 4" perforated board, 15 terminals (No. 14-636) and 4 mounting feet w/screws. Build small circuits, hobby and science projects, etc.  
 Cat. No. 14-660 \$ 9.95 Net



The "GC Calectro Hobbyist Handbook" is available at your nearest Calectro Electronic Supermarket. One is located near you. WRITE TODAY and we'll rush you the name and address of your nearest Calectro Supermarket.



### TWO STATION WIRELESS INTERCOM

Just plug into any electrical outlet. Completely portable. Expand system anytime with additional units. Two unit system complete in display pack.  
 Cat. No. R4-110 \$34.95 Net

## CALECTRO

G-C ELECTRONICS

400 SO. WYMAN ST. ROCKFORD, ILLINOIS 61101



A DIVISION OF HYDROMETAL, INC.

CIRCLE NO. 19 ON READER SERVICE PAGE

# Build this pipelike Schober Recital Organ



for only  
\* \$1850!

\*Includes finished walnut console. (Only \$1446 if you build your own console.) Amplifier, speaker system, optional accessories extra.

You couldn't touch an organ like this in a store for less than \$4,000—and there never has been an electronic instrument with this vast variety of genuine pipe-organ voices that you can add to and change any time you like! If you've dreamed of the sound of a large pipe organ in your own home, if you're looking for an organ for your church, you'll be more thrilled and happy with a Schober Recital Organ than you could possibly imagine—kit or no kit.

You can learn to play it—and a full-size, full-facility instrument is easier to learn on than any cut-down "home" model. And you can build it, from Schober Kits, world famous for ease of assembly without the slightest knowledge of electronics or music, for design and parts quality from the ground up, and—above all—for the highest praise from musicians everywhere.

Send right now for the full-color Schober catalog, containing specifications of all five Schober Organ models, beginning at \$499.50. No charge, no obligation. If you like music, you owe yourself a Schober Organ!

The *Schober* Organ Corp., Dept. PE-32  
43 West 61st Street, New York, N.Y. 10023

Please send me Schober Organ Catalog and free 7-inch "sample" record.

Enclosed please find \$1.00 for 12-inch L.P. record of Schober Organ music.

NAME \_\_\_\_\_

ADDRESS \_\_\_\_\_

CITY \_\_\_\_\_ STATE \_\_\_\_\_ ZIP \_\_\_\_\_

CIRCLE NO. 37 ON READER SERVICE PAGE

## FREE 1970 CATALOG.

1001 Bargains—Speakers—Parts—Tubes—High Fidelity Components—Record Changers—Tape Recorders—Kits—Everything in Electronics. Write:

**McGEE RADIO COMPANY**

PE, 1901 McGee Street,  
Kansas City, Missouri 64108.

## HEARING AIDS

2/3 OFF DEALER PRICES

LARGEST SELECTION of tiny, all-in-the-ear, behind the ear, eyeglass and pocket models. FREE HOME TRIAL. No obligation. Money back guarantee. No down payment. Easy terms. No salesmen or dealers. Order direct, save 65%. Write for free catalog. PRESTIGE, Dept. D-184, Box 10947, Houston, Tex. 77018.



## SHORT-WAVE LISTENING

(Continued from page 78)

and L.A. pop music. *R. Clube de Vitoria da Conquista*; 3330 kHz (may also operate on 3395 kHz) and *R. Caraja*, Anapolis, 2405 kHz, both operate in Portuguese at 2100-0300. Reports for these two stations and for any other Brazilian station, when the sender does not have the complete address, may be sent to Sr. Camilo Roberto Costa, C.P. 353, Sao Jose do Rio Preto, SP, Brasil. Our thanks to Sr. Costa for providing this service.

**Burma**—*R. Burma* has classical music, then light instrumental music on 5040 kHz. This English period was noted from 1520 tune-in to 1600 s/off.

**Czechoslovakia**—On a recent "Magazine of the Air" program over *R. Prague* at 0115 on 9540 kHz, an offer was made to send cardboard cut-outs of Czech, French and U. S. vintage automobiles. The cost: 10 IRC's and please send your request directly to the station.

**Egypt**—Cairo was found on 9740 kHz at 2200 with English news; this is a new frequency. The station has also been heard testing in five languages to S.E. Asia on 21.710 kHz at 1245. English to Central Africa is aired at 1820-1842 with Arabic lessons on 17.655 kHz. On 9475 kHz Italian to Europe is given at 1830-1930. French until 2030 and German until 2145. English to N.A. is given on this same frequency at 0200-0330. On 17.655 kHz, Swahili to East, Central and Southern Africa is at 1530-1730 and English to the same areas at 1730-1845.

**El Salvador**—A special delivery letter from YSS, *R. Nacional*, San Salvador, included a pennant marked 6010 kHz, a letter written in Spanish and marked 5980 kHz, and a paper supposedly written by Americans on the El Salvador-Honduras conflict.

**England**—A new 11-meter outlet of the *BBC*, London, has been found on 25.630 kHz at 1510 with "Radio Newsreel", 1515 with "Listener's Choice" and heard until past 1533.

**Germany (West)**—*Voice of Germany* was tuned with a short xmsn to N.A. at 1900-1910 on 11.795, 15.405 and 17.705 kHz. Poorly received in the Midwest, the 1900 xmsn on 11.945 kHz was virtually unreadable.

**Guatemala**—The station listed here last month, *Radiodifusora Popol Vuh*, is claimed by some sources to be *R. Nacional Mazatenango*. Only positive facts: it is on 5070 kHz, it is noted only on Fridays at 2230 s/off on Saturday at 0130, it is very weak and ID's are few and far between. TGCH, *R. Chortis*, Jocotan, is audible on 3380 kHz nightly from before 0300 until 0405 s/off with U.S. & L.A. pop music and an English annit at closing.

**Haiti**—A verification has been received in response to a reception report to *R. Capois La Mort*. The QSL, from 4VOD, *R. Valparaiso*, states that *Capois La Mort* has been silent since 1967. *R. Valparaiso*, Port-de-Paix, is the station operating on 5040 kHz. 4VEH, Cap Haitien, is excellent at 1200 s/on on 9770 kHz. Reports to Box 1, Cap Haitien.

**Holland**—*R. Nederland*, Hilversum, is scheduled, at press time, in English to N.A. at 2125-2250 weekdays on 15.425 and 11.730 kHz, 0155-0320 daily on 11.730 kHz (Bonaire) and 0455-0620 daily on 11,730 and 9715 kHz (both Bonaire).

**India**—A tentative logging is that of *All India Radio*, Calcutta, 9530 kHz. Indian-type music was monitored around 1435 and it was extremely weak.

**Indonesia**—YDQ4, Makassar, noted on 4650 kHz with Oriental music at 1412-1415. ID, and into pop music until 1424. *R. Indonesia*, Sorong, has English lessons, music and local language singing on 4872 kHz at 1000.

**Ivory Coast**—*R. Abidjan*, 11,920 kHz, has their French International Service at 2300-0000 with pop

CIRCLE NO. 21. ON READER SERVICE PAGE—>



S-120A, "Star Quest"



SX-133


S-214



**SHORT-WAVE**  
General coverage and special frequency receivers. A range of models stretching across every known frequency used in communications and entertainment. Prices range from \$59.95



SX-122A



S-240



# OUR SHORT-WAVE RADIOS COVER THE WORLD

## AMATEUR

Transceivers and communications systems that give you the maximum in power, range, sensitivity, coverage—all around performance. Unrivalled advanced-engineering features in the price range that fits your needs. Prices to \$1545

CR-44A, "Ranger"



SR-2000



SR-400

## MONITORS

Table model and hand-held tunable solid-state receivers. High-performance superheterodyne units of high sensitivity and selectivity for aviation, marine, and industry/public service coverage. Prices from \$39.95

## ACCESSORIES

Power supplies, antennas, filters, keys, remote VFO/VSWR console, speakers, learning and practice systems—all the key elements for top enjoyment, maximum professionalism, are yours at their best from your Hallicrafters distributor.



HA-20



HA-1A



CRX-103A, 104, 105A

Send for the new Hallicrafters World Time Dial & Frequency Chart. Only \$1 covers chart, handling and postage. Dept. PE

the hallicrafters co.  
A Subsidiary of Northrop Corporation  
600 MICKS ROAD  
ROLLING MEADOWS, ILLINOIS 60008



and light music to 2354, ID and news bulletins to 2357; then their closing annmts. Reports in some quarters concerning Djibouti on this frequency at 0600-0800 are in error; the station is Abidjan. This schedule is daily except Sunday when it runs to 0930 or later.

**Japan**—*NHK (Nippon Hoso Kyokai)*, Tokyo, was noted on 15,260 kHz, under the *BBC* at 1610 with a talk in English. The 11,900-kHz outlet was also heard at good level at 2030-2100 in English to Europe. *Nihon Shortwave Broadcasting Co.*, Tokyo, is good over JOZ3, 9595 kHz, at 0830 in Japanese, and at 1045-1100 with Japanese language lessons in English. This one verified in nine days.

**Korea (South)**—*The Voice of Free Korea*, Seoul, is good at 1100-1130 on 9640 kHz with their English General Service.

**Kuwait**—*R. Kuwait* has been found from 1600-1900 on 15,345 kHz but also noted one day on 15,405 kHz; this English xmsn has news at 1730. Arabic Service with mostly chanting may be found on 11,825 kHz at 1200-1230.

**Malaysia**—Kuala Lumpur has an all-Malay xmsn on 5965 kHz at 1530-1630 with pop music, news (at 1600) and chanting.

**Mexico**—A new station, reported to us by phone at press time, is XERMX, *R. Mexico*, 11,718 kHz, noted at 0130-0200 with much native music. Further details are as yet unavailable. One of the smallest QSL's of record is being issued by XERH, Mexico City, 11,880 kHz. The size of a small business card. It has the station information on one side with a stamped message on the reverse and it



A Realistic DX-120 receiver, to which is attached a Murch 86-D dipole antenna, is equipment used by Gary Goltz, Pittsburgh, Pa. He is a member of several short-wave clubs run by overseas stations.

was mailed in an envelope which was just large enough to fit the card. Other notes: XERR is strong in Spanish around 1300 on 15,110 kHz, and XEBR, Hermosillo, 11,820 kHz, is now announcing as *Radio Be Hache* as noted at 2000-2200 in Spanish but with poor modulation and considerable QRM.

**Mongolia**—Two out-of-the-country reports list reception of *R. Ulan Bator* in English at 1000-1030 with news, commentary and music on 11,860 kHz and at 2200-2230 with heavy QRM from an Arabic-speaking station, on 11,810 kHz.

**Nepal**—*R. Nepal*, Kathmandu, has sent one of our monitors a "very proper" black and white QSL card, complete in every detail and signed by Chief Engineer K. B. Khatry. The current schedule is listed as 0120-0350 on 7105 kHz (5 kW) and 11,970 kHz (5 kW); 0720-0920 on 7165 kHz (100 kW) and 790 kHz (10 kW); and 1320-1620 on 7165, 11,970 and 790 kHz.

**Nigeria**—*Voice of Nigeria*, Lagos, has this English schedule: 0600-0730 to West and Central Africa on 7275 kHz, Canada, Europe, and Mediterranean areas on 15,365 kHz, and Central and Far Eastern Asia on 21,455 kHz. At 1530-1700 to Europe, Mediterranean and Canada on 15,365 kHz, East and North Africa and the Middle East on 21,455 kHz and to West and Central Africa on 7275 kHz. At 1800-1930 to Europe, Mediterranean and Canada on 15,365 kHz, West and Central Africa on 7275 kHz, East Africa on 11,770 kHz and to the Middle East on 21,455 kHz. The 0600-0730 xmsn on 15,365 kHz is well heard in some areas with "Morning Melodies" and, at 0700, English news.

**Papua**—VLT4, Port Moresby, 4890 kHz, is being heard in eastern states at 1030-1130 in all English except for a brief period around 1045; pop music, world and territorial news, "Guest of Honor", and music requests. This one does very well for 10 kW and it isn't even beamed this way! It verified in less than three weeks.

**Paraguay**—ZPA7, *R. Guarani*, Asuncion, was heard on 15,200 kHz at 1530 with an ID and Argentine tangos.

**Peru**—OBX5E, *R. Andahuaylas*, Andahuaylas, is audible at times on 4840 kHz after 0100 with Andean music and request periods. It took four reports to get a QSL. OAX7Z, *R. Juliaca*, Juliaca, 5082 kHz (although listed for 5015 kHz), has local news at 0230, then into L.A. pop tunes. Heavy RTTY QRM will make reception difficult.

**Portugal**—English from Lisbon: to U. S. at 0200-0245 and 0315-0430 on 15,125, 11,935 and 6025 kHz; to Canada at 0300-0315 on 11,840 kHz; to Great Britain, Holland and Scandinavia at 2015-2130 on 6025 kHz; to Australasia at 0730-0900 on 21,495 and 17,880 kHz; to S.E. Asia at 1345-1430 on 21,495 and 17,895 kHz; to Kenya, Uganda and Tanzania at 1815-1915 on 17,895 kHz; and to Nigeria, Ghana and Liberia at 1815-1915 on 21,495 kHz. Medium waves: to Europe at 2245-2330 on 755 and 1061 kHz and at 2300-2345 on 1412 kHz.

**Saudi Arabia**—Jeddah was noted on 11,855 kHz



MODEL  
**SPR-4**  
\$379.00  
NET

## COMMUNICATIONS RECEIVER

A general purpose receiver, the SPR-4 may be programmed to suit any interest: SWL, Amateur, Laboratory, Broadcast, Marine Radio, etc. Frequency Coverage: 150-500 KHz plus any (23) 500 KHz ranges, 500 to 30 MHz.

**FEATURES:** • Linear dial with 1 KHz readout • 4-pole crystal filter in first IF • 4-pole LC filter in second IF • Three bandwidths: 0.4 KHz, 2.4 KHz, and 4.8 KHz for: CW, SSB, AM • Superior cross-modulation and overload performance • Power: 120 VAC, 220 VAC, and 12 VDC • Crystals supplied for LW, BC and seven SW bands • Built-in speaker • Notch Filter.

**ACCESSORIES:** 100 kHz calibrator, noise blanker, transceiver adapter (T-4XB), DC power cord, loop antenna, crystals for other ranges.

- Direct Frequency Dialing • All Solid State
- Programmable Coverage • FET Circuitry

For more details write: **R. L. DRAKE COMPANY** Dept. P120, 540 Richard St., Miamisburg, Ohio 45342



at 1730-1930 in all English with pop recordings.  
**Solomon Islands (Northern)**—VL9BA, Bougainville Island, noted on 3222.5 kHz from 0815-0925 with country and western music; listen for the four-note gong or chime IS.

**Syria**—Damascus is on two new channels: on 7105 kHz at 0305 as heard with an Arab vocal, and 15.270 kHz at 1730-1800 in German and 1930-2100 in English.

**Togo**—R. Lome, has this schedule: weekdays at 0530-0900, 1200-1400, and 1630-2300, Saturdays 0530-0900 and 1200-2300, and Sundays 0530-2300 in French, English, Hausa and native languages, on 1394 kHz (1 kW), 6155 kHz (4 kW) and 5047 and 7265 kHz (both 100 kW).

### SHORT-WAVE CONTRIBUTORS

David Larrabee (WPE1HRD), Bucksport, Maine  
 Robert McCarthy (WPE1HUJ), Westwood, Mass.  
 Robert Jacobs (WPE2EII), Winslow, Maine  
 Albert Sauerbier (WPE2NDA), Washington, N. J.  
 Gary Becker (WPE2PPP), East Northport, N. Y.  
 John Banta (WPE2PHU), Bay Shore, N. Y.  
 John Herkimer (WPE2PLL), Caedonia, N. Y.  
 Frederick Webster (WPE2PRD), Secaucus, N. J.  
 Thomas Henry (WPE2PSZ), Staten Island, N. Y.  
 Alan Horowitz (WPE2PZO), Yonkers, N. Y.  
 Robert Arnold (WPE2OPR), Canastota, N. Y.  
 Robert Taylor (WPE2OSK), Waldwick, N. J.  
 Dave Porter (WPE2OSU), Cherry Hill, N. J.  
 Marcus Berman (WPE2OXO), Montclair, N. J.  
 Barry Gelt (WPE2OZY), Flushing, N. Y.  
 Steven Fix (WPE2RAS), Rochester, N. Y.  
 Leo Alster (WPE2REY), Rahway, N. J.  
 Ronald Carnes (WPE2RBY), Spotswood, N. J.  
 Peter Komeika (WPE2RMV), Rosemont, Pa.  
 Ed Tufexis (WPE2SHI), Pitts-burgh, Pa.  
 Terry Petrarca (WPE2HUF), Derry, Pa.  
 Jeff Roth (WPE2HVN), York, Pa.  
 Paul Arrington (WPE2SHZ), West Mifflin, Pa.  
 Bart Sanders (WPE2HZZ), Pitts-burgh, Pa.  
 Stephen Kennedy (WPE2HZZ), Newville, Pa.  
 Dan Ferguson (WPE2AUL), Coral Gables, Fla.  
 Grady Ferguson (WPE2ABC), Charlotte, N. C.  
 Carroll Patterson (WPE2KHW), Decatur, Ga.  
 Scott Fruchwald (WPE2KIH), Jeffersonstown, Ky.  
 David King (WPE2EWJ), Monroe, La.  
 Richard Fortson (WPE2EWX), Edinburg, Texas  
 Terry Ward (WPE2KZX), El Paso, Texas  
 George Jolly (WPE2FAX), Hitchcock, Texas  
 Joey Nonnast (WPE2FAP), Kingsville, Texas  
 James Krempel (WPE2FEH), San Antonio, Texas  
 Jim Young (WPE2EXA), Wrightwood, Calif.  
 Trevor Clegg (WPE2FAF), Fresno, Calif.  
 Donald Asp (WPE2HGT), Tustin, Calif.  
 Jeff Leader (WPE2HXX), Van Nuys, Calif.  
 Bill Hein (WPE2HON), Woodland Hills, Calif.  
 Chuck Albertson (WPE2CWF), Spokane, Wash.  
 David Williams (WPE2CWF), Astoria, Ore.  
 Tom Christian (WPE2CXG), Seattle, Wash.  
 Robert Shumaker (WPE2KBE), Southfield, Mich.  
 Gene Moser (WPE2KIG), Coloma, Mich.  
 George Smith, Jr. (WPE2KJJ), Grand Rapids, Mich.  
 Gerry Dexter (WPE2HDB), Lake Geneva, Wis.  
 E. O. Cole (WPE2HZZ), Rolling Meadows, Ill.  
 Dave Newkirk (WPE2JSH), Norridge, Ill.  
 A. R. Niblack (WPE2KMI), Vincennes, Ind.  
 John Beaver (WPE2AE), Pueblo, Colo.  
 C. Vernon Hyson (WPE2QCNF), Somerville, N. J.  
 Steven d'Adolf (KX2PE1B), Kwajalein, Marshall Islands  
 Jack Perolo (PY2PE1C), Sao Paulo, Brazil  
 Douglas Stark (VE3PE2OY), London, Ont.  
 Robert Byers (VE3PE2PX), Gananoque, Ont.  
 John Bigos, Mt. Clemens, Mich.  
 Camillo Costa, San Jose do Rio Preto, Brazil  
 Peter Jones, River Falls, Wisc.  
 Brad Krohn, Amherst, N. Y.  
 T. Miles, Victoria, B. C.  
 Wilfred Moss, Silver Spring, Md.  
 Jeffrey Muska, Colonia, N. J.  
 David Parrish, Shelby, Ohio  
 Henry Seidner, Pearl River, N. Y.  
 Robert Seidner, Pearl River, N. Y.  
 Kenneth Shaw, Somerville, N. J.  
 Edward Svec, College Point, N. Y.  
 R. Portugal, Lisbon, Portugal  
 American SWL Club, Huntington Beach, Calif.

## CONVERT YOUR F.M. TUNER to STEREO!



- State-of-the-Art
- Equivalent of 30 transistors and 10 diodes, assures maximum separation, minimum noise and distortion and broad frequency response
- Thoroughly tested and aligned
- Will convert any F.M. radio to receive stereo broadcasts
- Suitable for use on automobile F.M. receivers
- Built in voltage regulator assures stable operation
- Facilities for interstation muting and stereo light
- Operates on 12-15 V.D.C., can be adapted for wide variety of D.C. or A.C. voltages
- Written Guarantee

only \$34.55

PLEASE PRINT . . . DEALER INQUIRIES INVITED

### BROADCAST SYSTEMS INTERNATIONAL, INC.

P.O. Box 8528—Capitol Heights, Md. 20027

PLEASE RUSH ME \_\_\_\_\_ MPX 39 @ 34.55

NAME \_\_\_\_\_

ADDRESS \_\_\_\_\_

CITY \_\_\_\_\_ STATE \_\_\_\_\_ ZIP \_\_\_\_\_

I AM ENCLOSING \_\_\_\_\_ IN CHECK OR MONEY ORDER  
 MARYLAND RESIDENTS INCLUDE 4% SALES TAX

CIRCLE NO. 7 ON READER SERVICE PAGE

It's yours  
**free**



**GIANT 274 PAGE  
 1970  
 RADIO-TV  
 ELECTRONICS  
 CATALOG**

Write to:

**BURSTEIN-APPLEBEE CO.,  
 DEPT. PE-L 3199 MERCIER ST.,  
 KANSAS CITY, MO. 64111**

Name \_\_\_\_\_

Address \_\_\_\_\_

City \_\_\_\_\_

State \_\_\_\_\_ Zip Code \_\_\_\_\_

CIRCLE NO. 8 ON READER SERVICE PAGE



# You've got the whole world in your hands.

This is the new Allied model 2660 portable 6-band radio. It's \$69.95.

It's a powerful multi-band shortwave radio that reaches beyond the international date-line, so you can literally listen to tomorrow, today. And the fine-tuning control brings in those distant voices as clear as air.

It's a rich toned AM radio.

It's a drift-free FM radio.

It's a multi-band VHF police/public service band


radio that tunes in police, fire and other emergency communications and continuous weathercasts.

Plugged in at home or battery-powered outdoors, the Allied 2660 is all the radio you'll ever need in the world.

And at less than \$12 a band, what in the world are you waiting for?

## **ALLIED RADIO**

Exclusively at Allied Radio Stores, in Chicago, Cleveland, Columbus, Dallas, Detroit, Houston, Milwaukee, Minneapolis and St. Louis... or for a free Allied Radio catalog use the postcard or write Allied Radio Corp., P.O. Box 4398, Chicago, Ill. 60680.



# The only reason it's not a best-seller is that we don't sell it.

We give it away. Do you have your copy yet? The new 1970 Allied Catalog is the biggest and best we've ever published, and we've been publishing them for 49 years.

It has 552 pages and more than 30,000 items. Without question, it's the world's foremost electronics catalog.

No hi-fi fan should be without it.

Neither should anybody who's interested in tape recorders, CB or amateur radio, test instruments,

automotive electronics, cameras, shortwave, tools, hobby kits, color TV antennas or dozens of other categories.

You can get your own copy free by mailing the postcard. If the card has already been used, write Allied Radio Corp., P.O. Box 4398, Chicago, Illinois 60680.

## ***ALLIED RADIO***

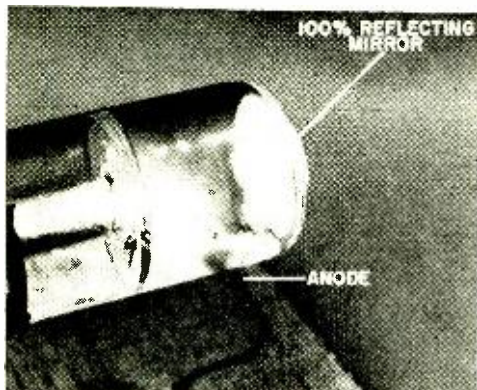
## EXPERIMENTERS' LASER

(Continued from page 32)

tinuously. If you are using the switched power supply, depress the pushbutton and then release it to start the laser.

**Troubleshooting.** If all instructions have been followed carefully, the laser should start immediately. During operation, the glass tube will have the characteristic red glow of a neon lamp. If there is no glow, check the power supply operation by removing the laser tube and replacing it with a load made up of five 33,000-ohm, 2-watt resistors connected in series. Insert a 10-mA d.c. milliammeter in series with the substitute load. If the power supply is operating properly, there should be a load current of 5.5 mA. If not, check the power supply.

If the supply is OK, replace the laser



At the anode end of the laser tube, the mirror is 100% reflective to keep light from escaping there.

## LASER OPERATING PARAMETERS

Nominal power output: 0.5 milliwatts  
Wavelength: 633 nanometers (6328 Å)  
Mode: random  
Polarization: unpolarized  
Beam divergence: 1.5 milliradians  
Beam diameter: 1 nanometer  
Operating current: 5.5 mA d.c.  
Approximate operating voltage: 950 volts  
Required trigger voltage: 2500 volts  
Dimensions: 9.2" x 1" plus cathode bulb


tube, turn on the power, and turn the room lights out. See if there is a periodic red-orange glow discharge through the capillary tube. If the glow is there but the laser tube does not lase, short out either *R5* or *R18* in the supply. It is possible that the voltage is too low to operate the laser.

When the laser does light, it will not burn holes in anything; but remember, **DO NOT** shine it into anyone's eyes. Although this laser is well below the theoretical threshold of eye damage, the

## HOW IT WORKS POWER SUPPLY

The 1600 volts required to drive the laser is developed in a conventional voltage doubling circuit. In the automatic firing circuit, as capacitor *C1* charges up, and before any current flows through *R5* and *R6* (the laser has not yet fired), capacitor *C5* begins to charge through *R7*. The voltage across neon lamp *11* is the same as that across *C5*. When this voltage reaches the firing point of *11* (approximately 130 volts), current flows through *R9* triggering *SCR1* on. Capacitor *C5* then discharges through the primary of the 100:1 ignition transformer *T1*, generating a high voltage at the secondary. This fires the laser. Current flows through *R5*, *R6*, *R10*, and *R11* to keep the laser lit, simultaneously keeping the voltage across *C5* low enough so that *11* does not fire. Therefore, as soon as the laser fires, the automatic circuit stops operating.

**990 MODEL**



**Mercury** **NEW COMPACT TUBE TESTER**  
**OUTPERFORMS MANY HIGHER PRICED INSTRUMENTS**

- Full Conductance Cathode Test • Has All The Latest Sockets
- Tests Over 3000 Tubes • Special, Unique Open-Circuit 12-Button Master Selection Slide-Switch Row Makes Unit Truly Obsolete-Proof • Tests Multiple Element Terminations Quickly, Easily
- Complete With Latest Tube Test Data That Is Permanently Kept Up-To-Date.

**ONLY 21.95 KIT**  
**34.95 WIRED**

Power Reg.: 115V, 50/60 Hz 50W  
Hi-impact molded case, 6½ x 7½ x 3½ - 4 lbs.

American Made

**MERCURY ELECTRONICS CORPORATION**  
315 Roslyn Road • Mineola, N.Y. 11501 • (516) 742-5400

Write for complete catalog of Mercury Test and Repair Equipment, and name of your nearest dealer.

ALL Mercury Test Equipment Guaranteed For One Full Year!

**CANADA: William Cohen Corp.**

**CIRCLE NO. 25 ON READER SERVICE PAGE**

### THE LOW-COST LASER TUBE

The outer glass tube (1" diam) contains a mixture of 85% helium and 15% neon. Although lasing takes place within a 2-millimeter precision-bore capillary tube inside the larger tube, the large tube provides a reservoir of gas to improve reliability. After several thousand hours of operation, some helium starts to diffuse through the tube walls and some neon is absorbed by cathode sputtering. Hence, the larger the volume of gas, the longer the tube life. Another function of the large tube is to provide rigid support for the carefully aligned and sealed mirrors.

There is an electrode at each end of the tube. The cathode, a cold cathode made from a nickel-plated iron shell, is coated on the inside with barium carbonate, a low-work-function electron emitter. With this type of cathode, the laser starts instantly. The anode is a simple stub of nickel wire.

The two mirrors are not conventional. They are made from an uneven number of quarter-wavelength layers of dielectric. Alternate layers are made of a material having a high refractive index (zinc sulfide or titanium oxide); the other layers have a low refractive index (magnesium fluoride or sodium oxy-fluoride). The 100% reflecting mirror is 23 layers thick and the transmission mirror is 13 layers thick. Only in this way can reflectances of 99.9% be achieved for the one mirror. By contrast, the best aluminized mirrors have only about 90% reflectance.

The voltage-current characteristic of the laser tube is not unlike that of a conventional neon voltage regulator tube. The capillary tube gives the laser a high voltage drop and a larger negative resistance. A trigger pulse, over 2500 volts, must be applied to fire the laser. The voltage across the tube then drops into the operating region. Because of the negative resistance in the operating range, a large-value ballast resistor must be used. In the equipment described here, this resistance is about 120,000 ohms. Thus, the power source must provide about 950 volts for the tube and 700 volts for the ballast resistance under operating conditions.

The glass tube itself is made of annealed, high-temperature borosilicate glass. Although it is rugged, it should be handled with care, especially around the metal-to-glass seals at the electrodes. The tube can be mounted in any position and even works underwater if the high-voltage leads are properly insulated.

light is extremely bright and temporarily blinding.

When you look at the laser spot on a wall, note the specular quality (diffuseness) of the spot. This is a characteristic of coherent light. It is essential to the laser's use in holography, which will be described in an article in next month's **POPULAR ELECTRONICS**. Future issues will cover laser communications and unique instruments which use this low-cost laser.

-30-

Live Better Electronically With

# LAFAYETTE RADIO ELECTRONICS

1970 Catalog 700 **FREE!**



Now OFF PRESS  
BETTER THAN EVER  
**496 Pages**

Stereo Hi-Fi • Citizens Band • Ham Gear • Tape Recorders • Test Equipment • TV and Radio Tubes and Parts • Cameras • Auto Accessories • Musical Instruments • Tools • Books

Featuring Everything in Electronics for  
• HOME • INDUSTRY • LABORATORY  
from the "World's Hi-Fi & Electronics Center"

LAFAYETTE Radio ELECTRONICS  
Dept. 35129 P.O. Box 10  
Syosset, L.I., N.Y. 11791

Please Send the FREE 1970 CATALOG 700 35129

Name .....  
Address .....  
City .....  
State ..... Zip .....

CIRCLE NO. 24 ON READER SERVICE PAGE

## New EXCLUSIVE CB BEAM

The Saser Beam  
Two Mini-Beams on one boom.  
Two polarizations: vertical  
and horizontal.

Mosley Electronics Incorporated  
4610 N. Lindbergh Blvd. Bridgeton Missouri 63042

Please send me FREE of charge and obligation, literature on the SASER BEAM.  
MODEL MS-3D

Name .....  
Address .....  
City/State .....  
Zip Code No. .... #190

**Mosley Electronics, Inc.**  
4610 N. Lindbergh Blvd. Bridgeton Mo. 63042

CIRCLE NO. 26 ON READER SERVICE PAGE

## 1400-PC. GLASS FIBER OPTIC KIT

It's FUN! It's Educational! It's Gifty!



**\$5.50**  
 ★ Make light "pipes"  
 ★ Dazzling displays  
 ★ Triggers photo & infra-red cells

**OPTICAL SCIENTIFIC BREAKTHRU!**  
 Allows "hair thin" glass fibers (2-1/2' long) to transmit & receive cold light energy of any color, by internal reflection. Bundled, jacketed, it guides, snoots, pipes light around corners, walls, even in circles, triggering such devices as light sensitive transistors, diodes, xers. It CUTS, BENDS, ACTS like wire. Only one's imagination controls its 100% of uses. **FREE**: 12-pc. accessory kit, with "how-to-do booklet".

- \$25 SURPRISE PAK, transistors, rect. diodes, etc. ... \$1
- 50 GERMANIUM GLASS DIODES, 1N34, 1N48 no test ... \$1
- 40 TOP HAT SILICON RECTIFIERS, no test/asst values ... \$1
- 25 EPOXY RECTIFIERS, silicon asst, no test ... \$1
- 40 PRECISION RESISTORS, 1/2-2W, 1% asst values ... \$1
- 30 TRANSISTORS, rf, if, audio, osc, no test ... \$1
- 60 TUBULAR CONDENSERS, to .5mf to 1KV, asst ... \$1
- 50 DISC CONDENSERS, to .05mf npo, temp coef, asst ... \$1
- 30 POWER RESISTORS, to 25 watts, to 24K ohms ... \$1
- 10 VOLUME CONTROLS, to 1 meg, switch too! ... \$1
- 10 ELECTROLYTICS, to 100mf, tubulars too, asst ... \$1
- 50 RADIO & TV KNOBS, asst'd colors & styles ... \$1
- 10 TRANSFORMER ELECTROLYTICS to 100mf, asst values ... \$1
- 50 COILS AND CHOKES, if, rf, ant, osc, peaking, etc ... \$1
- 65 HALF WATTERS, to 1 meg, 5% popular values too ... \$1
- 2 FIELD EFFECT TRANSISTORS, n channel, hobby ... \$1
- 10 PANEL SWITCHES, toggle, slide, micro, rotary ... \$1
- 3 "SUN" BATTERIES, for 100's of lite sens proj's ... \$1
- 5 "IBM" COMPUTER BOARDS, many trans, diodes ... \$1
- 40 "MICRO" CONDENSERS, for transistor circuitry ... \$1
- 50 TERMINAL STRIPS, 1 to 8 lug types ... \$1
- 4 PHOTO ELECTRIC CELLS, hi. imp., schematic ... \$1
- 40 "TINY" RESISTORS, 1/10W, 5% 100 to 1 meg ... \$1

ADD POSTAGE, avg. wt: 1/2 lb.  CATALOG 10c

## POLY PAKS

P.O. BOX 942E  
 LYNNFIELD, MASS.  
 01940

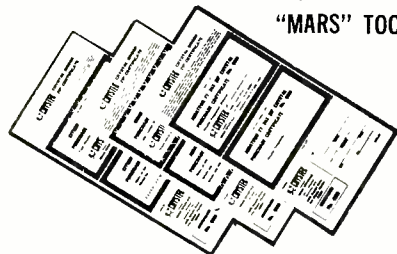
CIRCLE NO. 32 ON READER SERVICE PAGE

CONTROLLED  
 QUALITY  
 CRYSTALS by



The "On-Channel" Crystals

"MARS" TOO!



## NOW ZIP-ORDER CRYSTALS

Your dealer has new, fast, direct-factory ZIP Order Purchase Certificates to enable you to get CRYSTEK CB, Monitor Amateur, and Mars freq. Crystals mailed direct to you promptly. Ask about them.

CRYSTEK formerly Texas Crystals  
 Div. of Whitehall Electronics Corp.

1000 Crystal Drive Fort Myers, Florida 33901  
 4117 W. Jefferson Blvd. Los Angeles, California 90016

CIRCLE NO. 14 ON READER SERVICE PAGE



## OPERATION ASSIST

Through this column we try to make it possible for readers needing information on outdated, obscure, and unusual radio-electronics gear to get help from other P.E. readers. Here's how it works: Check the list below. If you can help anyone with a schematic or other information, write him directly—he'll appreciate it. If you need help, send a postcard to Operation Assist, POPULAR ELECTRONICS, One Park Avenue, New York, N.Y. 10016. Give maker's name and model number of the unit. If you don't know both the maker's name and the model number, give year of manufacture, bands covered, tubes used, etc. State specifically what you want, i.e., schematic, source for parts, etc. Be sure to print or type everything legibly, including your name and address. Do not send an individual postcard for each request; list all requests on one postcard. Because we get so many inquiries, none of them can be acknowledged. POPULAR ELECTRONICS reserves the right to publish only those items not available from normal sources.

**RCA Model 4569** Silvertone radio; circa late 1920's. Schematic and parts source needed. (Ed Savelle, 172 County Rd. 42, Rosemount, MN 55068)

**Jackson Model 106** r.f. signal generator. Operating manual and schematic needed. (Arvin Richardson, Box 389, Ashley, OH 43003)

**American Bosch Magneto Corp. Model 2S TRF** General Electric Model F86. Schematics needed. (George R. McCann, Jr., 1917 Tilden Ave., New Hartford, NY 13413)

**Superior Instruments Model 70** utility tester. Operating instructions needed. (Duane Engel, 2245 Glenwood Dr. NW, Cedar Rapids, IA 52405)

**Operadio Corp.** portable radio. Uses 45V batteries and 6 tubes (short pin) at least one of which is a Cunningham C-299. **Atwater Kent Model 55**. Schematics, parts source and operating instructions needed for both. (Richard F. Gifford, 34 Northridge Rd., Westfield, MA 01085)

**Century Electronics Model 201** condenser-resistor analyzer. Schematic and operating instructions needed. (C.W. Linden, 4268 N. Carruth, Fresno, CA 93705)

**Hallcrafters Model S-76** receiver. Manual, schematic, alignment data and source of parts needed. (Mark Duba, 148 Loomis St., Burlington, VT 05401)

**Atwater Kent Model 46** radio; circa 1935. Operating manual, schematic, tube layout chart, source for tubes and parts, cone and voice coil assembly for Type F-2 speaker or complete speaker and any additional information needed. (Jeff Bush, 5 Deane Way, River Plaza, NJ 07701)

**Hammerlund Model SP-200-X**. AVC transformer, or values, needed. **Hallcrafters Model S-27**. Voltages and currents of power transformer needed. (David L. Miller, 1726 Summit St., Mesquite, TX 75149)

**McMurdo Silver Model "Masterpiece V"**. 20 tubes 140 kHz to 65 MHz. Schematic tube chart and power transformer needed. (William E. Lee, 1950 Clinton Ave., Oroville, CA 95965)

**Concertone Berlant 20/20** full track mono tape recorder; serial no. 432746. Schematic, operating manual, parts source for stereo conversion and any additional information needed. (George Herzog, 35 Cedarhurst Dr., W. Henrietta, NY 14586)

# POPULAR ELECTRONICS READER SERVICE PAGE

## free information service:

Here's an easy and convenient way for you to get additional information about products advertised or mentioned editorially (if it has a "Reader Service Number") in this issue. Just follow the directions below... and the material will be sent to you promptly and free of charge.

**1.** On coupon below, circle the number(s) that corresponds to the key number(s) at the bottom or next to the advertisement or editorial mention that is of interest to you. (Key numbers for advertised products also appear in the Advertisers' Index.) Print or type your name and address on the lines indicated.

**2.** Cut out the coupon and mail it to: POPULAR ELECTRONICS, P.O. Box 8391, Philadelphia, PA 19101.

**note:** If you want to write to the editors of POPULAR ELECTRONICS about an article on any subject that does not have a key number, write to POPULAR ELECTRONICS, One Park Avenue, New York, N.Y. 10016. Inquiries concerning circulation and subscriptions should be sent to POPULAR ELECTRONICS, Portland Place, Boulder, Colo. 80302.

**POPULAR ELECTRONICS**

P.O. BOX 8391  
PHILADELPHIA, PA. 19101

VOID AFTER JANUARY 31, 1970

1 2 3 4 5 6 7 8 9 10 11 12 13 14 15 16 17 18 19 20  
21 22 23 24 25 26 27 28 29 30 31 32 33 34 35 36 37 38 39 40  
41 42 43 44 45 46 47 48 49 50 51 52 53 54 55 56 57 58 59 60  
61 62 63 64 65 66 67 68 69 70 71 72 73 74 75 76 77 78 79 80  
81 82 83 84 85 86 87 88 89 90 91 92 93 94 95 96 97 98 99 100

NAME (Print clearly) \_\_\_\_\_

ADDRESS \_\_\_\_\_

CITY \_\_\_\_\_ STATE \_\_\_\_\_ ZIP CODE \_\_\_\_\_

12

b

## NEW PRODUCTS

(Continued from page 24)

mum ripple at full load is only 0.005%. The Model 1025 is an ideal supply for servicing all types of semiconductor circuits, TV and radio receiver alignment, recharging small batteries, and light electroplating.

Circle No. 89 on Reader Service Page 15 or 113

### ELECTROSTATIC STEREO HEADPHONES

Koss Electronics, Inc., recently added the Model ESP-7 to their line of electrostatic headphones. Powered by a separate energizer,



the ESP-7 is considerably lighter than its higher priced predecessor, the Model ESP-6. The new model is designed to give a smooth, peak-free frequency response of 35 to 13,000 Hz  $\pm$ 6 dB. A new push-pull electrostatic design in the ESP-7 automatically cancels out all second-harmonic distortion and provides a cleaner signal. Fluid-filled ear cushions are incorporated to provide high ambient noise isolation. And a sponge-foam-lined headband insures maximum comfort. The headset/energizer combination is a low-cost version of the ESP-6.

Circle No. 90 on Reader Service Page 15 or 113

### INCREASED VERSATILITY FOR SCANNER

Increased versatility through the use of new control circuitry, permitting instantaneous omni-directional, 360° scanning has been given to Antenna Specialists Company's new Model MR119 "Super Scanner" sector-phased CB antenna. The antenna works omni-directionally with a 2.5-dB gain in all directions. In the locator mode of the control box, the operator can search for and identify mobile and base stations, then switch electronically to the appropriate directional sector in which the Scanner operates as an electronic beam. (Since the beam effect is achieved electronically, no mechanical rotor is needed, and selection of the desired direction is obtained

instantaneously.) In the beam mode, the antenna delivers 7.75 dB of forward gain with a 23-dB front-to-back ratio.

Circle No. 91 on Reader Service Page 15 or 113

### HI-FI RECORDING MICROPHONES

A series of high-quality, omnidirectional, dynamic microphones specifically designed for high-fidelity live recording is being marketed by The Turner Company. The 2300 series consists of two models: the high-



impedance 2300, and the 150-ohm 2302. Both mikes pick up sound arriving from all directions, giving a natural and life-like "presence" that is ideal for recording. Each model has an on/off switch, peak-free 50-15,000-Hz frequency range, and -56-dB output level. The  $\frac{3}{4}$ "-diameter machined steel cases,

with steel grilles, have a satin chrome finish. A built-in wind screen reduces breath and pop noises. And a professional three-pin connector is used on the detachable 20' cable.

Circle No. 92 on Reader Service Page 15 or 113

### EIGHT-TRACK STEREO TAPE PLAYER

The Model GD-28 made by the Heath Company is very possibly the only kit-type eight-track stereo tape player around. When assembled, the Heathkit GD-28 makes an excellent background music source, or provides



an easy way to get extra enjoyment out of the stereo tape cartridges used in auto stereo systems. The tape player is completely

automatic. The user simply plugs in a cartridge. A metal tape splice switches the tape head from one track to the next automatically, or the user can select the track he wants to hear by setting a slide switch located on the front panel of the player; pilot lamps light up to indicate which channel is playing. For easy assembly, the tape player mechanism is supplied preassembled and adjusted. Only the electronics, a six-transistor/two-diode preamplifier, have to be assembled on the supplied printed circuit board.

Circle No. 93 on Reader Service Page 15 or 113

## FOUR TRACE SCOPE PREAMP

ANOTHER ORIGINAL  
FROM THE

## PHASE CORPORATION

EXPERIMENT WITH A FOUR TRACE OSCILLOSCOPE PREAMP. WORKS WITH ANY OSCILLOSCOPE. SEE FOUR SIGNALS FROM FOUR SEPARATE SOURCES AT THE SAME TIME! COMPARE WAVEFORMS. PULSE TRAINS, ETC. KIT INCLUDES PRINTED CIRCUIT BOARD, PARTS AND INSTRUCTIONS (MINIBOX NOT INCLUDED).

ONLY \$24.95 (PRICE INCLUDES POSTAGE & HANDLING).


DEALERS INQUIRY INVITED

SEND CHECK OR  
MONEY ORDER TO:

THE PHASE CORPORATION  
315A BOSTON AVE.  
MEDFORD, MASS. 02155

MASS. RES. ADD  
3 % SALES TAX

CIRCLE NO. 29 ON READER SERVICE PAGE



PHASE CORPORATION



## RALLY ROUND

(Continued from page 46)

theory that overdamping might result from too much stuffing.

If, against the advice of the experts, you want to try "stuffing" on a pure trial and error basis, you should try to compare your system with one that is identical but not stuffed. For example, if you are building a stereo pair, stuff one and use normal padding in the other. Then compare the two using a monaural or combined stereo program in first one and then the other. Too much stuffing will produce a choked effect in the bass.

**Sound Is the Thing.** No matter how you solve your speaker enclosure problems, there are a few points worth remembering. First, choose the kind of speaker system you want by listening, not by recommendation or from theory. Specifications may be helpful to the design engineer as guidelines, but they won't tell you what will sound good to your ears. As T. W. Richardson says, "Any specifications are *not* better than no specifications. What one is purchasing is sound."

Second, don't forget to ask for help from the company that built your speaker. Some companies have useful booklets available for a nominal cost (see Table II), and almost all furnish some kind of information with the speaker. But if, without test equipment, you apply Company A's methods to Company B's speaker, the results may be unpredictable. In fact, you should not even assume that Company A's plans for any one of its 12" speakers are applicable to another of its 12" speakers—unless they say so.

Finally, if you have already built a set of ported speaker enclosures and have broken the rules but like the sound, or if you pushed in some extra stuffing because you thought that made it smoother, don't feel too guilty about it. As G. A. Briggs says, "After all, loudspeakers are made to listen to and not just to conform to theory." And, having made some of the best, he ought to know. —~~30~~

# Olson ELECTRONICS FREE Catalog

Fill in coupon for a FREE One Year Subscription to OLSON ELECTRONICS' Fantastic Value Packed Catalog — Unheard of LOW, LOW PRICES on Brand Name Speakers, Changers, Tubes, Tools, Stereo Amps, Tuners, CB, and other Values. Credit plan available.

NAME \_\_\_\_\_  
ADDRESS \_\_\_\_\_  
CITY \_\_\_\_\_ STATE \_\_\_\_\_  
GIVE ZIP CODE \_\_\_\_\_

If you have a friend interested in electronics send his name and address for a FREE subscription also.

**OLSON ELECTRONICS**  
526 S. FORGE STREET, AKRON, OHIO 44308

CIRCLE NO. 28 ON READER SERVICE PAGE

## Free CATALOG ON NEW KITS and Wired Units



A few great values from Science Workshop:

- |  |  |   |   |
|--|--|---|---|
| <p>① <b>Psychedelic COLOR ORGAN KIT.</b> Model LO-103. Three Channels. Electronics Circuitry only. Build your own light display. Attaches easily to your Hi-Fi, etc. Only \$12.95.</p> | <p>② <b>Basic DIGITAL COMPUTER KITS.</b> Solid state. Aids study of computer circuitry; enables building of complete systems. Series of Kits priced from only \$6.95 each.</p> | <p>③ <b>Super Power 3-Channel COLOR ORGAN</b> gives 1.5 Kilowatt Output. Exciting performance. Indicator lights for remote control. Factory Wired, guaranteed. Model LO-104. \$34.95.</p> | <p>④ <b>Pool-proof BURGALAR ALARM.</b> Automatic Dialing System gives unfailing protection against robbery, fire, etc. AC/Battery-operated. Activated by any triggering device. Can be programmed to call any 3 phone numbers. Easily installed. Mode AOS-101. Very low priced.</p> |
|--|--|---|---|

Instructive **MANUALS** supplied with all Kits. Easy to assemble. **MONEY BACK GUARANTEE**

**RUSH COUPON NOW!**

SCIENCE WORKSHOP, 33 Cain Drive, Plainview, N. Y. 11803

Send  FREE Catalog ...  Item(s) \_\_\_\_\_

\_\_\_\_\_ @ \$ \_\_\_\_\_

Name \_\_\_\_\_

Address \_\_\_\_\_

(Add \$1. per item ordered to cover postage and handling.)

CIRCLE NO. 38 ON READER SERVICE PAGE

# INDEX

## TO VOLUME 31

---

### JULY-DEC. 1969

#### AMATEUR RADIO

Amateur Radio (Brier)

Coast-To-Coast Calling And Emergency Net In Operation ..... 90 July

Mystery, Inspiration, and Adventure..... 93 Aug.

The New Radio Season..... 87 Sept.

Operation Phone Patch..... 85 Oct.

Incentive Licensing, Phase Two..... 84 Nov.

Storms and Sharks Make Trouble ..... 81 Dec.

Amateur Radio Equipment, 1969-70 (Brier)..... 59 Aug.

Frequency Calibrator, SCS (Blachford) ..... 53 Dec.

Frequency Spotter/Standard, IC (Mangieri)..... 27 Aug.

Hams Tackle a Hurricane (Waters) ..... 72 Dec.

HQ-200 & SX-122A, A Look at the (Ferrell) ..... 55 Sept.

Microwaves for the Beginner (Hoisington)..... 40 Nov.

#### AUTOMOTIVE ELECTRONICS

Blinky-Blinker, Build a (Greenlee)..... 51 Sept.

Dwell Extender, Build a (Meyerle)..... 51 Oct.

Dwell Meter, Simplicity+ (Saddler)..... 33 Aug.

#### CITIZENS BAND RADIO

Annual Catalog Of 5-Watt CB Equipment (Staff) ..... 40 Aug.

CB Jamboree Calendar

97 July, 113 Aug., 105 Sept.

Two-Way Reaction (Reese) ..... 93 Sept.

Planning A Group..... 81 Oct.

New Program in Nebraska..... 79 Nov.

Cleaning Up Camille ..... 79 Dec.

#### CONSTRUCTION

Amplifier, Ten Watt PA (Francis)..... 55 Nov.

Battery Charger, AA-C-D (Mangieri)..... 33 Oct.

Blinky-Blinker, Build a (Greenlee)..... 51 Sept.

Capacitance Meter, Build a (Sula)..... 66 Oct.

Carpenter's Mate (Simonton)..... 69 Sept.

Darkroom Timer, Build the SCS (Tooker)..... 52 Nov.

Dorm Special, Build the (Weems)..... 53 Aug.

Dwell Extender, Build a (Meyerle) ..... 51 Oct.

Dwell Meter, Simplicity+ (Saddler) ..... 33 Aug.

Encapsulate Your Circuit (Coya)..... 82 Aug.

Experimenters' Laser, POPULAR ELECTRONICS

Exclusive (Knowles) ..... 27 Dec.

FET Stick, Build a (Trauffer) ..... 57 Dec.

First Project, The (White)..... 75 Aug.

Frequency Calibrator, SCS (Blachford) ..... 53 Dec.

Frequency Spotter/Standard, IC (Mangieri)..... 27 Aug.

Homesteader, Build the (Meyer)..... 71 Oct.

Make Your Own Ion Chamber (Burgess)..... 31 Nov.

Microwaves For The Beginner (Hoisington)..... 40 Nov.

Mini-Six Add-On (Weems)..... 45 Sept.

Mini Trouble Light (Johnson)..... 86 Aug.

Photosensitive Switch, Build a (Mallary) ..... 55 Dec.

Picnicker's Friend, The (Shepler)..... 47 July

Pola-Testers (Beach) ..... 59 Sept.

PPFL, Build the (Edwards)..... 68 Aug.

Psychedelia 1 (Lancaster)..... 27 Sept.

Pulse Generator, A Self-Powered..... 78 Sept.

Pulse Generator, Portable (Harms)..... 61 Nov.

Rally Round the Reflex (Weems) ..... 47 Nov.

Rally Round the Reflex, Part 2 (Weems) ..... 43 Dec.

Semiconductor Breakdown Tester (DeHaven) ..... 47 Dec.

Sine-Wave Generator, ULD (Bongiorno)..... 55 Oct.

Speaker Boxes That Are Something Else (Weems)..... 45 Oct.

Speaker, The TIE Bookshelf (Johnson) ..... 69 July

Squaring with an IC (Harms)..... 43 July

Thermometer, Indoor/Outdoor All-Electronic (Troemel) ..... 27 Oct.

Tigers That Roar (Meyer)..... 51 July

Treble Boost For Your Guitar (Leo) ..... 59 Dec.

TV/FM Antenna, Build the "Pyramidal" (Manser)..... 27 July

Variable Transformer, Build a Solid-State (Arp)..... 42 Oct.

#### DEPARTMENTS

Electronics Library

14 July, 14 Aug., 14 Sept., 14 Oct., 16 Nov., 12 Dec.

Letters From Our Readers

8 July, 8 Aug., 8 Sept., 8 Oct., 8 Nov., 8 Dec.

New Literature

12 July, 12 Aug., 16 Sept., 16 Oct., 14 Nov., 16 Dec.

New Products

22 July, 22 Aug., 22 Sept., 22 Oct., 22 Nov., 22 Dec.

Operation Assist

16 Aug., 113 Sept., 98 Oct., 112 Dec.

Out of Tune

Different Metal Locator (Feb. 1969, p. 53)..... 98 July

Popular Electronics Universal Frequency Counter (March 1969, p 33)..... 110 Sept.

PPFL (August 1969, p 68)..... 12 Oct.

Op Tach (March 1969, p 27)..... 12 Oct.

Dwell Meter (August 1969, p 33) ..... 12 Nov.

Tips And Techniques ..... 71 Oct.

#### FEATURE ARTICLES

Angry Voice From Red Lion (Kent)..... 73 Sept.

Bridge Function Quiz (Balin)..... 68 Sept.

Electronics "B" Quiz (Balin)..... 64 July

Encapsulate Your Circuit (Coya) ..... 82 Aug.

Experimenters' Laser, POPULAR ELECTRONICS

Exclusive (Knowles) ..... 27 Dec.

Getting To Know the SCS (Tooker) ..... 75 Sept.

Hams Tackle a Hurricane (Waters) ..... 72 Dec.

Hobnobbing with Harbaugh..... 58 Aug.

I Want To Be A Spy, Mr. CIA Man (Holford)..... 51 Aug.

Laser, Caution (Lloyd) ..... 41 Dec.

Lively Laser, The (Robinson) ..... 33 Dec.

Microwaves For the Beginner (Hoisington)..... 40 Nov.

Popular Elecomics

58 Sept., 32 Oct.

Reliability and MTBF..... 84 Aug.

Strange Powers of Air Ions (Burgess)..... 29 Nov.

What Does An Op Amp Do? (Seginski)..... 50 Oct.

What Ever Happened to Atwater Kent? (Atlee)..... 33 July

Why Play Edison Roulette? (Greenlee)..... 71 Aug.

## HI-FI/STEREO AND AUDIO

Amplifier, Ten Watt PA (Francis).....	55 Nov.
Dorm Special, Build the (Weems).....	53 Aug.
Mini-Six Add-On (Weems).....	45 Sept.
Psychodelia 1 (Lancaster).....	27 Sept.
Rally Round the Reflex (Weems).....	47 Nov.
Rally Round the Reflex, Part 2 (Weems).....	43 Dec.
Speaker, The TIE Bookself (Johnson).....	69 July
Speaker Boxes That Are Something Else (Weems).....	45 Oct.
Stereo Scene, The (Lincoln)	
Latest Word From Japan.....	65 July
The New Compacts.....	79 Sept.
What's New This Fall.....	74 Oct.
Innovation Is the Name of the Game.....	69 Nov.
Testing Insures Performance.....	61 Dec.
Tigers That Roar (Meyer).....	51 July
Treble Boost For Your Guitar (Leo).....	59 Dec.

## PHOTOGRAPHY

Darkroom Timer, Build the SCS (Tooker).....	52 Nov.
---	---------

## PRODUCT GALLERY

Weathercaster (Radio Communication Corp.).....	80 July
Uniflash Strobe (Mitchell Enterprises).....	80 July
Battery-Boost Regulator (Mark Model BRR-1216).....	80 July
Miniature Breadboarding Kit (Intratec S-DeC).....	80 July
FET Multimeter (Triplett Model 310-FET).....	80 Aug.
Comel Mount (K & R Enterprises).....	80 Aug.
Solder Jockey.....	80 Aug.
Mix-n-Match Transformers (Alco STR-5, STR-10).....	80 Aug.
Tube Tester Charts (Coletronics).....	80 Aug.
Heathkit Model IT-18 Transistor Tester.....	83 Sept.
Leverage Tools Lever Wrench.....	83 Sept.
National Tel-Tronics Coax Connectors.....	83 Sept.
EICO Model 385 Color Bar Generator.....	83 Sept.
Heathkit Sine-Square Audio Generator.....	78 Oct.
Weller Temperature-Controlled Soldering Tool.....	78 Oct.
Megart Globe Plotter.....	73 Nov.
Drake Programmable Receiver.....	73 Nov.
Heathkit Color Bar/Dot Generator.....	69 Dec.
EICO 3150 Amplifier.....	70 Dec.

## SCIENCE FAIR PROJECTS

Blinky-Blinker, Build a (Greenlee).....	51 Sept.
Experimenters' Laser, POPULAR ELECTRONICS	
Exclusive (Knowles).....	27 Dec.
First Project, The (White).....	75 Aug.
Make Your Own Ion Chamber (Burgess).....	31 Nov.
Microwaves For the Beginner.....	40 Nov.
Picnicker's Friend, The (Shepler).....	47 July
PPFL, Build the (Edwards).....	68 Aug.
Psychodelia 1 (Lancaster).....	27 Sept.
Thermometer, Indoor/Outdoor All-Electronic	
(Troemel).....	27 Oct.

## SHORT-WAVE LISTENING

English-Language News Broadcasts to North America	
(Legge)	
79 July, 92 Aug., 86 Sept., 80 Oct., 76 Nov., 74 Dec.	
First Project, The (White).....	75 Aug.
Frequency Calibrator, SCS (Blachford).....	53 Dec.
Frequency Spotter/Standard, IC (Mangieri).....	27 Aug.

HQ-200 & SX-122A, A Look at the (Ferrell).....	55 Sept.
I Want to be a Spy, Mr. CIA Man (Holford).....	51 Aug.
Short-Wave Listening (Bennett)	
More On Oldtime QSL's.....	87 July
The Long-Wave Broadcast Band.....	98 Aug.
Ecuador, Santo Domingo, Brazil, and Bonaire.....	95 Sept.
Qatar Broadcasting Service.....	83 Oct.
More On Those Old QSL Cards.....	81 Nov.
News Items From Around The World.....	77 Dec.

## SOLID-STATE CIRCUITS

Amplifier, Ten Watt PA (Francis).....	55 Nov.
Battery Charger, AA-C-D (Mangieri).....	33 Oct.
Blinky-Blinker, Build a (Greenlee).....	51 Sept.
Capacitance Meter, Build a (Sula).....	66 Oct.
Carpenter's Mate (Simonton).....	69 Sept.
Converter, Sine-Wave To Pulse (Tooker).....	50 July
Darkroom Timer, Build the SCS (Tooker).....	52 Nov.
Dwell Extender, Build a (Meyerle).....	51 Oct.
Dwell Meter, Simplicity+ (Saddler).....	33 Aug.
FET Stick, Build a (Trauffer).....	57 Dec.
Frequency Calibrator, SCS (Blachford).....	53 Dec.
Frequency Spotter/Standard, IC (Mangieri).....	27 Aug.
Getting To Know the SCS (Tooker).....	75 Sept.
Make Your Own Ion Chamber (Burgess).....	31 Nov.
Microwaves for the Beginner (Hoisington).....	40 Nov.
Photosensitive Switch, Build a (Mallory).....	55 Dec.
Pola-Testers (Beach).....	59 Sept.
Pulse Generator, A Self-Powered.....	78 Sept.
Pulse Generator, Portable (Harms).....	61 Nov.
Semiconductor Breakdown Tester (DeHaven).....	47 Dec.
Sine-Wave Generator, ULD (Bongiorno).....	55 Oct.
Solid State (Garner)	
84 July, 95 Aug., 97 Sept.	
The Age of Aquarius or Solid State?.....	87 Oct.
Laser in Thin Films.....	77 Nov.
The Shift to Solid State.....	75 Dec.
Squaring with an IC (Harms).....	43 July
Thermometer, Indoor/Outdoor All-Electronic	
(Troemel).....	27 Oct.
Tigers That Roar (Meyer).....	51 July
Variable Transformer, Build A Solid-State (Arp).....	42 Oct.

## TEST EQUIPMENT

Capacitance Meter, Build a (Sula).....	66 Oct.
Converter, Sine-Wave To Pulse (Tooker).....	50 July
Dwell Meter, Simplicity+ (Saddler).....	33 Aug.
Frequency Spotter/Standard, IC (Mangieri).....	27 Aug.
Make Your Own Ion Chamber (Burgess).....	31 Nov.
Mini Trouble Light (Johnson).....	86 Aug.
Pola-Testers (Beach).....	59 Sept.
Pulse Generator, A Self-Powered.....	78 Sept.
Pulse Generator, Portable (Harms).....	61 Nov.
Semiconductor Breakdown Tester (DeHaven).....	47 Dec.
Sine-Wave Generator, ULD (Bongiorno).....	55 Oct.
Squaring with an IC (Harms).....	43 July
Why Play Edison Roulette? (Greenlee).....	71 Aug.

**Back Issues.** A limited quantity of back issues are available from the Ziff-Davis Service Division, 595 Broadway, New York, NY 10012. Each issue costs 65¢, postpaid.

# ELECTRONICS MARKET PLACE

**COMMERCIAL RATE:** For firms or individuals offering commercial products or services. \$1.15 per word (including name and address). Minimum order \$11.50. Payment must accompany copy except when ads are placed by accredited advertising agencies. Frequency discount: 5% for 6 months; 10% for 12 months paid in advance. **READER RATE:** For individuals with a personal item to buy or sell. 70c per word (including name and address). No Minimum! Payment must accompany copy.

## FOR SALE

**FREE!** Giant bargain catalog on transistors, diodes, rectifiers, SCR's, zeners, parts. Poly Paks, P.O. Box 942, Lynnfield, Mass. 09140.

**GOVERNMENT** Surplus Receivers, Transmitters, Snooperscopes, Radios, Parts, Picture Catalog 25¢. Meshna, Nahant, Mass. 09108.

**ROCKETS:** Ideal for miniature transmitter tests. New illustrated catalog. 25¢. Single and multistage kits, cones, engines, launchers, trackers, rocket aerial cameras, technical information. Fast service. Estes Industries, Dept. 18, Penrose, Colorado 81240.

**LOWEST** Prices Electronic Parts. Confidential Catalog Free. **KNAPP**, 3174 8th Ave. S.W., Largo, Fla. 33540.

**EUROPEAN** and Japanese bargains catalogs. \$1 each. Dee, 10639E Riverside, North Hollywood, Calif. 91602.

**MECHANICAL, ELECTRONIC** devices catalog 10¢. Greatest Values—Lowest Prices. Fertik's, 5249 "D", Philadelphia, Pa. 19120.

**MUSIC LOVERS, CONTINUOUS, UNINTERRUPTED BACKGROUND MUSIC FROM YOUR FM RADIO, USING NEW INEXPENSIVE ADAPTOR. FREE LITERATURE. ELECTRONICS, 11500-Z NW 7th AVE., MIAMI, FLORIDA 33168.**

**WE SELL CONSTRUCTION PLANS. TELEPHONE:** Answering Machine, Speakerphone, Carphone, Phonevision, Legal Connector, Auto Dialer, Central Dial System. **TELEVISION:** \$35.00 Color Converter, Tape Recorder, 3DTV, \$25.00 Camera. **DETECTIVE:** Infinity Transmitter, Tail Transmitter, Police Radar Detector. **HOBBYIST:** Electron Microscope, 96 Hour Tape Music System, Ultrasonic Dishwasher, Radar-Oven, Electronic Tranquilizer. Plans \$4.95 each. **COURSES:** Telephone Engineering \$39.50, Detective Electronics \$22.50, Anti-Detective Electronics \$27.50. **SUPER HOBBY CATALOG 25¢.** Don Britton Enterprises, 7906 Santa Monica Blvd., Hollywood, Calif. 90046.

**WEBBER LAB'S**, Police & Fire Converters. Catalog 10¢. 72 Cottage Street, Lynn, Mass. 09105.

**RADIO—T.V.** Tubes—33¢ each. Send for free catalog. Cornell, 4213 University, San Diego, Calif. 92105.

**INVESTIGATORS, LATEST ELECTRONICS AIDS. FREE LITERATURE. CLIFTON, 11500-L NW 7th AVE., MIAMI, FLORIDA 33168.**

**FREE ELECTRONICS PARTS FLYER.** Large catalog \$1.00 deposit. **BIGELOW ELECTRONICS, BLUFFTON, OHIO 45817.**

**JAPAN & HONG KONG DIRECTORY.** Electronics, all merchandise. World trade information. \$1.00 today. Ippano Kaisha Ltd., Box 6266, Spokane, Washington 99207.

**CIRCUIT Boards, Parts** for "Poptronics" projects. Free catalog. S.W. Technical, Box 16297, San Antonio, Texas 78216.

**FREE** Catalog low priced, high performance subminiature listening devices direct from manufacturer. Emery LT-12, 156 Fifth Avenue, New York, N. Y., 10010.

**ULTRA-SENSITIVE AND POWERFUL METAL DETECTORS**—join the many who are finding buried coins, minerals, relics and artifacts. Don't buy till you see our **FREE** catalog of new models. Write Jetco, Box 132-PE, Huntsville, Texas 77340.

**LASER** parts catalog 60¢. Moynihan, 107 North Brighton, Atlantic City, New Jersey 08401.

**"GIZMOTCHY"** CB beams, dealers wanted Box 1820, Huntington Beach, Calif. 92647.

**PSYCHEDELIC** catalog. Posters, lighting, etc. Send 25¢ for handling to Hole In The Wall, 6055PE Lankershim, North Hollywood, Calif. 91606.

**THE ART OF DE-BUGGING—\$5.95. TRON-X PUBLICATIONS, P.O. BOX 38155, HOLLYWOOD, CALIFORNIA 90038.**

**GENERAL INFORMATION:** First word in all ads set in bold caps at no extra charge. Additional words may be set in bold caps at 10c extra per word. All copy subject to publisher's approval. Closing Date: 1st of the 2nd preceding month (for example, March issue closes January 1st). Send order and remittance to: Hal Cymes, POPULAR ELECTRONICS, One Park Avenue, New York, New York 10016.

**CONSTRUCTION PLANS: LASER . . . \$2.00.** Surveillance Devices—two F.M. Bugging Transmitters . . . \$1.00. Tail Transmitter . . . \$1.00. Telephone Transmitter . . . \$1.00. Surveillance equipment and kits available. Howard, 20174 Ward, Detroit, Michigan 48235.

**SENCORE TEST EQUIPMENT UNBELIEVABLE PRICES. FREE CATALOG AND PRICE SHEET. FORDHAM RADIO, 265 EAST 149TH STREET, BRONX, N.Y. 10451.**

**CONVERT** any television into Oscilloscope (simplest). **SECRET** Automatic Telephone Recorder, **REMOTE** Telephonic Intrusion Alarm, Detailed, Illustrated Plans \$1.95 each, 3 for \$4.95. **WESTERN**, 28 E. 5199 Kearny Villa, San Diego, California 92123.

**POLICE—FIRE RADIO-DISPATCHER DIRECTORIES!** Exclusive latest CONFIDENTIAL listings. Official CALLSIGNS, FREQUENCIES! Catalog for stamp. Communications, Box 56-PE, Commack, N.Y. 11725.

**COMPONENTS? Kits? Hardware? Free catalog!** Truvue Paks, Box 275, Chelsea, Mass. 02150.

**HOW** a tube amplifies \$.50. The hybrid coil \$.50. Free catalog. **BECO**, Box 27011, Minneapolis, Minnesota 55427.

**ELECTRONIC** ignition, various types. Free literature. Anderson Engineering, Epsom, N.H. 03239.

**NEW!** Low cost aluminum UHF-VHF towers. **COFFELT**, 909 Hayter, Dallas, Oregon 97338.

**PROXIMITY** switch. Detects nearness of human body. Free information. Claremont Products, 860 Reed, Claremont, Calif. 91711.

**NEW! PHONE PATCH** with automatic switch. Now you can record those important conversations automatically. **ONLY \$14.95.** Chelco Electronics, 11835 Wilshire Blvd., Los Angeles, Calif. 90025.

**AMATEUR SCIENTISTS, Electronics Hobbyists, Experimenters, Students . . . Construction Plans—all complete, including drawings, schematics, parts lists with prices and sources . . . Laser—Build your own coherent-light optical laser. Operates in pulsed mode, visible light range—\$6.00 . . . Radar—Build your own ultrasonic doppler radar. Detect motion of people, automobiles, even falling rain drops. Transistorized, uses standard small 9-volt battery—\$4.00 . . . Long-Range "Sound Telescope"—This amazing device can enable you to hear conversations, birds and animals, other sounds hundreds of feet away. Very directional. Transistorized. Uses 9V battery—\$3.00 . . . Or send 25¢ coin (no stamps) for complete catalog. Other items include Psychedelic strobes, light shows, robots . . . 38 different projects. Technical Writers Group, Box 5994, State College Station, Raleigh, N.C. 27607.**

**DIAGRAMS**—Radios \$1.50, Television \$3.00. Give make and model. Diagram Service, Box 1151PE, Manchester, Conn. 06042.

**CLEARANCE SALE** rectifiers, transistors, 1000's other items. Catalog 15¢. General Sales Company, 254 Main, Clute, Texas 77531.

**HEARING AIDS** below wholesale. Smallest, most powerful. Free home trial. No salesman will call. Free details. Write Prestige-C-42, Box 10880, Houston, Texas 77018.

**IGNITION C-D** 26.95 Silicon Semiconductor. Free info. Semiconductor Industries, Box 27, Boston 02131.

**LINEAR AMPLIFIERS:** "Hornet" 50 watts output—\$98.50; "Raider" 100 watts—\$139.50; "Maverick-250" 250 watts—\$244.95. AM and SSB. "Scorpion" 50 watt 12 V. Mobile Amplifier—\$99.95; "Bandit II" 12 V. Mobile Amplifier—\$169.95. Mobile amplifiers positive or negative ground. Frequency range 20-35 megacycles (illegal for class D 11 meters.) Dealer inquiries invited. D & A Manufacturing Co., 1217 Avenue C, Scottsbluff, Nebraska 69361.

**C.B.** speaker multiplex system, 12 volt transistorized switch transfers car radio speaker to C.B. set, on receive or transmit, \$19.50. Kit \$14.50. Information 6¢. Fosters, 1402 Lillian Ave., Arlington Heights, Ill. 60004.

**CONVERT** any television to big-screen oscilloscope. Only minor changes required. No experience necessary. Easy, illustrated step-by-step plans, \$1.95. Secret automatic telephone recorder, Remote telephone Intrusion Alarm. Detailed illustrated plans \$1.00 each. 3 for \$3.00. Relco-A179, Box 10839, Houston, Texas 77018.

**SEMICONDUCTORS** and parts catalogue free over 100 pages. J. & J. Electronics, Box 1437, Winnipeg, Manitoba, Canada. U.S. Trade directed.

**FREE TV TUNER REPAIR TRICKS**, Plans. Details. Complete courses: Frank Bocce, Box 833, Redding, Calif. 96001.

**SPACE-AGE TV CAMERA KIT!** Terrific for Experimenters, Industry, Education. Solid-state. Only \$116.95! Starter kits: \$18.95 up. Plans 25¢ up. Catalog **FREE**. Phone: 402-987-3771. Write: **ATV RESEARCH**, 1301 Broadway, Dakota City, Nebr. 68731.

**AMERICAN**: show where your heart is. Buy American made gifts. F. McDonough, 1226 Clairhaven St., Pittsburgh, Pa. 15205.

**BURGLAR AND FIRE ALARM SYSTEMS** and supplies. **INSTALLATION MANUAL** and catalog \$1.00. Refunded on first order. Electronic Sentry Systems, P.O. Box 8023A, Sacramento, California 95818.

**DESIGN WITH TRANSISTORS**—25 page article. Anyone can design successful projects. Send \$1.00. Solid State Tekneex, Rt. 1. Doniphan, Mo. 63935.

**ATWATER KENT** receivers; schematics, diagrams. \$2.00. Harnco, Box 5, Staunton, Va. 24401.

## PLANS AND KITS

**KITS**, metal detector \$5.95. Audio Telescope \$5.95, others. Lec-tronix, Box 42, Madison Heights, Michigan 48071.

**SOLAR FLYING SAUCERS**. (Brand New Solid State Engine, Fantastic Performance, Flies Miles on Sun's Power, lifts animals, sends messages, parachutes. Build many, easily, inexpensively with everyday materials. Complete plans, descriptions, drawings, plus **FREE** Space-tronics **CATALOG \$1**. Single Catalog 25¢. Spacetrronics, Box 31043-PES, San Francisco, California 94131.

**RADAR INTRUDER ALARM** detects human movement thirty feet away. **TRANSISTORIZED. BUILD YOURSELF** with complete instructions. Parts, kits and assembled units also available. Plans \$3.00. Microwave Research Co., Box 10147, St. Petersburg, Florida 33733.

**NOVEL** electronic lock. Random combination lets others watch—they still can't succeed. Baffle your friends. Unlimited applications. Uses inexpensive I.C.'s Plans \$4.95. Newell Labs, Box 1254, Redondo Beach, Calif. 90278.

**FET** preamplifier kit; volume, treble, bass. With PC board; \$7.00. Mark Anglin, 1336 Louisiana, Akron, Ohio 44314.

**BUILD YOUR OWN PLAYER PIANO** for fun or profit. Easy-to-install kit converts any upright to a fascinating fun-provoking player piano. All electric. No bellows, no pumping. Plays any roll, old or new. Proven reliable in 5 years field testing. Won't affect piano's looks or normal playing. Precise, step-by-step instructions leave nothing to doubt. Anyone can install with simple tools. Complete details from Player House, 1222 P Street, Lincoln, Nebr. 68508.

**BUILD DISTANCE CRYSTAL SETS**. 10 plans 25¢; 18 different 50¢; 20 different 50¢. Catalog. Laboratories, 12041-L Sheridan, Garden Grove, Calif. 92640.

**KITS** for experimenters. **NEW** concepts, free catalog. **CUHINCO**, 2404 Stratton Drive, Rockville, Maryland 20854.

**INTEGRATED CIRCUIT KITS: COMPUTER, AUDIO**, Others. New catalog free. **KAYE ENGINEERING**, Box 3932-A, Long Beach, California 90803.

**COLOR Organ Kit \$7.50**, Power Supplies \$3.98. Catalog. Murphy, 204 Roslyn Ave., Carle Place, N.Y. 11514.

**ELECTRONIC TIMER**. Under \$7.50, 1-15 minutes, telephone. cooking, etc. Plans 50¢. Cohen, 56 Nimbus, Holbrook, N.Y. 11741.

## HIGH FIDELITY

**FREE!** Send for money saving stereo catalog # P12E, lowest quotations on your individual component, tape recorder, or system requirements. Electronic Values, Inc., 200 W. 20th St., New York, N.Y. 10011.

**DON'T THROW YOUR OLD CARTRIDGE AWAY**. Send us \$19.95 and any old cartridge. We will ship **PREPAID** any one of the following top rated elliptical diamond stereo cartridges **NEW**: Shure M75E, M91E, M92E, M93E, Empire 888E, Pickering V15AME3, XV15 ATE, ADC 660E, 550E. Write for lowest quotations all stereo components. Send \$1.00 for our discount catalog. **DEFA ELECTRONICS**, 2207 Broadway, New York, N.Y. 10024.

**TRADE IN YOUR OLD CARTRIDGE**: Send us \$6.95 and we will ship **PREPAID** any one of the following: ADC 220; Grado FTR; Pickering PAC/1; Shure M3D. **LYLE CARTRIDGES**, 265 East 149th St., Bronx, New York 10451.

**HI-FI** components. Tape Recorders, at guaranteed "We Will Not Be Undersold" prices. 15-day money-back guarantee. Two-year warranty. No Catalog. Quotations Free. Hi-Fidelity Center, 239 (P) East 149th Street, New York 10451.

**TRADE IN YOUR OLD CARTRIDGE**: Send us \$17.95 and we will ship **PREPAID** any one of the following: ADC 660E; Empire 888E. Pickering V15ATE-3; Pickering V15AME-3; Pickering XV15AT Shure M55E; Shure M75E; Shure M92E; Shure M93E; Stanton 500E; **LYLE CARTRIDGES**, 265 East 149 Street, Bronx, New York 10451.

**LOW**, Low quotes: all components and recorders, HiFi, Roslyn, Penna. 19001.

**TRADE IN YOUR OLD CARTRIDGE**: Send us \$10.95 and we will ship **PREPAID** any one of the following: ADC 770; Empire 808; Grado FTE; Pickering V15AC-3; Pickering V15AT-3; Shure M7/N21D; Shure M44-5; Shure M44-7. **LYLE CARTRIDGES**, 265 East 149th Street, Bronx, New York 10451.

**TAPE RECORDERS**, Hi-Fi, components, Sleep Learning Equipment, tapes. Unusual Values. Free Catalog. Dressner, 1523R, Jericho Turnpike, New Hyde Park, N.Y. 11040.

**TRADE IN YOUR OLD CARTRIDGE**: Send us \$39.95 and we will ship **PREPAID** any one of the following: ADC 10EMKII; Empire 888VE; Pickering XV750E; Stanton 681EE; Empire 999VE. **LYLE CARTRIDGES**, 265 East 149th Street, Bronx, New York 10451.

**DON'T THROW YOUR OLD CARTRIDGE AWAY**. Send us \$50.00 and any old used cartridge and we will ship you via air Prepaid anywhere any one of the following Top Stereo Cartridges: Shure V-15 Type II, Empire 999VE, ADC 10EMK 11, Stanton 681EE. Write for lowest quotations all stereo components. Send \$1.00 for our discount catalog. **DEFA ELECTRONICS**, 2207 Broadway, New York, N.Y. 10024.

**TRADE IN YOUR OLD CARTRIDGE**: Send us \$13.95 and we will ship **PREPAID** any one of the following: Empire 808E; Empire 888; Pickering V15AM-3; Pickering V15ACE-3; Pickering V15AC; Shure M21E; Shure M32E; Shure M44E; Shure M75-6. **LYLE CARTRIDGES**, 265 East 149th Street, Bronx, New York 10451.

## WANTED

**CASH PAID!** Unused tubes, electronic equipment. Barry, 512 Broadway, NYC 10012.

**QUICKSILVER**, Platinum, Silver, Gold, Ores Analyzed. Free Circular. Mercury Terminal, Norwood, Mass. 02062.

**CASH PAID** for all tubes. **DAMESCO**, 308 Hickory, Arlington, N.J. 07032.

**WANTED** newspapers 1900-1960 famous deaths, presidential elections, top sports events, war years issues, disasters. Details and price please. Lee Arp, 148P Pasadena Ave., Conneaut, Ohio 44030.

## TUBES

**TUBES "Oldies"**, latest. Lists free. Steinmetz, 7519 Maplewood, Hammond, Indiana 46324.

**RECEIVING & INDUSTRIAL TUBES, TRANSISTORS**. All Brands—Biggest Discounts. Technicians, Hobbyists, Experimenters—Request **FREE** Giant Catalog and **SAVE!** **ZALYTRON**, 469 Jericho Turnpike, Mineola, N.Y. 11501.

**TUBE** Headquarters of World! Send 10c for Catalog (tubes, electronic equipment) Barry, 512 Broadway, N.Y.C. 10012.

**RADIO & T.V.** Tubes—33¢ each. Send for free list. Cornell, 4213 University, San Diego, Calif. 92105.

**THOUSANDS** and thousands of types of electronic parts, tubes, transistors, instruments, etc. Send for **Free** Catalog. Arcturus Electronics Corp., MPE, 502-22nd St., Union City, N.J. 07087.

**TV TUBES NEW BOXED UP TO 80% OFF LIST.** For catalog price sheets send \$1.00. T & T Sales Co., 4802 Ave. K, Brooklyn, N. Y. 11234.

**HE/NE GAS LASER** completed tube with internal mirrors and power supply schematic. 3MW red power output. Only and first \$49.95 laser in the world. Order from **C. W. RADIATION**, P.O. Box 1299, Mtn. View, Calif. 94040.

**RADIO & TV** tubes, old type radio and new type miniature and compactrons. Send for free lists. Micro Electron Tube Co., Box 55, Paterson, N.J. 07501.

**TUBES**—Lowest world prices. Foreign-American. Obsolete, current. Receiving, special purpose, transmitting tubes. Send for tube and parts catalog. United Radio Company, 56-P Ferry St., Newark, N.J. 07105.

**TAPE AND RECORDERS**

**TAPES** . . . blank recording . . . pre-recorded music. Catalog 10¢. Tower, Lafayette Hill, Pa. 19444.

**BEFORE** Renting Stereo Tapes try us. Postpaid both ways—no deposit—immediate delivery. Quality—Dependability—Service—Satisfaction—prevail here. If you've been dissatisfied in the past, your initial order will prove this is no idle boast. Free Catalog. Gold Coast Tape Library, Box 2262, Palm Village Station, Hialeah, Fla. 33012.

**RENT** 4-Track open reel tapes—all major labels—3,000 different—free brochure. Stereo-Parti, 55 St. James Drive, Santa Rosa, Ca. 95401.

**TAPEMATES** makes available to you **ALL 4-TRACK STEREO TAPES—ALL LABELS**—postpaid to your door—at tremendous savings. For free brochure write: **TAPEMATES**, 5727 W. Jefferson Blvd., Los Angeles, California 90016.

**STEREO TAPES, CARTRIDGES, CASSETTES, REELS, 33% DISCOUNT. UNAVAILABLE ELSEWHERE. MAIL 20¢—CATALOGS. STAR RECORDINGS-PE, BOX 1055, EL PASO, TEXAS 79946.**

**AMAZING DISCOUNTS** on famous brand high fidelity stereo components. No small wonder that we have set new sales records each year since 1959. Write. Arkay Electronics, 1028-03 Commonwealth, Boston, Mass. 02215.

**STEREO TAPES**, save 20,30% and more, postpaid anywhere U.S.A. We discount batteries, recorders, tape/cassettes, 80-page catalog 25¢. **SAXITONE TAPES**, 1776 Columbia Road, N.W., Washington, D.C. 20009.

**CASSETTE** blanks, also educational and language. accessories and recorders. Literature—Write **CASSETTES UNLIMITED**, P.O. Box 13119-P, Pittsburgh, Pa. 15243.

**CLASSIC** Radio Shows! Custom taped! Huge catalogue, 50¢. Radio Ltd., P.O. Box 23, Ann Arbor, Michigan 48107.

**REPAIRS AND SERVICES**

**TV Tuners** rebuilt and aligned per manufacturers specification. Only \$9.50. Any make UHF or VHF Ninety day written guarantee. Ship complete with tubes or write for free mailing kit and dealer brochure. **JW Electronics**, Box 51C, Bloomington, Indiana 47401.

**PRINTED CIRCUITS** to specifications. Write requirements. Vico, Box 1581, Los Angeles, California 90053.

**PERSONALS**

**MAKE FRIENDS WORLDWIDE** through international correspondence. Illustrated brochure free. Hermes, Berlin 11, Germany.

**INVESTIGATORS, LATEST ELECTRONIC AIDS. FREE LITERATURE. CLIFTON, 11500-K NW 7th AVE., MIAMI, FLORIDA 33168.**

**FREE** Catalog low priced, high performance subminiature listening devices direct from manufacturer. Dealers welcome. Emery A-12, 156 Fifth Avenue, New York, N. Y. 10010.

**SECRET LOANS BY MAIL.** Borrow \$100 to \$1500 for any good reason in absolute privacy. No interviews, no endorsers, no co-signers. Fast service. Write Dial Finance Co., Dept. M-593, 410 Kilpatrick Bldg., Omaha, Nebraska 68102.

**INSTRUCTION**

**LEARN ACCIOENT INVESTIGATION.** Train at home to earn \$750 to \$1,000 monthly. Car furnished. Expenses paid, no selling. No college needed. Full or spare time. Men urgently needed. Free placement service. Write for **FREE** information. No obligation, Universal Schools CZ-12, 6801 Hillcrest, Dallas, Texas 75205.

**LEARN ELECTRONIC ORGAN SERVICING** at home all makes including transistor. Experimental kit—trouble-shooting. Accredited NHSC, Free Booklet. **NILES BRYANT SCHOOL**, 3631 Stockton, Dept. A, Sacramento, Calif. 95820.

**FCC** First Class License in six weeks—nation's highest success rate—approved for Veterans Training. Write Elkins Institute, 2603B Inwood Road, Dallas, Texas 75235.

**CLASSIFIED ADVERTISING ORDER FORM**

Please refer to heading on first page of this section for complete data concerning terms, frequency discounts, closing dates, etc.

1	2	3	4	5
6	7	8	9	10
11	12	13	14	15
16	17	18	19	20
21	22	23	24	25
26	27	28	29	30
31	32	33	34	35

\_\_\_\_\_ Words { @ 70¢ (Reader Rate) } = \$ \_\_\_\_\_  
 { @ \$1.15 (Commercial Rate) }

Insert \_\_\_\_\_ time(s) Total Enclosed \$ \_\_\_\_\_

NAME \_\_\_\_\_

ADDRESS \_\_\_\_\_

CITY \_\_\_\_\_ STATE \_\_\_\_\_ ZIP \_\_\_\_\_

Signature \_\_\_\_\_

**WORD COUNT:** Include name and address. Name of city (Des Moines) or of state (New York) counts as one word each. Zip Code numbers not counted. (Publisher reserves right to omit Zip Code if space does not permit.) Count each abbreviation, initial, single figure or group of figures or letters as a word. Symbols such as 35mm, COD, PO, AC, etc., count as one word. Hyphenated words count as two words.

PE-1269

R.E.I.'s famous (5) week course for the Radio Telephone License in the shortest, most effective course in the nation. Over 98% of R.E.I. graduates pass F.C.C. exams for 1st class license. Total tuition \$360.00. Job placement free. Write for brochure. Radio Engineering Incorporated Schools, 1336 Main Street, Sarasota, Florida 33577—or 3123 Gillham Road, Kansas City, Missouri 64109—or 809 Caroline Street, Fredericksburg, Virginia 22401—or 625 E. Colorado Street, Glendale, California 91205.

**FCC FIRST CLASS LICENSE THROUGH TAPE RECORDED LESSONS.** Our seventeenth year teaching FCC license courses. Radio License Training, 1060D Duncan, Manhattan Beach, Calif. 90266.

**LEARN WHILE ASLEEP, Hypnotize!** Strange catalog free. Auto-suggestion, Box 24-ZD, Olympia, Washington 98501.

**DEGREE** in Electronics Engineering earned mostly by correspondence. Free brochure. Dept. G-9, Grantham School of Engineering, 1505 N. Western Ave., Hollywood, California 90027.

**FOLLOW THE LEADER**—the nation's original four week F.C.C. 1st Class License Course. Tuition: \$295.00. Results guaranteed. Tennessee Institute of Broadcasting, 2106-A 8th Ave., South, Nashville, Tenn. 37204, or, Technical Institute of Broadcasting, 800 Silver Lane, East Hartford, Conn. 06106.

**ART talent?** Be your own boss. Earn \$200.00 weekly free-lancing. Free brochure. Famous American Studios, Dept. PE Spring Park, Minn. 55384.

F.C.C. license training by correspondence. G.I. Bill approved. Money-Back Warranty. Free brochure. Write: Dept. Z-9, Pathfinder School of Electronics, 1505 N. Western Ave., Hollywood, Calif. 90027.

**EARN** College degree at home. All subjects. Florida State Christian College, 4307 North Andrews Avenue, Fort Lauderdale, Florida 33309.

**CB FANS, 99 ways** to improve your CB Radio. Only \$2.95. Linc, Box 21007, Denver, Colo. 80221.

**DRAFTING** (Electronic, Mechanical, Architectural). Home Courses \$25.00. Send \$2.00 first lesson. Prior Inc., 23-09 169 Street, Whitestone, New York 11357.

## INVENTIONS WANTED

**INVENTIONS** wanted. Patented, unpatented. Global Marketing Service, 2420-P 77th, Oakland, Calif. 94605.

**INVENTORS! OUR FREE EXPERT ANALYSIS** of your invention can save valuable time, help you realize full sale value. Strictly confidential. **FREE INVENTION CERTIFICATE.** Write today: Pioneer Invention Service, Dept. 35, 150 Broadway, New York, N.Y. 10038.

**FREE** "Directory of 500 Corporations Seeking New Products." For information regarding development, sale, licensing of your patented/unpatented invention. Write: Raymond Lee Organization, 230-GR Park Avenue, New York City 10017.

**INVENTORS:** Protect your ideas! Free "Recommended Procedure". Washington Inventors Service, 422T Washington Building, Washington, D.C. 20005.

**PATENT SEARCHES,** including copies of related United States Patents. Inventors, attorneys, manufacturers use our "World-Wide" Airmail service Free: "Invention Record" form and "Information Every Inventor Needs", Hayward Company, 1029HR Vermont, Washington, D.C. 20005.

**FREE PAMPHLET:** "Tips on Safeguarding Your Invention." Write: United States Inventors Service Company, 501-H Thirteenth Street N.W., Washington, D.C. 20004.

**INVENTORS!** Don't sell your invention, patented or unpatented, until you receive our offer. Eagle Development Company, Dept. P, 79, Wall Street, N.Y., N.Y. 10005.

**PATENT** Searches including Maximum speed, full airmail report and closest patent copies, \$6.00. Quality searches expertly administered. Complete secrecy guaranteed. Free Invention Protection forms and "Patent Information." Write Dept. 9, Washington Patent Office Search Bureau, 711 14th Street, N.W., Washington, D.C. 20005.

**INVENTORS!** Sell your invention for cash or royalties! Our client manufacturers eagerly seek new items. Patented. Unpatented. Financial assistance if needed. 25 years proven performance. For free information, write Dept. 20, Gilbert Adams, Invention Broker, 80 Wall St., New York, N.Y. 10005.

## MAGAZINES

**BACK DATE MAGAZINES!** Send needs. Midtown, Box 917-PE, Maywood, N.J. 07607.

## GOVERNMENT SURPLUS

**JEEPS** Typically From \$53.90 . . . Trucks From \$78.40 . . . Boats, Typewriters, Airplanes, Multimeters, Oscilloscopes, Transceivers, Electronics Equipment. Wide Variety, Condition. 100,000 Bid Bargains Direct From Government Nationwide Complete Sales Directory and Surplus Catalog \$1.00. (Deductible First \$10.00 Order). Surplus Service, Box 820-J, Holland, Michigan 49423.

**GOVERNMENT** Surplus How and Where to Buy in Your Area. Send \$1.00 to: Surplus Information PE, Headquarters Building, Washington, D.C. 20036.

## BOOKS

**FREE** catalog aviation/electronic/space books. Aero Publishers, 329PE Aviation Road, Fallbrook, California 92028.

**UNUSUAL** Books! Catalog free! International, Box 7798 (PE), Atlanta, Georgia 30309.

**FREE** book prophet Elijah coming before Christ. Wonderful bible evidence. Megiddo Mission, Dept. 64, 481 Thurston Rd., Rochester, N.Y. 14619.

**MEN, GIVE "INSTANT HAPPINESS,"** new book ladies love! Learn how to be happy, stay happy! Send \$1.00 each. Jackson, Drawer 1535E, Bartow, Florida 33830.

## HYPNOTISM

**FREE** Hypnotism, Self-Hypnosis, Sleep Learning Catalog! Drawer H400, Ruidoso, New Mexico 88345.

**"MALE-FEMALE HYPNOTISM" EXPOSED, EXPLAINED! "SECRET METHOD"—THEY NEVER KNOW! \$2, RUSHED, GUARANTEED! ISABELLA HALL, SILVER SPRINGS, FLORIDA 32688.**

**HYPNOTIC** sleep learning recordings produce fabulous results. Details Free. ASR Foundation, Box 7021eg Henry Clay Station, Lexington, Ky. 40502.

**HYPNOTIZE PERFECT STRANGERS—EITHER SEX—SUCCESSFULLY!** Secret Methods—they never know! Illustrated Course and 10 inch Hypnodisk \$2.00. **RESULTS ABSOLUTELY GUARANTEED!** Dr. H. Arthur Fowler, Box 4399, Woodbury, New Jersey 08096.

## MAGNETS

**MAGNETISM** (100) page script newly discovered magnetic principles (\$3.00). Jesse Costa, Box 26, Waquoit, Mass. 02536.

**MAGNETS.** All types. Special—20 disc magnets, or 2 stick magnets, or 10 small bar magnets, or 8 assorted magnets, \$1.00 Maryland Magnet Company, 5412-H Gist, Baltimore, Maryland 21215.

## PHOTOGRAPHY—FILM, EQUIPMENT, SERVICES

**SCIENCE** Bargains Request Free Giant Catalog "CJ"—148 pages—Astronomical Telescopes, Microphones, Lenses, Binoculars, Kits, Parts. War surplus bargains. Edmund Scientific Co., 300 Edscorp Bldg., Barrington, New Jersey 08007.

## MUSIC

**PLAY ORGAN EASILY, AMAZING METHOD,** free information. Kegley, 1016-PE Kelly, Joliet, Illinois 60435.

## PRINTING

**FREE LITERATURE:** Address labels, business cards, printing, Rubber Stamps. **JORDAN'S,** 552 West O'Connor, Lima, Ohio 45801.

**PRINTING** 25% discount, free catalog. Gables, 405D Clifton, Glenshaw, Pa. 15116.

## EMPLOYMENT INFORMATION

**FOREIGN** and **USA** job opportunities available now. Construction, all trades. Earnings to \$3,000.00 monthly. Paid overtime, travel bonuses. Write: Universal Employment, Woodbridge, Conn. 06525.

## RECORDS

**SPECIAL INTEREST RECORDS AVAILABLE. PRODUCED BY THE EDITORS OF THE WORLD'S LEADING SPECIAL INTEREST MAGAZINES. SEND FOR FREE CATALOG. RECORD CATALOG-PE, ZIFF-DAVIS PUBLISHING COMPANY, ONE PARK AVENUE, NEW YORK, N.Y. 10016.**

**POPULAR** organ albums factory direct. Concert Recording, Lynwood, Calif. 90262.

**OLDIES—45RPM** original hits. Over 4000 available. Catalog 25¢. C & S Record Sales, Box 197, Wampsville, N.Y. 13163

**FREE RECORD CATALOG** listing thousands of classical, opera, folk, jazz, popular, show, spoken, religious and language records. Mono and Stereo. Buy by mail and save from the largest, exclusive mail order record distributor in the world. Send name and address today to Dept. P, Chesterfield Music Shops, Inc., 12 Warren Street, New York 10017.

**OUTRAGEOUSLY FUNNY 45RPM.** Benefits of Rubber To Mankind B/W Women. \$2.00. Record, 5970 S.W. 3rd Street, Miami, Florida 33144.

## BUSINESS OPPORTUNITIES

**RAISE** Rabbits for us on \$500 month plan. Free details. White's Rabbitry, Mt. Vernon, Ohio 43050.

**FREE CATALOGS.** Repair air conditioning, refrigeration. Tools, supplies, full instructions. Doolin, 2016 Canton, Dallas, Texas 75201.

**PIANO TUNING** learned quickly at home. Tremendous field! Musical knowledge unnecessary. GI Approved. Free Information. Empire School, Miami, Florida 33145.

**FREE BOOK "999 Successful Little Known Businesses"** Work home, Plymouth 345P, Brooklyn, N.Y. 11218.

**ELECTROPLATING** Equipment and supplies. All types for home workshops and industrial. Send \$2.00 (refundable) for equipment guide formulas, operating data, catalog. HBS Equipment Division 90, 3543 East 16th, Los Angeles, California 90023.

**I MADE \$40,000.00** Year by Mailorder! Helped others make money! Start with \$10.00—Free Proof. Torrey, Box 318-N, Ypsilanti, Michigan 48197.

**\$200.00 DAILY** In Your Mailbox! Your opportunity to do what mail-order experts do. Free details. Associates, Box 136-J, Holland, Michigan 49423.

**FREE** Selling Outfit. Office supplies, furniture & equipment. Oseco, 15-PE North Jefferson, Chicago 60606.

**MAKE BIG MONEY** raising chinchillas, rabbits, guinea pigs for us. Catalog—25¢. Keeney Brothers, New Freedom, Pa. 17349.

**UHF ANTENNAS OPEN FIELD BIG PROFITS.** Build 14DB gain antenna at home for less than \$5.00, sell for \$30 or more. For plans and information send \$1.00 to E & A Enterprises, 807 South Weller, Springfield, Mo. 65804.

**MAKE** a minimum of 2 to 3 times your cost on hundreds of items. Sell toys, gifts, novelties, games. Send \$1.00 for giant catalog (refundable). Nichol, P.O. Box 19357-F, Portland, Oregon 97219.

**BIG EARNINGS** selling Hertel Bibles. New 3-dimension cover, finest reference edition sells fast. Demonstrator furnished. Big commissions. International Book, Dept. PE, Box 118, Wichita, Kansas 67201.

**LEARN** moneymaking methods. Monthly newsletter. Moneymaker Reports, 1405 Locust, EB-1612, Philadelphia, Pennsylvania 19102.

**MARINE** and land communication business sales and service. Well established going business doing \$175,000 yearly. Located vicinity Chesapeake Bay. Ideal for licensed technician \$40,000.00 Will finance fifty percent to responsible party. Write: **POPULAR ELECTRONICS**, Classified, Box 200, 1 Park Avenue, New York, N.Y. 10016.

## PLASTICS

**NEW** Liquid Plastic hardens like glass without heat. Clear, Colors. Embed real flowers, photos, coins. Create unusual craft objects for big profits at home. Illustrated. **HOW** Booklet—25¢. Dept. 9/105P, CASTOLITE, Woodstock, Ill. 60098.

## TREASURE FINDERS

**FREE TREASURE GUIDE!** Fact-filled collectors edition; send 50¢ for postage. Also request free literature on ultrasensitive, professional Fisher Detectors. **FISHER RESEARCH**, Dept. PE12, Palo Alto, California 94303.

## MOVIE FILMS

**CHRISTMAS GIFT CATALOG . . . Super 8/8mm . . . COLOR . . . Big Savings—Shop Early. SPORTLITE FILMS, Dept. PE, 20 N. Wacker Dr., Chicago, Ill 60606.**

## RUBBER STAMPS

**RUBBER ADDRESS STAMP \$2.00.** Signature \$3.50. Free catalog, Jackson, Box 443-G, Franklin Park, Ill. 60131.

## REAL ESTATE

**FREE. . . . 232-page FALL-WINTER CATALOG!** Describes and pictures over 2,200 farms, ranches, town and country homes, businesses in 33 states coast to coast! Specify type property and location preferred. Zip code, please. **UNITED FARM AGENCY**, 612-EP West 47th St., Kansas City, Mo. 64112.

## MISCELLANEOUS

**WINEMAKERS:** Free illustrated catalog of yeasts, equipment. Semplex, Box 12276, Minneapolis, Minn. 55412.

**BILLS** paid without borrowing—Nobody refused up to \$10,000.00. Bad credit no problem, not a Loan Company. Write for free application. **INTERNATIONAL ACCEPTANCE**, Dept. 50-A, 5133 N. Central Ave., Phx., Arizona 85012; 2511 E, 46th Street, Indianapolis, Ind., 46205; 711 14th St., N.W., Washington, D.C. 20005; 507 Carondelet St., New Orleans, La. 70130.

**32 PAGE** big illustrated joke and novelty catalog. 25¢. Joke, Box 7212JJ, Chicago 60680.

**WORLD TIME** 24 cities \$15.75. Calendar. Pendant \$17.50. Hilltop, P.O. Box 370, Syracuse, New York 13201.

**BEERS, PEACH BRANDY, WINES—Strongest Formulas, \$2.25.** (hydrometers list, brew supplies catalog included)—Research Enterprises, 29-D Samoset, Woburn, Mass. 01801.

**UP** to \$151 daily track wins with scientific computer. \$2 stakes. Proof supplied. Free details: RH-P11, 5715, Carmel, Calif. 93921.

## POPULAR ELECTRONICS SUBSCRIBER SERVICE

Please include an address label when writing about your subscription to help us serve you promptly. Write to: **Portland Pl., Boulder, Colo. 80302**

### CHANGE OF ADDRESS:

Please let us know you are moving at least four to six weeks in advance. Affix magazine address label in space to the right and print new address below. If you have a question about your subscription, attach address label to your letter.

### TO SUBSCRIBE: Check below.

5 yrs. \$20  3 yrs. \$13  
 1 yr. \$5  **New**  **Renewal**

Specify:  Payment enclosed

You get 1 extra issue per year as a **BONUS!**

Bill me later.

If you have no label handy, print OLD address here.

name \_\_\_\_\_ please print  
address \_\_\_\_\_  
city \_\_\_\_\_  
state \_\_\_\_\_ zip code \_\_\_\_\_

← AFFIX LABEL →

0361

print name \_\_\_\_\_

address \_\_\_\_\_

city \_\_\_\_\_

state \_\_\_\_\_ zip code \_\_\_\_\_

Add'l postage: \$1 per year outside U.S., its possessions & Canada.



# POPULAR ELECTRONICS

DECEMBER 1969

## ADVERTISERS INDEX

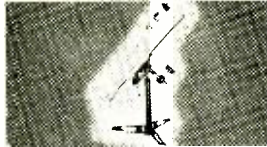
READER SERVICE NO.	ADVERTISER	PAGE NO.
1	AMECO, Div. of Aerotron, Inc.	86
2	Allied Radio	106, 107, 108, 109
4	Argos Products Company	99
5	Audionics, Inc.	85
	Bell & Howell Schools	5
7	Broadcast Systems International, Inc.	105
8	Burstein-Applebee Company	105
9	C/P Corporation	25
	CREI, Home Study Division, McGraw-Hill Book Co.	18, 19, 20, 21
10	Career Academy	9
11	Castle Lighting Co.	98
12	Cleveland Institute of Electronics	36, 37, 38, 39
6	Cobra	14
13	Cook's Institute of Electronics Engineering	98
14	Crystek	112
15	Drake Company, R.L.	104
16	Edmund Scientific Co.	123
18	Electro-Voice, Inc.	FOURTH COVER
17	Esse Radio Company	99
19	GC Electronics (Calctro)	101
20	Grantham School of Electronics	7
21	Hallcrafters	103
22	Heath Company	94, 95, 96, 97
23	Intratec	84
3	Johnson Company, E.F.	THIRD COVER
24	Lafayette Radio	111
25	Mercury Electronics Corp.	110
26	Mosley Electronics, Inc.	111
27	Multicore Sales Corp.	87
	McGee Radio Co.	102
	National Radio Institute, SECOND COVER, I, 2, 3	
	National Technical Schools	88, 89, 90, 91
28	Olson Electronics	115
29	Phase Corporation	114
30	Pickering & Company	26
31	Pioneer Electronics Co.	23
32	Poly Paks	112
	Prestige	102
33	Progressive "Edu-Kits", Inc.	124
34	RCA Electronic Components & Devices	13
35	RCA Electronic Components & Devices	83
	RCA Institutes	62, 63, 64, 65
36	Regency Electronics	8
37	Schober Organ Corporation, The	102
38	Science Workshop	115
39	Sonar Radio Corporation	100
40	Stinger Antenna Company	10, 11
41	Telex Communicators Division	6
42	Tram Corporation	16
	U.S. Army	17
43	Weller Electric Corp.	92
45	World Radio Laboratories	87
44	Xcelite, Inc.	12

CLASSIFIED ADVERTISING 118, 119, 120, 121, 122

# UNUSUAL BARGAINS EXCELLENT XMAS GIFTS!

... MANY U.S. GOV'T SURPLUS

## SUPER 6" SPACE CONQUEROR



Share the wonders of space exploration. Features aluminumized & overcoated 6" f/8 ground and polished pyrex parabolic mirror accurate to 1/4 waves. 4x F. 6X achromatic finder scope. 4 eye-pieces 48X, 96X, 192X. Barlow to double or triple power—rack & pinion focusing mount. Electric clock drive w/manual slow-motion control. Setting circles. Heavy-duty equatorial mount. Pedestal. Compares to \$295-\$350 models.

Stock No. 85,086AV ..... \$239.50 FOB  
 Stock No. 85,105AV 4 1/4" REFLECTOR TELESCOPE ..... \$94.50 FOB  
 Stock No. 85,050AV 3" REFLECTOR TELESCOPE ..... \$29.95 Ppd

## LONG-WAVE BLACK LIGHT FIXTURE



Extremely versatile, compactly designed, long wave (3200-4000 angstroms) black light (ultraviolet) fixture. Has 6-watt, 110-V lamp with built-in filter—eliminates harmful shorter wave ultraviolet rays. Use to identify minerals, fungi, bacteria—check for surface flaws, oil and gas leakage—perfect for displays with fluorescent paper, paints, chalk, crayons, trace powder, etc. Adjustable aluminum reflector, and vert., horz., or on corner. L. 1 1/2" W. 1 1/4"

Stock No. 70,364AV ..... \$12.50 Ppd.  
 Stock No. 60,124AV ..... REPLACEMENT BULB ..... \$4.50 Ppd.

## "FISH" WITH A MAGNET



Go treasure hunting on the bottom! Fascinating fun & sometimes profitable! Tie a line to our 5-lb. Magnet—drop it overboard in bay, river, lake or ocean. Trawl it along bottom—your "treasure" haul can be outboard motors, anchors, other metal valuables. 5-lb. Magnet is war surplus—Alnico V Type—Gov't. cost \$30. Lifts over 100 lbs. and much heavier weights under water.

Stock No. 70,571AV ..... \$14.00 Ppd.

## NEW LOW-COST ULTRASONIC CLEANER



Top-quality 7-amp plug unit for only \$39.95! Cleans dirt, grime completely, quickly, safely. Small delicate parts, precision electronic items, lab instruments, jewelry, coins, even dentures sparkle like new. American-made—operates on regular house current. Solid state generator w/automatic turn-off. Power regulating knob. No shocks. No radio interference. 6" x 4" x 4" stainless steel.

Stock No. 71,003AV ..... \$39.95 Ppd.  
 Stock No. 71,198AV ..... QUART SIZE \$89.95 Ppd.

## TUNE IN AND TURN ON YOUR OWN

### Psychedelic Light Show



Take one bookshelf sized conservative looking oiled walnut finished light box—with its built-in kicker, an indiv. controlled 3-channel color organ. Activate by attaching to hi-fi or stereo speaker. Plug in and switch on. Music fills the room and the pulsating screen leaps into pulsating life. Patterns are wild and wonderful, or soft and soothing—responding directly in time and intensity to music. Perfect home entertainment. Little theater of combs. House current.

Stock No. 80,126AV (18" Wx12" Hx9" D) ..... \$49.95 Ppd.

## ASTRONOMICAL TELESCOPE KITS



Grind your own mirror for powerful telescopes. Kits contain fine annealed pyrex mirror blank, tool, adhesives, diagonal mirror, steel eyepieces, etc. Instruments you build are valued up to \$100's.

4 1/4" DIAMETER—1" THICK No. 70,001AV ..... \$9.75 Ppd.  
 6" DIAMETER—1" THICK No. 70,004AV ..... \$13.95 Ppd.  
 8" DIAMETER—1 1/2" THICK No. 70,005AV ..... \$21.00 Ppd.  
 10" DIAMETER—2" THICK No. 70,006AV ..... \$34.25 FOB

Order by Stock No.—Check or M.O.—Money-Back Guarantee  
 EDMUND SCIENTIFIC CO., 300 EDSCORP BLDG., BARRINGTON, N.J. 08007

## WRITE FOR GIANT FREE CATALOG "AV"



Completely new 1970 edition. New items, categories, illustrations. 148 easy-to-read pages packed with 1000 unusual items. Dozens of electrical, mechanical parts, accessories. Enormous selection of Astronomical Telescopes, Microscopes, Binoculars, Magnifiers, Magnets, Lenses, Prisms. Many war surplus items for hobbyists, experimenters, workshops, factory. Write for catalog "AV." Include Zip.

ORDER BY STOCK NUMBER - SEND CHECK OR MONEY ORDER - MONEY-BACK GUARANTEE  
**EDMUND SCIENTIFIC CO.** 300 EDSCORP BUILDING  
 BARRINGTON, NEW JERSEY 08007  
 CIRCLE NO. 16 ON READER SERVICE PAGE

# BUILD 20 RADIO

**CIRCUITS AT HOME** only  
with the New Improved **\$26.95**

**PROGRESSIVE RADIO "EDU-KIT"®**  
A Practical Home Radio Course

- Now Includes
- ★ 12 RECEIVERS
  - ★ 3 TRANSMITTERS
  - ★ SQ. WAVE GENERATOR
  - ★ SIGNAL TRACER
  - ★ AMPLIFIER
  - ★ SIGNAL INJECTOR
  - ★ CODE OSCILLATOR
- ★ No Knowledge of Radio Necessary
  - ★ No Additional Parts or Tools Needed
  - ★ EXCELLENT BACKGROUND FOR TV
  - ★ **SCHOOL INQUIRIES INVITED**
  - ★ Sold in 79 Countries



Reg. U. S.  
Pat. Off.

Training Electronics Technicians Since 1946

**YOU DON'T HAVE TO SPEND  
HUNDREDS OF DOLLARS FOR A RADIO COURSE**

The "Edu-Kit" offers you an outstanding PRACTICAL HOME RADIO COURSE at a rock-bottom price. It is designed to train Radio & Electronics Technicians, making use of the most modern methods of home training. You will learn radio theory, construction practice and servicing. THIS IS A COMPLETE RADIO COURSE IN EVERY DETAIL. You will learn how to build radios, using regular schematics; how to wire and solder in a professional manner; how to service radios. You will work the standard type of punched metal chassis as well as the latest development of Printed Circuit chassis. You will learn the basic principles of radio. You will construct, study and work with RF and AF amplifiers and oscillators, detectors, rectifiers, test equipment. You will learn practice code, using the Progressive Code Oscillator. You will learn and practice trouble-shooting, using the Progressive Signal Tracer, Progressive Signal Injector, Progressive Dynamic Radio & Electronics Tester, Square Wave Generator and the accompanying instructional material.

You will receive training for the Novice, Technician and General Classes of F.C.C. Radio Amateur License. You will build Receiver, Transmitter, Square Wave Generator, Code Oscillator, Signal Tracer and Signal Injector circuits, and learn how to operate them. You will receive an excellent background for television, Hi-Fi and Electronics.

Absolutely no previous knowledge of radio or science is required. The "Edu-Kit" is the product of many years of teaching and engineering experience. The "Edu-Kit" will provide you with a basic education in Electronics and Radio, worth many times the low price you pay. The Signal Tracer alone is worth more than the price of the kit.

**THE KIT FOR EVERYONE**

You do not need the slightest background in radio or science. Whether you are interested in radio & Electronics because you want an interesting hobby, a well paying business or a job with a future, you will find the "Edu-Kit" a worthwhile investment. Many thousands of individuals of all ages and backgrounds have successfully used the "Edu-Kit" in more than 79 countries of the world. The "Edu-Kit" has been carefully designed, step by step, so that you cannot make a mistake. The "Edu-Kit" allows you to teach yourself at your own rate. No instructor is necessary.

**PROGRESSIVE TEACHING METHOD**

The Progressive Radio "Edu-Kit" is the foremost educational radio kit in the world, and is universally accepted as the standard in the field of electronics training. The "Edu-Kit" uses the modern educational principle of "Learn by Doing." Therefore you construct, learn schematics, study theory, practice trouble shooting—all in a closely integrated program designed to provide an easily-learned, thorough and interesting background in radio. You begin by examining the various radio parts of the "Edu-Kit." You then learn the function, theory and wiring of these parts. Then you build a simple radio. With this first set you will enjoy listening to regular broadcast stations, learn theory, practice testing and trouble-shooting. Then you build a more advanced radio, learn more advanced theory and techniques. Gradually, in a progressive manner, and at your own rate, you will find yourself constructing more advanced multi-tube radio circuits, and doing work like a professional Radio Technician.

Included in the "Edu-Kit" course are Receiver, Transmitter, Code Oscillator, Signal Tracer, Square Wave Generator and Signal Injector Circuits. These are not unprofessional "breadboard" experiments, but genuine radio circuits, constructed by means of professional wiring and soldering on metal Chassis, plus the new method of radio construction known as "Printed Circuitry." These circuits operate on your regular AC or DC house current.

**THE "EDU-KIT" IS COMPLETE**

You will receive all parts and instructions necessary to build twenty different radio and electronics circuits, each guaranteed to operate. Our Kits contain tubes, tube sockets, variable electrolytic, mica, ceramic and paper dielectric condensers, resistors, tie strips, hardware, tubing, punched metal chassis, instruction Manuals, hook-up wire, solder, selenium rectifiers, coils, volume controls and switches, etc.

In addition, you receive Printed Circuit materials, including Printed Circuit chassis, special tube sockets, hardware and instructions. You also receive a useful set of tools, a professional electric soldering iron, and a self-powered Dynamic Radio and Electronics Tester. The "Edu-Kit" also includes Code Instructions and the Progressive Code Oscillator, in addition to F.C.C. Radio Amateur License training. You will also receive lessons for servicing with the Progressive Signal Tracer and the Progressive Signal Injector, a High Fidelity Guide and a Quiz Book. You receive Membership in Radio-TV Club, Free Consultation Service, Certificate of Merit and Discount Privileges. You receive all parts, tools, instructions, and everything you need to keep you busy for hours.

Progressive "Edu-Kits" Inc., 1189 Broadway, Dept. 684D, Hewlett, N. Y. 11557

**UNCONDITIONAL MONEY-BACK GUARANTEE**

Please rush my Progressive Radio "Edu-Kit" to me, as indicated below:

- Check one box to indicate choice of model
- Regular model \$26.95.
  - Deluxe model \$31.95 (same as regular model, except with superior parts and tools plus valuable Radio & TV Tube Checker.)
- Check one box to indicate manner of payment
- I enclose full payment, Ship "Edu-Kit" post paid.
  - Ship "Edu-Kit" C.O.D. I will pay postage.
  - Send me FREE additional information describing "Edu-Kit."

Name .....  
Address .....

**PROGRESSIVE "EDU-KITS" INC.**  
1189 Broadway, Dept. 684D, Hewlett, N. Y. 11557

**FREE EXTRAS**

- **SET OF TOOLS**
- SOLDERING IRON
  - ELECTRONICS TESTER
  - PLIERS-CUTTERS
  - VALUABLE DISCOUNT CARD
  - CERTIFICATE OF MERIT
  - TESTER INSTRUCTIONS MANUAL
  - HIGH FIDELITY GUIDE • QUIZZES
  - TELEVISION BOOK • RADIO TROUBLE-SHOOTING BOOK
  - MEMBERSHIP IN RADIO-TV CLUB: CONSULTATION SERVICE • FCC AMATEUR LICENSE TRAINING
  - PRINTED CIRCUITRY

**SERVICING LESSONS**

You will learn trouble-shooting and servicing in a progressive manner. You will practice repairs on the sets that you construct. You will learn symptoms and causes of trouble in home, portable and car radios. You will learn how to use the professional Signal Tracer, the unique Signal Injector and the dynamic Radio & Electronics Tester. While you are learning in this practical way, you will be able to do many a repair job for your friends and neighbors, and charge fees which will far exceed the price of the "Edu-Kit." Our Consultation Service will help you with any technical problems you may have.

**FROM OUR MAIL BAG**

J. Statistis, of 25 Poplar Pl., Waterbury, Conn., writes: "I have repaired several sets for my friends, and made money. The "Edu-Kit" is a great thing. I was ready to spend \$240 for a Course, but I found your ad and sent for your Kit."

Ben Valerio, P. O. Box 21, Magna, Utah: "The Edu-Kits are wonderful, here I am sending you the questions and also the answers for them. I have been in Radio for the last seven years, but like to work with the Edu-Kits, and like to build Radio Testing Equipment. I enjoyed every minute I worked with the different kits; the Signal Tracer works fine. Also like to let you know that I feel proud of becoming a member of your Radio-TV Club."

Robert L. Shuff, 1534 Monroe Ave., Huntington, W. Va.: "Thought I would drop you a few lines to say that I received my Edu-Kit, and was really amazed that such a bargain can be had at such a low price. I have already started repairing radios and phonographs. My friends were really surprised to see me get into the swing of it so quickly. The trouble-shooting Tester that comes with the Kit is really swell, and finds the trouble, if there is any to be found."

**PRINTED CIRCUITRY**

At no increase in price, the "Edu-Kit" now includes Printed Circuitry. You build a Printed Circuit Signal Injector, a unique servicing instrument that can detect many Radio and TV troubles. This revolutionary new technique of radio construction is now becoming popular in commercial radio and TV sets.

A Printed Circuitry is a special insulated chassis on which has been deposited a conducting material which takes the place of wiring. The various parts are merely plugged in and soldered to terminals.

Printed Circuitry is the basis of modern Automation Electronics. A knowledge of this subject is a necessity today for anyone interested in Electronics.

***"The safe way is two-way!"***



**Join Johnson's BIG CB  
safety campaign and...**

**WIN...**



**A  
FLIGHT  
around the world  
FOR  
TWO!**



**A  
Maverick**

**...complete with  
Messenger 125!**




**three  
Messenger 124's!**

**Plus 25 other Valuable Prizes**

**\$50.**

**HUNDREDS OF  
GIFT CERTIFICATES**

**No purchase necessary—  
get details from your  
Johnson dealer!**



# Electro-Voice invents the wireless!



Model E-V 1282 shown with CWR1 walnut case, \$22.00 extra.

**E-V 1181 65 watt stereo FM modular receiver – \$210.00**

**E-V 1182 65 watt AM/stereo FM modular receiver – \$233.00**

**E-V 1281 130 watt stereo FM modular receiver – \$255.00**

**E-V 1282 130 watt AM/stereo FM modular receiver – \$277.00**

All power ratings are music power  $\pm 1$  db. (65 watt units equal 50 watts IHF power. 130 watt units equal 105 watts IHF power.)

*FREE! Call anytime day or night (800) 243-0355 toll-free for name of nearest Electro-Voice high fidelity specialist. In Connecticut call (collect) 853-3600.*

**ELECTRO-VOICE, INC., Dept. 1294P, 630 Cecil St., Buchanan, Michigan 49107**

**ElectroVoice®**

A SUBSIDIARY OF GULTON INDUSTRIES, INC.

**CIRCLE NO. 18 ON READER SERVICE CARD**