

TAPE CASSETTES—FACTS & FANCIES

# POPULAR ELECTRONICS

JUNE  
1969

50  
CENTS



**BUILD OUTSIDE LIGHT GREETER**

**HOW TO TEST A UNIJUNCTION**

**CARL KOHLER GOES LOOT HAPPY**

**“EYEBALLer” MONITORS CB RIG**

**BUILD  
WIRED WIRELESS  
REMOTE CONTROL**

(page 27)







# **nri** **firsts**

**make learning  
Electronics at home  
fast and fascinating —  
give you priceless  
confidence.**

Some NRI **firsts** in training equipment



**first** to give you Color Television training equipment engineered specifically for education — built to fit NRI instructional material, *not* a do-it-yourself hobby kit. The end product is a superb Color TV receiver that will give you and your family years of pleasure. You "open up and explore" the functions of each color circuit as you build.



**first** to give you transmission lines and antenna systems that include experiments not otherwise attempted outside of college physics laboratories. The experience gained with this kind of Communications training equipment is matched only by months — sometimes years — of on-the-job experience.

## NRI's "discovery" method is the result of over half a century of leadership simplifying and dramatizing training at home


The FIRSTS described below are typical of NRI's half century of leadership in Electronics home training. When you enroll as an NRI student, you can be sure of gaining the in-demand technical knowledge and the priceless confidence of "hands-on" experience sought by employers in Communications, Television-Radio Servicing and Industrial and Military Electronics. Everything about NRI training is designed for your education . . . from the much-copied, educator-acclaimed Achievement Kit sent the day you enroll, to "bite-size" well-illustrated, easy to read texts programmed with designed-for-learning training equipment.

### YOU GET YOUR FCC LICENSE OR YOUR MONEY BACK

There is no end of opportunity for the trained man in Electronics. You can earn \$6 or more an hour in spare time, have a business of your own or qualify quickly for career positions in business, industry, government. And if you enroll for any of five NRI courses in Communications, NRI prepares you for your FCC License exams. *You must pass* or NRI refunds your tuition in full. No school offers a more liberal money-back agreement. The full story about NRI leadership in Electronics training is in the new NRI Catalog. Mail postage-free card today. No salesman is going to call.  
NATIONAL RADIO INSTITUTE, Washington, D.C. 20016

**APPROVED UNDER NEW GI BILL** If you have served since January 31, 1955, or are in service, check GI line on postage-free card.

## designed from chassis up for your education



**first** to give you true-to-life experiences as a communications technician. Every fascinating step you take in NRI Communications training, including circuit analysis of your own 25-watt, phone/cw transmitter, is engineered to help you prove theory and later apply it on the job. Studio equipment operation and troubleshooting become a matter of easily remembered logic.

**first** to give you completely specialized training kits engineered for business, industrial and military Electronics. Shown above is your own training center in solid state motor control and analog computer servo-mechanisms. Telemetry circuits, solid-state multi-vibrators, and problem-solving digital computer circuits are also included in your course.

# POPULAR ELECTRONICS

VOLUME 30 NUMBER 6

JUNE, 1969

WORLD'S  
LARGEST-SELLING  
ELECTRONICS  
MAGAZINE

## SPECIAL CONSTRUCTION PROJECT

### BUILD WWRC

*Signal Control on Commercial Wiring*

27 John S. Simanton, Jr.

## FEATURE ARTICLES

### BUILD THE UJT TESTER

*Check Unijunction Transistors*

33 J. W. Cuccia

### ELECTRONICS MATHEMATICS QUIZ

#### BUILD THE EYEBALLER

*Monitor 3 signals at once*

40 Robert P. Balin

41 Jim White, WSLET

### LIVE WIRE WITH A LOOT LOCATOR

*Diamonds on the beach*

45 Carl Kohler

### IONS ON VACATION

#### YOUR OWN PRIVATE OWL

*Turn on your outside lights*

50 Nick Roberts

51 James A. Archer

### NO MORE FUSES

*Use a variable circuit breaker*

59 Neil Johnson

### FINDING PARALLEL RESISTANCES

### PRINTED CIRCUITS, PATH OF LEAST RESISTANCE

*Tips on making your own*

61 Ronald L. Ives

63 Roy Hartkopf

### THE STEREO SCENE

*Cassettes: not either/or, but and!*

65 Charles Jackson

### CALCULATING INPUT AND OUTPUT IMPEDANCES

### SECOND-GUESSING THE "PITCH REFERENCE"

#### THE PRODUCT GALLERY

*Stereo FM Compact (Heathkit Model AD-27)*

69

70 Emerson M. Hoyt

76

### SOLID STATE

#### SHORT-WAVE LISTENING

*U.S. Pirate Station Located*

78 Lou Garner

81 Hank Bennett, W2PNA

### ENGLISH-LANGUAGE BROADCASTS TO NORTH AMERICA

#### AMATEUR RADIO

*Amateur radio program begins 10th TV season*

84 Roger Legge

85 Herb S. Brier, W9EGQ

## DEPARTMENTS

LETTERS FROM OUR READERS 8

OUT OF TUNE 11

*Build "Op-Tach" (March 1969)*

*"Sound-With-Sound Mixer" (March 1969)*

*"Popular Electronics Universal Frequency Counter,*

*Part 2" (April 1969)*

NEW LITERATURE 14

READER SERVICE PAGES 15, 95

ELECTRONICS LIBRARY 16

NEW PRODUCTS 22

OPERATION ASSIST 87

CB JAMBOREE CALENDAR 94

TIPS AND TECHNIQUES 97

INDEX TO VOLUME 30 (JAN.-JUNE, 1969) 98


POPULAR ELECTRONICS is indexed  
in the Readers' Guide  
to Periodical Literature

Copyright © 1969 by ZIFF-DAVIS PUBLISHING COMPANY. All rights reserved.

POPULAR ELECTRONICS, June 1969, Volume 30, Number 6, Published monthly at 307 North Michigan Avenue, Chicago, Illinois 60601. One year subscription rate for U.S., U.S. Possessions and Canada, \$5.00; all other countries, \$6.00. Second class postage paid at Chicago, Illinois and at additional mailing offices. Authorized as second class mail by the Post Office Department, Ottawa, Canada and for payment of postage in cash. Subscription service and Forms 3579: Portland Place, Boulder, Colorado 80302. Editorial offices for manuscript contributions, reader inquiries, etc.: One Park Ave., New York, N.Y. 10016.

This month's cover photo by  
Conrad Studios

# What could a career in electronics mean to you?




Escape from a dead-end future



Freedom from automation fears



Greatly increased earnings



A key spot in a key industry



A better standard of living



A chance to be your own boss

A great field, electronics. With an even greater future. And—if you have the skills—a good spot for you. At good money. In the growing electronics industry. Or in business for yourself.

DeVry Tech grads have the skills. You can too. Send in the coupon and let us show you what a career in electronics could mean to you.

**DE VRY INSTITUTE OF TECHNOLOGY**  
4141 WEST BELMONT AVENUE, CHICAGO, ILLINOIS 60641

ONE OF THE  
**BELL & HOWELL SCHOOLS**

**DE VRY INSTITUTE OF TECHNOLOGY** PE-6A  
4141 WEST BELMONT AVENUE, CHICAGO, ILLINOIS 60641

ONE OF THE  
**BELL & HOWELL SCHOOLS**

Please send me your two free booklets and information about preparing for careers in Electronics. I am interested in the following opportunity fields (check one or more):

- |  |   |   |
|--|---|---|
| <input type="checkbox"/> Space & Missile Electronics | <input type="checkbox"/> Radar                  | <input type="checkbox"/> Broadcasting           |
| <input type="checkbox"/> Television and Radio        | <input type="checkbox"/> Automation Electronics | <input type="checkbox"/> Industrial Electronics |
| <input type="checkbox"/> Microwaves                  | <input type="checkbox"/> Communications         | <input type="checkbox"/> Electronic Control     |
|  | <input type="checkbox"/> Computers              |   |

Name \_\_\_\_\_ Age \_\_\_\_\_

Address \_\_\_\_\_ Apt. \_\_\_\_\_

City \_\_\_\_\_

State \_\_\_\_\_ Zip Code \_\_\_\_\_

Veterans: Check here. If you were discharged after Jan. 31, 1955, the "G.I. Bill" may cover the entire cost of your tuition.

# BREAKTHROUGH



## IN ELECTRONICS CALCULATING

Still plodding through math and electronics problems the slow pencil-and-paper way? Smash the paperwork barrier with this new Electronics Slide Rule.

Even if you've never used a slide rule before, you can whiz through resonant frequency calculations and inductive or capacitive reactance problems. You can find reciprocals for resistance formulas instantly. You can even locate tricky decimal points in a jiffy.

You can also work regular math problems in a flash: multiplication...division...square roots...logarithms...trigonometry. Anyone can use this sturdy 12-inch, all-metal slide rule. We show you how with our complete 4-lesson instruction course. Slide rule, course, and handsome leather carrying case deliberately priced low as our way of making friends with men in Electronics. FREE booklet gives full details. Mail coupon below today.

### MAIL THIS COUPON FOR FREE BOOKLET

**CIE** Cleveland Institute of Electronics  
1776 East 17th Street, Cleveland, Ohio 44114

Please send me your FREE booklet describing the Electronics Slide Rule and 4-lesson instruction course. Also FREE if I act at once—a handy pocket-sized Electronics Data Guide.

Name \_\_\_\_\_ (PLEASE PRINT)  
Address \_\_\_\_\_  
City \_\_\_\_\_  
State \_\_\_\_\_ Zip \_\_\_\_\_

PE-157

CIRCLE NO. 7 ON READER SERVICE PAGE

# POPULAR ELECTRONICS

**PHILLIP T. HEFFERNAN**  
*Publisher*

**OLIVER P. FERRELL**  
*Editor*

**LESLIE SOLOMON**  
*Technical Editor*

**JOHN R. RIGGS**  
*Managing Editor*

**EDWARD I. BUXBAUM**  
*Art Director*

**ALEXANDER W. BURAWA**  
*Associate Editor*

**ANDRE DUZANT**  
*Technical Illustrator*

**PATTI MORGAN**  
*Assistant Editor*

**AURORA NARDOZZI**  
*Editorial Assistant*

**H. BENNETT, W2PNA**

**H. S. BRIER, W9EGQ**

**L. E. GARNER, JR.**

**M. P. SPINELLO, KHC2060**  
*Contributing Editors*

**RICHARD J. HALPERN**  
*Advertising Manager*

**ARDYS C. MORAN**  
*Advertising Service Manager*

**LAWRENCE SPORN**  
*Associate Publisher*

**ZIFF-DAVIS PUBLISHING COMPANY**  
Editorial and Executive Offices

One Park Avenue, New York, New York 10016  
212 679-7200

Midwestern Office

307 North Michigan Avenue, Chicago, Illinois 60601  
312 726-0892

Midwestern Advertising Manager, JAMES WEAKLEY

Western Office

9025 Wilshire Boulevard, Beverly Hills, California 90211  
213 CRestview 4-0265; BRadshaw 2-1161  
Western Advertising Manager, BUD DEAN

Japan: James Yagi  
Ishikawa Mansion, #4, Sakuragaoka  
Shibuya-ku, Tokyo, 462-2911-3

Circulation Office

Portland Place, Boulder, Colorado 80302

William Ziff, President

W. Bradford Briggs, Executive Vice President

Hershel B. Sarbin, Senior Vice President

Philip Sine, Financial Vice President

Walter S. Mills, Jr., Vice President, Circulation

Stanley R. Greenfield, Vice President, Marketing

Phillip T. Heffernan, Vice President, Electronics Division

Frank Pomerantz, Vice President, Creative Services

Arthur W. Butzow, Vice President, Production

Edward D. Muhlfeld, Vice President, Aviation Division

Irwin Robinson, Vice President, Travel Division

Furman Hebb, Administrative Vice President

George Morrissey, Vice President

Sydney H. Rogers, Vice President

Ziff-Davis also publishes Airline Management and Marketing, Boating, Business & Commercial Aviation, Car and Driver, Cycle, Electronics World, Flying, Modern Bride, Popular Photography, Skiing, Skiing Area News, Skiing Trade News, Stereo Review, and Travel Weekly.


Forms 3579 and all subscription correspondence should be addressed to POPULAR ELECTRONICS, Circulation Department, Portland Place, Boulder, Colorado 80302. Please allow at least six weeks for change of address. Include your old address, as well as new—enclosing if possible an address label from a recent issue.

EDITORIAL CONTRIBUTIONS must be accompanied by return postage and will be handled with reasonable care; however, publisher assumes no responsibility for return or safety of art work, photographs or manuscripts.



Member Audit Bureau  
of Circulations

## Argos' new speaker technology creates a genuine price breakthrough in two-way system design.



The new Argos TX-200 is a totally new dimension in high fidelity sound reproduction systems—a superb instrument offering fine-furniture construction, big-system performance and compactness for maximum versatility. The TX-200 matches a specially-designed high compliance, low-resonance woofer with a new high-compression horn-loaded driver component to produce distortion-free response from 30 Hz to the inaudibles at 18,000 Hz.

### Specifications

Cabinet: Select walnut, Belgian linen

grille. Size: 18 $\frac{7}{8}$ " x 11 $\frac{1}{8}$ " x 7 $\frac{7}{8}$ ".

Price: Audiophile net \$45.00.

**Argos**  
Products Company

Genoa, Illinois 60135

CIRCLE NO. 3 ON READER SERVICE PAGE

POPULAR ELECTRONICS



**Experimenters  
Hobbyists  
Servicemen**

## Whatever your direction, let RCA show you the way

### ...with RCA's New Linear IC Variety Pack—KD2117

Here's a great way to extend your integrated circuit know-how—Kit KD2117 provides a basic introduction to practical applications of these intriguing devices and an inexpensive way to build useful projects. The pack includes 2 KD2114 transistor arrays; 1 KD2115 audio amplifier; 2 KD2116 transistor arrays. Also, instructions for 12 useful circuits, schematics, parts lists, etc.

### ...with New Crystal and Zener Diodes

In addition to its quality line of SK replacement transistors, rectifiers, and integrated circuits, RCA now offers 4 zener diodes and 5 crystal diodes!

### ...with RCA Hobby Circuits News, HCN-3900


This is an exciting new publication loaded with interest for hobbyists and experimenters...published periodically.

### ...with KD Experimenter's Kits, Manuals, and Publications

Your RCA Distributor can be your one-source headquarters for Experimenter's Kits, Hobby and Experimenter Manuals, Hobby Circuits News, and RCA's Solid-State Replacement Guide, SPG-202G, a cross reference for almost 13,000 solid-state devices that RCA's SK's replace. Available from your RCA Distributor. RCA Electronic Components, Harrison, N.J. 07029

CIRCLE NO. 23 ON READER SERVICE PAGE

# introducing . . . S-DeC breadboard



for easier  
circuit building



An S-DeC contains 70 push-in contact points which are arranged in two sets of five numbered rows with each five points joined together by a leaf-spring busbar; this pattern is similar to that used in popular wiring boards. Larger circuits can be made by keying units together to form a continuous breadboard of any size.

Components are simply pushed into the sockets where they are held securely by double-leaf phosphor-bronze contacts. This system ensures a good wiping action on insertion and withdrawal, giving low contact resistance. The accessory kit provides solderless connectors to use with controls which are mounted on a panel slotting into the S-DeC base.

S-DeC with control panel, jig, accessories and project leaflet. . . . . \$5.75 each

DeC STOR—Two decks, control panel, jig, accessories, project leaflet with components tray all in black plastic box. \$11.75 each

4-DeC Kit—Four decks, two control panels, jigs, accessories, and project book in attractive plastic case. \$20.75 each

# letters

FROM OUR READERS

## HAM SPEAKS OUT

While reading through "The Hatfield Hams and the CB McCoy's" (February, 1969), I found some very debatable points. I'll start by stating that I have had my ham ticket since January, 1958, and worked the old 11-meter ham band before it was turned over to the CB'ers. I don't miss the band now, and I don't regret that the FCC took it away. Nor am I against CB radio the way it was originally set up. However, I have only contempt for the majority—and I mean *majority*—of CB'ers who insist on rag chewing, signal reporting, and operating with illegal linear amplifiers. These CB operators have really fooled themselves into believing they are hams.

To cite an example, about two years ago an emergency arose in our city of 10,000 inhabitants, and the CB operators were on hand to assist; well and good. But a spokesman for the CB group told the local newspaper they were ham operators; not so good—in fact, a black eye for the hams. Imagine CB'ers passing themselves off as hams!

The POPULAR ELECTRONICS article implies that rag-chewing CB'ers used to exist. The



fact is, however, that this type of operator is the only kind of CB'er on the air—and the clan is growing. Furthermore, I can show you antennas all over the countryside where the CB'ers don't even pretend to comply with height regulations. Some CB operators here even use linear amplifiers with more than 100 watts plate power input. (A supposedly reputable TV sales and service shop here sells linear amplifiers to go with their

## INTRATEC

399 Jefferson Davis Highway  
Arlington, Virginia 22202

Please send me postage paid:

- ..... S-DeC's @ \$5.75 each
- ..... DeC STOR @ \$11.75 each
- ..... 4-DeC's @ \$20.75 each

I enclose a check/money order for \$.....  
Va. residents add 4% sales tax  
Money refunded if not satisfied.

Name .....

Address .....

City .....

State ..... Zip Code .....

Box PE-6

CIRCLE NO. 14 ON READER SERVICE PAGE



# Talk about electronic supermarkets



## OVER 800 POPULAR, NEW CALECTRO PRODUCTS

for every  
household use!

- TEST EQUIPMENT—TOOLS
- EXPERIMENTERS & LAB SUPPLIES
- ELECTRONIC ACCESSORIES
- MIKES—PHONO & TAPE ACCESSORIES
- SPEAKERS & AUDIO ACCESSORIES
- RESISTORS & CONTROLS
- CAPACITORS
- METERS—COILS—RELAYS—TRANSFORMERS
- SWITCHES—LAMPS
- WIRE—CABLES
- ANTENNA HARDWARE
- PLUGS—JACKS—BATTERY HOLDERS

Now at each location, hundreds and hundreds of items for everyone... hobbyist, enthusiast, amateur, home-owner, executive, do-it-yourselfer. See the SELF-SERVICE G.C. CALECTRO display at your CALECTRO ELECTRONIC SUPERMARKET TODAY!

### Automatic Timer On-Off Switch

Convenient remote control unit for any appliance, timer control sets for any interval up to 60 minutes. Beautiful green and white case, extra-long 12 foot cord. Installed in seconds, plugs into any wall outlet. Ask for Catalog No. N4-005

\$6.95

### Telephone Amplifier for Group Listening

Perfect for family calls at home, conference calls at the office, or "hands-free" operation when taking orders or instructions by phone.

Suction cup pickup attaches to outside of phone, brings in conversations loud and clear. Built-in volume control governs loudness. Battery in kit.

Ask for Catalog No. N4-103

\$9.95

### Dynamic Microphone with switch

For high fidelity recording of words and music. Built-in On-off switch. Folding desk top stand. Dual plug for most tape recorder inputs.

Ask for Catalog No. Q4-186

\$3.95

Frequency Response: 80-8000 cps  
Impedance: 200 ohm. Sensitivity: -56DB



THE "G.C. CALECTRO HOBBYIST HANDBOOK" is available at G.C. CALECTRO ELECTRONIC SUPERMARKETS. WRITE TODAY and we'll give you the name of your nearest.



## CALECTRO

G.C. ELECTRONICS  
Division of Hydrometals, Inc.  
400 SO. WYMAN ST.  
ROCKFORD, ILLINOIS 61101



## 700 Locations

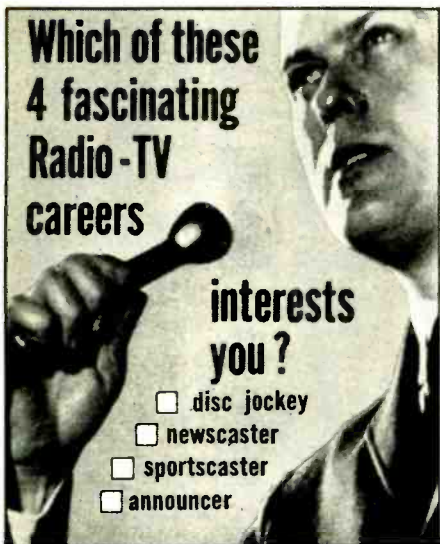
all over the country  
and Canada

See your electronic parts distributor  
and SAVE!

### LOOK

In the Yellow Pages under "Electronics"  
and call your Calectro source.

**Which of these  
4 fascinating  
Radio-TV  
careers**



**interests  
you?**

disc jockey  
 newscaster  
 sportscaster  
 announcer

**Our Free Voice Analysis Tells You  
Whether You Have The Talent To  
Become A Broadcast Personality!**

**IMMEDIATE DEMAND** • Radio-TV stations everywhere need both men and women to take over important good-paying jobs right now. **NATIONWIDE PLACEMENT ASSISTANCE** at No Extra Cost.

**TRAIN AT HOME OR IN ONE OF OUR STUDIO SCHOOLS** • You can study broadcast techniques at home, in your spare time, or in one of our many studio schools throughout the country under the supervision of our Directing Faculty of 11 Famous Broadcasters. Accredited Member National Home Study Council and National Association of Trade and Technical Schools.

Approved for Veterans' Educational Assistance Benefits ("G.I. Bill")! Check coupon for special information

Send to CAREER ACADEMY's division of famous broadcasters for free booklet, record and voice analysis details!

**CAREER ACADEMY**

825 North Jefferson Street • Studio 384  
Milwaukee, Wisconsin 53202



I want to know if I have broadcasting aptitude worth developing. Please rush more information.

name \_\_\_\_\_ age \_\_\_\_\_

address \_\_\_\_\_ phone \_\_\_\_\_

city/state/zip \_\_\_\_\_

07N037205

I am interested in:  Home Study  
 School Study  G. I. Bill



CB rigs, and not under-the-counter, either. They're right there on the shelf, complete with price tag.)

I played dumb about radio with the salesman in the TV shop. I asked him a few questions about CB and just let him talk, but until he thought I was really interested in buying a linear, he referred to his linears as battery chargers! Then I asked for the names of some satisfied CB'ers, and he obliged. Why, I could have been an FCC inspector for all he knew.

One more point: some manufacturers make linears to cover the 25-50 MHz "business" band, but state in their advertising that the linears are "not for CB use." They might as well state "for 27-MHz band, not for CB use" if they were really looking to drum up business. The obvious reason for mentioning CB at all in the advertising is that CB'ers are prime sales targets.

The FCC has recently tightened up on hams with incentive licensing. Now I feel it is time to tighten up on CB operations by encouraging the FCC to acquire more mobile monitoring trucks to visit these small towns. Also, handing out more citations to rule breakers would help clear up the mess and give the good name back to ham radio and CB as well.

JEFF LUTHER, K4TRY  
Union City, Tenn.

**NYSTAGMIC vs SACCADIC EYE MOVEMENTS**

The part of "The Dizzy Machine" article (April 1969) that deals with nystagmus and dizziness is accurate, but the rest of the article leaves much to be desired. Electro-nystagmography is only one phase of a general technique called electro-oculography (EOG), the study of eye movements by means of changes in electrical potentials produced in the surrounding skin. Some of these movements, which have a sawtooth pattern and are of low amplitude and relatively high frequency, are nystagmic. However, they are *not* associated with dreaming; the movements associated with dreaming produce much higher amplitude, fairly short rise time, lower frequency patterns. These are saccadic or rapid eye movements.


The movements studied in reading are of still another kind, more closely related to saccadic than to nystagmic movements. In fact, the use of the ENG or even EOG in speech pathology is neither widely used nor accepted.

Finally, while some psychologists make wide use of EOG (including ENG) in a variety of ways, few of us are concerned with ESP. In any case, it is not nystagmus but lesser frequency REM which is probably used as an index in dreaming in ESP studies.

ANDRE M. WEITZENHOFFER, Ph.D.  
Chief Research Clinical Psychologist  
Veteran's Administration Hospital  
Oklahoma City, Okla.

## IN FAVOR OF MORE MATH FOR TECHNICIANS

If the unit of power gain in the sample equation in "Math, Doorway to Higher Pay"



(March, 1969, page 69) is decibels, the constant should be "10 log" instead of "20 log" as shown. However, this small error is overshadowed by the material in the article. Considering the fact that the average "technician" lacks a solid foundation, this was a most welcome article. As for the need for radio-TV repairmen to acquire some knowledge of algebra and trigonometry (and certainly physics), I could not agree more with you—but the State Board of Examiners here in Connecticut does not share my opinion.

WILLIAM B. HOYER, JR.  
Danbury, Conn.

*We caught that error—just a little too late to prevent it from getting into print. So, as punishment, we're going to write the entire correct equation 100 times. As for your State Board of Examiners, give them a little time; they'll come around as other states enact technician certification laws.*

## OUT OF TUNE

Build "Op-Tach" (March 1969). The value of R9 shown in Fig. 1 and specified in Parts List, both on page 28, should be 6800 ohms—not 680 ohms.

"Sound-With-Sound Mixer" (March 1969). Change type number of Q4 in the "Parts List" (page 60) to read 2N2925; correct type number is shown in Fig. 1.

"Popular Electronics Universal Frequency Counter, Part 2" (April 1969). In Fig. 17, the right-hand side of RESET switch S4 should be connected to +3.6 instead of +6.

June, 1969

# compact sets

## SPEED DRIVING OF BRISTOL AND ALLEN HEX TYPE SCREWS

No. 99PS-60  
Bristol Multiple Spline Type  
Screwdriver Set

4 and 6-flute blades  
with diameters from  
.048" thru .183"

No. 99PS-40 Allen Hex  
Type Screwdriver Set

Hex diameters  
from .050" thru 3/8"

Compact, interchangeable blade, Xcelite sets permit quick selection of the right tool for the job. With greater reach than conventional keys, these handy blade and handle combinations make it easier to get at deep set or awkwardly placed socket screws, simplify close quarter work.

Each set contains 9 precision formed, alloy steel, 4" blades; 4" extension; shockproof, breakproof, amber plastic (UL) handle with exclusive, positive locking device.

Sturdy, see-thru plastic cases fit pocket, have flat bases for use as bench stands.

# XCELITE

XCELITE INC. • 20 BANK ST., ORCHARD PARK, N. Y.  
Send Bulletin N365 on 99PS-60 and 99PS-40 sets.

name \_\_\_\_\_  
address \_\_\_\_\_  
city \_\_\_\_\_ state & zone \_\_\_\_\_

CIRCLE NO. 28 ON READER SERVICE PAGE

# 10 Exciting New Kits



**NEW**  
Kit ID-29  
\$29.95\*




**NEW**  
Kit GD-48  
\$59.95\*



**NEW**  
Kit TD-17  
\$12.95\*




**NEW**  
Kit GR-88  
\$49.95\*  
each



**NEW**  
Kit GR-98



**NEW**  
Kit GD-69  
\$19.95\*



**NEW**  
Kit IP-28  
\$47.50\*

## NEW Heathkit Solid-State Auto Tune-Up Meter . . . Measures Dwell, RPM And DC Voltage

The new Heathkit ID-29 is most versatile . . . really three automotive test instruments in one . . . and its low price makes it even a better value. Measures Dwell on all 4-cycle 3, 4, 6, or 8 cylinder engines . . . measures RPM in two ranges 0-1500 and 0-4500 . . . measures DC voltage from 0 to 15 volts. And no batteries are needed . . . running engine provides both signal and power. Easy to use . . . on both 6 and 12 volt system without changing leads. It's lightweight, easy to carry . . . comes equipped with black polypropylene case that has a built-in lead storage compartment and is resistant to virtually everything. Fast, simple assembly . . . takes just one evening. The perfect accessory for the handyman who wants to do his own car tune-up, emergency road service personnel, or shop mechanics . . . order your ID-29 now. 4 lbs.

## NEW Heathkit GD-48 Solid-State Metal Locator

A low cost, versatile, professional metal detector at one-third the cost of comparable detectors. Packed with features for long life, rugged reliability, and dozens of uses. Completely portable, battery operated and weighs only 3 lbs. The GD-48 is highly sensitive, probes to 7 feet, and has an adjustable sensitivity control. Its built-in speaker signals presence of metal; front panel meter gives visual indication. Other features include built-in headphone jack, telescoping shaft for height adjustment, weather protected and splash proof, smartly styled and smartly designed for easy in-hand use and easy assembly. Whether you're an amateur weekend hobbyist or a professional treasure hunter the GD-48 is for you . . . also a great help to contractors, surveyors, Gas, Electric, Telephone and other public Utility Companies. 4 lbs. GD-396, Headphones, 2000 ohm (Suprex) \$3.50\*

## NEW Heathkit Electronic Metronome

The new Heathkit TD-17 is a low cost, precise performing electronic Metronome . . . a handy helper for any music student. Battery operated . . . no springs to wind . . . accurate, steady calibration is always maintained . . . from 40 to 210 beats per minute. Instruction label on bottom gives conversion from time signature and tempo to beats per minute. Stylish fruit wood finished cabinet. Easy solid state circuit board construction . . . assembles and calibrates in only 2-3 hours. The new Heathkit TD-17 Electronic Metronome is so low in cost every music student can afford one . . . order yours now. 1 lb.

## NEW Heathkit GR-88 Solid-State Portable VHF-FM Monitor Receiver

Tunes both narrow and wide band signals between 154-174 MHz . . . for police, fire, most any emergency service. Exceptional sensitivity and selectivity, will outperform other portable receivers. Features smart compact styling . . . with durable brown leatherette case, fixed station capability with accessory AC power supply, variable tuning or single channel crystal control, collapsible whip antenna, adjustable squelch control and easy circuit board construction. The new GR-88 receiver is an added safety precaution every family should have . . . order yours today. 5 lbs.

## NEW Heathkit GR-98 Solid-State Portable Aircraft Monitor Receiver

Tunes 108 through 136 MHz for monitoring commercial and private aircraft broadcasts, airport control towers, and many other aircraft related signals. Has all the same exceptional, high performance features as the GR-88 above. The perfect receiver for aviation enthusiast . . . or anyone who wants to hear the whole exciting panorama of America in flight. 5 lbs. GRA-88-1, AC Power Supply \$7.95

## NEW Heathkit GD-69 "Thumb Tach" . . . An Accurate, Low Cost Tachometer To Measure RPM's On Any Model Engine

The new Heathkit GD-69 "Thumb Tach" Tachometer is an accessory every R/C modeler should have. An accurate, inexpensive and easy way to make sure your model engine is giving maximum performance (also suitable for measuring RPM's of any rotating shaft). Features all solid-state design and battery operation for long life reliability. Simple to use . . . set the slide switch to the meter scale you want to use, aim the lens at the propeller or flywheel. The meter reads directly in RPM from reflected light for precise, accurate measurements . . . doesn't load engine. Easy 2 or 3 hour assembly. Raise your engine performance standards now . . . with the new Heathkit GD-69. 1 lb.

## NEW Heathkit 1-30 VDC Solid-State Regulated Power Supply

The new modestly priced IP-28 is an excellent power supply for anyone working with transistors whether it be in a laboratory or in a home workshop . . . and its low price makes it the ideal power supply for classroom use. Compact brown and beige. Heathkit instrument styling with large easy-to-read meter . . . with two voltage ranges 10 v. and 30 v. . . . and two current ranges 100 mA, 1 A. External sensing permits regulation of load voltage rather than terminal voltage. Adjustable current limiting prevents supply overloads and excessive load current. Convenient standby switch. Fast, easy assembly with one circuit board and wiring harness. Order yours today. 9 lbs.

# From The Leader



## NEW Heathkit Ultra-Deluxe "681" Color TV With AFT ... Power Channel Selection & Built-In Cable-Type Remote Control

The new Heathkit GR-681 is the world's most advanced Color TV with more built-in features than any other set on the market. Automatic Fine Tuning on all 83 channels ... eliminates touchy fine tuning forever, power push button VHF channel selection, built-in cable-type remote control ... or you can add the optional GRA-681-6 Wireless Remote Control any time you wish ... plus the built-in self-servicing aids that are standard on all Heathkit color TV's but can't be bought on any other set at any price. Other features include a bridge-type low voltage power supply for superior regulation; high & low AC taps to insure that the picture transmitted exactly fits the "681" screen. Automatic degaussing, 2-speed transistor UHF tuner, hi-fi sound output, two VHF antenna inputs, top quality American brand color tube with 2-year warranty.

**GRA-295-4, Mediterranean Cabinet shown** ..... \$119.50\*

### Heathkit "295" Color TV

Big, Bold, Beautiful ... with the same high performance features and built-in servicing facilities as the GR-681 above ... but less the Automatic Fine Tuning, push button VHF power tuning and built-in cable-type remote control. You can add the optional GRA-295-6 Wireless Remote Control at any time.

**GRA-295-1, Contemporary Walnut Cabinet shown** ..... \$62.95\*

Both the GR-681 and GR-295 fit into the same Heath factory assembled cabinets; not shown, Early American style at \$99.95.\*

### NEW Deluxe Heathkit "581" Color TV With AFT

The new Heathkit GR-581 will add a new dimension to your TV viewing. Brings you color pictures so beautiful, so natural, so real ... puts professional motion picture quality right into your living room. Has the same high performance features and exclusive self-servicing facilities as the GR-681, except with 227 sq. inch viewing area, and without power VHF tuning or built-in cable-type remote control. The optional GRA-227-6 Wireless Remote Control can be added any time you wish. And like all Heathkit Color TV's you have a choice of different installations ... mount it in a wall, your own custom cabinet, your favorite B&W TV cabinet, or any one of the Heath factory assembled cabinets.

**GRA-227-2, Mediterranean Oak Cabinet shown** ..... \$99.50\*

### Heathkit "227" Color TV

Same as the GR-581 above, but without Automatic Fine Tuning ... same superlative performance, same remarkable color picture quality, same built-in servicing aids. Like all Heathkit Color TV's you can add optional Wireless Remote Control at any time (GRA-227-6). And the new Table Model TV Cabinet and roll around Cart is an economical way to house your "227" ... just roll it anywhere, its rich appearance will enhance any room decor.

**GRS-227-6, New Cart and Cabinet combo shown** ..... \$49.95\*

Both the GR-581 and GR-227 fit into the same Heath factory assembled cabinets; not shown, Contemporary cabinet \$59.95.\*

### NEW Heathkit Deluxe "481" Color TV With AFT

The new Heathkit GR-481 has all the same high performance features and exclusive self-servicing aids as the new GR-581, but with a smaller tube size ... 180 sq. inches. And like all Heathkit Color TV's it's easy to assemble ... no experience needed. The famous Heathkit Color TV Manual guides you every step of the way with simple to understand instructions, giant fold-out pictorials ... even lets you do your own servicing for savings of over \$200 throughout the life of your set. If you want a deluxe color TV at a budget price the new Heathkit GR-481 is for you.

**GRA-180-1, Contemporary Walnut Cabinet shown** ..... \$49.95\*

### Heathkit "180" Color TV

Feature for feature the Heathkit "180" is your best buy in color TV viewing ... has all the superlative performance characteristics of the GR-481, but less Automatic Fine Tuning. For extra savings, extra beauty and convenience, add the table model cabinet and mobile cart. Get the value-packed GR-180 today.

**GRS-180-5, Table Model Cabinet & Cart combo** ..... \$39.95\*

Both the GR-481 and GR-180 fit the same Heath factory assembled cabinets; GRA-180-2, Early American Cabinet \$75.00.\*

Add the Comfort And Convenience Of Full Color Wireless Remote Control To Any Rectangular Tube Heathkit Color TV ... New Or Old!

**Kit GRA-681-6, for Heathkit GR-681 Color TV's** ..... \$59.95\*

**Kit GRA-295-6, for Heathkit GR-295 & GR-25 TV's** ..... \$69.95\*

**Kit GRA-227-6, for Heathkit GR-581; GR-481 & GR-180**

Color TV's ..... \$69.95\*

## Now There Are 6 Heathkit® Color TV's To Choose From

2 Models In 295 Sq. Inch Size **NEW**  
Kit GR-681  
With AFT  
**\$499.95\***  
(less cabinet)




Kit GR-295  
**\$449.95\***  
(less cabinet)

2 Models In 227 Sq. Inch Size **NEW**  
Kit GR-581  
with AFT  
**\$419.95\***  
(less cabinet)




Kit GR-227  
**NOW ONLY**  
**\$379.95\***  
(less cabinet  
& cart)

2 Models In 180 Sq. Inch Size **NEW**  
Kit GR-481  
with AFT  
**\$359.95\***  
(less cabinet)



Kit GR-180  
**NOW ONLY**  
**\$329.95\***  
(less cabinet & cart)



## NEW

### FREE 1969 CATALOG!

Now with more kits, more color. Fully describes these along with over 300 kits for stereo/hi-fi, color TV, electronic organs, electric guitar & amplifier, amateur radio, marine, educational, CB, home & hobby. Mail coupon or write Heath Company, Benton Harbor, Michigan 49022.

HEATH COMPANY, Dept. 10-6  
Benton Harbor, Michigan 49022

Enclosed is \$ \_\_\_\_\_, plus shipping. *a Schlumberger company*

Please send model (s)

Please send FREE Heathkit Catalog.  Please send Credit Application.

Name \_\_\_\_\_

Address \_\_\_\_\_

City \_\_\_\_\_ State \_\_\_\_\_ Zip \_\_\_\_\_

\*Mail order prices; F.O.B. factory. Prices & specifications subject to change without notice. CL-358

CIRCLE NO. 13 ON READER SERVICE PAGE

TAKE ONE



# new literature

To obtain a copy of any of the catalogs or leaflets described below, simply fill in and mail the coupon on page 15 or 95.

For good color TV, UHF TV, and mono/stereo FM reception, a good antenna is a must. In the *Finney Company's* "Finco Color Spectrum Antennas" brochure (Form No. 20-413), you will discover why best reception is obtained when a frequency-dependent antenna is selected. The brochure explains why a frequency-dependent antenna is so superior to frequency-independent antennas, combining text and diagrams to present the whole picture. In addition, the brochure lists Finney's complete line of discrete and integrated Color Spectrum antennas for UHF, VHF, and FM. The listing supplies all the pertinent data needed for antenna selection—including recommended signal area usage, element

breakdown, and basic antenna and antenna system price breakdown.

Circle No. 75 on Reader Service Page 15 or 95


A new 24-page, fully illustrated catalog listing hard-to-find tools with detailed descriptions of each tool and its application has been issued by *Brookstone Company*. Almost all of the tools listed in the catalog are rarely—if at all—available from industrial suppliers and retail stores. Among the many tools listed are pliers and other tools for electronics—including unusual soldering tools and soldering jigs—woodworking tools, jewelers' tools, sensitive drillers, precision tools, flexible-shaft machines, screw and nut starters, etc.

Circle No. 76 on Reader Service Page 15 or 95

Once again, the *Sears, Roebuck and Company* "Home Entertainment Electronics Catalog" (No. 39A 7166) features a really impressive lineup of brand-name hi-fi equipment, color TV receivers, musical instruments, and accessory equipment. Included among the brand names in the catalog are Ampex, Fisher, Harman-Kardon, Electro-Voice, E. F. Johnson, and Sears' own "Silvertone" brand. Items listed include system and component hi-fi, cassette and reel-to-reel tape recorders, hi-fi furniture, color and monochrome TV sets, CB transceivers, reed and electronic organs, and other musical instruments.

Circle No. 77 on Reader Service Page 15 or 95

## The 1969 Turner 360.



# See it at your dealer's showroom.

The 360. A lightweight sporty compact from Turner. Reduced in size and weight (12 oz.), this custom styled mike is made to order for mobile units. Standard equipment on the 360 almost sounds optional: dash mounting knob and hardware, five foot extended coiled cord, beautiful black cyclolac finish. Get in the driver's seat with a 360. It's got the smoothest transmission on wheels. □ The TURNER Co., Inc., A subsidiary of Conrac Corporation, 909 17th Street N.E., Cedar Rapids, Iowa, 52402, (319) 365-0421.

CIRCLE NO. 26 ON READER SERVICE PAGE

# POPULAR ELECTRONICS READER SERVICE PAGE

## free information service:

Here's an easy and convenient way for you to get additional information about products advertised or mentioned editorially (if it has a "Reader Service Number") in this issue. Just follow the directions below... and the material will be sent to you promptly and free of charge.

**1.** Print or type your name and address on the lines indicated. Circle the number(s) on the coupon below that corresponds to the key number(s) at the bottom of the advertisement or editorial mention(s) that interest you. (Key numbers for advertised products also appear in the Advertisers' Index.)

**2.** Cut out the coupon and mail it to the address indicated below.

**3.** This address is for our product "Free Information Service" only. Editorial inquiries should be directed to POPULAR ELECTRONICS, One Park Avenue, New York 10016; circulation inquiries to Portland Place, Boulder, Colorado 80302.

**POPULAR  
ELECTRONICS**

P.O. BOX 8391  
PHILADELPHIA, PA. 19101

VOID AFTER JULY 31, 1969

1 2 3 4 5 6 7 8 9 10 11 12 13 14 15 16 17 18 19 20  
21 22 23 24 25 26 27 28 29 30 31 32 33 34 35 36 37 38 39 40  
41 42 43 44 45 46 47 48 49 50 51 52 53 54 55 56 57 58 59 60  
61 62 63 64 65 66 67 68 69 70 71 72 73 74 75 76 77 78 79 80  
81 82 83 84 85 86 87 88 89 90 91 92 93 94 95 96 97 98 99 100

NAME (Print clearly) \_\_\_\_\_

ADDRESS \_\_\_\_\_

CITY \_\_\_\_\_ STATE \_\_\_\_\_ ZIP CODE \_\_\_\_\_

6 Na

# ELECTRONICS library

QUIET

## THE AMATEUR RADIO DX HANDBOOK

By Don Miller, W9WNV

It would be unfair to any radio amateur chasing DX to tell him not to buy Don Miller's DX HANDBOOK. It's a good investment. The book is so jam-packed with vital information, miscellanea, and trivia that there is something for almost everyone. The list of contents includes just about every conceivable DX'ing situation and happenstance. However, if you're looking for more dirt about the Miller vs ARRL controversy, you will be wasting time and money—it isn't here. In fact, Miller goes out of his way to thank W1LVQ and W2NSD for "their inspiration and generous contribution of material."

Published by Cowan Publishing Corp., 14 Vanderverter Ave., Port Washington, N.Y. 11050. Soft cover. 200 pages. \$5.00.

## ADVANCED TECHNIQUES FOR TROUBLE-SHOOTING WITH THE OSCILLOSCOPE

by Robert L. Goodman

This book describes several reasonably priced triggered sweep oscilloscopes—now considered a must in every TV repair shop. It explains how these scopes work and how they can be used to cut down on trouble-shooting time. Through more than 100 photos, the book further shows how to interpret waveform patterns and how to employ single and dual-trace triggered-sweep scopes in tube-type and solid-state circuits. While emphasis is placed on the triggered sweep scope, most of the troubleshooting procedures described can be performed with a general-purpose scope. Practical applications covered in the book include FM multiplex tests and alignment, stereo troubleshooting procedures, solid-state servicing including pulse and square-wave tests for transistors and IC's, circuit-by-circuit troubleshooting and alignment of TV receivers and more.

Published by Tab Books, Blue Ridge Summit, Pa. 17214. 256 pages. \$7.95 hard, \$4.95 soft cover.

## DIGITAL PRINCIPLES AND APPLICATIONS

by Albert Paul Malvino and Donald P. Leach

Coming on the heels of the most up-to-date area of electronics technology—digital techniques—this is a really informative source book for the principles and applications in-



## East Coast to West Coast Cobra leads the way in CB Communication

CB has been an integral part of communications for many years. Hobbyists, Government, Business, and Industry have found it to be an invaluable means of exchanging information and ideas.

Today, however, the fast pace of technology has demanded change and originality in all areas of electronics. CB 2-Way Radio Communication has been no exception.

To keep abreast of these changes, DYNASCAN developed the Cobras . . . CB Transceivers that strike out at maximum range and reliability. Advanced-design circuits, higher "Cobrapower" input for max-

imum range, and a full 23-channel operation make the Cobras the finest professional-quality CB units available. They devour competition in performance and dependability!

Drop in to your nearest Cobra distributor today. He'll be glad to show you the complete Cobra line. If you prefer, write to DYNASCAN direct; and we'll send you any and all information you desire.

**Cobra** Product of DYNASCAN CORPORATION  
1801 W. Belle Plaine • Chicago, Illinois 60613  
Where electronic innovation is a way of life.



COBRA V.  
NET, \$99.95.



COBRA 27.  
NET, \$179.95.



COBRA CAM-88.  
NET, \$219.95.



COBRA 98.  
NET, \$239.95.

CIRCLE NO. 4 ON READER SERVICE PAGE



volved. It covers all the necessary fundamental concepts offered in a first course in digital systems. Furthermore, the material is presented with emphasis on the practical application of fundamental ideas, basic digital circuits, and basic digital systems. The text does not waste time on describing any digital system specifically. Rather, the material presented emphasizes the basics common to any digital system. Modern and widely used IC circuits are shown in examples and explanations, and both wave-forms and truth tables are referred to throughout the text in describing circuit and system operation.

*Published by McGraw-Hill Book Co., 330 West 42 St., New York, N.Y. 10036. Hard cover. 433 pages. \$8.95.*

### FUN WITH TAPE

by Joachim G. Staab

Packed with new ideas and practical advice for getting the most out of your tape recorder, this complete authoritative guide is guaranteed to provide hours of pleasure for audio buffs. It explains what different types of tape recorders can and cannot do, how they are put together, and how to use them most effectively. The book covers such activities as music recording, conducting interviews, building a library of natural and special-effect sounds on tape, and taping the proceedings at parties and other social events. In addition, the book answers almost any question you might have about conventional and special recording techniques and accessory equipment. The text is lively, often witty, and decidedly chatty—making it a pleasure to read—whether you own a tape recorder already or are planning to get one soon.

*Published by A.S. Barnes and Co., Inc, Box 421, Cranbury, N.J. 08512. Hard cover. 248 pages. \$5.95.*


### HOW TO SELECT AND INSTALL ANTENNAS

by Lon Cantor

This practical guide covers both the mechanical and electrical sides of antenna selection and installation. It offers reliable and up-to-date information on color and monochrome TV and stereo FM antennas as well as complete home master antenna systems. Covering 82-channel installations (UHF/VHF/FM), it concentrates on what is actually practiced in the field today. The book includes enough theory to enable the reader to solve virtually any reception problem he is likely to encounter. The book opens with a discussion of the latest advances in antenna technology, moves through step-by-step instructions for installation of individual antennas and complete systems, and gives tips on how to select the right materials. Special consideration of local, fringe, and near-fringe reception problems are included.

*Published by Hayden Book Co., Inc., 116 West 14 St., New York, N.Y. 10011. Soft cover. 112 pages. \$3.95.*

June, 1969



# The Mod Quad

## Model MCQ-27VH

Get the edge on crowded CB channels by switching polarization with the Mod Quad from Mosley. When the channels are too noisy in the vertical plane of polarization, flip the switch to horizontal: you can chop off interfering signals as much as 23 db. Then talk and make yourself heard. You can contact base stations in the horizontal plane as well as mobile units in the vertical.

You expect a lot from a quad and the Mod Quad's got it. With a 14 ft. boom supporting three diamond-shaped elements including a double radiator, it's a lot of antenna for the money. See for yourself that Model MCQ-27VH is all you want in a base station antenna. Ask for it at your nearest Mosley dealer. Write factory direct for brochure, including detailed specifications and performance data.

**Mosley Electronics Inc.** 4610 N. Lindbergh Blvd.,  
Bridgeton Missouri 63042

Please send me FREE detailed information on the Mosley MOD QUAD Dept. 186

Name \_\_\_\_\_

Address \_\_\_\_\_


City/State \_\_\_\_\_ Zip \_\_\_\_\_

**Mosley Electronics Inc.** 4610 N. Lindbergh Blvd.,  
Bridgeton Missouri 63042

CIRCLE NO. 19 ON READER SERVICE PAGE

Someone  
should develop  
an easy way  
to learn  
electronics at  
home

RCA Institutes  
did!



Here is a modern approach to learning electronics at home! RCA Institutes, one of the nation's largest schools devoted to electronics, has developed a faster, easier way for you to gain the skills and the knowledge you need for the career of your choice. Here for the first time is a student-proved, scientifically designed way to learn. If you have had any doubts in the past about home training in electronics—if you have hesitated because you thought you might not be able to keep up—or that electronics was too complicated to learn—here is your answer! Read how RCA Institutes has revolutionized its home training ideas!

**NEW courses  
in Solid State Technology.  
Mail card today  
for full information.**

**ALL CAREER PROGRAMS BEGIN WITH "AUTOTEXT" INSTRUCTION METHOD!**

**Prepare for the field of your choice immediately! No previous training or experience in electronics needed!**

With this new revolutionized method of home training you pick the career of your choice—and *RCA Institutes trains you for it*. RCA's Career Programs assure you that everything you learn will help you go directly to the field that you have chosen! No wasted time learning things you'll never use on the job! The Career Program you choose is especially designed to get you into that career in the fastest, easiest possible way!

And each Career Program starts with the amazing "AUTOTEXT" Programmed Instruction Method—the new, faster way to learn that's almost automatic! "AUTOTEXT" helps even those who have had trouble with conventional home training methods in the past. This is the "Space Age" way to learn everything you need to know with the least amount of time and effort.

**CHOOSE A CAREER PROGRAM NOW**  
Your next stop may be the job of your choice. Each one of these RCA Institutes Career Programs is a complete unit. It contains the know-how you need to step into a profitable career. Here are the names of the programs and the kinds of jobs they train you for. Which one is for you?

**Television Servicing.** Prepares you for a career as a TV Technician/Serviceman; Master Antenna Systems Technician; TV Laboratory Technician; Educational TV Technician; CATV Technician.

**FCC License Preparation.** For those who want to become TV Station Engineers, Communications Laboratory Technicians, or Field Engineers.

**Automation Electronics.** Gets you ready to be an Automation Electronics Technician; Manufacturer's Representative; Industrial Electronics Technician.

**Automatic Controls.** Prepares you to be an Automatic Controls Electronics Technician; Industrial Laboratory

Technician; Maintenance Technician; Field Engineer.

**Digital Techniques.** For a career as a Digital Techniques Electronics Technician; Industrial Electronics Technician; Industrial Laboratory Technician.

**Telecommunications.** For a job as TV Station Engineer, Mobile Communications Technician, Marine Radio Technician.

**Industrial Electronics.** For jobs as Industrial Electronics Technicians; Field Engineers; Maintenance Technicians; Industrial Laboratory Technicians.

**Nuclear Instrumentation.** For those who want careers as Nuclear Instrumentation Electronics Technicians; Industrial Laboratory Technicians; Industrial Electronics Technicians.

**Solid State Electronics.** Become a specialist in the Semiconductor Field.

**Electronics Drafting.** Junior Draftsman, Junior Technical Illustrator; Parts Inspector; Design Draftsman Trainee Chartist.

**SEPARATE COURSES**

In addition, in order to meet specific needs, RCA Institutes offers a wide variety of separate courses which may be taken independently of the Career Programs, on all subjects from Electronics Fundamentals to Computer Programming. Complete information will be sent with your other materials.

**CONVENIENT PAYMENT PLANS**

RCA Institutes offers liberal monthly payment plans to suit your budget. Be sure to check out all the RCA extras included at no additional cost.

**VALUABLE EQUIPMENT**

You receive valuable equipment to keep and use on the job—and you never have to take apart one piece to build another.

**Programmed Electronics**

**Breadboard.** You now will receive a scientifically programmed electronic breadboard with your study material. This breadboard provides limitless experimentation with basic electrical and electronic circuits involving vacuum tubes and transistors and includes the construction of a working signal generator and superheterodyne AM Receiver.

**Bonus From RCA—Multimeter and Oscilloscope Kits.** At no additional cost, you will receive with almost every RCA Institutes Career Program the instruments and kit material you need to build a multimeter and oscilloscope. The inclusion of both these kits is an RCA extra.

**CLASSROOM TRAINING ALSO AVAILABLE**

RCA Institutes maintains one of the largest schools of its kind in New York City where classroom and laboratory training is available in day or evening sessions. You may be admitted without any previous technical training; preparatory courses are available if you haven't completed high school. Coeducational classes start four times a year

**JOB PLACEMENT SERVICE, TOO!**

Companies like IBM, Bell Telephone Labs, GE, RCA, Xerox, Honeywell, Grumman, Westinghouse, and major Radio and TV Networks have regularly employed graduates through RCA Institutes' own placement service.

**SEND ATTACHED POSTAGE PAID CARD FOR COMPLETE INFORMATION, NO OBLIGATION.**

All RCA Institutes courses and programs are approved for veterans under the new G.I. Bill.

Accredited Member  
National Home Study Council

IF REPLY CARD IS DETACHED—SEND THIS COUPON TODAY

RCA INSTITUTES, Inc., Dept. PE-69  
320 West 31st Street, N.Y., N.Y. 10001

Please rush me FREE sample of a lesson and illustrated catalog. I understand that I am under no obligation.

Name \_\_\_\_\_ Age \_\_\_\_\_  
(please print)

Address \_\_\_\_\_

City \_\_\_\_\_

State \_\_\_\_\_ Zip \_\_\_\_\_





# NEW PRODUCTS

Additional information on products covered in this section is available from the manufacturers. Each new product is identified by a code number. To obtain further details on any of them, simply fill in and mail the coupon on page 15 or 95.

## 23-CHANNEL CB "WALKIE-TALKIE"

A hand-held, 23-channel CB transceiver, designated the "Clipper 23," has recently been introduced by *Courier Communications, Inc.* The trim Clipper "walkie-talkie" is capable of transmitting and receiving on all 23 CB channels (all crystals included), breaking through the old barrier of only six-channel operation for hand-held transceivers. A full five-watt power input assures an effective inland range of 10 miles, depending on the terrain; substantially more over water. For maximum signal fidelity, the Clipper 23 is equipped with a variable squelch, built-in range expander, and automatic noise limiter. A full complement of jacks for public address systems, external earphone/speaker, antenna, microphone, and power connections is provided. Technical Specifications: full 5-watt at 100% modulation power input; 0.25- $\mu$ V receiver sensitivity.



Circle No. 78 on Reader Service Page 15 or 95

## AUDIO CONNECTOR/ADAPTER KIT

*Switchcraft's* No. K130 Music Adapter Kit makes it possible for the musician and professional audio man to interconnect a wide variety of guitars, electronic organs, microphones, amplifiers, etc. The kit contains 17 different pieces, including the most popular and some not-so-popular connectors and adapters. Unique in the kit are adapters for universal three-pin microphone connectors and for converting the three-pin connector for use with the standard two-conductor phone plug. Other pieces include Y adapters and Q-G connectors. Adapters and connectors are designed to help solve any number of tricky mating problems. For example, there are adapters that fill the requirements for male-to-male and female-to-female connections. Each assortment of parts is pack-



aged in a reusable, compartmentalized plastic box.

Circle No. 79 on Reader Service Page 15 or 95

## MASTER CONTROL AMPLIFIER

Debuting in the less-than-\$150 consumer price category, *Fisher Radio Corporation's* Model TX-50 Master Control Amplifier has features normally associated with much more expensive equipment. Included are a full complement of controls and switches, all-silicon complementary-symmetry power amplifier for the widest possible power bandwidth and lowest distortion, and Fisher's exclusive "Transisto-O-Gard" overload protection circuit. Technical Specifications: 65 watts  $\pm$ 1 dB at 8 ohms 1HF music power (20 watts/channel r.m.s. power), both referenced at 1000 Hz; 0.5% harmonic distortion; 1% IM distortion; 25-25,000 Hz power bandwidth; 2.5, 7.5, and 250 mV input sensitivities; better than 55 dB hum and noise below rated output; 30-15,000 Hz  $\pm$ 2 dB phono low, 20-20,000 Hz  $\pm$ 2 dB auxiliary frequency response; greater than 10 at 8 ohms damping factor; 40-mV recorder output; better than 45-dB separation.



Circle No. 80 on Reader Service Page 15 or 95

## MINI-SIZE AUDIO GENERATOR

Said to be the industry's first pocket-size audio generator, the Model 4110 "MINIGEN" being marketed by *Century General Corp.* makes available three stable audio signals for maximum versatility. The tone frequencies include 400 Hz, 1000 Hz, and 10,000 Hz, but a slight internal modification of the MINIGEN allows conversion of the 10,000-Hz tone to one of only 5000 Hz. The output of the tiny generator is continuously variable up to 2.5 volts. Supplied complete with probe and 9-volt transistor battery, the MINIGEN weighs only 7½ ounces and measures 4" x 2¾" x 1¾".


Circle No. 81 on Reader Service Page 15 or 95

## AM/FM RADIO/CASSETTE RECORDER SYSTEM

A quality portable AM/FM radio is mated with a precision cassette recorder to make up *Lafayette Radio Electronics'* Model RK-150 radio/recorder system. The system records "live" through a microphone, direct from phono, from other tape recorders for tape duplication, or direct from its built-in AM/FM radio. Playback and record time is up to two hours on a single tape cassette cartridge. Technical Specifications: switch-



The New 1969 Improved Model 257 **A REVOLUTIONARY NEW**  
**TUBE TESTING OUTFIT**



**COMPLETE WITH ALL  
 ADAPTERS AND ACCESSORIES,  
 NO "EXTRAS"**

**STANDARD TUBES:**

- ✓ Tests the new Novars, Nuvistors, 10 Pins, Magnovals, Compactrons and Decals.
- ✓ More than 2,500 tube listings.
- ✓ Tests each section of multi-section tubes individually for shorts, leakage and Cathode emission.
- ✓ Ultra sensitive circuit will indicate leakage up to 5 Megohms.
- ✓ Employs new improved 4½" dual scale meter with a unique sealed damping chamber to assure accurate, vibration-less readings.
- ✓ Complete set of tube straighteners mounted on front panel.

The Model 257 is housed in a handsome, sturdy, portable case. Comes complete with all adapters and accessories, ready to plug in and use. No "extras" to buy. Only . . . . .

**BLACK AND WHITE PICTURE TUBES:**

- ✓ Single cable used for testing all Black and White Picture Tubes with deflection angles 50 to 114 degrees.
- ✓ The Model 257 tests all Black and White Picture Tubes for emission, inter-element shorts and leakage.

**COLOR PICTURE TUBES:**

- ✓ The Red, Green and Blue Color guns are tested individually for cathode emission quality, and each gun is tested separately for shorts or leakage between control grid, cathode and heater. Employment of a newly perfected dual socket cable enables accomplishments of all tests in the shortest possible time.

**\$47<sup>50</sup>**

**NOTICE**

We have been producing radio, TV and electronic test equipment since 1935, which means we were making Tube Testers at a time when there were relatively few tubes on the market, way before the advent of TV. The model 257 employs every design improvement and every technique we have learned over an uninterrupted production period of 32 years.

Accurate Instrument Co., Inc.

**SEND NO MONEY WITH ORDER  
 PAY POSTMAN NOTHING ON DELIVERY**

Try it for 10 days before you buy. If completely satisfied then send \$10.00 and pay the balance at the rate of \$10.00 per month until the total price of \$47.50 (plus P.P., handling and budget charge) is paid. If not completely satisfied, return to us, no explanation necessary.

**ACCURATE INSTRUMENT CO., INC.**

Dept. 659, 2435 White Plains Road, Bronx, N. Y. 10467

Please rush me one Model 257. If satisfactory I agree to pay \$10.00 within 10 days and balance at rate of \$10.00 per month until total price of \$47.50 (plus P.P., handling and budget charge) is paid. If not satisfactory, I may return for cancellation of account.

Name \_\_\_\_\_

Address \_\_\_\_\_

City \_\_\_\_\_ Zone \_\_\_\_\_ State \_\_\_\_\_

Save Money! Check here and enclose \$47.50 with this coupon and we will pay all shipping charges. You still retain the privilege of returning after 10 day trial for full refund.

CIRCLE NO. 1 ON READER SERVICE PAGE

## PRODUCTS (Continued from page 22)

able on/off a.f.c. for FM; dual-function battery condition/record level meter; a.c. bias and erase system; AM/FM slide-rule tuning dial; tone control; push-button controls for cassette functions; safety interlock to prevent accidental erase; built-in telescoping FM and ferrite core AM antennas; external earphone/speaker jack; tape monitor switch; auxiliary input jack.

Circle No. 82 on Reader Service Page 15 or 95

### COMBINATION STEREO FM/PHONO COMPACTS

Eleven different models of compact stereo systems—one for every budget range—have been introduced by *H.H. Scott, Inc.* The basic system (Model 2505-16) consists of a three-speed automatic turntable, FM stereo tuner, basic audio amplifier with controls, and a matched speaker system. Other features include a magnetic cartridge with diamond stylus; FET FM front end and tone control circuits; IC i.f. strip and preamplifier; direct-coupled all-silicon output circuit; and com-



plete component control complement. Additional capabilities are available through a wide variety of speaker systems and a choice of an optional AM tuner and top-quality turntable. The top-of-the-line Model 2513-15 AM/FM stereo system in the Scott line-up incorporates all of the extras—including a Dual Model 1009F turntable and Scott's own Model S-15 three-way speaker systems.

Circle No. 83 on Reader Service Page 15 or 95

### ALL-CHANNEL TV/FM ANTENNAS

A new series of antennas designed to provide improved color and monochrome reception on all VHF and UHF TV channels and strong, clear reception on the FM broadcast band are now being made by *Jerrold Electronics Corp.* Designated the "VUfinder Plus" line, the new antennas feature improved design for better pictures on the most significant UHF and VHF bands. Clean, streamlined design, coupled with rugged construction, provides the VUfinder Plus antennas with a built-in ability to withstand gale-force winds

under extreme icing conditions. The five antenna models in the series, available for direct 300-ohm installation (instantly convertible to 75-ohm operation by means of snap-on transformers), are for areas classified from "local" to "deep fringe."

Circle No. 84 on Reader Service Page 15 or 95

### LOW-COST CARDIOID MICROPHONE

A miniature dynamic cardioid microphone, the Model 2850, designed for public address, paging, and recording applications, has been released by the *Turner Company*.

The microphone can be hand held, stand mounted, or used as a lavalier (with cord and clip supplied with the microphone). The 2850's highly-directional cardioid pick-up pattern effectively cancels sound arriving from the rear and provides smooth, peak-free response to sounds arriving from the front. Technical Specifications: 70-12,000 Hz frequency range; -60 dB at high impedance, -62 dB at 150-ohm impedance output level. The Model 2850 microphone includes an on/off shorting switch, lavalier assembly, and a 12'-long cable.



Circle No. 85 on Reader Service Page 15 or 95

### IC AUDIO POWER AMPLIFIER

Currently being marketed by *Round Hill Associates, Inc.*, is the company's Model AA-800 12-watt integrated circuit audio power amplifier. The entire Model AA-800 is built around thick-film solid-state devices. The amplifier has its own built-in power supply suitable for line operation. Technical Specifications: 12-watt steady-state power output for 300-mV input; 20-20,000 Hz  $\pm 1$  dB at 12 watts frequency response; less than 1% for 1000 Hz at 12 watts harmonic distortion; 18,000 ohms nominal input, 4-16 ohms output (transformerless) impedances; 60-watt, 117-volt a.c. input.



Circle No. 86 on Reader Service Page 15 or 95

### IMPROVED MOBILE CB ANTENNA

Greatly improved energy transfer is now available with the new *Hy-Gain Electronics Corp.* Model DX-CAT mobile CB antenna with the radiation characteristics of a 102" whip. The improved power transfer to the antenna is due mainly to a perfect 52-ohm match to the feed line, and any length of coaxial cable will work with no special matching devices needed. The DX-CAT utilizes a lightweight precision-wound high-Q coil encased in an epoxy-fiberglass sleeve. The coil is fitted with an adjustable tip rod for precise tuning. A fold-over, turn-over mast mounts on deck or bumper.

Circle No. 87 on Reader Service Page 15 or 95


NOW YOU CAN EASILY **ADD SOUND** TO YOUR SLIDE OR FILM SHOWS  
WITH POPULAR PHOTOGRAPHY'S EXCITING

**"SOUND FOR A PICTURE EVENING" RECORD ALBUMS**

**VOLUMES I AND II**



Expressly Created For Film and Slide Shows. No matter how good your film and slide shows are, sound will make them better . . . more entertaining and certainly more professional. But, it has to be the right kind of sound. Although any musical record can be used as a background for your film and slide shows, few, if any, can match the variety of actions, situations, and scenes inherent in most shows. That's why Popular Photography created these albums. They're ideal for almost every mood captured by your camera. Whether your show is simple, elaborate or somewhere in-between—"SOUND FOR A PICTURE EVENING" provides a final, professional touch to make it a complete success.



Selections of sparking, mood-setting off-beat music and hard-to-find, sound effects. For use "as is" by playing the appropriate tracks as your slide or movie show proceeds or for editing your selections and recording them on tape. "Sound For A Picture Evening" adds another dimension to your photography—high fidelity sound.

"Sound For A Picture Evening," Vols. I & II, consist of selections from the music masters of the Capitol Records Hollywood Library. High Fidelity 12-inch vinyl albums—33 1/3 RPM.

**A POPULAR PHOTOGRAPHY EXCLUSIVE**

The "Sound For A Picture Evening" albums have been produced by the editors of Popular Photography exclusively for our readers and are prepared by the Custom Services Division of Capitol Records. They cannot be purchased in any store and are available by mail only to the readers of Popular Photography and other Ziff-Davis magazines.

**ALBUM CONTENTS: VOLUME I**

17 SPECIFIC MOOD MUSIC BACKGROUNDS • 8 TRACKS FOR SPECIAL SOUND EFFECTS—3 FILM OPENINGS: Grandiose • Sweet and Gentle and Dramatic • 3 FILM CLOSINGS: Epic Finale, Hollywood Style and Gentle • 11 THEMES: Happy-Go-Lucky • Gay Party • Vacation Tempo • Traveling • Happy Birthday Party • Pomp of a Parade • Sound of a Carousel • Circus Time • Sentimental Moments • Children's Playtime • Christmas Time • SOUND EFFECTS: Ocean Waves • Train • Jet Planes • Baby Crying • Crowd In Stadium • Traffic • Dog Barking • Thunder And Rain.

**ALBUM CONTENTS: VOLUME II**

19 bands of mood and special-situation music . . . 11 bands of unusual, hard-to-find sound effects.

MOODS: Majestic, Background Nature, Experimental, Mysterious, Music of the Spheres • NATIONAL PORTRAITS: Vive la France, German Village Band, Soul of Spain, American West, English Countyside, Buon Giorno, Italia •

SOUND EFFECTS: Bass Drum, Bassoonery, Cathedral Bells, Galloping Horses, Zoo Noises, Children at Play, Cocktail Party, Birds on a Spring Morning, Outboard Motor, Oars in Water, Skis on Snow, Trumpet Fanfare, Solo Violin • SPECIAL PURPOSE MUSIC: Music From Silent Movies, Music for Slow-Motion Movies, Music for Speeded-up Motion, Music for Stop-Motion Movies, Underwater Music, Music for Old-Time Footage.

There are also those special bands to accompany the kind of pictures sportsmen take: The sound of galloping horses, of boat motors, of skis on snow, of oars in the water. You'll even find other-worldly mood music chosen especially to go with underwater pictures. And there is even mood music to convey the visual grandeur of ancient museum relics and photographs of the stars and planets.

These 12" long playing vinyl albums are available to you at a


**SPECIAL DISCOUNT PRICE FOR BOTH RECORDS Only \$7.96** POSTPAID—A SAVINGS OF \$2.00!

**Each Record May Be Purchased Individually For \$4.98, POSTPAID!**

They're a must for every slide and film show impresario and albums you will enjoy for many years to come.

**FREE** A comprehensive instruction booklet comes with each record, showing you how to make a successful sound-and-music tape track for your slide or movie show, or to use the record alone as background, even if you're a rank beginner. An ingenious band pointer which fits on top of your record instantly locates any band you want. No guessing, no wasted motion, no false starts.

"Sound For A Picture Evening" P. O. Box 2336 • Church Street Station • New York, N.Y. 10008 My check (or money order) for \$ _____ is enclosed. Please send:		PE-69	
_____ "Sound for a Picture Evening" Volume I Records at \$4.98 each.	_____ "Sound for a Picture Evening" Volume II Records at \$4.98 each.	Print Name _____	Address _____
_____ Set(s) of "Sound for a Picture Evening" Volume I and II Records at \$7.96 per set.	(Outside U.S.A. please send \$7.00 for each record ordered—\$12.00 for each set of records ordered.)	City _____	State _____ Zip _____
		PAYMENT MUST BE ENCLOSED WITH ORDER	



**THE  
2 MOST  
IMPORTANT  
RECORDS IN  
YOUR ENTIRE  
COLLECTION!**



**New Standard in Stereo Testing! The All-New Model SR12 STEREO TEST RECORD**      **The Most Spectacular Sound Exhibition of STEREO FIDELITY**  
**The most complete . . . most sophisticated . . . most versatile Test Disc available today!**      **Ever Available on one Disc.**

Whether you're an avid audiophile who'll settle for nothing but peak performance from his stereo components . . . a casual listener who'd like more insight into the challenging world of stereo reproduction . . . or a professional technician who needs precise standards for lab-testing . . . the new MODEL SR12 will be the most important disc in your entire collection. SR12 has been produced by Stereo Review Magazine for music lovers who want immediate answers to questions about the performance of their stereo systems and how to get the best possible sound reproduction. SR12 is the most complete test record of its kind—containing the widest range of checks ever included on one test disc.

**MAKE THESE IMPORTANT STEREO CHECKS BY EAR . . . (NO INSTRUMENTS OF ANY KIND REQUIRED)**

**FREQUENCY RESPONSE** — a direct warble-tone check of nineteen sections of the frequency spectrum, from 20 to 20,840 Hz • **SEPARATION** — indicates whether you have adequate separation for good stereo • **CARTRIDGE TRACKING** — devised for checking the performance of your cartridge, stylus and tone arm • **CHANNEL BALANCE** — two broad-band, random-noise signals which permit you to eliminate any imbalances originating in cartridge, amplifier, speakers or room acoustics • **HUM AND RUMBLE** — foolproof tests that help you evaluate the actual audible levels of rumble and hum in your system • **FLUTTER** — a sensitive "musical" test to check whether your turntable's flutter is low, moderate, or high • **PLUS:** Cartridge and Speaker Phasing • Anti-Skating Adjustment • "Gun Shot Test" for Stereo Spread • Multi-purpose Musician's "A" • Equal-tempered Chromatic Octave • Guitar-tuning Tones.

**FOR THE ULTIMATE IN STEREO TESTING,  
7 CRITICAL TEST EQUIPMENT CHECKS . . .**

**Attention professionals:** Model SR12 is also designed to be used as a highly efficient design and measurement tool. In the following tests, recorded levels, frequencies, etc. have been controlled to laboratory tolerances—affording accurate numerical evaluation when used with oscilloscope, chart recorder, output meter, intermodulation-distortion meter and flutter meter.

- 1,000-Hz square waves to test transient and high-frequency response of phono pickups.
- 500 to 20,000 Hz frequency-response sweep.
- Sine-wave tone-bursts to test transient response of pickup.
- Intermodulation test using simultaneous 400-Hz and 4,000-Hz signals.
- Intermodulation sweep to show distortion caused by excessive resonances in tone arm and cartridge.
- 1,000-Hz reference tones to determine groove velocity.
- 3,000-Hz tone for flutter and speed tests.
- **Sample waveforms**— illustrating both accurate and faulty responses are provided in the Instruction Manual for comparison with the patterns appearing on your own oscilloscope screen.

**FREE** 8 Page Instruction Manual includes detailed instructions, charts, tables and diagrams.

**Only \$4.98 each**

Descriptive Booklet Enclosed includes discussion of the selections on the record, plus a complete description of each selection and the purpose behind its demonstration.


**FREE**

**NOTE — THE STEREO DEMONSTRATION RECORD ONLY IS AVAILABLE IN YOUR CHOICE OF 33 1/3 RPM OR 45 RPM**

Both the Model SR12 Stereo Test Record and Stereo Demonstration Record are processed and pressed on a newly developed, improved vinyl. It is permanently anti-static, repels dust and dirt and promotes longer stylus wear. The use of this material is conducive to low surface noise and contributes to the production of full dynamics and frequency range. The record continually looks new, sounds new and wears longer.

<p><b>STEREO REVIEW RECORDS</b>  P. O. Box 2336 • Church Street Station • New York, N.Y. 10008</p> <p>My check (or money order) for \$_____ is enclosed.  Please send:</p> <p>_____ Stereo Review Stereo Demonstration Records at \$4.98 each, postpaid.  Check one: <input type="checkbox"/> 33 1/3 RPM    <input type="checkbox"/> 45 RPM</p> <p>_____ Model SR12 Stereo Test Records at \$4.98 each, postpaid.  (Outside U.S.A. please send \$7.00 per record ordered.) New York State residents please add local sales tax</p>	<p>Print Name _____ PE-69</p> <p>Address _____</p> <p>City _____</p> <p>State _____ Zip _____</p> <p style="text-align: center;"><b>PAYMENT MUST BE ENCLOSED WITH ORDER</b></p>
--	---





# BUILD **WWRC**

SUPER-SENSITIVE "WIRED WIRELESS REMOTE CONTROL"  
IS ALL SOLID STATE

BY JOHN S. SIMONTON, JR.

**H**OW DO YOU install a burglar alarm when the area to be protected (garage, storage building, etc.) is at some distance from where the alarm is to be located? The obvious answer is to install wiring between the two points. That's fine, as long as you can do it. Sometimes, however, it is a physical impossibility or is not permitted by regulations or laws.

The Wired Wireless is a communications system which takes advantage of the fact that in the majority of cases, good, concealed wiring does in fact exist between any two points in a building complex. These are the commercial power lines used to carry electricity. Although these lines are designed for 60-Hz power, it is possible to pass somewhat higher

frequencies through them for a reasonable distance. (Note that the Wired Wireless cannot be used between two points if there is a transformer anywhere in the power line between them.)

There are two sections to the Wired Wireless. One is a small, self-powered transmitter which is coupled to the power line. When it is turned on by a triggering signal, it generates another signal which activates a remote receiver also coupled to the same power line. The second section is the receiver. When it gets the signal from the transmitter, an internal relay is energized. The action of the relay can be used to set off an alarm or any other type of signal device.

The Wired Wireless can also be used

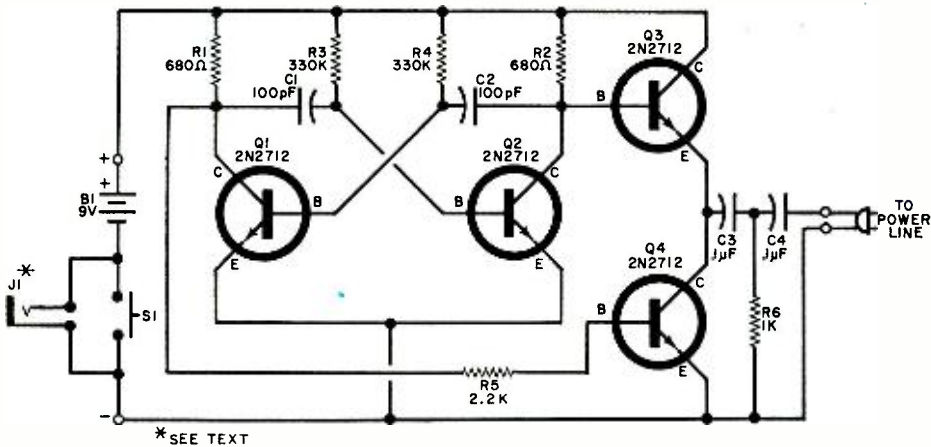


Fig. 1. Power is applied only when S1 (or J1) is closed. The multivibrator then generates a high-frequency audio signal which is passed down the power line to the receiver.

### PARTS LIST

- B1—9-volt battery
- C1, C2—100-pF disc capacitor
- C3, C4—0.1-μF disc capacitor
- J1—Open-circuit miniature jack (optional)
- Q1-Q4—2N2712 transistor
- R1, R2—680-ohm, 1/4-watt resistor
- R3, R4—330,000-ohm, 1/4-watt resistor
- R5—2200-ohm, 1/4-watt resistor
- R6—1000-ohm, 1/4-watt resistor
- S1—Normally open pushbutton switch

Misc.—Plastic case approximately 3" x 2" x 1", case cover, battery clip and leads, line cord with plug, wood-grain contact paper (optional), mounting plastic, cement, etc.

Note—An etched and drilled PC board for 95¢ or a complete kit of parts including circuit board and case and either jack input (WW-2JO) or pushbutton input (WWT-2S) for \$5.95 is available from PAIA Electronics, P.O. Box 14359, Oklahoma City, Okla. 73114. Postpaid in continental U.S. Oklahoma residents add 3% sales tax.

for non-alarm purposes to turn on appliances or lights from remote locations or as a signalling device such as those used by a sick person confined to bed.

**Transmitter Construction.** The circuit for the transmitter is shown in Fig. 1. The components are small in size and number and are best assembled on a printed circuit board. A foil pattern for such a board is shown in Fig. 2. Note

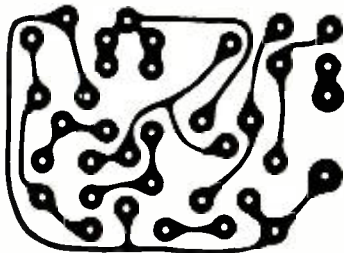


Fig. 2. Actual-size printed circuit foil pattern used for the receiver.

that, because of their small size, 1/4-watt resistors are used rather than the more common 1/2-watt units, though the latter may be used if desired. Component mounting is shown in Fig. 3. Because of the small size of the assembly, be careful not to damage the components with heat when soldering.

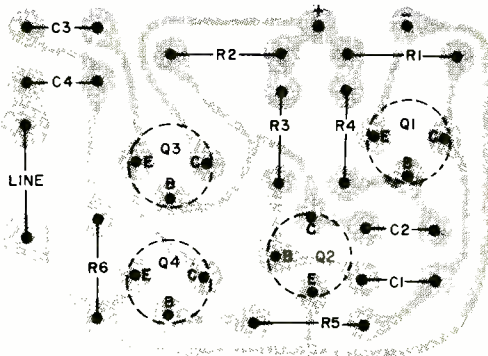
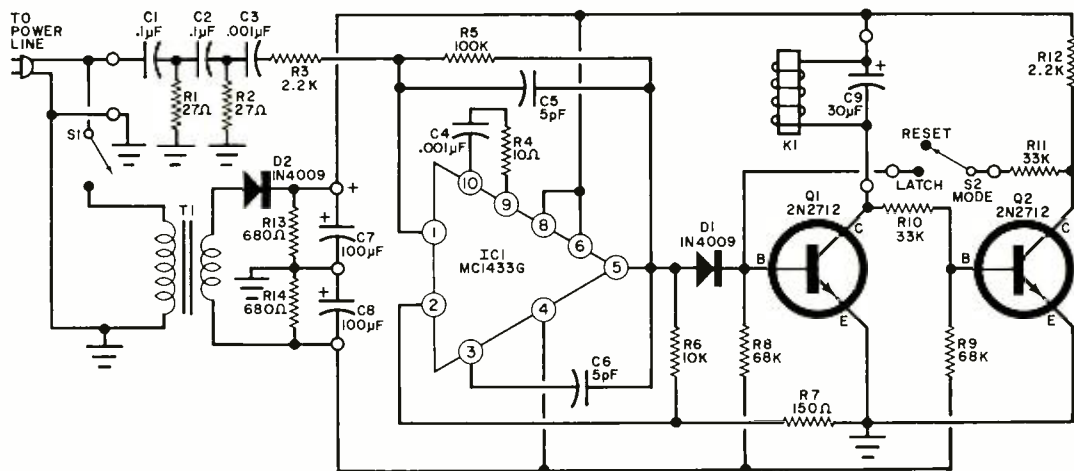


Fig. 3. Install components as shown here. The use of miniature parts helps make for a small package.

Fig. 4. The receiver is built around a new IC driving a latching circuit. To avoid switching transients, only the power transformer is switched in and out of the circuit. The relay contacts can operate an alarm, low-power light, or a power relay.



In the author's prototype, the PC board was glued to a thin piece of plastic foam material which, in turn, was glued into a small plastic case. Use either a silicon rubber cement or epoxy rather than a plastic cement as the latter may damage the plastic foam. Make sure that you leave enough room for the battery and its connector and for pushbutton switch *S1*. Carefully drill a small hole in one end of the case to pass the line cord through. Mount the pushbutton switch in the cover and, if you desire, use a wood-grain contact paper to trim the cover. For some applications an optional open-circuit jack can be installed across *S1*.

To test the transmitter, connect an os-

### HOW IT WORKS TRANSMITTER

There are actually three sections in the transmitter. The first is an astable multivibrator, consisting of *Q1* and *Q2*, which generates a signal of approximately 500 kHz. The second section (*Q3* and *Q4*) is a buffer stage that matches the output of the multivibrator to the low impedance of the power-line output. Section three is a high-pass filter composed of *C3*. *R6* and *C4*, which prevents the output transistors from being affected by the 60-Hz power-line frequency but allows the high-frequency signal from the multivibrator to pass.

The transmitter is powered by an internal battery controlled by normally open pushbutton *S1*. When the pushbutton is depressed, a burst of 500 kHz is passed into the power line; when the pushbutton is released, the output ceases.

### PARTS LIST

- C1, C2*—0.1- $\mu$ F disc capacitor
- C3, C4*—0.001- $\mu$ F disc capacitor
- C5, C6*—5-pF disc capacitor
- C7, C8*—100- $\mu$ F, 10-volt electrolytic capacitor
- C9*—30- $\mu$ F 25-volt electrolytic capacitor
- D1, D2*—1N4009 diode
- IC1*—Operational amplifier (Motorola MC-1433G)
- J1, J2*—Miniature open-circuit phone jacks
- K1*—Relay, 1750-ohm coil (Sigma 65F1A-12DC or similar)
- Q1, Q2*—2N2712 transistor
- R1, R2*—27-ohm
- R3, R12*—2200-ohm
- R4*—10-ohm
- R5*—100,000-ohm
- R6*—10,000-ohm
- R7*—150-ohm
- R8, R9*—68,000-ohm
- R10, R11*—33,000-ohm
- R13, R14*—680-ohm
- S1, S2*—S.p.s.t. switch
- T1*—Filament transformer, secondary 12.6 volts, 300 m.A.
- Misc.—Plastic case approximately 6" x 3 1/2" x 2" with cover, line cord, wood-grain contact paper (optional), terminal strips, mounting hardware, etc.
- Note—An etched and drilled PC board for \$1.75 or a complete kit of parts for \$15.95 is available from PAIA Electronics, P.O. Box 14359, Oklahoma City, Okla. 73114. Postpaid in continental U.S. Oklahoma residents add 3% tax.

cilloscope to the prongs of the power-line cord (either side ground) and depress the pushbutton, *S1*. A burst of high-frequency square waves will be seen as long as the switch is depressed.

**Receiver Construction.** Construction of the receiver is straightforward (see Fig.


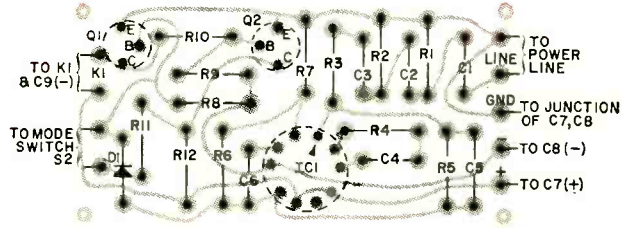


Fig. 5. (Left) Actual-size PC foil pattern for the receiver.

Fig. 6. Install the components as shown below. This diagram also shows connections to the external circuitry. Make sure that IC1 is properly oriented.




4). However, the use of a printed circuit board is highly recommended since the circuit uses an IC—also because the circuit has a tendency to oscillate if proper component layout is not followed. A foil pattern for the board is shown in Fig. 5 and component mounting in Fig. 6. Be sure the IC is properly oriented before installing it.

Physical placement of the PC board in the case, with relation to the other circuit components, is not critical. In the au-

thor's prototype, shown in the photo, the relay, with *C9* attached, is at one end and the power supply components are at the other end with the PC board in the middle. Both the POWER switch, *S1*, and the MODE switch, *S2*, are mounted on the cover with 6" to 8" leads connected to them.

Drill a small hole at one end of the case for the power-line cord. Also mount *J1* and *J2* on the end. These two jacks are used to connect external circuits and devices to the relay contacts.

The receiver fits very nicely in the



By using this method of packaging, the transmitter, battery B1, and switch S1 can fit in a small box.

### HOW IT WORKS RECEIVER

The heart of the receiver is an operational amplifier in an integrated circuit, *IC1*. Because of the high-pass filter between the amplifier input and the power-line connection (*C1*, *R1*, *C2*, *R2*, *C3*, and *R3*) and the negative feedback around the amplifier (*C5* and *R5*), the IC amplifies over a very narrow frequency range, which is chosen to match that of the transmitter.

The circuit gain is increased by positive feedback from *R6* and *R7*. Capacitor *C6* and the combination of *C4* and *R4* are used for frequency compensation and to prevent undesirable circuit oscillation.

After it is amplified by *IC1*, the signal is detected by *Q1*, which also acts as a relay driver. When *S2* is in the LATCH position, the output of *Q1* drives *Q2*, forming a bistable flip-flop. When a signal is received, the flip-flop changes state to keep the relay energized even if the input signal is removed. Diode *D1* isolates the relay driver circuit from the IC circuit.

specified plastic case. As with the transmitter, you can cover the top of the receiver with wood-grain contact paper.

The power transformer is fastened down to the case and the remainder of the power supply components are wired point-to-point on a pair of terminal strips suitably located near the transformer. When wiring to the terminal strips, make sure that you do not use the lugs connected to the mounting strap (the ground lug) as this might make the mounting screw on the underside of the case "hot" to ground and cause a shock.

To prevent voltage surges across the amplifier input each time line power is applied, *S1* is arranged so that it turns on the power supply without changing the amplifier input circuit.

To check the receiver operation, connect it and the transmitter to the same a.c. power circuit. Turn the receiver on, place the MODE switch on LATCH, and depress the transmitter pushbutton. The receiver relay should pick up. Turn the MODE switch to RESET. The relay should drop out when the transmitter pushbutton is released. Once the relay is picked up and the MODE switch is on LATCH, the relay should not drop out when the pushbutton is released.

**Applications.** The list of uses for the Wired Wireless is practically endless. Signalling systems represent probably the simplest application. In most systems of this type, you will want to use the normally open contacts of the receiver

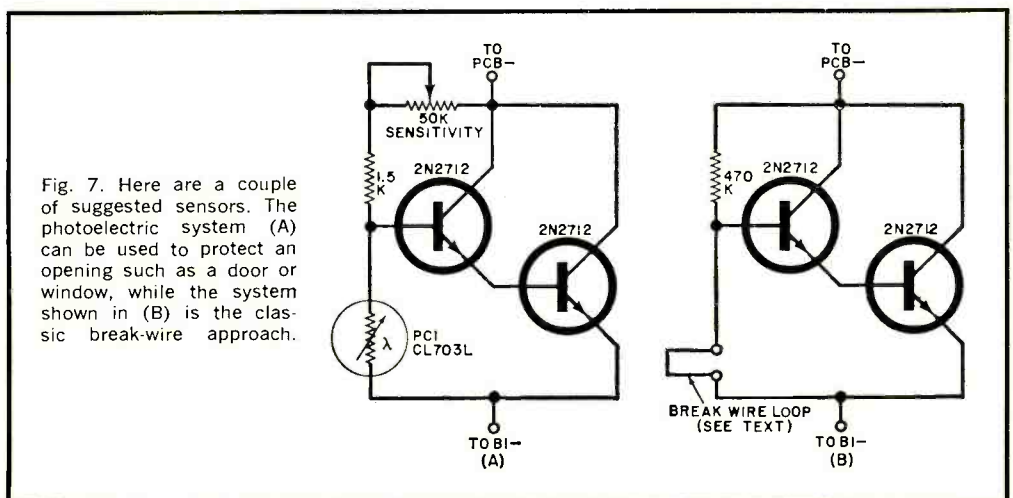
relay to activate a bell, buzzer or electronic alarm such as a Mallory "Son-alert." Power for an alarm with a current drain of 20 mA or less may be tapped from the receiver's internal 18-volt power supply but for devices requiring more current you will need an external power source.

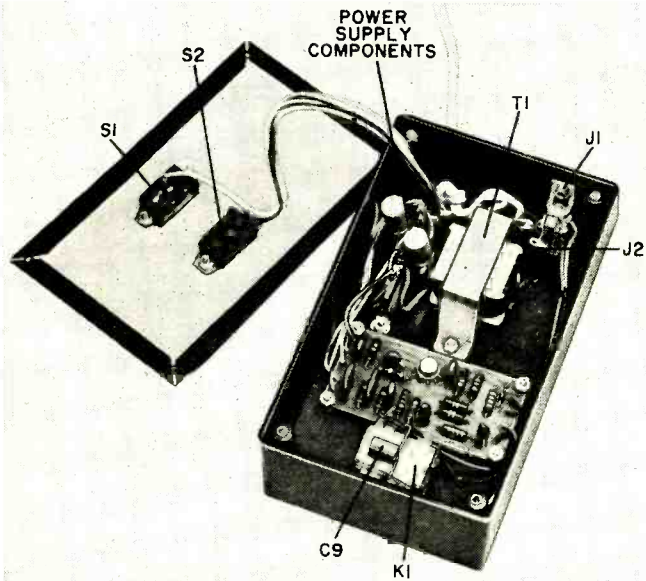
The receiver can be used in the latch mode if the external circuit is to operate continuously once a signal is received. If the receiver is to operate only when the transmitter is activated, use the reset mode. If you are sure that only the reset mode is desired, you can eliminate *S2*, *R9*, *R10*, *R11*, *R12*, and *Q2* from the receiver circuit. With this modification, the latch mode is entirely eliminated.

The Wired Wireless also makes an ideal general-purpose remote control unit for house or farm. A coffee pot in the kitchen or lights and machinery in an outbuilding may be controlled by a suitable power relay energized through the receiver's relay contacts. If you want a push-on/push-off type of operation, the receiver may be used in the reset mode with *K1*'s contacts activating an impulse relay. For sequencing operations, a stepping relay can be controlled.

Because of the low cost of the transmitter and the elimination of connecting wires, the Wired Wireless is perfect for burglar or fire alarm applications when it is desired to have a number of sensors in different locations.

**Sensors.** A wide variety of sensors—





The receiver is larger than the transmitter and contains a power supply. The relay outputs are terminated by J1 and J2 at rear.

other than the simple pushbutton—may be used to trigger the transmitter. For instance, for a burglar alarm, a normally closed pressure-sensitive switch can be placed so that its contacts are held open by the pressure of a door or window. Then, when the door is opened, the switch closes and turns on the transmitter. You will want to use an input jack on the transmitter (in parallel with S1) so that the switch can be plugged in. Since the door may be closed again after entry, the latch mode of operation is the logical choice for the receiver. Additional switches may be wired in parallel to guard more than one door or window and additional transmitters may be placed in other rooms or buildings.

If you want to guard an entry that has no door, you can use a photoelectric sensor such as that shown in Fig. 7A. Place a light source so that it shines on the photocell and so that the beam is broken by an intruder. Enclose the photocell in a 5-dram pill bottle which has been painted flat black on the inside to protect it from ambient light.

To adjust this type of system, block the light from the photocell and place the sensitivity control at its high-resistance end. Then slowly decrease the resistance until the alarm sounds. To increase bat-

tery life, use the brightest light source practical and the highest setting of the sensitivity potentiometer that will give proper operation. Red filters may be used with the light source if desired. Since the photosensor will cause the transmitter to send a signal only while the light beam is actually interrupted, the latch mode of receiver operation should be used.

It is difficult to set up a light beam to cover a large area such as a field or an oddly shaped room. For this purpose, a break-wire type of sensor can often be used to advantage. A simple sensor of this type which may be built into the transmitter or plugged into it through an optional jack is shown in Fig. 7B. The breakable loop may be a piece of thin wire (#30 or smaller) suspended a few inches above the ground or it can consist of conducting foil on a window pane. Large pieces of electronic or similar equipment may be protected using this scheme if the wire loop is replaced by a shorting bar on the bottom of the equipment. The bar completes a circuit between two contacts on the workbench. As soon as the equipment is moved, the circuit is broken and the alarm is activated. Any number of loops may be used but make sure that they are all in series with one another.



## Build the UJT TESTER

MAKES IT EASY TO CHECK OUT UNIJUNCTION TRANSISTORS

BY J. W. CUCCIA

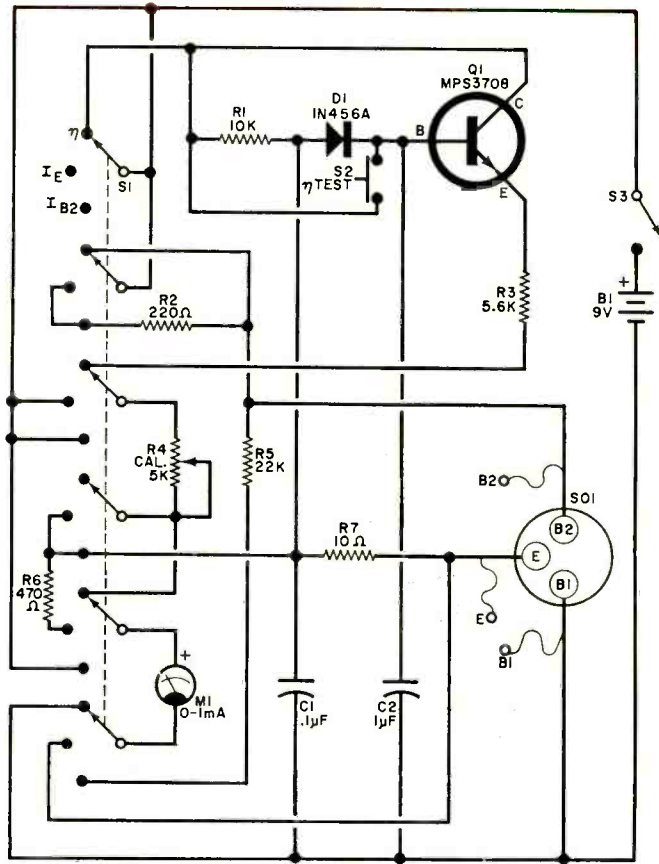
**A** CONVENTIONAL transistor tester cannot be used to check a unijunction transistor (UJT). However, these important semiconductors are becoming increasingly popular and you are probably using—or planning to use—one in an upcoming project or experiment. If so, you'll want to have one of these UJT Testers to help you in your work.

A unijunction transistor is basically a small length of silicon with electrical connections (called base-1 and base-2) at each end. The resistance between the connections is usually 5000 ohms or more. In normal operation, base-1 is grounded and a positive potential ( $V_{bb}$ ) is applied

to base-2. At a certain point between the two bases, a diode junction is diffused into the silicon. This junction is called the emitter. A fraction of  $V_{bb}$  appears at the emitter—the exact amount being determined by the voltage-divider network formed by the resistance of the silicon. The resistance ratio is designated  $\eta$  (*eta*, or intrinsic standoff ratio).

Now consider what happens when a voltage  $V_E$  is applied to the emitter. If  $V_E$  is less than  $\eta V_{bb}$ , the emitter is reverse biased and only a small leakage current flows. If  $V_E$  is greater than  $\eta V_{bb}$ , the emitter is forward biased and emitter current flows. The result is a decrease

Fig. 1. UJT being tested is heart of a relaxation oscillator circuit. Parameters of the circuit are changed by switch S1 for making the various tests. Leads for testing transistors that don't fit SO1 are soldered to socket and brought out through a grommet in the front panel.



### PARTS LIST

- B1—9-volt battery (Burgess 2N6 or similar)
  - C1—0.1- $\mu$ F, 25-volt capacitor
  - C2—1- $\mu$ F, 25-volt, non-polarized capacitor
  - D1—1N456A silicon diode (or similar)
  - M1—0-1-mA meter (Emico 52F6023 or similar)
  - Q1—MPS 3708 transistor
  - R1—10,000-ohm
  - R2—220-ohm
  - R3—5600-ohm
  - R4—5000-ohm potentiometer
  - R5—22,000-ohm
  - R6—470-ohm
  - R7—10-ohm
  - S1—6-pole, 3-position, non-shorting rotary switch (Mallory 3263J or similar)
  - S2—Single-pole pushbutton switch, normally open (Switchcraft 101 or similar)
  - S3—S.p.s.t. switch
  - Misc.—Cabinet (Bud CU728B or similar), battery clip, battery holder, color-coded test leads with attached insulated small alligator clips, mounting hardware, handle (optional), etc.
- All resistors  
1/2-watt

in the resistance between the emitter and base-1 so that, as the emitter current increases, the emitter voltage decreases and a negative-resistance characteristic is obtained. When the emitter voltage drops below  $\eta V_{bb}$ , the current flow stops. Thus, a UJT can be thought of as a voltage-sensitive switch, unlike the linear amplification function of a conventional junction transistor.

The UJT Tester measures the two important characteristics of a UJT:  $\eta$  and the inter-base modulated current,  $I_{nb}$ . The latter is a measure of the effective gain between base-2 and the emitter.

**Construction.** The circuit for the UJT Tester is shown in Fig. 1. Choose a suitable mounting cabinet and mount all of the operating controls, including the meter and transistor socket on the front panel. The author's layout is shown in the

photos. The battery can be mounted on the rear of the cabinet with a battery clip.

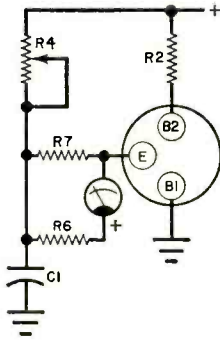
Wire the circuit point-to-point between the components. A small hole, protected



## HOW IT WORKS


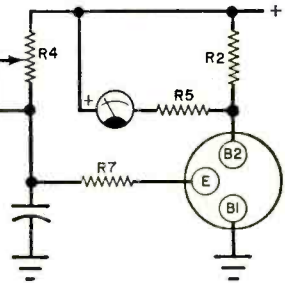
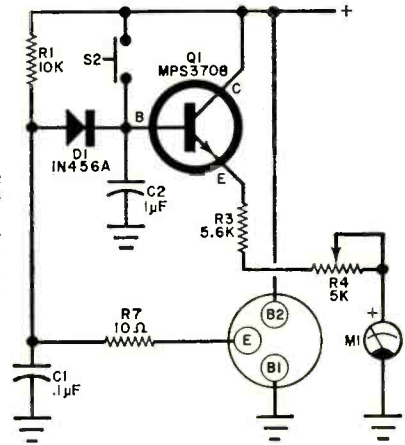
Schematics of the three modes of operation of the UJT Tester are shown here. In each case, the UJT is used as a relaxation oscillator and the circuit parameters and meter location are changed by *S1* to measure the different characteristics.

With *S1* in the  $\eta$  position, the frequency of the oscillator is determined by *R1* and *C1*. The intrinsic standoff ratio ( $\eta$ ) is then measured with a peak voltage detector made up of *D1*, *Q1* and the meter circuit. Transistor *Q1* is an emitter follower used to keep the meter from loading the diode. Resistor *R3* and potentiometer *R4* are used to calibrate the meter.



The emitter current,  $I_E$ , is adjusted by altering the relaxation oscillator so that resistor *R2* is in series with base-2 and the meter is in the emitter circuit of the UJT. The resistance of *R4* is then varied to give a meter reading of 50 mA for  $I_E$ .

To measure  $I_{B2}$  the meter is placed in the base-2 circuit. In this arrangement, the meter has a full-scale value of 100 mA.




Rear view of front panel shows how all components are mounted and wired from point to point. Battery, mounted on rear panel, is connected to leads at right.

by a rubber grommet, is used for the three test leads designated *E*, *B1*, and *B2* in the schematic. These leads are used to test a transistor that won't fit in the socket. Color code the leads for identification. (The author used red for *B2*,

white for *E*, and blue for *B1*.) When the wiring is complete, check it carefully, connect the battery and close the case.

**Operation.** The on-off switch (*S2*) must  
(Continued on page 92)

**We pack your electronics course with kits to make your training fast. You'll enjoy every minute of it.**



## **Your NTS success package**

Choose a career in electronics: Computers. Color TV Servicing. Automation. Communications. Whatever the field, NTS has a complete home-study package to get you to the top *faster*. 10 thorough training courses. Each includes *everything* to give you the *working* knowledge required of successful technicians.


NTS Project-Method Training is the practical way to learn elec-

tronics. It's a proven combination of lessons and the best professional kit equipment available. NTS provides the *biggest selection of kits ever offered in home-study . . . all at no extra cost*. You'll construct these exciting kits to fully understand electronic circuits, components, and concepts. Our Project-Method lets you build skills by putting theory into practice . . . by working with your hands, as well as your head.

The NTS "learn and practice" approach makes training at home really easy. All it takes is a few hours a week . . . whether you're starting from scratch or in advanced courses. This is the all-inclusive success package that put thousands of men into the best paying jobs . . . or into their own business. If "just a living" isn't good enough for you, now is the time to get something better going for you!

## NTS COMPUTER ELECTRONICS

This is the future. And it's happening now. The number of computers will *increase many times* in the next few years.




### Exclusive new Compu-Trainer®

NTS offers a solid grounding in computer operation, wiring, data processing and programming. One of the 10 important kits included is our exclusive Compu-Trainer®. It's a fully operational computer logic trainer — loaded with integrated circuits — the first ever offered in home study. It introduces you quickly to how, what, when and why of computers . . . from theory to practical servicing techniques. This unit is capable of performing 50,000 operations per second. And it's sent at no extra cost.

## NTS COLOR TV SERVICING

This is a broad, easily understood



25" COLOR TV

program designed to make you a complete home-entertainment service technician. Included, at no extra cost, is a 25" color TV that has more features than any

set on the market. You also learn all about stereo, hi-fi, multiplex systems, and become a specialist in Color TV Servicing. Kits also include AM-SW radio, solid-state radio, vacuum tube volt meter, electronic tube tester.

## NTS AUTOMATION/ INDUSTRIAL ELECTRONICS


You're trained in the "push-button" electronics that keep industry going and growing . . . from relay type controls to highly advanced systems essential to production. You receive 16 kits including a 5" wide band oscilloscope, and the new NTS electronics lab: a fascinating NTS exclusive experimental laboratory. A complete workshop which makes you familiar with solid-state, miniature, and integrated circuits.



5" Oscilloscope

## NTS ELECTRONIC COMMUNICATIONS

The use of 2-way radio systems in private and commercial applications is skyrocketing. NTS prepares you for the big-money opportunities in the field of transmitting and receiving equipment. *Your tuition will be refunded in full if you cannot pass the FCC exam for a 1st Class Commercial Radio-Telephone License within*



5 Watt AM Transmitter & Receiver

*six months after successfully completing this course.* You build valuable kits including Amateur-Phone 6 Meter VHF Transceiver, solid-state Radio, and a Vacuum Tube Voltmeter.

## CLASSROOM TRAINING AT LOS ANGELES

You can take classroom training at Los Angeles in sunny Southern California. NTS occupies a city block with over a million dollars in facilities devoted exclusively to technical training. Check box in coupon.

## NATIONAL TECHNICAL SCHOOLS


World-Wide Training Since 1905

4000 S. Figueroa Street  
Los Angeles, Calif. 90037, U.S.A.

## APPROVED FOR VETERANS

Accredited Member: National Association of Trade and Technical Schools, National Home Study Council.

**TODAY, MAIL COUPON FOR FREE COLOR CATALOG AND SAMPLE LESSON.**



NATIONAL TECHNICAL SCHOOLS  
4000 S. Figueroa St., Los Angeles, Calif. 90037  
Please rush Free Color Catalog and Sample Lesson, plus information on field checked below. No obligation. No salesman will call.

- MASTER COURSE IN COLOR TV SERVICING
- COLOR TV SERVICING
- MASTER COURSE IN TV & RADIO SERVICING
- PRACTICAL TV & RADIO SERVICING
- MASTER COURSE IN ELECTRONIC COMMUNICATIONS
- FCC LICENSE COURSE
- MASTER COURSE IN ELECTRONICS TECHNOLOGY
- INDUSTRIAL AND AUTOMATION ELECTRONICS
- COMPUTER ELECTRONICS
- BASIC ELECTRONICS

Name \_\_\_\_\_ Age \_\_\_\_\_

Address \_\_\_\_\_

City \_\_\_\_\_ State \_\_\_\_\_ Zip \_\_\_\_\_

- Check if interested in Veteran Training under new G.I. Bill.
- Check if interested ONLY in Classroom Training at Los Angeles. Dept. 205-69

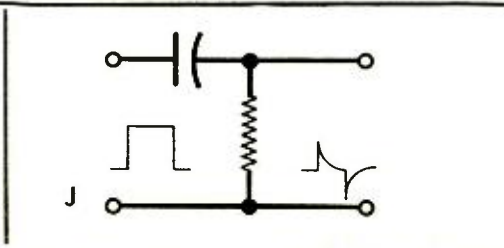
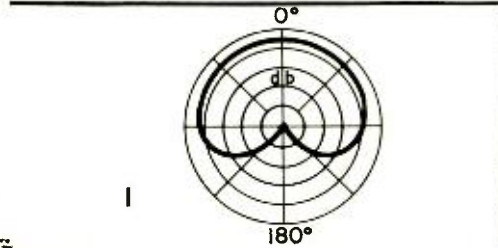
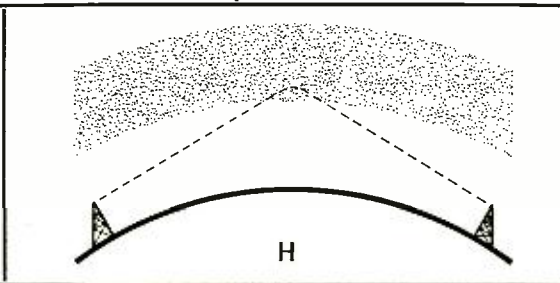
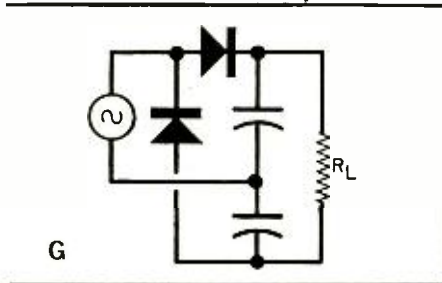
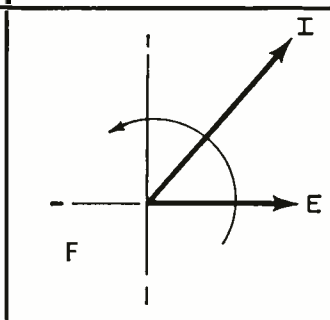
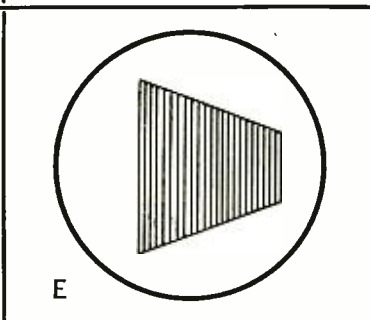
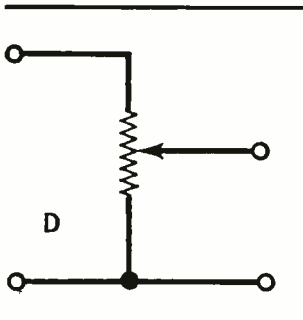
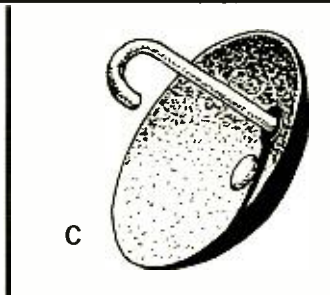
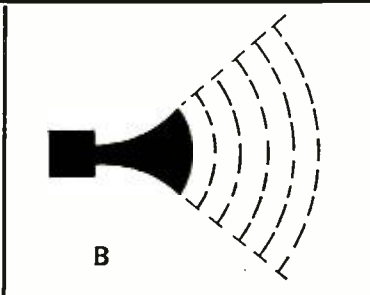
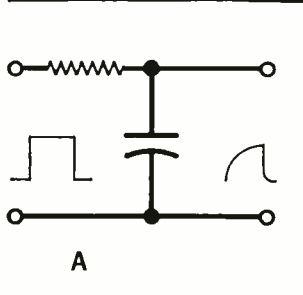

# Electronics Mathematics Quiz

(Answers on page 100)

BY ROBERT P. BALIN

Many electronic circuits perform mathematical operations that are arithmetic; electronic components and their characteristic curves are often described in terms of the geometric forms they resemble; and electronic technicians use angular measurements to specify signal paths and coverage, as well as the phase relationship of a.c. voltages and currents. Test your knowledge of how mathematics is utilized in electronics by matching mathematical terms (1-10) to the sketches (A-J) of electronic applications.

1. Cardioid
2. Critical angle
3. Differentiator
4. Dispersion angle
5. Divider
6. Doubler
7. Integrator
8. Paraboloid
9. Phase angle
10. Trapezoid



BY JIM WHITE, W5LET

# Build the EYEBALLER

SIGNAL MONITORING  
FOR THE CB'ER,  
HAM, AND  
AUDIOPHILE.



When you want to measure certain voltages within a circuit, the first thing that comes to mind is, quite naturally, a meter. Unfortunately, meters cost money; and if more than one signal is to be measured or monitored at the same time, total meter cost is prohibitive.

In those cases where exact voltage levels are not required and relative measurements will suffice, there is a low-cost way to do the job—and you just might have the parts to do it in your junk box. We call the device an "Eyeballer." The essential ingredient is the so-called "magic eye" indicator tube. Magic eyes come in a variety of shapes and types, and the indications they provide range from a simple "V" pattern to an exclamation point. The one used in the Eyeballer is the 6AL7GT. It has two vertical indicating bars—the tops are controlled by two separate signals and the common bottom edges are controlled by a third signal.

The Eyeballer can be used in many applications. One of the most obvious and practical is in CB equipment, where

it can monitor the r.f. output and modulation of the transmitter during the transmit mode and the level of the received signal during the receive mode. The ham operator can use it as a substitute for relatively expensive grid meters and monitor the drive to three stages in his transmitter. An audio enthusiast can use it to balance the outputs of stereo equipment. And, in a pinch, the device can be used as a low-cost, though uncalibrated, low-voltage d.c. voltmeter for rough testing.

You can build the Eyeballer in about three hours at a cost of about \$15—even if you don't have any of the parts available in your junk box.

**Construction.** The circuit of the Eyeballer is shown in Fig. 1. Its physical layout is optional and any type of housing can be used. It can be assembled within an existing piece of equipment if desired.

The author assembled his unit in a 5" × 4" × 3" metal enclosure as shown in the photos. The important thing is to

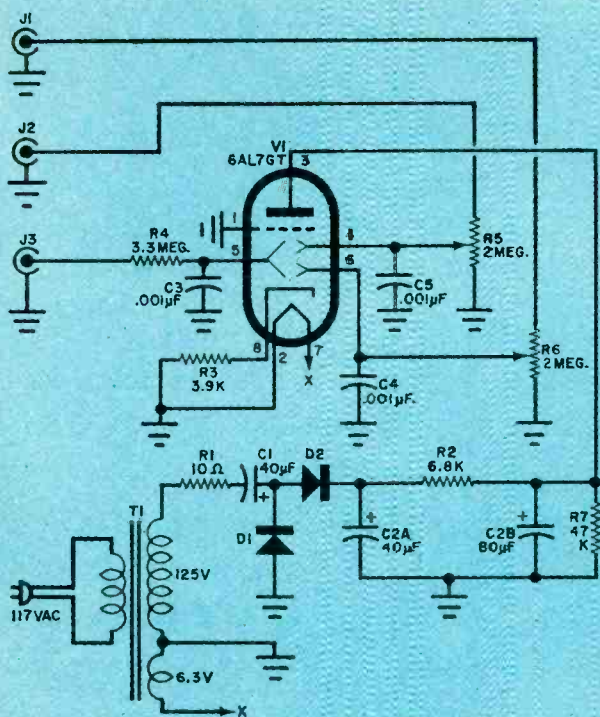



Fig. 1. Once the three circuits to be monitored are connected to the pertinent input jacks, use the associated potentiometers to set pattern size. Note that J3 requires an external control as explained in text.

### PARTS LIST

C1—40- $\mu$ F, 150-volt electrolytic capacitor  
 C2—2-section electrolytic capacitor, 40 and 80  $\mu$ F, 350 volts per section  
 C3, C4, C5—0.001- $\mu$ F, 500-volt disc capacitor  
 D1, D2—600-PIV, 750-mA silicon rectifier  
 J1, J2, J3—Phono jacks (optional, see text)  
 R1—10-ohm, 1-watt resistor  
 R2—6800-ohm, 1-watt resistor

R3—3900-ohm,  $\frac{1}{2}$ -watt resistor  
 R4—3.3-megohm,  $\frac{1}{2}$ -watt resistor  
 R5, R6—2-megohm, linear taper potentiometer  
 R7—47,000-ohm, 2-watt resistor  
 T1—Power transformer; secondaries: 125 V, 15 mA and 6.3 V, 0.6 A.  
 V1—6AL7GT electron-ray indicator tube  
 Misc.—Metal enclosure 5" x 4" x 3", octal socket, line cord, knobs (2), multi-lug terminal strip, rubber grommet, hardware, etc.

This is the author's internal arrangement of the two potentiometers and V1. Any other layout will suffice.



be sure that the 1" hole for the indicator tube and the octal tube socket are aligned so that the tube is not tilted when it is installed. Fasten the tube socket so that pin 8 is at the bottom to insure that the two fluorescent rectangles are vertical.

The components for the Eyeballer can be mounted in any way that is convenient. Mount capacitors  $C3$ ,  $C4$ , and  $C5$  directly between the appropriate terminals on the tube socket and ground pins 1 and 2. Cathode resistor  $R3$  can also be installed directly at the socket.

If you do not use phono jacks for the three inputs, they can be wired directly to the circuits to be monitored. Mount potentiometers  $R5$  (control for top portion of right-hand segment) and  $R6$  (for top portion of left-hand segment) in a convenient location. Note that there is no control for the common bottoms of the segments.

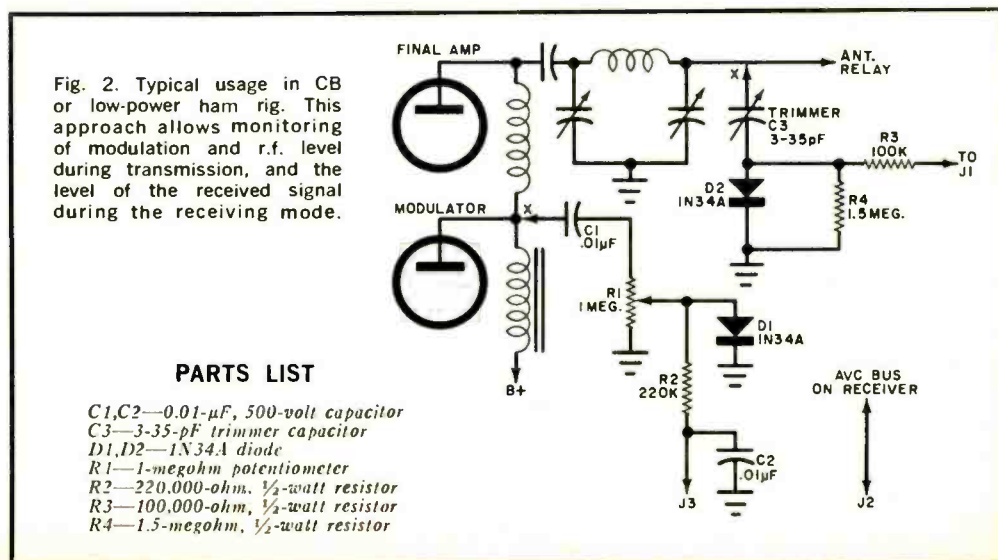
**Testing.** After making sure that the circuit is wired properly, turn on the power to the Eyeballer. When the tube has warmed up, a dual green pattern will be visible on the viewing face of the tube. With the positive terminal of a 9-volt battery grounded, connect the negative side to each of the input terminals in turn. For inputs  $J1$  and  $J2$ , the amount of deflection can be varied by  $R6$  and  $R5$  respectively. For input on  $J3$ , the

amount of deflection must be varied by an external control.

Note that the circuit does not have its own power on/off switch. The input is connected to the circuit being monitored so that power is automatically applied to the Eyeballer when the equipment is turned on.

**Typical Uses.** The circuit shown in Fig. 2 can be used to connect the Eyeballer to a low-power AM transceiver such as a CB rig. Connections to the Eyeballer are at jacks  $J1$ ,  $J2$  and  $J3$ ; connections to internal circuit of the transceiver are at the points labeled "X." Using this circuit, the top left-hand segment of the Eyeballer indicates the r.f. level of the transmitter, the top right-hand segment indicates the level of the received signal, and transmitter modulation is indicated by the movement of the common bottom portions. All indications are relative and depend on the settings of the various controls, including the r.f. trimmer capacitor in the  $J1$  circuit.

Grid drive to three stages of a ham transmitter can be monitored by connecting one input to each control grid (of the three stages) through a 2.2-megohm, 1/2-watt, isolating resistor. A shunt resistor, connected between  $J3$  and ground is used to preset the bottom indication. The value of this resistor must be determined




## HOW IT WORKS

The circuit of the Eyeballer is designed around a 6AL7 electron-ray indicator tube (often called a "magic eye" tube). The tube is designed to indicate visually, by means of a fluorescent target, the effects of changes in applied control voltages. The target element (pin 3), which looks like the plate in the schematic symbol, is operated at a positive voltage to attract electrons from the cathode. When the electrons strike the target, they produce a greenish glow on its fluorescent coating. When a control electrode is mounted between the cathode and the target and the voltage on this element is made negative, the flow of electrons to the target is diverted and the pattern on the target is reduced in size.

The 6AL7 tube differs from the more conventional "V" image electron ray indicator tube in that there are three control elements instead of only one. The glow on the target is divided into two side-by-side rectangular segments. The top of the left segment is controlled by the voltage applied to pin 6; the top of the right segment is controlled by the voltage applied to pin 4; and the bottom portions of both segments are controlled by the voltage applied to pin 5.

By applying three independent control voltages to these pins, three separate circuits can be monitored. Segment movement is approximately 1 millimeter per volt with  $-7$  volts required for fluorescence cutoff.



Wiring is point-to-point between components mounted on the chassis, a multi-lug terminal strip, and tube socket mounted on a small metal bracket. The parts layout is not critical so any arrangement will do.

experimentally to obtain the desired amount of deflection. As the three stages are tuned, the generated grid voltage causes the pattern to change; and if there is any change during transmitter operation, the Eyeballer calls attention to it. In this way, the Eyeballer takes the place of three, far more expensive, grid current meters.

To use the Eyeballer in balancing a stereo amplifier system, first ground the input at *J3*. Then apply the two ampli-

fier outputs to *J1* and *J2*. With the same input to both channels of the amplifier and with *R5* and *R6* set to the same value, adjust the amplifier channel balance to obtain equal amplitude pattern indications.

The Eyeballer can be used as an uncalibrated indicator of voltages simply by connecting any voltage (up to  $-7$ ) to any input. The indicating pattern for that input will be smaller by an amount proportional to the voltage. —50—



BY CARL KOHLER

# LIVE WIRE WITH A LOOT LOCATOR

*Return of the  
Irrepressible  
Experimenter*

**B**YOND an open window of the new workshack, the Gulf of Mexico murmured frothily upon a promising beach. Intently completing the electronic project at hand, I didn't hear Friend Wife approaching until she was already past the door I had unwittingly left unlocked and ajar.

Normally I might've fended her off with evasive tact or sickening diplomacy. Failing that, I have a grouch act calculated to strike terror in the heart of man or beast, child or distant relative. It works keen on the lady, too.

But she was shrewd enough to have brought with her the price of admission to my intellectual's sanctuary: the steaming pot of fresh coffee smelled wonder-



*“... the lady of the house is a militant homemaker whose dwelling sparkles...”*

ful and my defenses suddenly suffered undeniable voltage droop. Here, then, was my lovely, illogical bride—the lady who only last year saw fit to have my 3-element beam strung with Christmas lights, and then had the gall to feign hurt dismay at my resultant rage. Oh, I've been

on to her for years. It's staying ahead of her that keeps me sleepless and tossing fretfully some nights. The communications gap in the same generation is called Marriage.

"What'cha building *this* time that ain't gonna work?" she demanded, her eyes boldly narrowing at the sight of the excitingly designed, home-crafted instrument before me. "Hey, that gismo looks awful *familiar*, Buster!"

Smoothly sipping the delicious brew, I shifted position casually in a sly effort to block her view of the nearly finished electronic metal detector. "Don't let me keep you," I hinted delicately. "I know you must have many little tasks awaiting your skill and diligence, dear."

"What tasks?"

"Surely you want the neighbors, here, to know that the lady of the house is a militant homemaker whose dwelling sparkles with——"

She stepped forward, peering harshly over me at the detector. "I *loathe* housework and I don't care who knows it! Hey, I remember that screwy thing! It was supposed to find gold or uranium—or something! And all it ever found was a buncha lousy bones!" She chuckled meanly, grinning down at me with the expression of a woman who has just found an open wound to salt. "Yeah, that was really the craziest flop you ever butchered the budget to put together! *Remember?*"

I stared into the distance with dignity. She had me. It was true. I *had* built a rare earth detector. The same one, in fact, that now lay—considerably modified and improved—before her jeering eyes. Due to a cruel quirk of a heartless fate, I'd made a small miscalculation—substituting animal horn for bakelite in the search coil—which had caused the detector to respond only to bone, improbable as it still seemed these many years later.

"You have a fantastic memory," I said coldly.

"Sure have!" She sounded proud.

"Then, surely you must recall that memorable day when you brightly informed me that it took *two* coats of paint to cover all my QSL Cards." I smiled thinly up at her. "If we're going to relive old errors, let's be *impartial*, eh?"

"You had to *mention* it, didn't you?"

I shrugged. "No, I didn't have to. I could just as easily have recalled the time I caught you using my stock of expensive tantalum capacitors for hair-rollers or that shattering instance when you——"

"Never mind all *that*," she chattered hastily, pointing to the instrument atop the workbench. "What I wanna hear is what *this* piece of fancy junk is supposed to *be*, anyway."

Standing tall, I drew myself to my full height, assuming the patient mien of a man—a superbly gifted, saintly modest, highly intelligent and utterly articulate man—who is about to attempt the heart-breaking chore of explaining quantum theory to an aborigine in small, easily understood words (if not a language so explicit that it teeters on the borderline of basic babytalk). She stiffened just as she always does when she senses I'm going to talk down to her.

"This ultra-sensitive and rather sophisticated instrument is the *Kohler Loot Locator*," I informed her with a kindly smile. "It's modified and brought sternly up-to-date. Comprised of all manner of truly efficient components, including silicon transistors, a 9-volt alkaline battery, a varactor tuning-control, a Faraday shielded search coil, a Sonalert and a——"

"What's it *do*?" she whined impatiently.

"—very stable circuit of original design that is charmingly representative of every advance made in the art and science of solid-state technology, this stunningly effective prototype will operate most beneficently in our behalf."

"Doing *what*?" The doll was maddeningly single-minded. "What's it gonna *accomplish*, big shot?"

"In two words: locate loot."

"Locate *whaat*?" She wore a bewildered expression.

"Loot . . . swag . . . booty . . . treasure," I chanted, knowing a dreamy film of greed was glazing my eyes. "That beach out there is jam-packed with ancient pirate treasure—and the *Kohler Loot Locator* is going to find it!"

She hooted raucously, like a banshee trying to win a hollering contest. I've heard that damning laughter many times before during the years of our relationship. It generally indicates that she is of

the opinion that I've lost my mind. I suffered the derisive snorting with a face carved from the granite of total resistance to ridicule.

"*Pirate treasure!* Oh, *wow!*" She wiped tears of merriment from her eyes with the back of her hand. Very lady-like, very graceful. "Man, you're too much! *Swag! Beautiful!*" She dissolved into another spasm of mirth, shrilling hysterically.

Restraint cracked. I spat cold coffee back into the cup, gesturing abruptly toward the door. "All right, laughing-girl, now you know what I'm preparing to do. Your morbid, unsympathetic curiosity has been satisfied. Kindly trudge back to your house and break a few dishes or burn some food."

A hand gently touched my arm.

"Aw, I didn't mean to hurt your feelings! Honest. I just lost my head when you were putting me on about looking for *loot* with—her mouth quivered with more laughter but she fought it back—that thing!"

"So who's putting you on?" I arched an eyebrow at her, questioningly. "I'm perfectly serious."

"You're perfectly nuts," she declared, all sham humility vanishing, "if you actually think you're going to find any—any swag or treasure with that bone-picking thingamajig!"

"It's been modified. And I have complete assurance from the oldest, most trustworthy residents of this area that there is indeed bona fide pirate loot stashed in those bleached sands." I clutched the light, mobile Locator protectively to my chest. "You'll change your tune when I prove there *were* pirates here!"

"Oh, I know there were pirates here. In fact, there still are!"

"I beg your pardon?"

"One of them sold me some bait, yesterday, when I went fishing!"

I glared at her in silence.

"Tell me," she said, softening her expression and voice. "Why didn't you try to find pirate treasure with this what-chamacallit when we were living on the California coast?"

"Simple. There never *has* been any pirate loot buried out there, no matter *what* the Los Angeles Chamber of Commerce may insist to the contrary."

"How do you know?"

I bent a pitying smirk of undisguised superiority upon her. "Sheer logic and a rudimentary understanding of human psychology would help you to recognize instantly the validity of my theory. Too bad, being female, you're naturally exempt from these necessary mental qualities, sister!"

"So?"

"So what self-determined pirate was likely to step ashore—much less be there long enough to bury his treasure—with all those *missions* along the coast. Why, there were probably even *more* of them during the pirating days."

"What's *that* got to do with it?"

"Just the risk of being apprehended and sent to church against their will, that's all." I grinned triumphantly. "Elementary logic. I can well imagine how your alleged mind balks at it."

"It doesn't even figure."

"It doesn't, eh?"

"Heck, no!"

I handed her the cup of cold coffee. "When was the last time you ever heard of a bunch of bank bandits burying *their* loot in a churchyard?"

She marched off to the house without another word of comment or argument. I sighed, returning to my work on the Loot Locator. She always loses. What stings, is, she refuses to *realize* it.

A week later I stopped walking along the pale sand to rest, momentarily letting the Locator lay at my feet. Mopping my sweating brow, I gave some dismally realistic thought to what the Locator had located in the past two days. Exactly 176 soda pop cans, 816 beer cans, 11 car bodies, 26 stoves and a couple of refrigerators—all of them in advanced stages of rusty disintegration. Regarding the compact trench-spade with distaste, I glanced at the beachcombing couple nearby, diligently peering at the sand as they strolled along the water's edge.

The sound of a car behind me diverted my attention. It was Friend Wife. Bringing me coffee and cruel amusement as usual. Having trailed me into this folly, she wasn't about to keep her distance and allow me to fail graciously. No, she wanted to be there for the kill—that moment of truth when I admitted I was finding nothing resembling pirate loot,

and possibly even confessing that my Locator was a proven flop. I suspected she would settle for nothing less than the joy of hearing me voice my laboriously developed suspicions that no freebooters had ever stepped ashore here, either.

"How's it going, treasure hunter?" she jeered, handing hot coffee to me. "Need any help getting the troves of swag back to the house?"

"Uh . . . well, I'm working my way through quite a bit of trash that must be gotten past in order to reach the lower levels of deposit where anciently placed items—such as doubloons, pieces of eight and chests brimming with loot—were originally buried," I stalled lamely, trying for a nicely detached expression. "I expect to stumble upon a treasure cache anytime now."

"Hogwash!"

"How can you say that?"

"It's easy. Hogwash!"

Suddenly, in staring mutely at my feet, my eyes swept past the Locator, tilted so the search plate was partially exposed—and I saw a large, gleaming ring clinging to the magnetic plate. Swiftly I bent and picked it up, holding it before her face.

*"Just a piece of hogwash, dear!"*



"Wh-What's that?" she stammered.

"Just a little piece of *hogwash*, dear! Just a small sample of what the magnificent Kohler Loot Locator is *doing* while the world snickers and smirks." I polished the ring on my damp shirt. Made of thick gold, it was studded with diamonds glittering in the sunlight. Visions of

wealth beyond mine or the IRS's wildest dreams romped briefly through my head. I trembled with excitement, spilling hot coffee all over myself. "Now are you convinced that—"

"Podden me, buddy," said a booming voice just behind my right shoulder, "but that's my wife's ring you got there?"

I turned. He was King Kong in bermuda shorts and a gaudy shirt splashed with tropical fish on a background of garish crimson. The same guy I'd seen studying the water's edge a few moments earlier. He also looked tough enough to chew nails without his store-teeth and spit out their heads without bruising his gums. I smiled *intensely* up at him.

"Y-Your wife's r-ring, sir?" I chirped.

"Yeah, dat's right! She losted it out here a coupla days ago. We been looking fer it ever since, see?" He plucked the gem-encrusted ring from my fingers just as deftly as I could have taken candy from a baby. Now I knew how babies feel when somebody puts the snatch on their goodies. "Sure was nice of you to find it for us!"

"M-My pleasure," I lied manfully.

"Don't suppose you'd take a modest reward for finding a ring that means quite a bunch to my little woman, would'ja, buddy?"

"Of course not!" Mouthy chimed nobly from the car. "My husband wouldn't *dream* of accepting money for having accidentally found your wife's lovely piece of jewelry!"

For a tenth of a second I think I understood why some husbands are entirely capable of sending their wives to a better world slightly ahead of divine schedule. I nodded, my face probably a mixture of emotions—greed—disappointment—false cheer—anguish. The works, simultaneously.

"N-No reward, th-thanks," I croaked.

"Hey, that's a purty tricky little chun-ka stuff you got there!" King Kong squatted, running a hairy hand admiringly over the Locator. "Does it *work*?"

"Does a chicken have lips?" I said bitterly.

"Huh?"

"It found your wife's ring, didn't it?"

"Hey, *yeah!* Dat's right, it *did!*" He pondered the truth of this fact for a few seconds. Then, rising to his full eight feet of towering flab once more, he jerked

a beefy thumb at the Locator. "I wanny *buy* it, buddy. How much ya want fer it?"

I hesitated, waiting for Mouthy to assure this character that I was also morally above business transactions but she remained silent. He misinterpreted by pause.

"Bet ya made the thingie yourself, huh?"

"Right!" I bit the word out, holding my chin high.

He named a sum that would comfortably purchase a *Heathkit* Color TV, a middling heap of Hewlett-Packard test equipment and still leave enough to take a mouthy wife to dinner at the best restaurant. Furthermore, he reeled it over in cash and I took it like a man getting rich in a dream.

"You sure this thingie works good?" he asked, turning to leave. "We lose a lotta stuff in the sand, going around the world and seeing all them beaches, ya know!"

My fist tightened about the sheaf of bills it held. There're only two things I love better than electronics. One of them

was keeping her yap shut. I was holding the other.

"That precision handcrafted instru-you just bought, sir," I assured him in a confident tone common to solvent men, "is so sensitive that it'll detect a germ with iron-rich blood!"

He departed, happy.

I got into the car, counting the bills with a reverence bordering on an ill-concealed mania. "Did that little old Locator ever find the loot or did it ever find the loot?" I babbled. "I no longer hear you chuckling with glee, kid."

"Y-you *pirate!*" she accused.

"The gentleman set the price."

"Talk about *piracy!*"

"Listen, sister," I said tartly. "Have you ever heard of pioneering?"

"Sure I have. Why?"

"Well, what you've just witnessed was a tidy example of another somewhat romantic endeavor along the same line as pioneering."

"What's that?"

"*Buck-aneering, baby!*"

And this time I dissolved into merry laughter.

-30-



"Bet ya made the thingie yourself, huh?"



BY NICK ROBERTS


YES, MY CAR DOES HAVE SEAT BELTS. WHY?



AND THAT'S THE LAST TIME WE GIVE THE KIDS TAFFY ON A TRIP.




OH LOOK, MABEL! ISN'T THAT TINY TIM?



WELCOME TO THE SUNNYVALE NUDIST RANCH.




WHEN THAT FARMER SAID TO "FOLLOW THE CREEK", I THINK HE MEANT THE ROAD NEAR THE CREEK.



SURE I HEARD THEY CAME DOWN HERE, BUT I NEVER EXPECTED TO SEE ONE.



ARE THESE REST AREAS ALWAYS THIS CROWDED?



NRR

# your own private OWL



AUTOMATIC "OUTSIDE WELCOME LIGHT"  
TO GREET YOU AND YOUR FRIENDS

BY JAMES A. ARCHER

**P**UT AN OWL in your driveway! Not an owl that goes "who" at you but an OWL (Outside Welcome Light) that turns on the front- or back-porch light when you pull the car into the driveway and turns it off again after you're safely in the house. That way you don't have to stumble over the kid's toys on the porch steps or fumble for your keys in the dark.

The OWL will also greet a visitor when he turns his car into your driveway and the system can even be hooked up to your front doorbell to turn on the light when the bell is pushed.

The system is activated when the photocell, mounted near the driveway is momentarily illuminated by the headlights of a car. It is designed to respond only to a sudden increase in light—and is not activated by daylight.

The principal components in the OWL are a resistor photocell, an SCR, two relays and a unijunction timing circuit. The device is relatively easy to construct and should cost no more than \$25.

**Construction.** The system is in two major sections: a control circuit and a power supply. Each is housed in a 3" × 4" × 5" metal enclosure, although any other method of packaging can be used

(both circuits can be placed in one large package, for instance). The control circuit is shown in Fig. 1. When wired point-to-point on a perf board, it is as shown in Fig. 2. Resistor  $R_1$  determines the sensitivity of the overall system, and its value is selected to suit the particular installation. A good value to start with is 10,000 ohms. Once the circuit has been wired and checked for possible wiring errors, the perf board is mounted in its chassis with spacers at each corner. A seven-terminal barrier strip can be used to make connections to the external circuits.

Power relay  $K_2$  is usually mounted close to the point where the power is actually to be switched. Put it in a small metal enclosure and connect its coil to the control circuit as shown in Fig. 1.

The schematic of the power-supply circuit is shown in Fig. 3. Also shown are the optional circuit for the doorchime system and its associated components. The outputs of the power supply are 20 and 15 volts d.c. The former is used by the control circuit; the latter by the chime coils. If you are not using the doorchime arrangement, do not use  $D_3$ ,  $D_4$ ,  $R_1$ , and  $C_2$  in the power supply. Diode  $D_3$  can also be eliminated from the

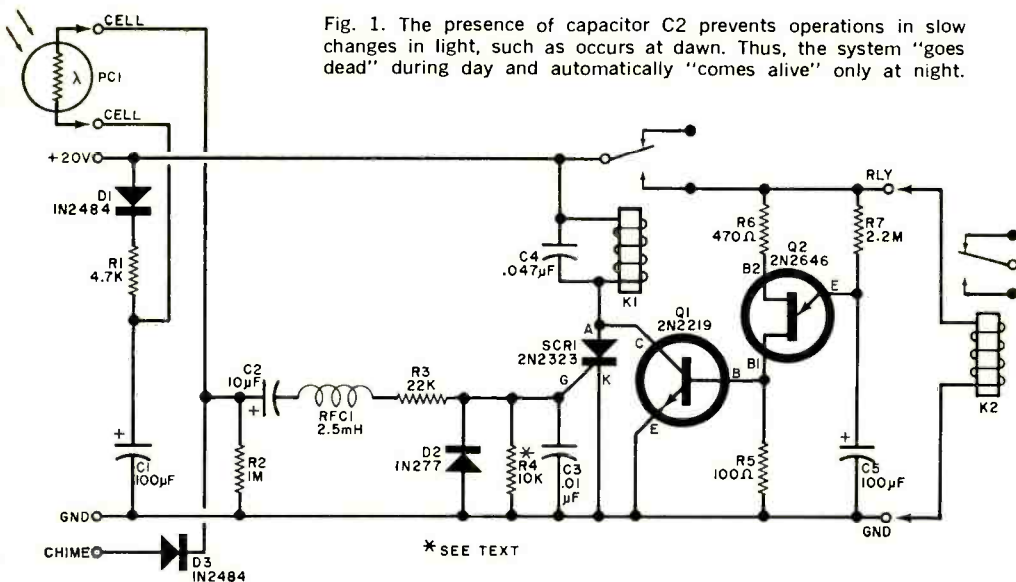


Fig. 1. The presence of capacitor C2 prevents operations in slow changes in light, such as occurs at dawn. Thus, the system "goes dead" during day and automatically "comes alive" only at night.

### PARTS LIST

C1, C5—100- $\mu$ F, 25-volt electrolytic capacitor  
 C2—10- $\mu$ F, 25-volt electrolytic capacitor  
 C3—0.01- $\mu$ F, 25-volt capacitor  
 C4—0.047- $\mu$ F, 25-volt capacitor  
 D1, D3—1N2484 diode  
 D2—1N277 diode  
 K1—24-volt d.c. coil, single-pole relay  
 K2—10-ampere, 24-volt d.c. coil, enclosed relay  
 (Knight KN115-1C-24D or similar)  
 PC1—Cadmium-sulphide photocell (Lafayette 10T2101 or similar)  
 Q1—2N2219 transistor  
 Q2—2N2646 unijunction transistor

R1—4700-ohm  
 R2—1-megohm  
 R3—22,000-ohm  
 R4—10,000-ohm (see text)  
 R5—100-ohm  
 R6—470-ohm  
 R7—2.2-megohm  
 RFC1—2.5-mH r.f. choke  
 SCR1—2N2323 silicon controlled rectifier

All resistors  
 $\frac{1}{2}$ -watt

Misc.—3" x 4" x 5" metal enclosure; 7-terminal barrier strip (or similar); 7-pin tube socket for K1; spacers; mounting hardware; small, clear plastic medicine (pill) bottle; clear potting compound; length of weatherproof twin-conductor cable; pipe (optional); 22,000-ohm resistor (optional shunt); etc.

control circuit. Figure 4 shows the layout that the author used for the power supply.

If you are using the doorchime option, remove the low-voltage transformer from the case in which the chimes are located. The low-voltage for the chimes is taken from T1 in the power supply. Mount D3, D4, R1, and C2 on a terminal strip within the chime case. Use a multi-contact barrier strip to make connections to the external circuit.

The photocell can be mounted in any place where it will catch the direct beam of the car headlights. This may be indoors or outside; but if it is to be mounted outside, the photocell must be made weatherproof. To accomplish this, connect a piece of heavy-duty outdoor cable to the control-circuit chassis and cut the cable long enough to reach the mounted


position of the photocell. Carefully strip and solder the outside ends of the cable to the photocell. Insulate the soldered connections with electrical tape.

To protect the photocell completely, it must be encased in a transparent mold, but this is not as difficult as it seems. Start with a small plastic pill bottle. If the bottom of the bottle is less than  $\frac{1}{4}$ " thick and reasonably transparent, seat the sensitive surface of the photocell on the bottom inside of the bottle. Fill the tube with epoxy glue or other transparent potting compound. Of course, any other type of mold can be used—just make sure that not more than  $\frac{1}{4}$ " of the transparent potting compound covers the sensitive surface of the photocell. Otherwise, light sensitivity may be hampered.

The outside of the finished mold can be painted black (or any other dark col-



Fig. 2. Though the author used perf-board construction with layout shown, most any construction technique is sufficient.



or) to reduce light pickup from the sides. If the cell must be highly directional, the mold can be mounted at the end of an open length of pipe or tubing so that the pipe can be aimed in the desired direction. Be sure the potting compound covers an inch or two of the cable to make a good weatherproof seal.

When the entire system has been checked out for possible wiring errors, connect it together as shown in Fig. 5. This diagram also shows two ways of connecting *K2* to existing wiring for the outside light. All external electrical wiring must conform to your local electrical codes.

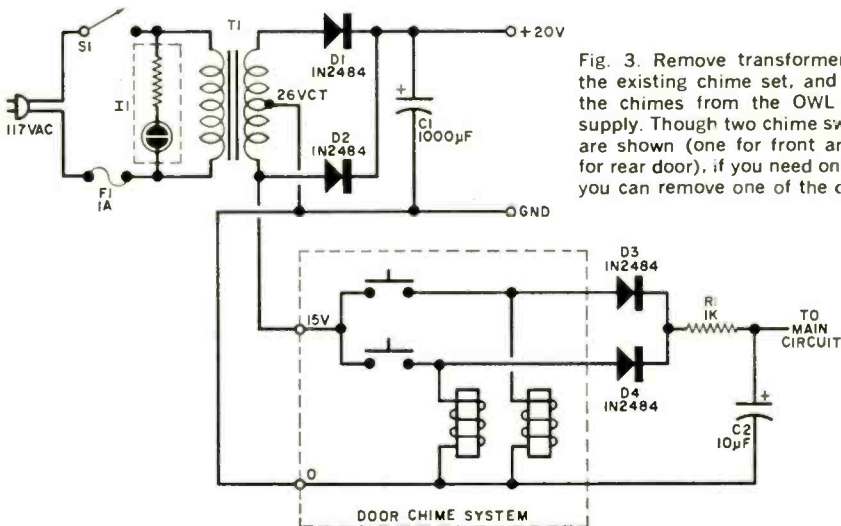


Fig. 3. Remove transformer from the existing chime set, and power the chimes from the OWL power supply. Though two chime switches are shown (one for front and one for rear door), if you need only one, you can remove one of the diodes.

### PARTS LIST

- C1—1000- $\mu$ F, 25-volt electrolytic capacitor
- C2—10- $\mu$ F, 25-volt electrolytic capacitor
- D1-D4—1N2484 diode
- F1—1-ampere fuse and holder
- I1—117-volt neon lamp assembly (optional)

- R1—1000-ohm,  $\frac{1}{2}$ -watt resistor
- S1—S.p.s.t. switch
- T1—Power transformer, 26.8-volt, 1-ampere secondary (Triad F-40X or similar)
- Misc.—Doorchime assembly (internal low voltage transformer removed, see text); suitable metal enclosure for power supply; mounting hardware, 4-terminal barrier strip; etc.

**“He’s a good worker.  
I’d promote him  
right now if he had  
more education  
in electronics.”**



## **Could they be talking about you?**

You'll miss a lot of opportunities if you try to get along in the electronics industry without an advanced education. Many doors will be closed to you, and no amount of hard work will open them.

But you can build a rewarding career if you supplement your experience with specialized knowledge of one of the key areas of electronics. As a specialist, you will enjoy security, excellent pay, and the kind of future you want for yourself and your family.

Going back to school isn't easy for a man with a

full-time job and family obligations. But CREI Home Study Programs make it possible for you to get the additional education you need without attending classes. You study at home, at your own pace, on your own schedule. You study with the assurance that what you learn can be applied to the job immediately.

CREI Programs cover all important areas of electronics including communications, radar and sonar, even missile and spacecraft guidance. You're sure to find a program that fits your career objectives.



**NEW!**  
 Expanded coverage of solid state electronics including integrated circuits!

You're eligible for a CREI Program if you work in electronics and have a high school education. Our FREE book gives complete information. Mail postpaid card for your copy. If card is detached, use coupon at right or write: CREI, Dept. 1206H, 3224 16th St., N.W., Washington, D.C. 20010.



CREI, Home Study Division  
 McGraw-Hill Book Company  
 Dept. 1206H, 3224 Sixteenth Street, N.W.  
 Washington, D.C. 20010

Please send me FREE book describing CREI Programs. I am employed in electronics and have a high school education.

NAME \_\_\_\_\_ AGE \_\_\_\_\_

ADDRESS \_\_\_\_\_

CITY \_\_\_\_\_ STATE \_\_\_\_\_ ZIP CODE \_\_\_\_\_

EMPLOYED BY \_\_\_\_\_

TYPE OF PRESENT WORK \_\_\_\_\_  G.I. BILL

- I am interested in  Electronic Engineering Technology  
 Space Electronics  Nuclear Engineering Technology  
 **NEW!** Digital Communications

**APPROVED FOR TRAINING UNDER NEW G.I. BILL**




Fig. 4. The power supply can be built in one end of the chassis and made compact.

**Testing and Use.** Before making any tests, it is suggested that  $R7$  (2.2 megohms) of the control circuit be shunted by a 22,000-ohm resistor to speed up the response time of the system. This temporary modification reduces the normal 5-minute response time to a few seconds.

With the system hooked up and connected to a power source, connect a conventional lighting fixture to the contacts of  $K2$  as shown in Fig. 5. The light should be off. Place the palm of your

hand over the sensitive surface of the photocell and aim the photocell toward a source of light. When you remove your hand, the relay should be energized and the light should come on. The light should remain on for a few seconds and then automatically turn off, even if the photocell is still exposed to the ambient light. If the circuit works properly under these conditions, remove the temporary resistor across  $R7$  to restore the 5-minute delay.

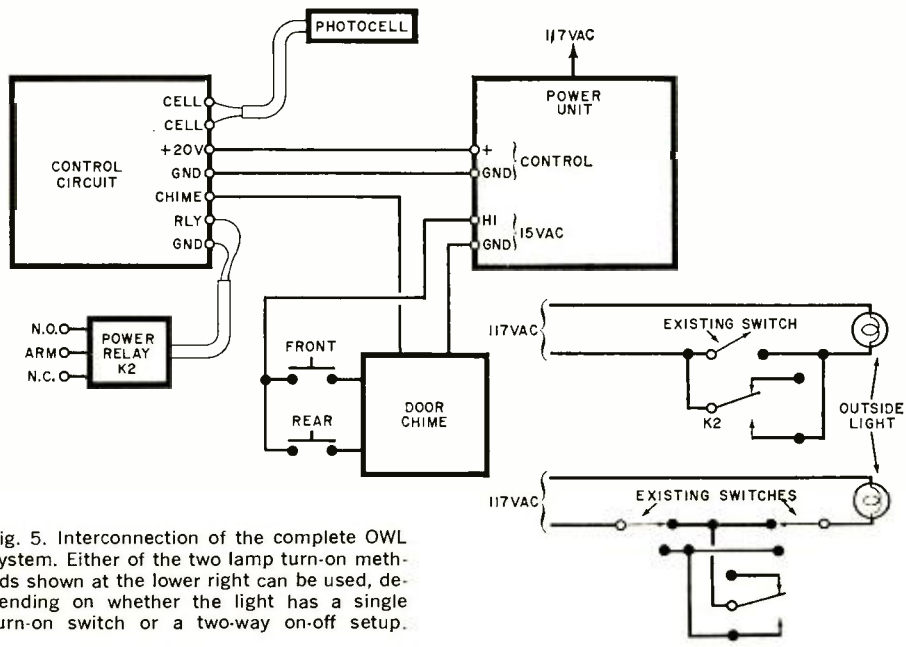


Fig. 5. Interconnection of the complete OWL system. Either of the two lamp turn-on methods shown at the lower right can be used, depending on whether the light has a single turn-on switch or a two-way on-off setup.

## HOW IT WORKS

Photocell *PC1* and resistor *R2* are connected together to form a voltage divider. The photocell is a light-sensitive variable resistor whose resistance changes from about 15 megohms when it is in total darkness to less than 1000 ohms when it is exposed to a bright light. As a result, the voltage applied to *C2* ranges from 1.5 volts when *PC1* is in darkness to about 22 volts when *PC1* is in bright light. Capacitor *C2* blocks the steady-state d.c. from the rest of the circuit so that, under normal conditions, there is no gate signal on *SCR1*.

When *PC1* is abruptly illuminated, the voltage on *C2* rises sharply and is applied to the gate of *SCR1* as a positive going pulse. The SCR is turned on by the pulse and relay *K1* is energized. When *K1* is energized, power is supplied to energize *K2*, whose contacts can carry the current required by the outside light, and to the timing

circuit consisting of *Q1* and *Q2*. The emitter circuit of *Q2*, a unijunction transistor, takes about five minutes to charge up to the point where *Q2* fires. Once *Q2* fires, the drop across *R5* turns on *Q1*. With *Q1* conducting, the drop across the SCR is lowered and the SCR is turned off and relay *K1* is de-energized.

Diode *D1*, resistor *R2*, and capacitor *C1* form a decoupling network to prevent accidental triggering from power line transients. R.f. choke *RFC1* and capacitor *C3* prevent false triggering by r.f. interference. Diode *D5* shunts negative-going pulses, while *R3* and *R4* determine circuit sensitivity.

Activation of the doorchime system is essentially similar, in that a voltage pulse is applied to *C2* from the chime circuit rather than from the photocell circuit. When the doorchime circuit is activated during the daytime, the voltage at *C2* is already high due to the low resistance of the photocell so no voltage pulse can occur and the system remains off.

Retest the system. Now the light should remain on for five minutes or so before switching off.

Install the photocell where it can "see" an automobile headlight as the car comes up your driveway. Make sure that it cannot see any random headlights due to traffic in the street. Install the electronics

in a protected area where they won't get wet and connect the photo cell to the circuit using the weatherproof cable.

If you find that the system needs more sensitivity (depending on your car's headlights and the location) increase the value of *R4* in the control circuit. If the system is too sensitive, decrease *R4*. —30—


# NO MORE FUSES

BY NEIL JOHNSON

ONE CIRCUIT BREAKER,  
THREE CURRENT RANGES

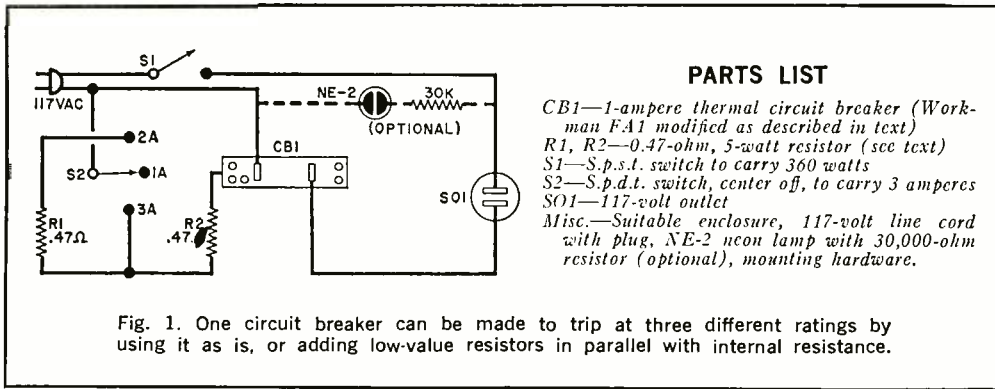
**T**O SAVE TIME and trouble, most electronics experimenters are turning to circuit breakers as substitutes for fuses. When a fuse blows, you have to hunt around for the correct replacement—it's easy to make a mistake, too, since different current ratings come in the same physical size. With a circuit breaker, all you have to do is push the reset button when the cause of trouble has been eliminated.

Circuit breakers do have one drawback. When you install one in your bench wir-



ing, it has one definite current rating. In working with instruments and equipment of different wattage ratings, you may be too far over or under the breaker rating. By adding a couple of lowcost resistors and a switch, you can now make a multi-current circuit breaker that can be preset for several ratings.

**Construction.** The heart of the circuit, as shown in Fig. 1, is the breaker, in this case a conventional 1-ampere thermal type used in many TV sets. The resis-



tance of the thermal portion of the breaker is 0.96 ohm. To increase its current carrying capability, a one-ohm resistor can be connected across the resistor part of the breaker. To increase the current rating even farther, a 1/2-ohm resistor can be connected across this portion.

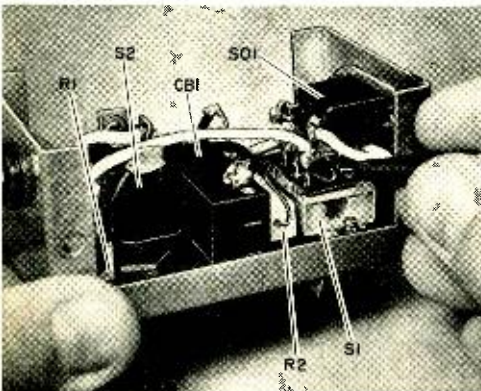
To make the necessary modifications to the circuit breaker, observe that on its back side, one end has two rivets and a soldering lug while the other end has only one rivet and a soldering lug. The modification is made at the end with two rivets. Looking at the end of the breaker adjacent to the two rivets, you will see a U-shaped cutout in the plastic. At the top of this channel is the end of a piece of metal (not to be confused with the metal front cover).

Using a large needle or the end of a small scribe, carefully clean the surface of this metal. Then tilt this end of the breaker down and tin the clean metal

area, being careful not to overheat the breaker (use a 40- to 60-watt iron or gun). Prepare a small piece of wire by stripping off 1/4" of insulation and tinning the exposed wire. Form the tinned end of the wire into a small loop and sweat solder it to the previously prepared metal piece on the breaker. Do not apply too much solder to this joint since it could act as a thermal sink.

As shown in the photographs, the author mounted the circuit breaker in a small metal enclosure, though any other mounting method can be used. Mount the on-off switch *S1*, circuit breaker *CB1*, current-selector switch *S2*, and power outlet socket *SO1* as desired. If you want a "power on" indicator, connect an NE-2 neon lamp and a 30,000-ohm resistor in series across the terminals of *SO1*.

The author used a pair of Workman model WT47 current limiting resistors for *R1* and *R2*. However, a pair of 1-ohm, 2-watt conventional resistors in parallel can be substituted for either one. Leave at least a 1/16" space around the resistors to avoid heat transfer to the breaker.



Inside view of the author's prototype. Make sure air can circulate between the power resistors (*R1* and *R2*) and heat-sensitive thermal circuit breaker.

**Operation.** In use, the modified breaker will open at either 1, 2, or 3 amperes, depending on the setting of the selector switch. These current ratings are roughly equivalent to 120, 240 and 360 watts, respectively and are suitable for most applications. The "carrying" capacity is approximately 65% of the break rating—or 75, 150, and 225 watts, respectively, on 117 volts a.c. If reactive loads are applied, don't be surprised if the breaker opens sooner than expected. This is due to high instantaneous currents—which, incidentally, will cause a fuse of the same rating to blow.

BY RONALD L. IVES

# Finding Parallel Resistances

USE KIRCHHOFF'S LAW  
TO SOLVE  
YOUR PROBLEMS

ONE OF THE QUESTIONS most commonly failed on employment examinations for electronics technicians deals with three or four unequal resistors in parallel. Although problems of this type can be solved directly by the use of Kirchhoff's Law, to which most, if not all, of the applicants have been exposed, there seems to be a big gap between what they learned and what they can do with it.

It appears that most technicians memorize one or more formulas for parallel resistance circuits but are not sure of their derivation. Consequently, they are stumped by any problem that doesn't fit the memorized formulas. In addition, most people are woefully inept at simple algebraic processes.

Since a clear, thorough derivation of formulas for computing the effective resistance of a parallel system is not always readily available from a textbook, it is no wonder that many people cannot work these problems. Apparently, a review is in order.

## KIRCHHOFF'S LAW

Kirchhoff's Law is generally given in the form of two statements relating to electric networks carrying steady currents.

The first states that, when conductors forming part of a network meet at one point, the sum of the currents flowing into the point is equal to the sum of the currents flowing out of it.

The second states that, starting at any such junction in a network and following any succession of the conductors (in either direction) which form a closed path, the algebraic sum of the products formed by multiplying the resistance of each conductor by the current through it is equal to the algebraic sum of the electromotive forces (voltage sources) encountered in the circuit.

Equations (1) and (2) in this article can be derived directly from these two statements, keeping in mind also the linear relationship between voltage, current, and resistance as stated in Ohm's Law:  $E = IR$ .

**Fundamental Relations.** When a number of conductors (resistances) are connected in parallel, the conductance of the system is the sum of the conductances of the individual elements. This statement is not only logically correct, it can be readily verified by experiment.

Thus, if the conductance of a system (in mhos) is  $G$  and the conductances of the individual elements are  $G_1, G_2, G_3, \dots, G_n$ , then

$$G = G_1 + G_2 + G_3 + \dots + G_n \quad (1)$$

the equation being extendable to any finite number of parallel conductors.

Since it is customary to compute circuit characteristics in terms of resistance rather than conductance, it is desirable to convert Eq (1) to resistance terms, which are the inverse of conductance terms. Thus

$$\frac{1}{R} = \frac{1}{R_1} + \frac{1}{R_2} + \frac{1}{R_3} + \dots + \frac{1}{R_n} \quad (2)$$

**Algebraic Simplification.** Equation (2) can be derived directly from Kirchhoff's Law and it is the basic starting place for any resistance calculations. Of course, it is not easy to use in its present form—adding fractions is one of the first pitfalls in simple mathematics.

To use Eq (2), then, we must perform some algebraic simplifications. First, we replace  $R_1, R_2, R_3, \dots, R_n$  with  $a, b, c, \dots, n$ . Then

$$\frac{1}{R} = \frac{1}{a} + \frac{1}{b} + \frac{1}{c} + \dots + \frac{1}{n} \quad (3)$$

Second, to reduce the problem to an example rather than considering the general case, we will limit our considerations to a system containing only five components ( $a, b, c, d$ , and  $e$ ).

Normally, the final answer desired is  $R$  not  $1/R$  so it is necessary to clear the fractions in Eq (3). This is done by multiplying each term by the same factor—the factor being the product of all of the denominators in the equation:  $Rabcde$ . Multiplying Eq (3) by this factor,

$$\frac{Rabcde}{R} = \frac{Rabcde}{a} + \frac{Rabcde}{b} + \frac{Rabcde}{c} + \frac{Rabcde}{d} + \frac{Rabcde}{e} \quad (4)$$

This can be simplified immediately by

cancelling like terms in the numerators and denominators.

$$abcde = Rbcde + Racde + Rabde + Rabce + Rabcd \quad (5)$$

Since each term on the right side of Eq (5) contains  $R$ , it can be factored out to give

$$abcde = R(bcde + acde + abde + abce + abcd) \quad (6)$$

Finally, by dividing both sides of Eq (6) by the terms in parentheses and transposing, we have

$$R = abcde / (bcde + acde + abde + abce + abcd) \quad (7)$$

This is the working equation for a system of five parallel resistive components. By using the same procedure, we can determine equivalent equations for systems with four, three, and two parallel elements.

$$R = abcd / (bcd + acd + abd + abc) \quad (8)$$

$$R = abc / (bc + ac + ab) \quad (9)$$

$$R = ab / (a + b) \quad (10)$$

Equation (10) is the familiar "handbook" formula for two resistors in parallel.

**Identical Resistors.** When all resistors are equal, the formula for  $n$  equal resistors in parallel ( $n$  being any finite number) is

$$R = a^n / na^{n-1} = a/n \quad (11)$$

where  $a$  is the resistance of a single element and  $n$  is the number of elements.

**The Shunt Problem.** Another variation of the parallel resistance problem is that in which a shunt resistance is to be found. Needed is a resistance of value  $R$ . Available is a larger resistor of value  $a$ . What is the value of the shunt  $b$  to be placed across  $a$  to give  $R$ ?

First multiply both sides of Eq (10) by  $a + b$ .

$$Ra + Rb = ab \quad (12)$$

Subtract  $Rb$  from both sides

$$Ra = ab - Rb \quad (13)$$

Factor the right side of the equation.

$$Ra = b(a - R) \quad (14)$$

Divide both sides by  $a - R$  and transpose.

$$b = Ra / (a - R) \quad (15)$$

Equations (10), (11) and (15) are used frequently in shop and laboratory practice. All of them are derived by simple algebraic manipulation from the basic relationships set forth in Kirchhoff's Law.





# PRINTED CIRCUITS

## PATH OF LEAST RESIST(ance)

SOMETIMES THE SIMPLEST AND MOST DIRECT APPROACH  
IS THE BEST

BY ROY HARTKOPF

**I**F YOU WANT to make your own printed circuit board, you can follow one of two procedures: (1) photocopy the foil pattern from an exact printed reproduction, or (2) create your own foil pattern following a schematic diagram. The first method is usually the more reliable (see "Making PC Boards from the Printed Page," POPULAR ELECTRONICS, October 1968), but the second is the more popular. The reasons for this paradox are that many are frightened off by the quasi-photographic techniques involved in copying somebody else's pattern and many like the idea of laying out their own patterns—thus strengthening the feeling of achievement. Unfortunately, most homemade patterns wind up hopelessly complicated and the troubles encountered in getting a satisfactory result are countless.

It can be done, however, and, if you want to make your own patterns, here are some useful hints and directions that will cut your problems in half and may insure a more accurate, useful board.

**Making the Template.** Having decided on the circuit you want to build, gather all of the components that are to be mounted on the printed circuit board. Lay the components, one at a time, on a clear, stiff plastic sheet and mark on the sheet the locations of the leads and, if necessary, mounting holes. Drill the required holes through the plastic. Then insert the components just as you would on a PC board. Use some form of marking pen to outline the area around and between the holes occupied by the components. Identify the components with their circuit designations (C1, R1, etc.). You can also identify them by type ( $\frac{1}{2}$ -watt resistor, disc capacitor, etc.) for future use. Once this template has been fabricated, lay it to one side.

**Circuit Arrangement.** You have probably noticed that most schematic diagrams have some sort of order to their arrangement. That is, in most cases, inputs are on the left, outputs on the right, d.c. supply voltage at the top, and ground at

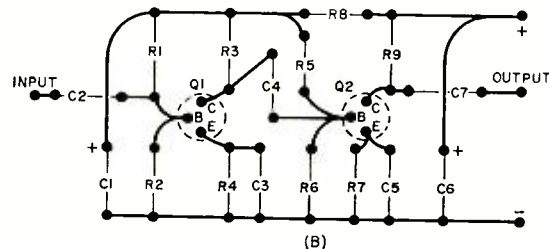
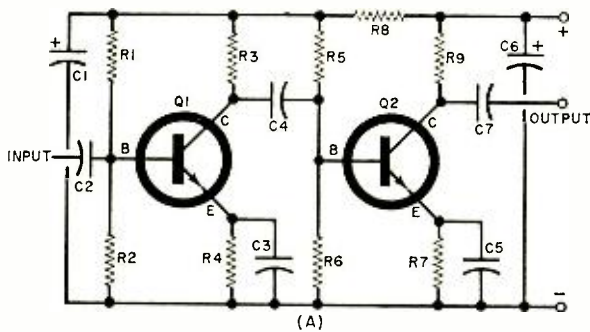


Fig. 1. Taking a close look at layout of a well-drawn schematic (A) will, in many cases, show the easiest way to create a printed circuit pattern (B). Note how some components (C1 and C6 here) can be "juggled" to fit without interference. Though the example is simple, the same reasoning can be applied to more complex circuits.

the bottom. Thus, a well planned schematic can, in nine times out of ten, serve as the actual basis for the foil pattern. The schematic and preliminary foil pattern in Fig. 1 show the direct correlation between the two.

Start your component layout on a clean sheet of paper, using the schematic for approximate location and the plastic template to get the correct component sizes. The template shows how much room is required for each component and where the lead holes have to be. To make the final PC board as compact as possible, keep the components as close together as possible without letting them actually touch. Once the location of a component has been decided, use a sharp pencil to mark the lead holes through the holes in the plastic template. Then outline the component perimeter lightly.

When most of the components have been laid out, remove the plastic template and join the marks for the lead holes together in accordance with the schematic. The lines you draw will eventually form the copper foil pattern. By careful planning, you will find that most odd leads can be routed between other component lead holes. Remember that

the components will be on the opposite side of the board from the foil so you have more room than is apparent.

In the event that it is impossible to route a foil lead from one point to another, terminate the two ends at convenient points and run an insulated jumper wire on the component side to make the complete connection. Do not run jumpers under components and remember that you can move the jumper holes around to make things as convenient as possible. Sometimes, you may have to juggle the components around a little, but with practice, you'll find that it is really easy to lay out a foil pattern.

**Transferring the Pattern.** Cut a piece of copper-coated board to the required physical size, leaving a border for mounting purposes. Clean the copper surface thoroughly using kitchen cleanser and a little water. Rinse and dry the board, using a lint-free cloth. After cleaning, always handle the board by the edges to avoid the collection of normal hand oils that may interfere with the etching process.

Place the paper layout over the board,  
(Continued on page 96)

# The Stereo Scene

by Charles Lincoln

## CASSETTES: NOT EITHER/OR, BUT AND!

**T**HE PEOPLE who promote tape recording as a home-entertainment medium have never been satisfied with the dent in the marketplace that tape has made since it was introduced about 20 years ago. Tape gave the recording and film industries a newfound freedom. And the ordinary mortal such as you or I could record and edit material in his own home without learning the skills of a machinist.

But that wasn't enough. Starting in the mid-1950's, tape has tried to compete with disc records as "the" medium for commercially packaged music. The battle was an uneven one from the start and the odds are still weighted in favor of discs. For packaged music, tape has a few serious disadvantages that overshadow its advantages. Notably, tape costs more than a disc for the same program length; and finding a particular selection among the half a dozen or so on one track is more difficult than locating a selected band on a disc. The tape user also has "fumbling" problems and, to some extent, open-reel tape is best suited for use by people with nimble fingers.

In addition, there are technical problems involved in the quantity duplication of tapes, resulting in poorer audio quality than the best available from discs. Last, but not least, a boxed 7" reel of tape is heavier and somewhat bulkier than a 12" long-playing record in its jacket. (For the same content, a tape measures roughly 25 cu in. and weighs almost a pound, while the disc is less than 20 cu in. and about 8 ounces.)

With all that against it, what is the appeal of tape? The principal one is that reel-to-reel commercially recorded tapes are not as vulnerable as discs are to dust, dirt, and scratches. There is less trouble with pops, clicks and crackle. The playing life of a tape, with minimum care in handling and occasional demagnetization of the tape heads, is indefinitely long. *But* the playing

life of a disc, kept clean and played with a good stylus and cartridge with a 2-gram (or lower) tracking force is also extremely long. In fact, you will probably get tired of the record before it wears out.

**Enter the Cassette.** In 1964, Phillips, the Netherlands-based electronics firm, introduced a tape recording and playback system that overcame many of the disadvantages of tape. The tape was contained in a small functional package called a *cassette*, measuring 4" x 2" x 3/8". Tape, cassette and all, simply snapped into the record/playback machine. The tape was 0.150" wide (a little more than 1/8") and moved at 1 7/8 in./s.

At first, because of the limited audio quality, the cassette system was recommended for dictation and similar applications where fidelity was not the main objective. The machines were designed for two-track mon-



The Bell & Howell 337 cassette tape changer is a stereo system which stores and plays six cassettes automatically. The price complete is only \$269.95.

aural operation, and one could (and still can) get up to 2 hours of recording time (1 hour per track).

The cassette is a superbly ingenious piece of engineering. With improved tape-head design, it became possible to record four tracks instead of two; and so the stereo cassette evolved, still offering the same program length as the mono cassette. The stereo cassette occupies only about 7 cu in. and weighs only a few ounces, thus virtually eliminating the user's size and weight objections to tape.

**What About Fidelity?** Well, that's still the limitation. Even with the finest playback heads and the best duplicating techniques, the upper frequency limit at the tape speed of  $1\frac{7}{8}$  in./s is between 10,000 and 12,000 Hz, compared to 15,000 to 20,000 Hz for many discs and the best open-reel tapes. Signal-to-noise ratio is limited to about 45 dB, which is comparable to good AM radio reception, but far short of good FM (65 dB). Distortion tends to run somewhat higher than on the other media, especially at high frequencies.

Still, except in direct A/B comparison with discs or top-quality open-reel tapes, the stereo cassettes sound remarkably good, and their convenience and compactness make them very attractive.

Stereo cassettes are, in general, still about 25% more expensive than discs with comparable program material and playing time, and the variety of music available is sorely limited. So far, only certain cassette models include a means of locating a particular selection. Without this feature the cassette is less convenient than even an open-reel tape machine.




Priced at \$139.50, the TEAC A-20 cassette deck has wow and flutter less than 0.2%, frequency range of 60 to 1,000 Hz, and signal-to-noise ratio of 45 dB.

**Cassettes in Proper Perspective.** Each of the various sound-recording and reproducing media has its own peculiar advantages and drawbacks. It's a curious characteristic of American culture that, when something new comes along, it is expected to conquer and replace all that went before. We tend to see competition in terms of a struggle for absolute supremacy.

"Is tape better than a disc?" "Is a stereo receiver better than individual units?" "Is a ceramic cartridge better than a magnetic unit?" These are silly questions. There is no reason why two or more ways of doing something can't exist peaceably side-by-side forever. Sometimes a new development does deservedly supersede an older technique. For example, there is no good reason for designing new audio equipment with tubes. Transistors are simply superior in every way. But this is the exception, not the rule.

Tape has unquestioned advantages over discs *in certain areas*, which accounts for its complete acceptance for all original record-



At the rear of each blank tape cassette is a plastic tab. When the tab is in place, the erase-record function of the cassette recorder cannot be operated. Snapping out the tab will disable the interlock. If you should change your mind about this feature, you can cover the hole with a small piece of masking tape.



Cassettes are smaller than cartridges and easier to store. Most of the experts are of the opinion that the cassette has a brighter future than cartridge and reels.

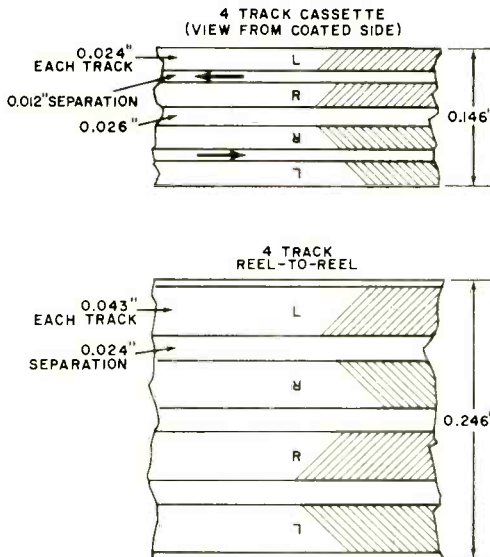
ing, whether the final form of the recording is disc, tape, or a film soundtrack. Its mechanical convenience, the ease with which synchronized multiple tracks can be recorded, the fact that it can be erased and re-used, and, most of all, the simplicity of editing by physically cutting and splicing have put tape in a place all its own. For

someone who wants to do original recording, especially if he wants to edit his material, there is nothing like the open-reel tape. But for someone who wants to purchase commercially recorded material in the widest possible variety with the best available fidelity and at the lowest cost, the disc record is still unsurpassed—and probably will remain so for a good many years. The universality of record-playing equipment assures that—if nothing else.

The cassette falls somewhere in between. There are areas where it is better than anything else around: providing background music while you walk or drive and recording interviews, conferences, speeches or other spoken material with good fidelity, marvelous convenience and notable economy—are two examples. Several radio stations and broadcast program services use cassette recorders extensively for on-the-spot coverage of news events or spur-of-the-moment interviews when it isn't practical to lure the subject into a recording studio. The raw material on cassettes is then dubbed off onto conventional  $\frac{1}{4}$ " tape for editing and the cassettes are erased and re-used.

It is not practical to edit cassette tape directly. Many cassettes cannot even be opened without damage, but even when they can, the tape is thin and narrow and difficult to handle. The spools inside the cassette have no flanges, and once the halves of the cassette are separated, the tape can too easily spiral off one of the spools until you have a hopeless tangle. Also, the  $1\frac{1}{8}$  in./s speed makes any but the simplest editing difficult because the "sounds" are crammed tightly together. If you want to edit what you record, do it on conventional open-reel  $\frac{1}{4}$ " tape, preferably at  $7\frac{1}{2}$  in./s.


Besides the battery-powered mono cassette recorders, there are now quite a few



Magnetic tape used in cassettes is substantially narrower than tape in cartridges or on reels. Note the track arrangement. In the cassette, the left and right tracks are side by side, but in a cartridge, they are separated by a reverse track. This means that a cassette with a stereo recording can be played back in mono on a 2-track cassette player. A 4- or 8-track cartridge cannot be played on a 2- or 4-track player without hopelessly mixing signals. Purists downgrade the cassette because narrow tracks raise signal-to-noise ratio.

machines that record four-track stereo cassettes. Many "compact" audio systems include cassette facilities. This partly solves the problem of a limited variety of commercially packaged music. If you have a stereo cassette player in your car, you can record any disc or radio program on a cassette at home and then listen to it while you travel. Cassettes, incidentally, can be bulk-erased as easily as open-reel magnetic tape.

One inherent limitation in the cassette system is that it must use a combination record-playback head. (The degree of miniaturization of the design simply does not permit enough space for separate heads.) This not only limits top-end frequency response and signal-to-noise ratio, but also makes it impossible to monitor from the



Harman-Kardon's CAD-4 cassette deck with preamplifier records and plays back with a frequency response of  $\pm 2$  dB from 50 to 12,000 Hz. High-level sensitivity is 200 mA; low-level, 0.2 mV. Output is 0.8 V r.m.s. With 2 VU meters. Price is \$179.50.

playback head while recording or to produce echo effects. For these reasons, cassettes will not supplant open-reel tape for serious recording.

There is no question that the cassette system is a brilliant contribution to the audio scene, but it must be considered on its merits, taking account of its own advantages and disadvantages. It *supplements* discs and open-reel tapes, but it won't replace them.

You may be wondering why we have said nothing about any of the "cartridge" tape systems. There is one good reason for this—cartridge systems are, at the moment, inferior to cassettes, discs and open-reel tape when all the factors of price, convenience, reliability and variety are considered.

So the word is: if you feel you can use cassettes to good advantage, by all means equip yourself to play them—and preferably to record them as well—but don't sell your turntable and/or tape recorder. Cassettes are good, but they won't make the other major media obsolete. -30-

### CASSETTE RECORDERS

AIWA TP 728, <b>MP</b>	\$ 69.95
Allied 1150, <b>MP</b>	89.95
Ampex Micro 50, <b>SD</b>	139.00
Ampex Micro 88, <b>SPY</b>	199.00
Bell & Howell 295, <b>MP</b>	99.95
Bell & Howell 326, <b>SD</b>	139.95
Bell & Howell 337, <b>SY</b>	269.95
Blaupunkt 100, <b>MP</b>	110.50
Concertone 200S, <b>SY</b>	179.95
Concord F-50, <b>MP</b>	59.95
Concord F-98, <b>MP</b>	119.95
Concord F-400, <b>SP</b>	179.95
Craig 2603, <b>MP</b>	59.95
Craig 2703, <b>SY</b>	189.95
Crowncorder CTR 9450S, <b>MP</b>	69.95
Crowncorder CTR 9650S, <b>MP</b>	119.95
Fisher RC-70, <b>SD</b>	149.95
Grundig C-200, <b>MP</b>	99.95
Harman-Kardon CAD-4, <b>SD</b>	179.50
JVC Nivico 1600, <b>MP</b>	59.50
JVC Nivico 1700, <b>MP</b>	99.95
Lafayette RK-550, <b>SD</b>	119.95
Mercury 4450, <b>SD</b>	114.95
Mercury TR8700, <b>PSY</b>	159.95
Norelco 150, <b>MP</b>	64.95
Norelco 450, <b>SY</b>	199.95
Norelco 2401, <b>SY</b>	249.95
Panasonic RQ-204S, <b>MP</b>	49.95
Sony/Superscope TC-50, <b>MP</b>	125.00
Sony/Superscope TC-100, <b>MP</b>	99.50
Sony/Superscope 125, <b>SD</b>	129.50
Sony/Superscope 130, <b>SY</b>	229.50
TEAC A-20, <b>SD</b>	139.50
Telefunken 4001, <b>MP</b>	69.95
Wollensak 4200, <b>SD</b>	69.95

Bold-face letters after model number indicate significant features: **M**—mono, **S**—stereo, **D**—deck only, **P**—portable, **Y**—system (with amplifiers and speakers), **B**—playback only.

Circle No. 88 on Reader Service Page 15 or 95



The Fisher RC-70 cassette tape deck records and plays back with a frequency range of 30 to 12,000 Hz. It has separate VU meters for each channel and a digital counter with pushbutton reset for locating selections on the tape. Its price is \$149.50.

# Calculating Input and Output Impedances

SIMPLE METHOD GIVES  
ANSWERS WITHOUT  
COMPLICATED MATHEMATICS

**W**HEN YOU buy or build an audio amplifier, you are given values for most of the important characteristics. Unfortunately, input and output impedances are not usually included. To get the most out of any amplifier, you need to know its input impedance so that you can match it to the output impedance of the signal generating device (preamp, mike, tuner, etc.). Similarly, the amplifier's output impedance should match the input impedance of the load (loudspeaker, power amplifier, etc.).

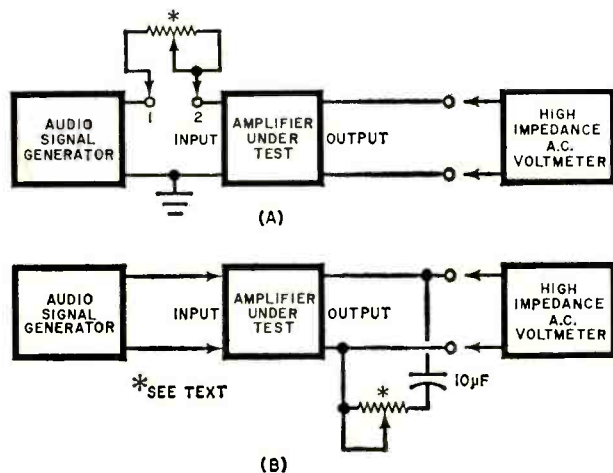
Means of determining input and output impedances are omitted in most cases because they involve complicated mathematics and sophisticated measurement techniques. Here is an impedance measuring technique which is simple and easy to perform. Mathematics have been reduced to the bare essentials and the re-

sults, although not exact, are close enough for use by most electronics experimenters. The measurements can be made on either transistor or vacuum-tube amplifiers and they require the use of only an audio signal generator, a high-impedance a.c. voltmeter (VTVM or TVM), a potentiometer, and perhaps a capacitor.

**Input Impedance.** To measure input impedance, use the circuit shown at (A). The output level of the signal generator should be equivalent to the normal input of the amplifier and it should be set for a frequency of 1 kHz. The potentiometer should have a resistance of 10,000 to 25,000 ohms for a conventional bipolar transistor input and several megohms for a field-effect transistor or vacuum-tube input.

First, short out the potentiometer (terminals 1 and 2 in the diagram). Apply the recommended input to the amplifier from the signal generator and read the output on the voltmeter as closely as possible. Without disturbing the controls of the generator or the amplifier, remove the short from across the potentiometer. (Note that one end of the potentiometer is connected to the rotor.) Adjust the potentiometer until the voltmeter indicates exactly half the previous reading. Without disturbing the setting of the potentiometer, remove it from the circuit and measure its resistance from the open end to the rotor. This value very closely approximates the input im-

*(Continued on page 94)*

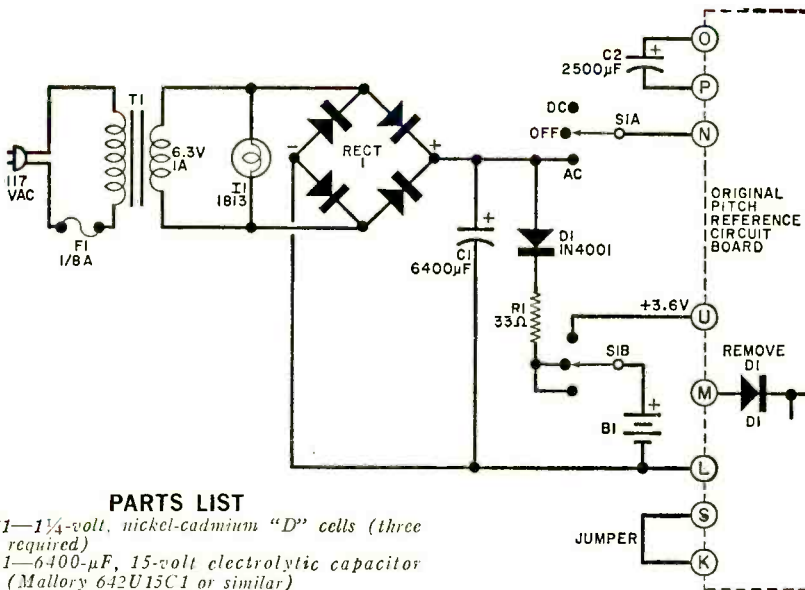


The upper circuit (A) is used to determine input impedance, while the lower circuit (B) is used for output impedance measurements. Although not exactly "on the head", system is accurate enough for most experimenters.

# Second-Guessing the "PITCH REFERENCE"

PORTABILITY MAKES IT  
EVEN MORE VERSATILE

BY EMERSON M. HOYT



## PARTS LIST

- B1—1¼-volt, nickel-cadmium "D" cells (three required)  
 C1—6400-µF, 15-volt electrolytic capacitor (Mallory 642U15C1 or similar)  
 C2—2500-µF, 15-volt electrolytic capacitor (Mallory 252U15A1 or similar)  
 D1—1N4001 diode (can be D1 of original Pitch Reference)  
 F1—½-A, 3 AG, slow-blow fuse  
 I1—¼-volt, 100-mA pilot light (GE 1813 or similar)  
 R1—33-ohm, 1-watt resistor  
 RECT1—Rectifier, four 1N4001, 1N2069, or similar  
 S1—Single-pole, three-position switch  
 T1—6.3-volt filament transformer

Fig. 1. The rectifier keeps the battery charged when the system is operating from commercial power line. Battery keeps the system operating when Pitch Reference is to be used remote from any 117-volt power source.

THE "Musical Pitch Reference" described in the September 1968 issue of POPULAR ELECTRONICS has proved to be quite effective in tuning most pianos and organs. However, this versatile instrument can be made more useful by the addition of a

self-contained, rechargeable battery so that it can be used in areas where commercial a.c. power is not available. A built-in charging circuit keeps the battery charged when the instrument is plugged into the a.c. line.



The battery and charger circuit is shown in Fig. 1. It includes the transformer, *T1*, that was in the original Pitch Reference, plus a pilot lamp to indicate when a.c. power is on (*I1*), a bridge rectifier (*RECT1*) that replaces the original single-diode rectifier, a filter capacitor

in series using short leads soldered to each cell. A new filter capacitor (*C1*) with a 15-volt rating is connected directly to the bridge rectifier output and a 2500- $\mu$ F, 15-volt electrolytic capacitor is connected between the O and P terminals of the PC board (positive side to O).

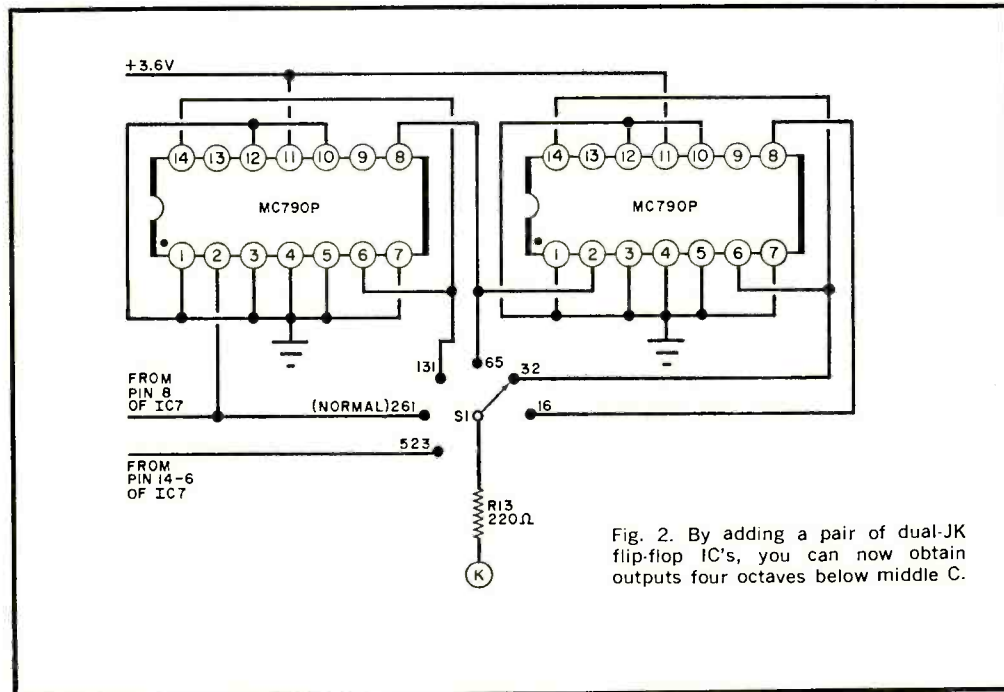


Fig. 2. By adding a pair of dual-JK flip-flop IC's, you can now obtain outputs four octaves below middle C.


(*C1*), a battery-charging diode (*D1*) with a current-limiting resistor (*R1*), a set of three 1¼-volt nickel-cadmium cells (*B1*) connected in series, and a three-position mode-selector switch (*S1*).

In the original equipment, it is necessary to remove *D1*, which can be reused as *D1* in the charging circuit, and capacitors *C3* and *C4*. Then remove the volume control *R14* and the power on/off switch *S2*. Connect a jumper between terminals S and K on the PC board. The volume control is removed to prevent accidental use of the battery with the volume turned way down. The power switch is unnecessary and the unit can be left turned on (AC position of *S1*) to keep the battery charged.

The new components can be installed within the original chassis and wired in accordance with Fig. 1. The three nickel-cadmium cells (*B1*) are connected

Once the batteries have been charged, keep *S1* off. When operation with a.c. power is required, place *S1* in the AC position. This also keeps the batteries charged up. The three 1¼-volt batteries will deliver between 3.6 and 3.75 volts and can operate the Pitch Reference for 3 to 4 hours before recharging is required.

**Octave Selection.** As another "extra" for the Pitch Reference, it is possible to add a pair of MC790P dual-JK flip-flops (the same as those used in the original) and, with slight circuit modifications and a six-position switch, divide the output frequency by 2, 4, 8, or 16. This permits you to obtain a pitch reference for the four octaves below middle C. In addition, as shown in the circuit in Fig. 2, 523 Hz is taken from the original circuit to provide for the second octave above middle C.



## **This important job (and its big salary) is reserved for a qualified electronics technician. It can be you!**

It's a fact. There are *many thousands* of jobs like this available *right now* for skilled electronics technicians. What's more, these men are going to be in *even greater* demand in the years ahead. But how about *you*? Where do you fit into the picture? Your opportunity will never be greater...so act *now* to take advantage of it. The first step? Learn electronics fundamentals...develop a practical understanding of transistors, troubleshooting techniques, pulse circuitry, micro-electronics, computers and many other exciting new developments in this booming field. Prepare yourself now for a job with a bright future

...an limited opportunity...lasting security...prestige...and a steadily-increasing salary.

Thousands of ambitious men are using Cleve and Institute of Electronics Training Programs as a stepping stone to the good jobs in Electronics. Why not join them? You will learn at home, in your spare time, and tuition is remarkably low. Read the important information on the facing page. Then fill out the postage-free reply card and drop it in the mail today. Without obligation we'll send you all the details. But act now...and get your high-paying job just that much sooner.

# How You Can Succeed In Electronics

## ... Select Your Future From Six Career Programs

### The "right" course for your career

Cleveland Institute offers not one, but six different and up-to-date Electronics Home Study Programs. Look them over. Pick the one that is "right" for you. Then mark your selection on the bound-in reply card and send it to us. In a few days you will have complete details...without obligation.

#### 1. Electronics Technology

A comprehensive program covering Automation, Communications, Computers, Industrial Controls, Television, Transistors, and preparation for a 1st Class FCC License.



**NEW!**

#### 2. Broadcast (Radio & TV) Engineering

Here's an excellent studio engineering program which will get you a 1st Class FCC License. Now includes Video Systems, Monitors, FM Stereo Multiplex, Color Transmitter Operation, and CATV.



#### 3. First Class FCC License

If you want a 1st Class FCC ticket quickly, this streamlined program will do the trick and enable you to maintain and service all types of transmitting equipment.



#### 4. Electronic Communications

Mobile Radio, Microwave, and 2nd Class FCC preparation are just a few of the topics covered in this "compact" program...Carrier Telephony too, if you so desire.



#### 5. Industrial Electronics & Automation

This exciting program includes many important subjects such as Computers, Electronic Heating and Welding, Industrial Controls, Servomechanisms, and Solid State Devices.



**NEW!**

#### 6. Electronics Engineering

A college-level course for men already working in Electronics... covers Steady State and Transient Network Theory, Solid State Physics and Circuitry, Pulse Techniques, Computer Logic, and Mathematics through Calculus.



### An FCC License...or your money back!

In addition to providing you with comprehensive training in the area indicated, programs 1, 2, 3, and 4 will prepare you for a Commercial FCC License. In fact, we're so certain of their effectiveness, we make this exclusive offer:

The training programs described will prepare you for the FCC License specified. Should you fail to pass the FCC examination after completing the course, we will refund all tuition payments. You get an FCC License... or your money back!

### CIE's **AUTO-PROGRAMMED** lessons help you learn faster and easier

Cleveland Institute uses the new programmed learning approach. Our **AUTO-PROGRAMMED** lessons present facts and concepts in small, easy-to-understand bits...reinforce them with clear explanations and examples. Students learn more thoroughly and faster through this modern, simplified method. You, too, will absorb...retain...advance at your own pace.

### Lifetime job placement service for every CIE graduate...at no extra cost

Once enrolled with CIE, you will get a bi-monthly listing of the many high-paying, interesting jobs available with top companies throughout the country. Many Cleveland Institute students and graduates hold such jobs with leading companies like these: American Airlines, American Telephone & Telegraph, General Electric, General Telephone and Electronics, IBM, Motorola, North American Aviation, New York Central Railroad, Raytheon, RCA, and Westinghouse.

### CIE lessons are always up-to-date

Only CIE offers new, up-to-the-minute lessons in all of these subjects: Logical Troubleshooting, Laser Theory and Application, Microminiaturization, Single Sideband Techniques, Pulse Theory and Application, Boolean Algebra.



### Full accreditation...your assurance of competence and integrity

Cleveland Institute of Electronics is accredited by the Accrediting Commission of the National Home Study Council. You can be assured of competent Electronics training by a staff of skilled Electronics instructors.

**CIE** Cleveland Institute of Electronics  
1776 East 17th Street, Cleveland, Ohio 44114

If card has been removed, mail this coupon for 2 FREE BOOKS

Cleveland Institute of Electronics  
1776 East 17th Street, Cleveland, Ohio 44114

Please send me without cost or obligation:

- Your 44-page book "How To Succeed In Electronics" describing job opportunities in Electronics today, and how your courses can prepare me for them.
- Your book on "How To Get A Commercial FCC License."

I am especially interested in:

- |  |  |  |
|--|--|--|
| <input type="checkbox"/> Electronics Technology    | <input type="checkbox"/> Broadcast Engineering               | <input type="checkbox"/> First Class FCC License |
| <input type="checkbox"/> Electronic Communications | <input type="checkbox"/> Industrial Electronics & Automation | <input type="checkbox"/> Electronics Engineering |

Name \_\_\_\_\_ Age \_\_\_\_\_  
(PLEASE PRINT)

Address \_\_\_\_\_

City \_\_\_\_\_ State \_\_\_\_\_ ZIP \_\_\_\_\_

Check here for G.I. Bill information PE-83

**ENROLL UNDER NEW G.I. BILL.** All CIE courses are available under the new G.I. Bill. If you served on active duty since January 31, 1955, or are in service now, check box on reply card for G.I. Bill information.

CIRCLE NO. 8 ON READER SERVICE PAGE

# the product gallery

REVIEWS AND COMMENTARY ON ELECTRONIC GEAR AND COMPONENTS

**STEREO FM COMPACT  
(Heathkit Model AD-27)**



**T**HERE are many reasons why a hi-fi buff might prefer a stereo compact to individual components. In the first place, the compact is particularly appealing where space is at a premium; all of the equipment needed for sound reproduction (and usually stereo FM reception), except speakers, take up little more than the area occupied by a modern FM receiver. Next, the individual components in the compact system are performance coordinated to assure the best possible quality in sound reproduction. Also, you usually get appreciable cost reductions, easy operation, and full versatility.

Dollar for dollar and feature for feature, your reviewer feels that the Heathkit Model AD-27 solid-state stereo FM compact (available at \$179.95 from Heath Company, Benton Harbor, Mich. 49022) ranks as a "best buy" in compacts. After having built and used a wide variety of Heathkits over the years, this came as no great surprise. To illustrate, here is how the AD-27 stacks up.

The system employs a BSR McDonald four-speed automatic record changer that incorporates all of the most wanted features. For example, the tone arm is of low-mass tubular aluminum construction, counter-balanced both horizontally and vertically for optimum tracking. There are also a variable dynamic anti-skate control, a cueing and pause control, and a built-in adjustable micrometer-type gauge/control for stylus pressure. Three interchangeable spindles—for automatic long-play, automatic 45 r/min, and manual play—are provided with the kit, not as extras.

Next, the record changer is coupled to

Heathkit's own specially modified Model AR-14 30-watt stereo FM receiver. There is no need to describe the receiver since the impressive list of technical specifications given on the following page tells the whole story.

Finally, the record changer and receiver are housed in a handsome oiled walnut cabinet with tambour (roll-top) door. This really attractive cabinet will make a piece of furniture that you will be proud to display. With the door rolled back, you have easy access to all controls. When the system is not in use, simply close the door, and the system stores safely out of sight.

**Assembling any Heathkit** is easy if you carefully follow the instructions given in the well-written and lavishly illustrated manuals, but putting together the AD-27 is a breeze. Virtually all point-to-point wiring has been eliminated; even the components in the power supply mount directly on a printed circuit board. In fact the only components that have to be chassis mounted are three rocker switches, three pilot lamps, input and output connectors, and the power transformer and filter capacitor in the power supply. Interconnections among the printed circuit boards are accomplished by soldering into place two ready-made wiring harnesses.


The strong chassis consists of seven heavy-gauge metal parts. These go together with self-tapping sheet metal screws, eliminating the frustrations involved with machine screws and nuts.

Once the chassis is assembled and all sub-assemblies are mounted in place and wired together, the whole thing slips into the cabinet as a unit. Then the record changer drops

into its cutout, and the front plate and knobs are fixed to the control shafts. The whole job requires about fifteen hours from start to finish—including the recommended coil and transformer outlined in the manual.

**Performance-wise** the AD-27's sound reproduction is crisp and clean. Even high-frequency musical passages and transients come through effortlessly and without coloration, while bass tones sound smooth and natural. And FM reception in both the mono and stereo modes is strong and clear with no detectable drifting.

Circle No. 89 on Reader Service Page 15 or 95



Audio amplifier/control center and associated inputs and outputs are conveniently grouped at one end of chassis. This bottom view of circuit board shows roomy layout and board-mounting controls.

## TECHNICAL SPECIFICATIONS Heathkit AD-27


### FM Section:

**Tuning Range**—88-108 MHz  
**Antenna input**—balanced 300 ohms  
**Sensitivity**—5  $\mu$ V (IHF)  
**Hum and noise**—45 dB down at 1 watt reference  
**Mono audio frequency response**—20-15,000 Hz, 0 to -3 dB  
**Harmonic distortion**—1% or less (IHF)  
**Image rejection**—45 dB down (IHF)  
**Capture ratio**—4 dB (IHF)  
**A.f.c. correction**—150 kHz/volt  
**AM suppression**—35 dB down (IHF)  
**I.f. rejection**—80 dB down (IHF)  
**Separation**—27 dB at 1000 Hz

### Amplifier Section:

**Continuous power output/channel**—10 Watts  
**Music power output/channel**—15 watts (IHF)  
**Tape output**—0.5 volt  
**Speaker output impedance**—4 to 16 ohms  
**Tape output impedance**—3500 ohms  
**Damping factor**—50 or higher  
**Hum and noise**—Phono at 10 mV: -60 dB without phono cartridge; -47 dB with phono cartridge; -60 dB overall for auxiliary input  
**Frequency response**—12-60,000 Hz  $\pm$  1 dB; 6-100,000 Hz  $\pm$  3 dB  
**Power response**—5-90,000 Hz  
**Input sensitivity**—phono: 4.5 mV; aux.: 300 mV  
**Input impedance**—phono: 47,000; aux.: 180,000 ohms  
**Channel separation**—45 dB or better at 1000 Hz  
**Total harmonic distortion**—less than 1% from 12 to 60,000 Hz at full output  
**I.m. distortion**—less than 1% (60 and 6000 Hz mixed 4:1) at full output  
**Phono equalization**—RIAA  
**Bass**—16-dB cut, 15-dB boost at 20 Hz  
**Treble**—13-dB cut, 15-dB boost at 20 kHz

Stereo compact consists of three discrete subchassis. Left to right are power supply; FM tuner, i.f. strip, multiplex; and amplifier/control center subchassis. Power supply cable harness is shown along rear apron of chassis. Large open space at center is for automatic record changer.





# SOLID STATE

By LOU GARNER, Semiconductor Editor

**PEOPLE POWER**—electrical, not political—can knock out a transformer radio as effectively as a hammer can. The level of people power (the static electricity charge built up through friction) can reach 25,000 volts under the right circumstances. Most of us have felt the tingle we get after walking across a carpeted floor and then touching a grounded doorknob. The tingle is slight, even with a voltage as high as 25,000, because the amount of current involved is only a few millionths of an ampere. However, this voltage is sufficient to destroy the junction in even the hardest of transistors if the voltage is placed directly across the device. And that's what happens in a radio where the first transistor stage is directly coupled to the external antenna connection.

According to Signalite Inc. (1933 Heck Ave., Neptune, N. J. 07753), which receives much correspondence about this transistor-radio phenomenon from many parts of the world, popping the first transistor is easier than you think. For example, touching the antenna of your car radio after sliding across the seat on a dry day can do it.

One strange case was recently uncovered in England where brand-new, factory-inspected portables were delivered to dealers with the first-stage transistors blown out. In each case, the damage was traced to the use of a plastic packaging material. A static charge was built up between the inside wall of the plastic bag and the receiver. Eventually, this voltage discharged into the set through the antenna connection.

In Brazil, the cause of some failures was traced to static electricity in the air built up by charged clouds and thunderstorm activity in the area. Still another cause of failure was traced to discharges occurring in certain atmospheric conditions when a car passed under high-power grid lines.

What can be done about this gremlin? According to Signalite, all you have to do is install an inexpensive neon lamp (dark-compensated LT-2-24) between the antenna terminal and the set's ground. The neon lamp fires when any high voltage is impressed across it and effectively shunts the potentially damaging voltage to ground. At other times, the neon lamp is simply a high im-

pedance and has no effect on the set's operation. A British car manufacturer reports that 63% of all transistor radios returned for service had their first stages blown out by high-voltage transients. After using neon lamps in later models, the sets returned for service dropped to 3%.

Some people, aware that the antenna may be a problem, are connecting ordinary diodes between the antenna and ground, the theory being that the diode will conduct at about a half a volt or so and thus protect the set. This does work; however, in strong signal areas, it can produce a lot of cross modulation with accompanying distortion and strange signals.

**Radiation and IC's.** Perhaps the toughest problem the semiconductor design engineer has had to face in recent years has been to come up with integrated circuits that will continue to function when exposed to the types of radiation encountered in satellites and space vehicles. Even moderate radiation levels can cause built-in IC resistors to increase in value, diode-type capacitors to lose capacitance, and transistor leakage currents to increase while current gains drop.

Simple shielding, as used in a nuclear power plant, for example, has not been a satisfactory answer because the necessary shields are too heavy and bulky for all but a few applications. The designer's solution, found after extensive research and experimentation, has been to develop "hardened" circuits, capable of satisfactory performance even when directly exposed to moderate radiation levels.

The first commercially available line of radiation-hardened IC's was introduced at the annual IEEE Show and Convention last March by Radiation, Inc. (Melbourne, Florida 32901), a division of the Harris-Inter-type Corporation. The new line includes a family of logic circuits, an operational amplifier, a dual level shifter, and a dual 4-input line driver.

In pioneering the production of hardened IC's, the manufacturer combined sophisticated circuit design methods with a number of unique processing steps to achieve radiation resistances two orders of magnitude

greater than those of conventional *pn*-junction integrated circuits. Among the new techniques are the use of dielectric isolation, thin-film resistors over oxide instead of sensitive semiconductor tapes, small active device geometries, shallow diffusions and ultrasonic aluminum contact wire bonding. The new premium-priced devices are packaged in standard TO-86, 1/4" square flat packs.

**Reader's Circuit.** A high-school sophomore, Tim Wallace (29242 Ashwood Dr., Wickliffe, Ohio 44092), submitted the line-powered interval timer circuit shown in Fig. 1. Tim writes that he developed the circuit after he became frustrated with the breakdown of costly mechanical timers. The project uses non-critical components, may be used in a variety of applications, and can be assembled quite easily by the average hobbyist in one or two evenings.

As shown in the diagram, Tim has used a pair of *npn* transistors, *Q1* and *Q2*, as d.c. amplifiers in the high-gain Darlington configuration. Circuit power is obtained from a conventional d.c. power supply made up of half-wave rectifier *D1*, ripple filter capacitor *C1*, and neon-type pilot lamp assembly, *I1*. Series current-limiting resistor *R3* and shunt resistor *R6* protect *Q1* and *Q2* from excessive currents and collector voltages, while relay *K1* is used as the output device.

In operation, d.p.d.t. switch *S2* serves as the recycling control. With *S2A* closed and *S2B* open, timing capacitor *C2* is charged slowly through *R1*. This capacitor serves as the base bias source for the Darlington amplifier, with the actual bias determined by

the voltage divider made up of *R2*, *R4*, and *R5*. The setting of *R5* determines the point on *C2*'s charging curve at which bias is applied to *Q1* and *Q2*. When the bias is sufficient, the transistors conduct current and *K1* is energized. The relay remains closed until the timing cycle is restarted by a momentary actuation of *S2*. This opens the power supply and discharges *C2*.

Conventional parts are used in the timer. The relay is a Price Electric type 5509-24HS with a 5000-ohm coil, and *I1* may be any commercial 125-volt neon pilot lamp assembly (Leecraft type 36EN2111, for example).

Point-to-point, perf board, or etched wiring may be used since neither parts arrangement nor wiring dress is critical. Jack or screw-type terminals should be provided for the external relay contact connections. The completed circuit, after checkout and test, can be housed in a suitable metal or plastic enclosure.

Parts substitutions may be made in some cases. If preferred, equivalent *pn*p transistors may be used instead of the specified *n*pn types, provided polarities are reversed on *D1*, *C1*, and *C2*. The pilot lamp assembly is optional and may be omitted. A larger- or smaller-value capacitor may be used for *C2*, with a corresponding change in the basic timing range. According to Tim, the values given provide timing intervals of 1 to 10 minutes, depending on the setting of *R5*.

In practice, the relay's contacts are used to switch an external circuit after a preset time interval. The external equipment may be turned on or off; and it is possible to arrange the external circuit so that one piece

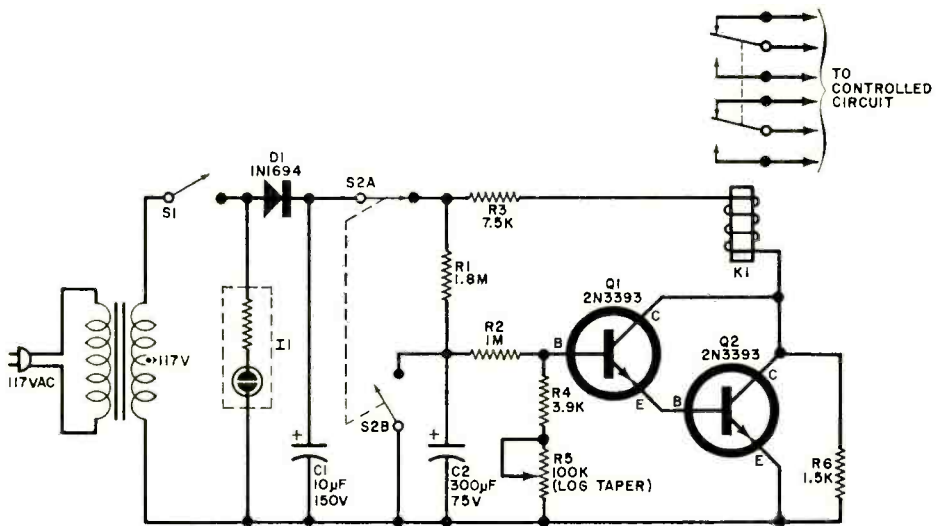


Fig. 1. In this interval timing circuit, the values of *C2* and *R1* determine the length of time before the relay closes. It can be anywhere between 1 and 10 min.

of equipment is turned on while another is turned off.

**Manufacturer's Circuit.** Although originally designed for use in a transformerless, transistorized TV set, the audio amplifier shown in Fig. 2 may be used for a variety of other applications—such as a simple p.a. or intercom system or an inexpensive phonograph. It is one of eleven related circuits described in an RCA booklet entitled "Power Transistors—Typical Audio Amplifier Circuits." According to the manufacturer, this line-powered circuit is capable of delivering 4.5 watts (r.m.s.) when driven by a 70-mV signal and has a frequency response flat (within 3 dB) from 18 Hz to 18 kHz.

With *npn* transistors throughout, the circuit uses a common-emitter drive, *Q1*, direct-coupled to a class A push-pull power amplifier, *Q2-Q3*. Inverse feedback is applied to *Q1*'s emitter through *R6*, while compensated and stabilized d.c. base bias for *Q1* is obtained from the output stage's emitter circuit through voltage-divider *R2-R5*, bypassed by *C2*. The power amplifier is unique in that the out-of-phase drive signal for *Q3* is obtained from the emitter circuit of *Q2* (*R7* and *R8*), which eliminates the need for a separate phase inverter or a center-tapped driver transformer. Transformer *T1* matches the output of the push-pull transistor stage

to the loudspeaker coil. A conventional half-wave d.c. power supply is used, consisting of rectifier *D1* and a filter composed of *C6*, *C7* and *R11*. Resistor *R10* and capacitor *C3* form an isolation filter for the driver. Fuse resistor *R12* provides overall circuit protection.

Conventional construction techniques may be used for circuit assembly, but good audio wiring practice should be followed, with all signal leads kept short and direct. Adequate isolation should be provided between input and output circuits. Both *Q2* and *Q3* should have heat sinks and, of course, all component polarities must be observed.

Although component values need not be adjusted after assembly and check-out, it may be necessary to reverse the connections to the secondary of *T1* to insure correct feedback phasing (through *R6*) for minimum distortion and maximum stability.

The completed amplifier has an input impedance of 5000 ohms and is designed for use with an RCA type CA3013 integrated-circuit sound i.f. amplifier. If used with another signal source, such as a simple pre-amp, circuit impedances must be matched for optimum performance.

**Device News.** The unique plastic-encapsulated phototransistors illustrated in Fig. 3 (Continued on page 93)

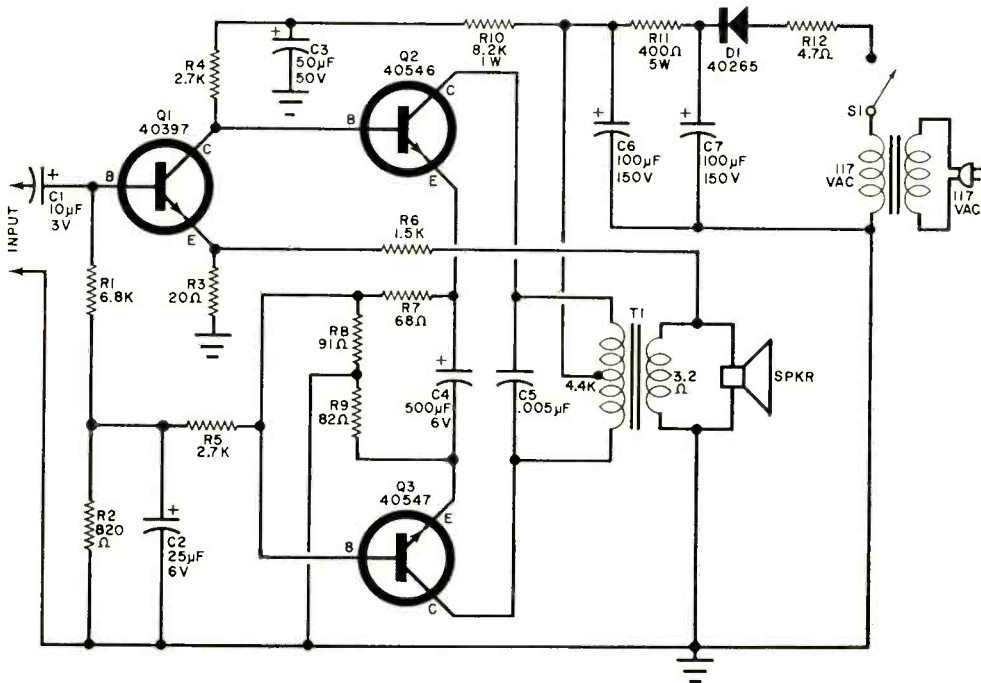


Fig. 2. Versatile audio amplifier can be used in a variety of applications. Output is 4.5 watts from a 70-mV signal and frequency range is from 18 to 18,000 Hz.





# SHORT-WAVE LISTENING

By **HANK BENNETT**, W2PNA/WPE2FT  
Short-Wave Editor

## U. S. PIRATE STATION LOCATED

**W**HILE TUNING the 2400-2500-kHz marine band in search of some of the low-power tropical broadcasters, your columnist stumbled onto a station that was broadcasting in English! Over a three-week period, this 2400-kHz station gave several different ID's, including KCBY (or KCDY), WXMZ, and *King Kong Radio*. It also used the phrase "operating at 1200 on your radio dial." There were no locations given and no commercials; there were many periods of pop music and small talk. One monitoring session revealed a recording supposedly made by a well-known night-club entertainer. This particular program can be classified only as obscene.

All periods of monitoring were between 2300 and 0200; at other times, the station was not heard. It was inaudible on its primary frequency of 1200 kHz although a check with Gordon Nelson of the National Radio Club informed us that the station had been heard on 1203 kHz at his eastern Massachusetts home. During the monitoring period only one announcement was made that gave any clue as to the possible location of the station. This had to do with the closing of a school due to weather conditions.


Because of the broadcast containing the night-club recording, a letter was sent to the Federal Communications Commission. One week later, another letter was sent to the FCC with more details. Neither report was acknowledged.

A check with Miss May Bennett, a school administrator in the Cape Cod area (and my sister) showed that there is a regional high school in Massachusetts bearing the name of the school mentioned in the school-closing report. A letter was sent to the principal of the school explaining the situation with regard to operating a broadcasting station without a license and the penalties that might be incurred if the FCC caught the operators.

Shortly thereafter a letter was received from the principal thanking me for my information and stating that he had located the guilty parties, had called them into his office, explained FCC rules to them and had them read my letter in his presence. The boys were not aware that they were operating in an

illegal manner and promised to cease operations at once.

**Sweden Calling DX'ers.** The very popular mimeographed bulletin that has been issued weekly for 20 years by *R. Sweden* has been discontinued. This bulletin, with a free distribution in excess of 1200, was a favorite of DX editors, clubs, and individuals. A reduction in the budget was given as the reason.



A Hallicrafters S-72 receiver is the chief piece of equipment used by Ed Tufexis, WPE3HTJ, Pittsburgh, Pa., to bring in DX. To date he has 37 countries and 24 states logged; 16 of each verified. He's a member of "R. Canada" Short-Wave Club.

## CURRENT STATION REPORTS

The following is a resume of current reports. At time of compilation all reports were as accurate as possible, but stations change frequency and/or schedule with little or no advance notice. All times shown are Greenwich Mean Time (GMT) and the 24-hour system is used. Reports should be sent to Short-Wave Listening, P. O. Box 333, Cherry Hill, N. J. 08034, in time to reach Your Short-Wave Editor by the fifth of each month; be sure to include your WPE identification and the make and model number of your receiver.

**Albania**—*R. Tirana* was noted in English on 6200 kHz from 0233-0257 s/off, on 5948 kHz from 0559 s/on, and on 7124 kHz rebroadcasting Peking at 0110.

**Australia**—Darwin's new 250 kW outlets have been tuned on 9595 kHz at 1110 in Indonesian and on 9610 kHz at 1315 in Vietnamese. Other new channels in use by *R. Australia* include 7205 kHz at 1135-1200 with Keith Glover and 15,355 kHz, dual

## DX STATES AWARDS PRESENTED

To be eligible for one of the DX States Awards designed for WPE Monitor Certificate holders, you must have verified stations (any frequency or service) in 20, 30, 40, or 50 different states in the United States. The following DX'ers have recently qualified for and received their state awards.

### 20 STATES VERIFIED

Richard Williams (WPE3FYG), Lebanon, Pa.  
Dan Biederman (WPE2QHO), Scarsdale, N. Y.  
Anthony Macone (WPE1HHE), Somerville, Mass.  
Bruce Slykhouse (WPE8JXB), Dearborn, Mich.  
Howard Kreutzberg (WPE1HDO), Mystic, Conn.  
Duane Hayes (WPEØFGM), Denver, Colo.  
Arvidas Jarasius (WPE9JFS), Lansing, Ill.  
Stephen Anthony (WPE1HIE), Lincoln, R. I.  
Larry Douglas (WPE6HDW), Burbank, Calif.  
John McGing (WPE9JFC), Chicago, Ill.  
Ronald Del Buono (WPE2PYJ), Union City, N. J.  
Ron Budziak (WPE9JHK), Cicero, Ill.  
Charles Brooks (WPEØEXW), Mitchell, S. D.  
Stephen Ruggles (WPE1HCH), Lunenburg, Mass.  
Dean Hanson (WPE6MF), Redwood City, Calif.  
Alan Carpenter (WPE8JXS), Fairmont, W. Va.  
David Peters (WPE6HDM), Modesto, Calif.  
John Norton (WPE2PXT), Orange, N. J.  
Thomas Lamphere (WPE2QDB), Johnson City, N. Y.  
Stephen Adamus (WPE2PCP), Livingston, N. J.  
Michael Razor (WPE9GOJ), Burlington, Wisc.  
Joel Dennis (WPE3HJJ), Shickshinny, Pa.  
James Daley, Jr. (WPE4JUR), Atlanta, Ga.  
Ron Wicks (VE5PE6B), Cut Knife, Sask.  
Steve Sprague (WPEØEVU), Coffeerville, Kansas  
James Blumenfeld (WPE2QGD), Monticello, N. Y.  
James Bochantin (WPE9JDA), Du Bois, Ill.  
Steven Jacobs (WPE9IMQ), Chicago, Ill.  
Marshall Brooks (WPE2POW), Rochester, N. Y.  
Laurie Coghlin (VE4PE7N), Winnipeg, Man.  
Elliott Moscot (WPE2QER), Brooklyn, N. Y.  
Robert Hayes (WPE6HEH), Los Angeles, Calif.  
Jay Ayers (WPE2PMV), Endicott, N. Y.  
Robert Asbury (WPE2PYT), Williston Park, N. Y.  
Steven Schwartz (WPE2QLN), Brooklyn, N. Y.  
Wayne Howell (WPE8JYM), Livonia, Mich.  
Lee Kovel (WPE8JOB), Shaker Heights, Ohio  
Bradford Wall (WPE6GCJ), San Bernardino, Calif.  
Moshe Shatkai (4X4PE1L), Jerusalem, Israel  
Martin Miron (WPE8JTN), Warren, Mich.  
Edward Stone (WPE3HQN), Silver Spring, Md.  
Ori Siegel (WPE2QIX), Toronto, Ont.  
Vincent Geraci (WPE1HMP), Shelton, Conn.  
Richard Miller (WPE4JRN), Richmond, Va.  
Mitchell Stern (WPE2QIA), Brooklyn, N. Y.  
Richard Davis (WPEØAKR), Denver, Colo.  
Glen Whitney (WPE6GQY), Canoga Park, Calif.  
John Berszoner (WPE9IZE), Lemont, Ill.  
John Nickele (WPE9JIK), Chicago, Ill.

Jonathan Tara (WPE8KBT), Detroit, Mich.  
Rick Schiffer (WPE3HLL), Franklin, Pa.  
Frank O'Donnell (WPE6HFD), La Habra, Calif.  
Redd Swindells (WPE2PXK), Oswego, N. Y.

### 30 STATES VERIFIED

Don Zimmerman (WPEØFDR), Madison, S. D.  
Mark Halliday (WPE3HKR), Doylestown, Pa.  
Alan Harris (WPE8JQY), Oak Park, Mich.  
Eugen Floda (WPE2OFH), Fort Hood, Texas  
Frank Hames (WPE3CDM), Silver Spring, Md.  
Dave Gellerman (WPE9JBC), Wisconsin Rapids, Wisc.  
Roger Cox (WPE4JOX), Fort Lauderdale, Fla.  
Jimmy Chocklett (WPE4IDH), Wilson, N. C.  
Steve Johnson (WPE5EWF), Tulsa, Okla.  
Jeff Blumenfeld (WPE2KKM), Monticello, N. Y.  
Jon Pearkins, Jr. (VE7PE1CQ), Burnaby, B. C.  
Gerald Larocque (WPE1GED), Greenfield, Mass.  
Gary McNelly (WPE9IRG), Cahokia, Ill.  
Dave de Manigold (WPE8JUT), Detroit, Mich.  
Robert Levin (WPEØFBN), Minneapolis, Minn.  
Walter Kakareka (WPE3GFX), Moscow, Pa.

### 40 STATES VERIFIED

David Condor (WPE9IHV), Centralia, Ill.  
Gary Ligon (WPE4JAX), Cliffside, N. C.  
Bruce Kirkpatrick (WPEØDZY), Topeka, Kansas  
Robert Gage (WPE9IXZ), Lafayette, Ind.  
Thomas Gracie, Jr. (WPE2FXL), Collingswood, N. J.  
Timothy Armstrong (WPE6GGJ), Suisun, Calif.  
Robert Buckner (WPE2NMO), Rush, N. Y.  
Viktor Decy (WPE1FCD), Colrain, Mass.  
Gregory Jones (WPE6FCK), Pacific Palisades, Calif.  
Ron Miller (WPE6GLB), Santa Ana, Calif.  
Sam Chmell (WPE9ITW), Elmwood Park, Ill.  
Christopher Lucas (WPE1FNH), Fairfield, Conn.  
Andrew Cooper (WPE8JNC), Westland, Mich.  
Roy Carroll (WPE2QAA), Neptune, N. J.

### 50 STATES VERIFIED

Robert Downey (WPE4INN), Newport News, Va.  
Robert Baker (WPE2PFM), Pitman, N. J.  
William Via (WPE3FHB), Baltimore, Md.  
Charles Harris (WPE2OGK), Rochester, N. Y.  
Leo Fleury (WPE2KUR), New York, N. Y.  
Mike Hogan (WPEØEPI), St. Louis, Mo.

to 15.320 kHz. at 0925 with English pop music. Many reports have been received concerning *R. Australia's* unexpected appearance on 3280 kHz with play-by-play cricket matches. These cricket matches were played in Australia and the ABC used the facilities of the Windward Islands Broadcasting Corp., St. Georges, Grenada.

**Bahrain**—An overseas report tells that *R. Bahrain*, P. O. Box 253, Manama, has been heard testing in English at 0745 in the 16-meter band.

**Biafra**—After an absence of several months, *Voice of Biafra*, Enugu, has returned to the air on 6145 kHz where it operates 0500-0200. It has been heard 0630-0645 with news in English. Also at 2200-2245. A European report lists a mobile station being used by *Voice of Biafra* on 6100 kHz with English at 2230-2350.


**Bolivia**—CP18. *R. El Condor*, Oruro, 6070 kHz, is heard around 0159 with commercials, time checks and ID's.

**Canada**—*R. Canada's* service to N.A. and the Antilles is now at 0717-0813 in English on 11.720 and 9625 kHz, and at 0815-0843 in French on 11.720 kHz. The Northern Service was logged on 9625 kHz at 2215-2235 in English with music, news, and sports items. The proposal to suspend the International Service has itself been killed. New plans call for installing five new 250-kW xmters to supplement the three existing 50-kW xmters which have been in use since 1945; later to replace the 50-kW units with two additional 250-kW xmters. The first item of business is the relocation of medium wave CBA (1070 kHz) to provide additional antenna space.

**Ceylon**—*R. Ceylon*, Colombo, is fair in English to S.E. Asia at 1130 on 17.830 kHz. Also widely reported on 15.230 kHz at 0130 s/on, *BBC* news at 0200 and with music to 0245.

**China**—*R. Peking* is noted on 7315 kHz in Portuguese to South America at 2250 and on 7120 kHz in English with news at 0300. A regional station in Urumchi on 10,245 kHz, is audible at times around 1330-1345 with Oriental music and talks in Chinese. Again we remind our readers who wish to send reception reports to *R. Peking* that you must address your letters to "People's Republic of China" to avoid having your mail returned. This is a directive of the U. S. Post Office Department.

**Ecuador**—During 1969, HCJE, Quito, is offering six new QSL cards. Half are of a technical nature, the rest will feature Inca art designs. HCJE has replaced 17.890 kHz with 17.860 kHz in English at 2330-0000 and are requesting reports. . . . The item last month on *Emisora Luz y Vida*, Loja, should have given 4712 kHz, not 4812 kHz. This one is noted around 0200.



One of our newer monitors is B. Hanetta Clark, of Inglewood, Calif. The receiver shown here is a Grundig Satellite 5000, with which she has logged and confirmed 50 countries. Recently, however, she has added a new Galaxy R-530 and a Mosley SWL-7 antenna. Her card from "R. Denmark" is her prize QSL since it is not easy to get on the West Coast.

**Egypt**—New channels in use by Cairo include the following: 7234 kHz from 0300 s/on in Arabic, 9850 kHz with Arabic news at 2345-2351 s/off, 11.785 kHz to 2313 s/off, 15,260 kHz with chanting at 1830-1845, then clock chimes and news, 15,300 kHz with IS and s/on at 0300, 17.725 kHz with English to W. Africa with news at 2115 and s/off at 2200, and 17.840 kHz at 2230 with Arabic music. Other channels reported include 9475 kHz at 0218 with English news and weather, and 12.005 kHz with English at 2145.

**England**—*BBC*, London, has this World Service schedule to N.A.: 2115-2315 on 15.140 kHz, 2115-0330 on 11.780 kHz, 2245-0330 on 9580 kHz and 2200-0415 on 6110 kHz.

**Greenland**—A recent QSL reveals the information that *Gronlands Radio*, sometime during 1969, will increase its output from 1 kW to 10 kW. An overseas report indicates good reception on both 5960 and 5980 kHz.

**Haiti**—What is thought to be *R. Capois la Mort*, Port-De-Paix, has been heard on 5040 kHz at 0140-0201 with pop records, French anmts and poor modulation.

**Holland**—A new frequency for *R. Nederland*, Hilversum, is 9615 kHz, found at 2100 with their weekly "Juke Box" program, each week prepared by a different DX'er; this runs to 2150 and has good DX tips.

## SHORT-WAVE CONTRIBUTORS

Stephen Goldstein (*WPEIHNM*), Providence, R. I.  
 James Podolski (*WPEIHOF*), Moosup, Conn.  
 John Kiernan (*WPEZEMN*), New York, N. Y.  
 John Banta (*WPEZPHU*), Bay Shore, N. Y.  
 Roy Alson (*WPEZPMG*), East Meadow, N. Y.  
 Richard Wells (*WPEZQHY*), Wayne, N. J.  
 Tom Shultz (*WPEZQJH*), Cherry Hill, N. J.  
 John Mac Donald (*WPEZQOV*), East Orange, N. J.  
 Michael King (*WPEZGPI*), Rockville, Md.  
 Tim Ohrmann (*WPEZHHH*), Monroeville, Pa.  
 Peter Komeika (*WPEZHMV*), Rosemont, Pa.  
 Ed Tufexis (*WPEZHTI*), Pittsburgh, Pa.  
 John Wilson (*WPEZJNB*), Wilmington, Del.  
 Dan Ferguson (*WPEZAAU*), Coral Gables, Fla.  
 Grady Ferguson (*WPEZABC*), Charlotte, N. C.  
 John Rich (*WPEZCZH*), Columbia, S. C.  
 Visco Jones (*WPEZDSM*), FPO, Vietnam  
 Ralph Roberts (*WPEZHTT*), APO, Vietnam  
 David Potter (*WPEZJXO*), Key West, Fla.  
 David Weronka (*WPEZKBE*), Durham, N. C.  
 Richard Fortson (*WPEZEWX*), Edinburg, Texas  
 Charles Bennett (*WPEZSW*), Sumrall, Miss.  
 Dan Seibel (*WPEZHCU*), San Leandro, Calif.  
 Darrell Neft (*WPEZHHI*), Costa Mesa, Calif.  
 Jeff Uter (*WPEZHDJ*), Carlsbad, Calif.  
 Andy Lisowski (*WPEZHHET*), Los Angeles, Calif.  
 Chuck Sadoian (*WPEZHHG*), Dinuba, Calif.  
 Herman Herbig (*WPEZCVL*), Gardnerville, Nev.  
 Steve Frantz (*WPEZCWC*), Auburn, Wash.  
 Jonathan Tara (*WPEZKBT*), Detroit, Mich.  
 Gary Steele (*WPEZKEQ*), Benton Harbor, Mich.  
 Gerry Dexter (*WPEZHDB*), Lake Geneva, Wisc.  
 Richard Pistek (*WPEZHOA*), Chicago, Ill.  
 Pat Griffith (*WPEZHWV*), Rockford, Ill.  
 Jack Widner (*WPEZJDT*), Indianapolis, Ind.  
 David Lubar (*WPEZJFD*), Elmwood, Ill.  
 Charles Kann (*WPEZJFO*), Wheaton, Ill.  
 John Nickele (*WPEZJIK*), Chicago, Ill.  
 Steve Jacobsmeier (*WPEZJMI*), Mt. Prospect, Ill.  
 A. R. Niblack (*WPEZKAM*), Vincennes, Ind.  
 John Beaver (*WPEZQAE*), Pueblo, Colo.  
 Mike Martin (*WPEZQBT*), Manassas, Va.  
 C. Vernon Hyson (*WPEZCNF*), Somerville, N. J.  
 Clarence Wahl (*WPEZQEI*), Wichita, Kansas  
 Marty Eggers (*WPEZQFA*), Avoca, Iowa  
 Jack Perolo (*WPEZPEIC*), Sao Paulo, Brazil  
 Werner Breitkopf (*WPEZPEIA*), Montreal, Que.  
 Samson Voron (*WPEZPEIR*), Coosee, N.S.W., Australia  
 Robert Allen, Oklahoma City, Okla.  
 Leo Alster, Rahway, N. J.  
 Pat Briggs, La Canada, Calif.  
 Albert Bromley, Toronto, Ont.  
 Mike Caditz, Los Angeles, Calif.  
 Mike Davis, Moberly, Mo.  
 Thomas Fuhrman, Dumont, N. J.  
 Jeff Golden, Westfield, N. J.  
 Thomas Gonzaware, Latrobe, Pa.  
 Jerry Lenamon, Waco, Texas  
 Mrs. Sue Medley, Waco, Texas  
 Mark Nodine, Salem, Ore.  
 Tom Palmer, Detroit, Mich.  
 Steve Phelps, West Lafayette, Ind.  
 Rick Straube, Hawthorne, Calif.  
 Mike Taylor, Oklahoma City, Okla.  
 Dan Tschopp, Humble, Texas  
*R. Canada*, Montreal, Que.  
*Sweden Calling DX'ers* Bulletin, Stockholm, Sweden

**Iran**—The first two 250-kW xmtrs for *R. Iran's* short-wave centre at Kamalabad have been ordered. Also, a 2000-kW xmtr is under construction for medium-wave service.


**Israel**—*Kol Israel* and *Kol Zion Lagola* is scheduled daily to Europe on 9009 kHz (50 kW), 9625 kHz (20 kW) and 9725 kHz (100 kW) at 1530-2000 in Yiddish, Persian, Hungarian, Rumanian, Ladino, Hebrew and Moroccan Arabic. English to Africa is given at 2015-2030 on 9009 kHz; French at 2045-2115 and English at 2115-2130 to Europe on all three channels, and in Eastern European languages at 2145-2200 on 9009 and 9725 kHz. Other tunings include the new experimental English service to N.A. at 0400-0415 on 9009 kHz, a language xmsn at 0430-0445 s/off on 9009 kHz, English at 0615 and French at 0630 on 9625 kHz.

(Continued on page 91)

# ENGLISH LANGUAGE BROADCASTS FOR THE MONTH OF JUNE

Prepared by **ROGER LEGGE**

TO EASTERN AND CENTRAL NORTH AMERICA			TO WESTERN NORTH AMERICA		
TIME-EDT	STATION AND LOCATION	FREQUENCIES (MHz)	TIME-PDT	STATION AND LOCATION	FREQUENCIES (MHz)
7:00 a.m.	Stockholm, Sweden	15.315	8:00 a.m.	Tokyo, Japan	9.505
7:15 a.m.	Melbourne, Australia	9.58, 11.71	9:00 a.m.	Stockholm, Sweden	15.31
7:45 a.m.	Copenhagen, Denmark	15.165	7:00 p.m.	Melbourne, Australia	15.32, 17.84, 21.74
8:15 a.m.	Montreal, Canada	9.625, 11.72, 15.325		Tokyo, Japan	15.235, 17.825, 21.64
12 Noon	London, England	21.61	7:30 p.m.	Bonaire, Neth. Antilles	9.695
7:00 p.m.	Montreal, Canada	9.625, 15.19, 17.72		Johannesburg, South Africa	5.98, 6.075, 9.705
8:00 p.m.	London, England	6.11, 9.58, 11.78, 15.14	8:00 p.m.	London, England	9.58, 11.78, 15.26
	Moscow, U.S.S.R.	11.87, 15.15, 17.745		Madrid, Spain	6.13, 9.76, 11.815
	Peking, China	17.673, 17.855		Moscow, U.S.S.R.	9.70, 11.96, 15.15
	Sofia, Bulgaria	9.70		Peking, China	15.095, 17.673, 17.795
8:30 p.m.	Johannesburg, South Africa	5.98, 6.075, 9.705		Prague, Czechoslovakia	7.345, 9.63, 11.99, 15.37
	Stockholm, Sweden	11.805		Seoul, Korea	15.43
8:50 p.m.	Brussels, Belgium	6.125, 9.615	8:20 p.m.	Taipei, Taiwan	15.125, 15.345, 17.89
	Vatican City	9.73, 11.89		Yerevan, USSR (via Khabarovsk)	15.18, 17.79, 17.88
9:00 p.m.	Berlin, Germany	9.695, 11.785, 15.285	8:30 p.m.	Berlin, Germany	9.73, 11.825, 15.17
	Budapest, Hungary	9.833, 11.91, 15.16		Stockholm, Sweden	11.705
	Havana, Cuba	9.655, 15.30		Tirana, Albania	6.21, 7.30
	Prague, Czechoslovakia	7.345, 9.63, 11.99, 15.37		Budapest, Hungary	9.833, 11.91, 15.16
	Rome, Italy	11.81, 15.41	9:00 p.m.	Havana, Cuba	9.655, 15.30
9:30 p.m.	Berne, Switzerland	9.535, 11.715, 15.305		Lisbon, Portugal	6.025, 11.935, 15.125
	Bucharest, Rumania	11.94, 15.25		Moscow, USSR (via Khabarovsk)	15.18, 17.79, 17.88
	Cologne, Germany	6.185, 9.735, 11.925		Peking, China	15.095, 17.673, 17.795
	Hilversum, Holland (via Bonaire)	9.59, 11.73	9:30 p.m.	Sofia, Bulgaria	9.70
	Copenhagen, Denmark	9.52		Bucharest, Rumania	11.94, 15.25
9:45 p.m.	Cairo, Egypt	9.475		Kiev, USSR (Mon., Thu., Sat.)	11.96, 15.21
10:00 p.m.	Lisbon, Portugal	6.025, 11.935, 15.125	9:45 p.m.	Berne, Switzerland	9.72, 11.715
	Moscow, U.S.S.R.	9.70, 11.87, 15.15		Cologne, Germany	6.145, 9.545, 11.945
	Peking, China	15.06, 17.673	10:00 p.m.	Havana, Cuba	9.655, 11.76
	Quito, Ecuador	9.745, 11.765, 15.115		Quito, Ecuador	11.765
	Beirut, Lebanon	15.285	11:00 p.m.	Tokyo, Japan	17.785
10:30 p.m.			11:30 p.m.	Moscow, USSR (via Khabarovsk)	15.18, 17.79, 17.88
				Havana, Cuba	11.93



# AMATEUR RADIO

By **HERB S. BRIER**, W9EGQ  
Amateur Radio Editor

## AMATEUR RADIO PROGRAM BEGINS 10th TV SEASON

The program "Ham Operators Club" first appeared on the Alabama Educational Television Network in June 1959 and has been a regular summer feature of the network ever since. Frank Martin, producer of "Ham Operators Club," claims that the original idea for the 12-week series had a selfish motivation. He reasoned that, with it, he could study for his own amateur license and produce an interesting program at the same time. The theme of the program is to have fun while learning about Amateur Radio. The 12-week course is divided into 36 lessons that take the student from a "no-technical-knowledge" state to about where he can pass his Novice examination and operate his amateur station efficiently. Many students have gone far beyond these goals. Frank Martin's "selfish" aim in starting the program paid off. He is W4YMW and his wife, Doris, is W4YMX.

Selton Campbell, K4COY, the club's first theory instructor, stayed with the program until 1967. Herb Coleman, W4AVX, is the present instructor. Code instruction has been handled by James Foley, K4UQR; Jim Brinson, K4WOP; and Earl Brinson, K4BSK.

Stations in the Alabama Educational Television Network are WAIQ, Montgomery; WBIQ, Birmingham; WCIQ, Cheaha; WDIQ, Dozier; WEIQ, Mobile; and WHIQ, Huntsville. Further information may be obtained from Frank Martin, Asst. Studio Director, Producer "Ham Operators," Birmingham Area Educational Television, 2316 7th Ave., Birmingham, Ala. 35203. Television station KETC, St. Louis, Mo., also aired the program last summer.


**Items from Here and There.** In a recent speech in New York City, Chester L. Bu-



AMATEUR  
STATION  
OF  
THE  
MONTH

Father Alan Malone, WN7KBN, 8620 North 7th St., Phoenix, Ariz. 85030, needs Wyoming and Vermont for his Worked All States certificate. His Heathkit DX-60 transmitter, Hallicrafters SX-111 receiver, and Hy-Gain 14-AVQ vertical antenna have also worked South America, Japan, Guam, Puerto Rico, and many Canadian stations. We are sending WN7KBN a 1-year subscription for winning this month's Amateur Station Photo Contest. You can enter the contest by sending a clear photo (preferably black and white) of you at the controls of your station and details about your amateur career to Amateur Station Photo Contest, Herb S. Brier, Amateur Radio Editor, POPULAR ELECTRONICS, Box 678, Gary, Ind. 46401.

chanan, head of the Ocean Engineering Branch, Ocean Technology Division, Naval Research Laboratories, Washington, D.C., a leader in the searches for the lost submarines "Thresher" and "Scorpion," praised the performance of electronic components in the ocean depths. He reported, however, that a 25-pound case is often required to protect an electronic device weighing only a few ounces from the tremendous deep-sea pressures. Many amateurs will recognize Buchanan as "Chet," W3DZZ. Chet's development, twenty years ago, of the process of inserting lumped resonant circuits ("traps") at predetermined positions in a  $\frac{1}{2}$ -wave dipole produced a practical, shortened, multi-frequency, matched-impedance antenna. The thousands of multi-band verticals, dipoles, and beam antennas now using W3DZZ's idea attest to the soundness of his designs.



Phil Zobel, WA9RMT, and Ed Martin, K9ULU, handling messages over W9LJ during the Lake County (Indiana) Amateur Radio Club's public demonstration.

#### Japanese Amateur and SWL Awards.

Through the cooperation of Heinz, K7KHA, we are able to provide a list of the requirements for the amateur and SWL awards offered by the Japan Amateur Radio League, P.O. Box 377, Tokyo, Japan. To be eligible for an award, the applicant must submit QSL's (written confirmations) fulfilling the conditions of the award. Include a list of the stations worked (or heard) with dates and times, frequency and type of emission used, signal report, and location of the stations. All work must have taken place on or after July 30, 1952. All applications should be sent to Awards Manager, JARL and must be accompanied by the specified number of International Reply Coupons.

AJD and AJD/SWL: One QSL from each of the 10 JA/JH call areas, 1 through Ø. 10 IRC's.

WAJA and WAJA/SWL: QSL's from the 46 Japanese prefectures. 10 IRC's. The prefectures are: JA1—Tokyo, Kanagawa, Chiba,

Saitama, Ibaraki, Tochigi, Gumma, Yamana-shi. JA2—Shizuoka, Gifu, Aichi, Mie. JA3—Kyoto, Shiga, Nara, Osaka, Wakayama, Hyogo. JA4—Okayama, Shimane, Yamaguchi, Tottori, Hiroshima. JA5—Kagawa, Tokushima, Ehime, Kochi. JA6—Fukuoka, Saga, Nagasaki, Kumamoto, Oita, Miyazaki, Kagoshima. JA7—Aomori, Iwate, Akita, Yamagata, Miyagi, Fukushima. JA8—Hokkaido. JA9—Toyama, Fukui, Ishikawa. JAØ—Niigata, Nagano.

JCC and JCC/SWL: 100 QSL's from JA's/JH's in specified cities. JCC-200, -300, etc., also available. Send three IRC's for list of cities involved. 10 IRC's.

HAC: SWL reports from amateurs in the six continents. 5 IRC's.

**Field Day, June 28-29.** The annual American Radio Relay League "Field Day" is probably the most important amateur operating activity of the year. It demonstrates—to the public—amateur radio's ability to provide emergency communications. During Field Day, individual amateurs and club groups set up portable radio stations, operating from power sources independent of the regular power mains, in order to work as many other amateur stations as possible. Full details appear in the May issue of *QST*.

Rather than take the space to extol the Field Day, we simply report that 3117 stations and 12,200 individuals participated in last year's event.

**First QSL Card:** According to *Short Wave Magazine* (London), W. E. F. Corshan, G2UV, was the first to think of sending a postcard to confirm a radio contact. This was over 40 years ago; Mr. Corshan is still active on the air—still sending QSL cards.

(Continued on page 89)



Jerry Felts, WN5FTU, Henryetta, Okla., just passed his General class exam. As a Novice, he worked 46 states and 13 countries with his Heathkit DX-60B transmitter, Heathkit Twoer and Hallicrafters SX-140.



## OPERATION ASSIST

*Through this column we try to make it possible for readers needing information on outdated, obscure, and unusual radio-electronics gear to get help from other P.E. readers. Here's how it works: Check the list below. If you can help anyone with a schematic or other information, write him directly—he'll appreciate it. If you need help, send a postcard to Operation Assist, POPULAR ELECTRONICS, One Park Avenue, New York, N.Y. 10016. Give maker's name and model number of the unit. If you don't know both the maker's name and the model number, give year of manufacture, bands covered, tubes used, etc. State specifically what you want, i.e., schematic, source for parts, etc. Be sure to print or type everything legibly, including your name and address. Do not send an individual postcard for each request; list all requests on one postcard. Because we get so many inquiries, none of them can be acknowledged. POPULAR ELECTRONICS reserves the right to publish only those items not available from normal sources.*

**Dumont Labs** type 154 oscillograph. Schematic, parts list, and manual needed. (George Havriliak, 58-43 77 Place, Elmhurst, NY 11373)

**Halicrafters** Model SX-110 receiver. **Gonset** mobile 2 meter converter. **Knight** Model T-150A transmitter. Schematics and operating manuals needed. (Doug Grant, 23 Birchcroft Rd., Canton, MA 02021)

**Halicrafters** Model S-120. Schematic needed. (Dale R. Trotman, 1083 Warnock Ave., Daytona Beach, FL 32014)

**Electrovoice** EV-6 speaker system. Buy new or used. (Les Borean, Box 136, Richmond, CA 94807)

**Supreme** Model 561 signal generator. Manual and schematic needed. (John Skurla, 2910 W. 35 Ave., Spenard, AK 99503)

**Crosley** Model 52 receiver, circa 1923. Schematic, parts placement diagram, and manual needed. (Robert Runnels, RR #1, Box 115, Wilmington, OH 45177)

**Webster-Chicago** wire recorder. Record/playback head needed or will buy/rent operating wire recorder. (Arnold Knutsen, 11 Alabama Ave., Merritt Is., Fla.)

**Halicrafters** Model S-40 short-wave receiver. Schematic and operating manual needed. (William G. Phile, P.O. Box 945, Scottsbluff, NB 69361)

**Ellis Associates** Model BAM-1 bridge amplifier meter. Schematic and/or manual needed. (Alvin Marshall, Box 412, Pocomoke, MD 21851)

**RCA** Model 240-147 superheterodyne radio, circa late 1930's. Coils and L42C-54 ballast tube needed. (Daniel Ocosta, 45-25 48 St., Flushing, NY 11377)

**RCA Rider** Chanalyst. **Supreme** Model 576 signal generator. Operating manuals and schematics needed. (Arnold E. Smith, 9362 Gwendolyn Dr., OH 43065)

**Knight** Model KG-625 RF sweep generator. Assembly manual and schematic needed. (Ron Gillen, 1746-A N. Warren Ave., Milwaukee, WI 53202)

**Knight-Kit** 23BS187-E space-spanner receiver. Schematic, manual and parts list needed. (Max Churui, 1600 Louisiana, Houston, TX 77002)

**E.H. Scott** all-band receiver; serial number TT-342. Schematic, manual, and any information needed. (Robert H. Gleason, Grover Hill, OH 45849)

**Halicrafters** Model S-38 receiver, 1946. Schematic needed. (Robert Antrim, 2513 Grant Rd., Broomall, PA 19008)

**Halicrafters** Model S-40B receiver. Operating manual needed. (Duttee R. Yaghjian, 30 Mason St., Swansea, MA 02777)

**RCA** Model 20 Radiola. Schematic and source of tubes needed. **Atwater Kent** Models 20 and 40. Want to purchase speakers for same. (Norman W. Halverson, 1903 Hillcrest, Grand Haven, MI 49417)

**Philco** Model 7001 VTVM. Schematic and source of parts needed. (Dave Trimble, 2900 Wyoming Ave., Burbank, CA 91505)

**Transis-Tronic** Model S 15 stereo amplifier. Number P-43-ATC 133-A output transformer needed. (S. Gayliardo, 128 Clinton Ave., Brooklyn, NY 11205)

**Webster-Chicago** Model 210 tape recorder needed plus Webcor tape and reels. (LaMar C. Mertz, Jr., 2141 Grove Rd., Bethlehem, PA 18018)

**Readrite** Model 430 tube tester. Operating instructions needed. **Halicrafters** Model S-38E receiver. Servicing manual needed. (R. Paskevitz, 37 Greeley St., South-Side, Pittsburgh, PA 15203)

**RCA** Model III-A Radiola, early 1920's. WD-11 tubes needed; can use UV or UX 199's. (O.B. Toole, 133 W. 3rd St., Unrichsville, OH 44683)

**Heathkit** Model TC-2 tube tester. Assembly instructions needed. (Robert F. Selden, Susan, VA 23163)

**Graybar** Model 550 BC receiver. Schematic and power transformer type GW250 ER needed. **Philco** Model 18 receiver, code 121. Schematic and alignment data needed. (William Petrowsky, 335 Vaughn St., Johnstown, PA 15906)

**Lumatron Electronics** Model 112A-3589 sampling oscilloscope. Schematic needed. (William D. Tuttle, Jr., Dependent Mail Section, APO San Francisco 96301)

**Concord** stereophonic Model 440 tape recorder. Operating manual needed. (F. J. Estvan, Jr., 2346 Geneva Terr., Chicago, IL 60614)

**Philco** Model 40-180 receiver. Schematic needed. (David Turkel, 36 Menzel Ave., Maplewood, NJ 07040)

**Electronic Measurements** Model 200 transconductance tube tester, circa 1954. Schematic, specs, and/or operating manual needed. (Arman Dolikian, 18162 San Rosa, Lathrup Village, MI 48075)

**McMurdo Silver** R9 antenna tuner. Operating instructions needed. (Donn Miller, 2353 San Juan Ave., Walnut Creek, CA 94596)

**Zenith** Model 7G605 portable radio. Schematic and source for parts needed. (Grover Carson, 66-34 60th Pl., Ridgewood, NY 11227)

**Supreme Instruments** Model 563 audio oscillator. Schematic, tube layout diagram, and tube complement list needed. (Marvin R. Weinstein, 3232 E. Stanford Dr., Paradise Valley, AZ 85251)

**National** Model NC 60 Special. Schematic, operating manual, and tuning procedure needed. (Justin E. DeVault, Jr., 610 Foxx St., Johnson City, TN 37601)

**Heathkit** Model CB-1 transceiver. Assembly and instruction manual needed. (Bill Swafford, Banner Elk, NC 28604)

**Heathkit** Model XR-1, P or L. Source for parts needed. (George E. Raymer, 28 Ash St., Galeton, PA 16922)

**Crosley** Model 817 BCB and SW radio. Schematic and parts list needed. (Lowell Kursinsky, 2927 Ridley Rd., Palms, MI 48465)

**Channel Master** Model 6512 superhet. Schematic and tuning capacitor needed. (Norman Tyson, Jr. RD 1, Box 240, Laurel, MD 20810)

**GE** Model T1225 A radio. Schematic and wiring diagram needed. (Don Hoefler, 1402 Mimosa Lane, Silver Spring, MD 20904)

**EICO** Model 221 VTVM. Instruction and maintenance manual needed. (H. C. Cain, Box 66, Coal Hill, AK 72832)

**Olson** Model RA 717 CB radio. Schematic and tube  
(Continued on page 88)

## ASSIST

(Continued from page 87)

placement chart needed. (John Spina, 8915 Major Ave., Morton Grove, IL 60053)

**Hallicrafters** Model SX-28. Source for parts needed. (E. A. Sjolander, Jr., 119 7th St. W., Ashland, WI 54808)

**Philco** Model 7109 oscilloscope. Schematic and specs needed. (E. Ganger, 516 Kirkwood Ln., Virginia Beach, VA 23452)

**Dumont** Type 208-B oscillograph. Manual and schematic needed. (E. Kirk Dahl, 5111 Aldrich Ave. South, Minneapolis, MN 55419)

**National** Model SCR3 XTAL controlled receiver, circa 1945. Source of coils and Xtals needed. (Mark L. DuBay, 500 S. Gilbert, Fullerton, CA 92633)

**Colonial Radio** Model 158 radio. Schematic needed. (Everardo Flotte, P.O. Box 1242, Presidio, TX 79845)

**Raytheon** Model UM30-1 high-band transceiver. Schematic, operating and/or tuning instructions needed. (Reeve Fritchman, Lehigh Radio Network, Bethlehem, PA 18015)

**AMI** Model AA audio frequency amplifier. Schematic and any information needed. (Dennis Adams, 1040 Tulane Ave., San Leandro, CA 94579)

**Dumont** Model 304H cathode ray oscillograph. Operating manual and schematic needed. (R. W. Merdler, 3254 Flamingo Dr., Saginaw, MI 48601)

**Hoffman** Model 789 FM/AM portable car radio. Schematic needed. (Chris Holmes, 1725 Orchard, Fresno, CA 93703)

**Hallicrafters** Model S-38D SW receiver. Schematic, alignment information, and operating manual needed. (Steven Solomon, 582 Larch Ave., Saddle Brook, NJ 07662)

**Galaxy** Model R-530 receiver. Operating manual and any information needed. (James Dalterlo, 356 High St., Webster, MA 01570)

**RCA** Model 7T, circa 1935. Schematic, operating manual, parts list, and source for parts needed. (Michael Krausnick, 1902 3rd Ave., Scottsbluff, NE 69361)

**Majestic** Model 90-B. Schematic and parts needed. (R. Vaux, 6159 King Ave., Maywood, CA 90270)

**Polyphase Instrument** Model TA-1A transistor analyzer. Operating manual and schematic needed. (John Jenkins, 1219 College St., Milton Freewater, OR 97862)

**Hallicrafters** Model S-38E receiver. **Sparton** Model 69 "Equasonne" BCB receiver, circa 1928-30. Schematics and alignment data needed. (Reid C. Wheeler, 702 1/2 Pleasant, Walla Walla, WA 99362)

**RCA** Model 6t2. Schematic and source for parts needed. (Herbert Crosby, 2729 Millard, Shreveport, LA 71108)

**Heathkit** Model OM-3 oscilloscope. Schematic or construction manual needed. (E. C. Galland, William H. Carr Jr. High School, 157th St. & 17th Ave., Whitestone, NY 11357)

**Philmore** Model 700 ICR SW/AM. Schematic and instruction manual needed. (Bobby Richey, Rte. 1, Noble, LA 71462)

**Meissner** analyst, circa 1948-50. Schematic, operating instructions, and source for parts needed. (N. B. Adams, 1902 Dahlia Cir., Nashville, TN 37210)

**Korting** Model 158 S tape recorder. Schematic needed. (Russell Pastuch, 472 Locksley Bay, E. Iklidonan 15, Manitoba, Canada)

**Superior Instruments** Model TV-50 generator. **Superior** Model 76 C. R. bridge and signal tracer. Schematics and operating instructions needed. (Clifford J. Fink, 71 S. Linwood Ave., Norwalk, OH 44857)

**Echophone** Commercial, circa 1945; has 6 tubes; covers .54-30 kHz. Schematic and/or manual needed. (Tom Smith, 7808 E. 108 Terr., Kansas City, MO 64134)

**Heathkit** Model ES-400 modular analog computer. Assembly manuals needed. (Tim M. Sharon, 1206 N. Fairlawn, Santa Ana, CA 92703)

**Stromberg-Carlson** serial no. 880912274 stereo 8 amplifier. Operating instructions needed. (David M. Kingsley, 511 Mapleview Rd., Cheektowaga, NY 14225)

**RCA** Model 7-BX-10 radio. Substitute tube (50A1) and wiring diagram needed. (Jennings Parrott, 3936 Ventura Canyon, Sherman Oaks, CA 91403)

**Atwater Kent** Model 145 receiver. Schematic, source of parts, and operating manual needed. (Brian L. Mack, Rte. 1, Piedmont, KS 67122)

**Solar** Model CF Exam-Eter. capacitor analyzer. Manual and schematic needed. (James Hamilton, 18940 Mendota, Detroit, MI 48221)

**Hallicrafters** Model SX-28 "Super Skyriider" receiver. Schematic and servicing manual needed. (Gavino B. Bautista, LUSAT Amateur Radio Club, La Union School of Arts and Trades, San Fernando, La Union B-515, Philippines)

**Hallicrafters** Model S-41W "Skyriider Jr." SW receiver. Main tuning capacitor, 048-000-144, and parts list needed. (Eric Franks, RFD #5, Findlay, Ohio)

**RCA** Radiola 17 and 18. Wood cabinet needed. **Atwater Kent** Model 55. Metal cabinet needed. (W. D. Huneycutt, Box 535, Norwood, NC 28128)

**Superior Instruments** Model 50 A geneometer. Instruction manual and schematic needed. (Arvin Richardson, Box 389, Ashley, OH 43003)

**Hallicrafters** Model S-40A receiver. Schematic needed. (Thomas P. Keifer, 101 Long Lake Blvd., Akron, OH 44319)

**Philips Industries** Model CM23L receiver. Schematic and operating manual needed. (Daniel Crampton, 62b Chesterton Dr., Ottawa 5, Ont., Canada)

# NEW/CB TRANSCEIVER SOLID STATE PRE-AMP



- Improves CB Base Station Performance
- Works on tube or transistor equipment
- No Modification to CB unit
- On-the-air sign automatically lights when transmitting

Model PCB with built-in power supply, transfer relay, connecting cables, wired and tested.....\$59.95

Write for free literature



AMECO / DIVISION OF AEROTRON, INCORPORATED  
P. O. BOX 6527 • RALEIGH, NORTH CAROLINA 27608

CIRCLE NO. 2 ON READER SERVICE PAGE



# AMATEUR RADIO

(Continued from page 86)

## NEWS AND VIEWS

**Collector and Emitter**, the bulletin of the Aeronautical Center Amateur Radio Club, Oklahoma City, reports that **Fred M. Conover, W7QPK**, Great Falls, Montana, dropped in at the Los Angeles office of the FCC (with his Conditional class license in hand) and took all the amateur examinations the FCC would give him. He passed the 13-wpm General code test, the General and Advanced class written exams, the Extra class 20-wpm code test, and the Extra class written exam. The entire ordeal took approximately three and a half hours.

**G. W. Powell, WN5WLI**, P.O. Box 662, Jonesboro, Ark. 72401, got his Novice license two months after first getting interested in amateur radio. Three months later, he passed his General test—but the ticket has not arrived. Before you read this, he plans on taking the Advanced class exam! In three months he has worked 30 states, using a Heathkit TX-1 transmitter and Heathkit RX-1 (Mohawk) receiver in conjunction with dipole antennas. He keys with a homebrew electronic keyer and has a Heathkit SB-10 SSB adapter standing by. . . . As many prospective amateurs, **Wayne Anreychik, WN2IIZ**, P.O. Box 731, Manville, N.J., stalled around for a couple of years before buckling down to learning the code. But once the decision was made, it didn't take long. In three weeks as a Novice, Wayne has worked 33 states, Canada, England, and Germany. A Knight-Kit T-60 transmitter, Hammarlund HQ-110 receiver, and a 40-meter dipole contributed to the record.



**Greg Ginn, WB6ZNM**, Hermosa Beach, Calif., worked 95 countries running 100 watts to a GSB-100 transmitter. He plans on a new 1000-watt amplifier soon!

**Bruce Fingerhood, WB6UOH**, 18420 Los Alimos St., Northridge, Calif. 91234, has been licensed for two years and will be trying for his Advanced ticket about the time you read this. Bruce uses an EICO 753 transceiver on 80-, 40-, and 20-meter SSB and a Heathkit DX-100 on 160, 15, and 10 meters. Although he has a 3-element, 20-meter beam, Bruce's favorite bands are 40 meters (SSB and CW) and 15 meters (CW) using a homebrew vertical antenna. WB6UOH has worked all states and all continents, as well as 35 countries. Oh yes, an ancient Hammarlund HQ-120X receiver is used in conjunction with the DX-100. . . . **Lee L. Gamble, WN6PAQ**, 750A Colorado, Chula Vista, Calif. 92010, works 80 and 40 meters but makes the 15-meter scene at times. His Knight-Kit T-60 transmitter feeds either a Hy-Gain 18-AVQ vertical antenna or a 15-meter rotary beam. A Heathkit SB-301 does the receiving, A Heathkit SB-401 transmitter and SB-200 linear amplifier await the day Lee gets

# UNUSUAL BARGAINS

FREE! GIANT CATALOG  
... MANY U. S. GOV'T SURPLUS



"See" Your Music in Dazzling Action with

Dramatic Breakthrough in Audio-Visual Enjoyment **MusicVision**

Actually see favorite musical selections translated into fantastic patterns of beautiful color—each individual note creating its own unique, twisting, radiating shape . . . each shape dancing and prancing, whirling and swirling in perfect time with the music. Easy-tape recorder. Send 25c in coin for 16-page booklet. #9095AV.

No. 71.009AV 8" DO-IT-YOURSELF KIT . . . \$22.50 Ppd.  
No. 71.032AV 12" SET . . . \$7.50 Ppd.  
No. 71.057AV 500W SPECIAL EFFECTS PROJECTOR . . . \$24.50 Ppd.



NEW!

### PROJECTION KALEIDOSCOPE

Infinite variety of brilliant color patterns which do not repeat. Specially designed interchangeable projection lens, wheel, 3" proj. lens and Edmund Projector make it all possible. Easily operated. Large screen image of short projection distance perfect for backgrounds, light shows, parties, dances, etc. Front rear projection.

Stock No. 71.121AV . . . \$94.50 Postpaid

### LONG-WAVE BLACK LIGHT FIXTURE



Extremely versatile, compactly designed, long wave (3200-4000 angstroms) black light (ultraviolet) fixture. Has 6-watt, 110-V lamp with built-in filter—eliminates harmful shorter wave ultraviolet rays. Use to identify minerals, fungi, bacteria—check for surface flaws, oil and gas leakage—perfect for displays with fluorescent paper, paints, chalk, crayons, trace powder, incl. adjustable aluminum reflector. Mount vert., hor., or on corner. 10" L. 1 1/2" W. 1 1/4" H.

Stock No. 70.364AV . . . \$9.85 Ppd.  
Stock No. 60.124AV (Replacement Bulb) . . . \$3.25 Ppd.

Order by Stock No.—Check or M.O.—Money-Back Guarantee  
EDMUND SCIENTIFIC CO., 300 EDCORP BLDG., BARRINGTON, N.J. 08007



GIANT FREE 148 PAGE CATALOG "AV"  
Dozens of electrical and electromagnetic parts, accessories. Enormous selection of Astronomical Telescopes, Microscopes, Binoculars, Magnifiers, Magnets, Lenses, Prisms. Many war surplus items for hobbyists, experimenters, workshops, factories. Write for catalog. . . . include Zip. EDMUND, 300 EDCORP BLDG. BARRINGTON, N.J. 08007  
CIRCLE NO. 11 ON READER SERVICE PAGE

IT COSTS ONLY  
1/100 OF 1¢ MORE  
PER SOLDER JOINT  
TO KNOW YOU ARE USING THE  
WORLD'S FINEST CORED SOLDER



New Easy  
Dispenser  
Pak  
60/40  
18 S.W.G.

Latest PC  
(Printed  
Circuit) Pak  
60/40 Extra Thin  
22 S.W.G.—.028"

each only 69¢ per package at your dealer

EASIN **Multicore** FIVE-CORE SOLDER

MULTICORE SALES CORP., WESTBURY, N.Y. 11590  
CIRCLE NO. 20 ON READER SERVICE PAGE

# Build this magnificent Schober Theatre Organ

for only  
\* \$1550!



\*Includes finished walnut console. Amplifier, speaker system, optional accessories extra. Only \$1150.50 if you build your own console.

You couldn't touch an organ like this in a store for less than \$3500—and there hasn't been a musical instrument with this vast variety of genuine Theatre Organ voices since the days of the silent movies! If you've dreamed of the grandeur of authentic big-organ sound in your own home, you won't find a more satisfying instrument anywhere—kit or no kit.

You can learn to play it. And you can build it, from Schober Kits, world famous for ease of assembly without the slightest knowledge of electronics or music, for design and parts quality from the ground up, and—above all—for the highest praise from musicians everywhere.

Send right now for your copy of the full-color Schober catalog, containing specifications of the five Schober Organ models, beginning at \$599.50. No charge, no obligation—but lots of food for a healthy musical appetite!

The *Schober* Organ Corp., Dept. PE-30  
43 West 61st Street, New York, N.Y. 10023

- Please send me Schober Organ Catalog and free 7-inch "sample" record.  
 Enclosed please find \$1.00 for 12-inch L.P. record of Schober Organ music.

NAME \_\_\_\_\_

ADDRESS \_\_\_\_\_

CITY \_\_\_\_\_ STATE \_\_\_\_\_ ZIP \_\_\_\_\_

CIRCLE NO. 24 ON READER SERVICE PAGE

Now you can

## "Turn on the visor"

and hear your hi-ll!



Revolutionary, super-thin, super hi-ll speakers let you get sound from the smallest spaces! Doors, chairs, tables, even from auto sun-visors. Easy to install. See your audio or parts dealer or write for full data on these new hi-ll space savers.

**The Magltran Company**

311 E. Park St., Moonachie, N. J. 07074



## GET INTO ELECTRONICS

V.T.I. training leads to success as technicians, field engineers, specialists in communications, guided missiles, computers, radar, automation. Basic & advanced courses. Electronic Engineering Technology and Electronic Technology curricula both available. Associate degree in 29 months. B.S. obtainable. C.I. approved. Start September, February, Dornas, campus. High school graduate or equivalent. Catalog.

**VALPARAISO TECHNICAL INSTITUTE**  
DEPARTMENT PE, VALPARAISO, INDIANA 46383



his General ticket. Another "rag-chewer." Lee much prefers long chats to "hello-goodbye" contacts; so he has only 11 states and one foreign country confirmed. . . . **Paul W. Olin, WA1FXD**, 382 Linden St., Boyleston, Mass. 01505, started his Novice career with a Johnson Ranger transmitter and an inexpensive receiver without too much success until his neighbor, **KIERT**, told Paul that there were stations answering his CQ's! Paul's new (slightly used) Drake 2B receiver made a dramatic improvement in his results. Then, over a period of two years, he acquired General, Advanced, and Extra class licenses (he thinks he passed that last one), a Mosley TA-33-Jr, triband beam on a 70-foot tower, and a Johnson Valiant transmitter. Some SSB equipment is next on his "must-have" list.



Herb Coleman, W4AVX, teaches amateur radio on the 12-week "Ham Operators Club" aired over the Alabama Educational Television Network. The Collins 32V-2 transmitter, the modern Galaxy-V transceiver, and the electronic components on the studio wall are used to illustrate points in the televised lessons.

**Bill Santee, WN9ZMF**, 70 S. Lake St., Mundelein, Ill. 60060, had a real thrill when his first transmission on 15 meters was answered by a PY5 (Brazil)! So far, his Heathkit HW-16 CW transceiver, homebrew transmitter, and Hallicrafters SX-130 receiver have worked 31 states and three countries. A Hy-Gain 14-AVQ vertical antenna and a dipole do the radiating. A trip to the FCC office in Chicago is scheduled soon for license re-reading. . . . Doing it the hard way! **Stewart S. Perry, W1BB**, 36 Pleasant St., Winthrop, Mass. 02152, heard HKOTU, Malpeo Island, apparently answering his call for post-war country 100 and DXCC on 160 meters when everything went "dead." There was a short in the 235 feet of coaxial cable to the antenna. Climbing the antenna tower at midnight with the temperature at 33 degrees and the wind blowing at 25 MPH, Stew found a shorted, water-logged coax connector. Driving one and a half miles, Stew picked up an "emergency" piece of coax, returned, climbed the tower again and spliced in the new cable. Down the tower again and into the shack to connect the new cable to the antenna relay. Eureka! HKOTU was still there and answered W1BB's second call to make the 100th 160-meter country contact complete and official. The whole episode took just 30 minutes. As Stew leaned back to take a breath, he suddenly realized that he had forgotten to wear his safety belt when he climbed the tower. Excited?

Even if you didn't climb your tower at midnight, your friends would like to read about your exploits in "News and Views" and see your picture. Also, I appreciate being put or kept on the mailing list to receive your club paper. Address all mail to: Herb S. Brier, W9EGQ, Amateur Radio Editor, POPULAR ELECTRONICS, P.O. Box 678, Gary, Ind. 46401.

73, Herb, W9EGQ

POPULAR ELECTRONICS

## SHORT-WAVE LISTENING

(Continued from page 83)

**Italy**—Rome noted s/on at 0415 in Italian on 6095 kHz, a new frequency. Also good is the N.A. xmsn at 0105 in English and 0120 in French on 9575 kHz.

**Kuwait**—R. Kuwait was noted at 1415 with Arabic music on 17.795 kHz, apparently a new channel for the Home Service repl. 17.810 kHz. A tentative logging of the station is on 17,750 kHz at 1805 in Arabic.

**Lebanon**—Beirut opens in Arabic and English to Africa at 1830 on 15.350 kHz, another new frequency.

**Liberia**—ELWA, Monrovia, noted in vernacular on 15,170 kHz, up from their usual 15,155 kHz, at 1930; this was followed by religious programming.

... The VOA relay in Monrovia was found at 6035 kHz at 2230 with clear ID.

**Mauretania**—Nouakchott, 4850 kHz, has an extended schedule on Sundays with native chanting until past their normal 2145 s/off.

**Mozambique**—R. Pax, Beira, is again audible at times on 7205 kHz from 0357 s/on and into Portuguese. ... R. Clube Mozambique has a schedule different than that appearing in some publications.

"A" Program in Portuguese is at 1630-2100 on 4925 kHz. 0430-1800 on 6115 kHz. 0430-2100 on 11,820 kHz and 0600-2100 on 15,295 kHz. All 25 kW except 6115 kHz which is 10 kW. The "B" Program in English and Afrikaans is at 1815-0345 on 3218 kHz (10 kW), 0300-0700 and 1500-2200 on 4855 kHz (20 kW), 0415-1745 on 6050 kHz (25 kW), 0630-1400 on 9620 kHz (10 kW) and 0300-1845 on 11,780 kHz (7.5 kW). "A Voz do Mocambique" in various African languages is aired at 0930-1200 and 1530-1930 on 11,845 kHz (100 kW).

**Nicaragua**—As reported last month, *Radiodifusora Nacional Nicaragua Managua* continues to be well heard on 5935 kHz from 2300-0400 s/off and now on the new frequency of 11,875 kHz at 1435-2130 with L.A. music, instrumental music, numerous ID's and requests for reports.

**Norway**—R. Norway, Oslo, is operating to the Pacific, West Indies and South America at 2000 on 11,735, 17,825, 21,655, 21,730 and 25,730 kHz and to West Indies, Central and South America and East Coast N.A. at 2200 on 15,125, 15,345, 17,825 and 21,655 kHz.

**Peru**—OAX5U, R. La Voz de Huamanga, Huamanga, listed for 4815 kHz, is actually on 6201 kHz where it is heard after 0200 with lengthy listener request periods, frequent ID's and time checks. OAX7K, R. Puno, Puno, 5925 kHz, is very weak with RTTY QRM after 0200 with light music, many ads and very few ID's.

**Qatar**—Qatar Radio, Doha, has this schedule: daily 0300-0535 (Friday to 0735) and 1300-1835 on 9570 kHz. Available frequencies include 6135, 7150, 9550, 11,710 and 11,900 kHz.

**Reunion**—According to a letter from the station, Saint Denis now uses 4 kW on 2146 and 4807 kHz at 0230-1800. Other short-wave channels appear to have been deleted.

**Rhodesia**—Gwelo noted at s/on at 0355 after an IS and into English on the new frequency of 5012 kHz.

**Sudan**—R. Omdurman observed around 0400 in Arabic on 7200 kHz although QRM from VOA generally prevents a positive ID.

**Tanzania**—R. Tanzania, Dar-es-Salaam, 15,435 kHz, generally poor at 1805-1835 with native music and commentary. R. Tanzania, Zanzibar, 9550 kHz, in Swahili home service noted at 1315 with African music and a few announcements.

**Tunisia**—R. Tunis, 15,215 kHz, is noted around 2315-2330 with a short annnt and anthem just prior to s/off; this may be a rough channel to tune in

June, 1969

# Olson®



\* **FREE**

Fill in coupon for a **FREE** One Year Subscription to **OLSON ELECTRONICS' Fantastic Value Packed Catalog—Unheard of LOW, LOW PRICES on Brand Name Speakers, Changers, Tubes, Tools, Stereo Amps, Tuners, CB, and other Values. Credit plan available.**

NAME \_\_\_\_\_  
ADDRESS \_\_\_\_\_  
CITY \_\_\_\_\_ STATE \_\_\_\_\_  
GIVE ZIP CODE \_\_\_\_\_

If you have a friend interested in electronics send his name and address for a **FREE** subscription also.

## OLSON ELECTRONICS

401 S. Forge Street Akron, Ohio 44308

CIRCLE NO. 21 ON READER SERVICE PAGE

# FREE

### RADIO-TV ELECTRONICS

## 69

**ANNUAL CATALOG**  
No. 691

BURSTEIN-APPLEBEE  
 3199 MERCIER ST., KANSAS CITY, MO. 64111

# BA

BURSTEIN-APPLEBEE  
SINCE 1927

GIANT 1969  
RADIO-TV  
ELECTRONICS  
CATALOG

228 GIANT  
VALUE-PACKED  
PAGES

WRITE FOR YOUR FREE COPY TODAY

BURSTEIN-APPLEBEE CO., DEPT. PE-F  
3199 MERCIER ST., K.C., MO. 64111

NAME \_\_\_\_\_  
ADDRESS \_\_\_\_\_  
CTY \_\_\_\_\_ STATE \_\_\_\_\_ ZIP \_\_\_\_\_

CIRCLE NO. 5 ON READER SERVICE PAGE

# Drake RF Wattmeters



**W-4 \$49.50**  
1.8-54 MHz



**WV-4 \$73.50**  
20-200 MHz

Reads forward and reflected power directly in watts (VSWR from nomogram). Two scales in each direction. **Size:** 5½" H x 3¾" W x 4" D.

Model	Full Scale	Calibration Accuracy
W-4	200 watts	±(5% of reading + 2 watts)
	2000 watts	±(5% of reading + 20 watts)
WV-4	100 watts	±(5% of reading + 1 watt)
	1000 watts	±(5% of reading + 10 watts)

Write for **FREE Brochure P59**  
**R. L. DRAKE COMPANY**

540 Richard Street, Miamisburg, Ohio 45342

CIRCLE NO. 29 ON READER SERVICE PAGE

**FIVE COURSES  
FOR TECHNICIANS WITH  
EXTENSIVE LABORATORY TRAINING!**



ALL Courses approved for Veterans' training

Electronics Technician ..... eight, 10-week sessions  
Electronics Mechanic ..... six, 10-week sessions  
Broadcast Engineer ..... six, 10-week sessions  
Radiotelegraph Operator ..... five, 10-week sessions  
Radio-TV Servicing ..... four, 10-week sessions

JUNE 9, 1969, SEPTEMBER 2, 1969, NOVEMBER 10, 1969,  
JANUARY 19, 1970, MARCH 30, 1970, JUNE 8, 1970,  
SEPTEMBER 2, 1970, NOVEMBER 9, 1970.

New Sessions follow in 10 week intervals from dates listed.

**PORT ARTHUR COLLEGE**

1500 Proctor, Box 310C, Port Arthur, Texas 77640

**FREE BROCHURE**

CIRCLE NO. 30 ON READER SERVICE PAGE

although reports from Southern states indicate good reception.

**Turkey**—R. Ankara apparently has deleted its German and French xmsn at 1830-1930 on 9515 kHz in favor of all Turkish; however, German is aired at 2100-2130 on 15,160 kHz. English is still heard at 1415-1445 on 17.817 kHz and 2200-2230 on 15,160 kHz.

**Uruguay**—CXA3. R. Ariel, Montevideo, was logged with a period of commercials in Spanish followed by a short newscast at 2300 on 6075 kHz.

**USA**—Students of Oklahoma City University please note: we've received a report that your Electronics Division has received permission from the FCC to operate a 50-watt station on 6106 kHz from 0200-0300 with the callsign WACW. Can anyone definitely confirm the existence of this station and, especially, the "W" callsign in "K" territory?

**Venezuela**—YVQN, Ondas Portenas, Puerto La Cruz, 4790 kHz, has a weekly broadcast to listeners who have sent in reception reports. Tune for it on Saturdays at 0500. . . . YVMG, Maracaibo, 4810 kHz, was noted with an English ID at 0105 on a Monday; the ID included the medium-wave outlet. The musical program that followed had commercials in English.

**Vietnam (North)**—Voice of Vietnam, Hanoi, broadcasts to American GI's daily on 11.950 kHz at 1130 with war protest songs, statements by US prisoners of war and a daily listing of servicemen of the US who have been killed.

**Unidentified**—What appears to be a Russian regional station is being heard from 0215-0500 s/oft at 7097-7100 kHz. They relay R. Moscow at 0300-0500. This station has never been heard to use an IS nor is the closing anthem that of the Soviet Union.

## UJT TESTER

(Continued from page 35)

always be in the OFF position when you are not making tests. Plug the UJT into the test socket or connect it to the test leads, being sure that you have the correct connections.

Place *S1* in the  $\eta$  position and turn on the power. The meter should indicate slightly up-scale, if the UJT is good. If the meter shows no indication, either the UJT is bad or the leads have not been correctly attached. To measure  $\eta$ , depress the CALIBRATE switch (*S2*) and adjust *R4* (CALIBRATE CONTROL) until the meter indicates full scale. Release *S2* and read the value of  $\eta$  on the meter (full scale = 1).

To measure  $I_{B2}$ , set *S1* on  $I_B$  and adjust *R4* until the meter indicates mid-scale, which is 50 mA. Now place *S1* in the  $I_{B2}$  position and read the base-2 current on the meter scale (full scale = 100 mA). Do not operate the UJT under these conditions for extended periods of time since it can be damaged with this amount of current.

-30-

## SOLID STATE

(Continued from page 80)

are the latest members of Motorola's (P.O. Box 955, Phoenix, Ariz. 85001) growing line of opto-electronic devices. One type, the MRD450, is assembled in a two-lead package with an integral lens for highest sensitivity and definition. Types MRD100 and MRD150 are in subminiature packages for high-density applications. With minimum sensitivities ranging from 0.04 mA/mW/cm<sup>2</sup> to 0.2 mA/mW/cm<sup>2</sup>, the new units are relatively inexpensive and suited for high-volume commercial and consumer applications. The new devices may be used in applications such as security alarms, home lighting controls, toys, auto-light switches and sensors, test equipment, and automatic reading or identification instruments.

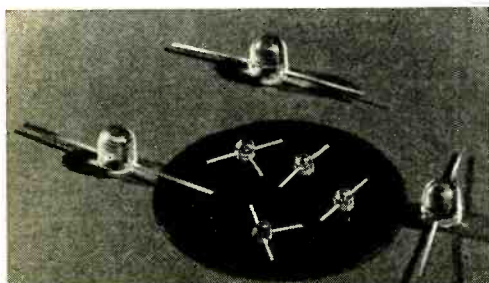


Fig. 3. Motorola's new molded-plastic phototransistors for alarms, toys, controls. A 1"-diameter silicon wafer contains 1200 phototransistor dice.

Motorola has also announced a new monolithic voltage regulator (Fig. 4) which has an output impedance of only 20 milliohms and a regulation of 0.002% at outputs up to 500 mA. The regulator is available in two packages: MC1560R is in a 9-pin variation of the TO-66 transistor case and can dissipate up to 10 watts with a 500-mA load; MC1560G, in a 10-pin TO-5 case, can




Fig. 4. Geometry (left) and case version of Motorola's new integrated circuit voltage regulators.

June, 1969

LEARN

# ELECTRONICS

## COYNE ELECTRONICS INSTITUTE

Electronics Engineering Technology—Degree (2 Yrs.)  
Electrical-Electronics Technician—Diploma (40 Wks.)  
TV-Radio-Electronics Technician—Diploma (48 Wks.)  
Complete Electronics Technician—Diploma (88 Wks.)  
Practical Electrical Maintenance—Diploma (32 Wks.)  
Practical Refrigeration Air Conditioning  
and Appliance Repair— Diploma (24 Wks.)

Special finance plans. Graduate employment service.

### MAIL COUPON FOR FREE BOOK

Coyne Electronics Institute Dept. A9-C2  
1501 W. Congress Pkwy., Chicago, Ill. 60607

Send information as checked below

- HOME TRAINING in TV, Radio and Color TV Servicing.  
 RESIDENT SCHOOL COURSES in Electronics, Electricity, Engineering Technology, Television, Refrigeration, and Air Conditioning.

Name.....Age.....

Address.....

City.....State.....Zip.....

#### APPROVED FOR VETERANS

Accredited Member: National Association  
Trade and Technical Schools.



CIRCLE NO. 9 ON READER SERVICE PAGE

# Free Sound Catalog

The largest  
selection of  
speaker system  
components.  
Anywhere.



Send for your  
free copy...today! **Jensen**

Jensen Manufacturing Division, The Muter Company  
5655 West 73rd Street • Chicago, Illinois 60638

NAME

ADDRESS

CITY

STATE

ZIP

CIRCLE NO. 15 ON READER SERVICE PAGE

dissipate 1.8 watts and regulate 200 mA. Less expensive versions (narrower temperature ranges and slightly relaxed specifications) are available as types MC1460R and MC1460G.

**Color-Coded Transistors?** General Electric's Semiconductor Products people (Syracuse, N. Y.) are now packaging their popular low-cost D27 "Power Tab" transistors in colored silicone plastic. The D27C *npn* power transistor is red, while its complementary *pnp* cousin, the D27D, sports a beautiful shade of green. Both units are rated at 3 amperes continuous, 5 amperes peak collector current.

Japan's Sony Corporation has developed a monolithic integrated circuit audio amplifier that can deliver up to 18 watts continuous r.m.s! With a maximum current rating of 4 amperes at 40 volts, the new device contains two power transistors, four small signal transistors, a diode, and six resistors on a chip measuring only 1.5 by 1.75 mm. It is assembled in a strap-style, heat-sinked flat package. Chances are this new device will show up first in the U. S. later this year in Sony's own line of stereo units, radios, and other consumer products.

**Transitips.** One of our neighbors recently complained that he had spent a lot of money having his small transistorized receiver repaired in an attempt to correct a comparatively simple "defect"—the set continued to play for a couple of seconds *after* it had been switched off. Thus far, he said, the set's power switch had been replaced three times with no success. We have heard this complaint several times before from readers. The fact is that such operation may not indicate a defect at all. It may actually be normal, if not typical, of some types of transistorized equipment.

Quite often, the manufacturer "floats" a large value electrolytic capacitor across the equipment's power source. This capacitor, which may be used in battery-operated as well as a.c. line-powered equipment, serves to reduce the power source's effective a.c. impedance and thus minimize interstage coupling through the power supply. Its use may help increase effective battery life. Once charged, however, the capacitor acts as a power reservoir operating the equipment for a short time after the power switch is opened. The period of time during which operation continues depends on the equipment's power requirements and the value of the capacitor.

Speaking of transistorized equipment and batteries, it's time to check the batteries for your portable equipment—summer, with picnics, beach parties, and vacations, is on its way.

—Lou

## IMPEDANCES

(Continued from page 69)

pedance (at 1 kHz) of the amplifier under test. The input impedance at any other audio frequency can be measured similarly.

**Output Impedance.** In the circuit shown at (B), the output of the signal generator is coupled directly to the input of the amplifier and the voltmeter is used to measure the amplifier output across a variable load. The resistance of the potentiometer should be up to 50 ohms for a loudspeaker load, up to 25,000 ohms if the load is a transistor power amplifier, and up to 1 or 2 megohms if the load is a tube circuit. If the amplifier does not have a capacitor-coupled output, the variable load resistor should be connected to the output through a large-value capacitor whose reactance is low at the testing frequency.

Set the load potentiometer close to its maximum resistance and apply a signal to the amplifier. Record the voltmeter reading as  $V1$ . Reduce the value of the load resistor until the voltmeter reads about 10% less than before. Record this voltage as  $V2$ . Without disturbing the setting of the potentiometer, remove it from the circuit and measure the resistance between the free end and the rotor. Record this value as  $R1$ .

The output resistance can then be calculated from  $Z = R1/V2(V1 - V2)$ . For example, if  $R1$  is 3000 ohms,  $V1$  is 3 volts and  $V2$  is 2.5 volts, the output impedance of the amplifier is  $3000/2.5(0.5) = 2400$  ohms.

-30-

### CITIZENS BAND JAMBOREE CALENDAR

June 14, Volunteer State CB Radio Club, Chattanooga, Tenn., 6th Annual Bar-B-Que at Hamilton County Park, Lake Chickamauga. Proceeds are for Rescue Squads as part of the Chattanooga, Hamilton County Civil Defense.

June 28, Cumberland Valley CB Radio Club, Nashville, Tenn., Jamboree at National Guard Armory, Sidco Dr., Nashville. Contact: P.O. Box 7285, Nashville 37210.

# POPULAR ELECTRONICS READER SERVICE PAGE

## free information service:

Here's an easy and convenient way for you to get additional information about products advertised or mentioned editorially (if it has a "Reader Service Number") in this issue. Just follow the directions below... and the material will be sent to you promptly and free of charge.

**1.** Print or type your name and address on the lines indicated. Circle the number(s) on the coupon below that corresponds to the key number(s) at the bottom of the advertisement or editorial mention(s) that interest you. (Key numbers for advertised products also appear in the Advertisers' Index.)

**2.** Cut out the coupon and mail it to the address indicated below.

**3.** This address is for our product "Free Information Service" only. Editorial inquiries should be directed to POPULAR ELECTRONICS, One Park Avenue, New York 10016; circulation inquiries to Portland Place, Boulder, Colorado 80302.

**POPULAR  
ELECTRONICS**

P.O. BOX 8391  
PHILADELPHIA, PA. 19101

VOID AFTER JULY 31, 1969

1 2 3 4 5 6 7 8 9 10 11 12 13 14 15 16 17 18 19 20  
21 22 23 24 25 26 27 28 29 30 31 32 33 34 35 36 37 38 39 40  
41 42 43 44 45 46 47 48 49 50 51 52 53 54 55 56 57 58 59 60  
61 62 63 64 65 66 67 68 69 70 71 72 73 74 75 76 77 78 79 80  
81 82 83 84 85 86 87 88 89 90 91 92 93 94 95 96 97 98 99 100

NAME (Print clearly) \_\_\_\_\_

ADDRESS \_\_\_\_\_

CITY \_\_\_\_\_ STATE \_\_\_\_\_ ZIP CODE \_\_\_\_\_

6 Nb



**DEALERS!  
HOBBYISTS!**

**NEW AND  
FREE  
FROM WINEGARD**

Our giant catalog of TV and FM antennas, mounts, wire, couplers, amplifiers, wall plates and antenna systems equipment!

Now, for the first time ever, you can have Winegard's sensational 52-page Catalog illustrating and describing the world's most complete line of high quality antennas and MATV equipment for homes and commercial buildings. That's right! Even if you're not in the electronics business, you can use this Catalog to select famous Winegard products. Send for your FREE copy today, plus the name of your nearest Winegard distributor.



**Winegard**  
ANTENNA SYSTEMS

WINEGARD COMPANY, 3022-3 Kirkwood Street  
Burlington, Iowa 52601

Gentlemen: Please send me your FREE Catalog.

Electronics is my business.  Electronics is my hobby.

NAME \_\_\_\_\_ (please print)

ADDRESS \_\_\_\_\_

CITY \_\_\_\_\_ STATE \_\_\_\_\_ ZIP \_\_\_\_\_

**CIRCLE NO. 27 ON READER SERVICE PAGE**

**IT'S WHAT'S IN THE  
CAN THAT COUNTS!**

**QUALITY . . .**

**Manufactured  
to YOUR SPECS!**

Our control of quality throughout precision manufacturing gives you crystals produced for your operating requirements that assure exact frequency control.

**For Quality  
Results Tell  
Us Your Needs**



**CRYSTEK**

FORMERLY TEXAS CRYSTALS DIVISION  
of Whitehall Electronics Corp.

1000 Crystal Drive Fort Myers, Florida 33901  
Telephone Area 813 - WE 6-2100  
Plants in Fort Myers and Los Angeles

**CIRCLE NO. 10 ON READER SERVICE PAGE**

**PRINTED CIRCUITS**

(Continued from page 64)

copper side up, and tape them together to the top of a table so that they will not separate during the subsequent operations.

Using a sharp scribe or similar hand tool, prick through the paper at each point where a component lead (or jumper) hole is to be. The sharp tool will make distinct impressions in the soft copper foil. Do not use a nail punch or other tool that requires a heavy hand since they may damage the relatively brittle PC board.

Once all holes have been marked, remove the paper pattern. Use liquid resist and a fine pen or brush to draw in the previously laid-out foil pattern. Take care not to touch the boards with the fingers. If you accidentally make a mistake, let the resist dry and use a hard ink eraser or the edge of a sharp knife blade to remove the unwanted resist. After making a correction in this way, be sure to brush removed pieces of resist from the board. Use a soft, dry brush. When the pattern has dried thoroughly, use the sharp edge of a knife blade to clean up the pattern. Make sure that there is enough room between the adjacent foil leads to prevent a solder bridge from forming when the components are installed.

The last step is to recheck the foil pattern against the original schematic. Make sure that all required holes have distinct impressions and that there are no resist spots on the shiny board.

Etch the board following the instructions supplied with the etchant you are using. After the pattern has been etched, rinse the board in cold running water and use steel wool to remove the resist. Use a bit of the proper size to drill the necessary holes.

-30-

**Coming Up in August . . . .**

**ANNUAL DIRECTORY  
OF CB EQUIPMENT**

*Details on all the new models  
with complete specs, prices, etc.*



# tips & techniques

## COAX CONNECTOR WRENCH

The last time you soldered a BNC coaxial connector to the end of a cable, did you have a tough job trying to assemble the connector

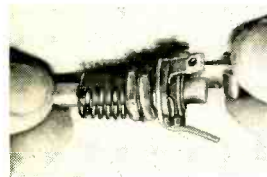


because you didn't have a wrench that would fit? Well, you may not have realized it, but if you have a Weller soldering gun, the tip-changing wrench that came with it is perfect for the job of assembling BNC connectors. Not only is the box cutout just right, the thickness of the wrench could leave nothing more to be desired.

—R.L. Mucha

## EMERGENCY PUSHBUTTON SWITCH

According to the laws of chance, if something is to go wrong, it will do so at the worst possible time and under the worst possible conditions. So, the next time you need a momentary-action pushbutton switch in a hurry



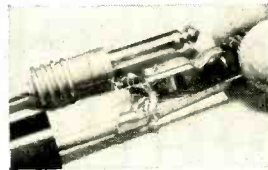
and all the stores are closed, try this simple trick. Locate about a 2" length of 1/4"-diameter metal rod (cut possibly from the extension shaft of a potentiometer), a phone jack, and a compression spring. Slip the rod into the jack until it touches the iso-

lated contact of the jack. Now, determine the length of spring needed to return the jack/rod switch to the "open" condition. Remove the rod from the jack, drill a hole through the rod, and fasten the spring to the shaft via the hole. Reassemble the switch, and that's it (see photo). The jury-rigged switch will serve until you can get to the store and buy a regular switch.

—Dean Becker

## REDUCE STEREO HEADPHONE SENSITIVITY

A few stereo headphones are just too sensitive to be used with some hi-fi amplifiers. You can reduce the sensitivity of your phones if you have a pair of 100-ohm, 1/4-watt resistors



and a Switchcraft Type 267 stereo plug. Connect the resistors in series with the signal leads from the phones and the respective connections on the phone plug as shown in the photo. The resistors are small enough in size to fit neatly inside the plug's plastic handle, so you will not have an unsightly mess dangling from the end of the headphone cable.

—Donald R. Hicke

## MARK SCREWDRIVER HANDLE

A mark on the end of your screwdriver handle, showing the orientation of the blade flats



(a cross for Philip's screwdrivers), can come in handy when you have to work in a blind area. For flat-blade screwdrivers, another mark near the blade shank will tell you by feel the blade's orientation. These marks

can be made with a medium three-corner file and filled in with paint.

—S. Clark



Perfect For  
POLICE • FIRE  
Other Law Agencies • Tow Trucks  
• Civil Defense •

Complete with AC and DC power cables, Mounting bracket, less crystals. Crystals \$5.00 ea.

FR-104  
(25-50 MHz)  
FR-105  
(150-175 MHz)

**\$140<sup>00</sup>**

## LISTEN TO: POLICE & FIRE REPORTS

FOR INDUSTRIAL, COMMERCIAL, UTILITY AND GOVERNMENT USE

CRYSTAL CONTROLLED • DUAL CONVERSION • LOW POWER DRAIN

Specifically designed for simplicity of operation and efficiently engineered for dependable service. Fits the smallest autos yet powerful enough to deliver a clean clear signal. Features: 6 crystal controlled frequencies, Dual Limiter, Quadruple tuned RF stage for greater image rejection, Noise Free squelch, PLUG IN crystals for instant freq. change. Compatible with all major continuous tone systems. Operates on 117VAC & 12VDC. Size: 6 7/8" x 2 5/8" x 8 1/2" / Wt: 3 lbs. 8 oz.

SONAR RADIO CORP., 73 Wortman Ave., Bklyn, N. Y. 11207

Please send information on FR-104/105 FM Monitor Receivers. Dept. 150

Name \_\_\_\_\_

Address \_\_\_\_\_

City \_\_\_\_\_ State \_\_\_\_\_

CIRCLE NO. 25 ON READER SERVICE PAGE

# INDEX

## TO VOLUME 30

---

### JAN.—JUNE 1969

#### AMATEUR RADIO

Amateur Radio (Brier)	
The FCC Writes Letters/Takes Action .....	95 Jan.
Report on Russian Hams .....	85 Feb.
Another DX Journey .....	87 Mar.
New Novice License Eligibility .....	84 Apr.
Annual 6-Meter Short-Skip Watch Is On .....	83 May
Amateur Radio Program Begins 10th TV Season .....	85 June
Broadband Dipole for 75/80 Meters (Dahlquist) .....	66 Jan.
Frequency Calibrator, Advanced Ham (Johnson) .....	57 Jan.
Happy Hybrid, Build a (Logan) .....	48 Mar.
Hatfield Hams and CB McCoys, The (Allen) .....	73 Feb.
No Place To Go But Up (Humphrey) .....	75 Mar.

#### CITIZENS BAND RADIO

Hatfield Hams and CB McCoys, The (Allen) .....	73 Feb.
On The Citizens Band (Spinello)	
What's CB? .....	84 Jan.
Explorer Scouts Do Their Duty .....	79 Feb.
Monitour '69 .....	84 Mar.

#### CONSTRUCTION

Ammeter, Low-Cost AC (Johnson) .....	50 May
Amplifier, Mini-Watt IC (Kires) .....	47 Jan.
AM Tuner, A Varicap Front End (Mangieri) .....	76 May
AM Tuner, Top-Rated (Cuccia) .....	43 Jan.
Antenna Bridge, Simplest (Ashe) .....	66 Apr.
Antenna, Extended Double Zepp FM (Nelson) .....	70 Jan.
Audio Voltage Standard, Precision (Gilbert) .....	71 Jan.
Broadband Dipole for 75/80 Meters (Dahlquist) .....	66 Jan.
Burglar Alarm, "Build Infrared Sensor" .....	27 Jan.
Compression Sustainer, For Your Guitar (Anderton) .....	63 May
DCU, Third-Generation (Troemel) .....	43 Feb.
Eyeballer, Build the (White) .....	41 June
Flasher, Build 200-Watt Dual (Simonton) .....	50 Feb.
Frequency Calibrator, Advanced Ham (Johnson) .....	57 Jan.
Frequency Counter, POPULAR ELECTRONICS Uni-	
versal (Lancaster) Part 1 .....	33 Mar.
Part 2 .....	41 Apr.
(Out of Tune) .....	11 June
Fuse Eliminator (Johnson) .....	59 June
IC Telltale (Troemel) .....	69 Apr.
Metal Locator, Build a "Different" (Huggard) .....	53 Feb.
Metronome, Build a Cheapie (Greif) .....	67 Jan.
Ohmmeter, Constant-Current (Kaufman) .....	53 Apr.
Op-Tach, Build (Simonton) .....	27 Mar.
(Out of Tune) .....	11 June
OWL, Your Own Private (Archer) .....	51 June
Pitch Reference, Second-Guessing the (Hoyt) .....	70 June
Power Inverter, Build a (Colt) .....	65 May
Power Supply, Build Your Own .....	72 Feb.
Preamp, Build the FET (Meyer) .....	27 May
Preamplifier, IC Stereo (Jarrett) .....	52 Mar.
Printed Circuits, Path of Least Resist(ance)	
(Hartkopf) .....	63 June
Psych-Analyzer, Build a (Devine) .....	27 Feb.

Pulse Generator, Build a Pos-Neg (Tooker) .....	34 Apr.
Riot Restraint, Build the (Lowe) .....	47 Apr.
SCR Tester, Build the (Cuccia) .....	47 May
Semiconductor Tester, "Build the Lampleak"	
(Gorgenyi) .....	82 Jan.
Shutter Control, Build an Electronic (Ford) .....	75 Apr.
Slot-Car Win Detector, Build (Lemen) .....	41 May
Sound-With-Sound Mixer (Demaw) .....	59 Mar.
(Out of Tune) .....	11 June
Speaker System, A "Bigger-Than-Life" (Weems) .....	53 May
Speaker System, Build the Big Six (Weems) .....	33 Jan.
Speaker System, Build Thrifty Three-Way (Weems) .....	59 Feb.
Thermometer, Build Sound-Signal (Tooker) .....	59 Jan.
Touch Alarm, Build Low-Cost (Graf) .....	92 Feb.
Touch Control, Build the (Striggow) .....	56 Apr.
UJT Tester, Build the (Cuccia) .....	33 June
VHV Supply, Build (Fuge) .....	46 Apr.
Volt Box, Build A (Chesson) .....	77 Jan.
VR with IC (Thorkelson) .....	79 Jan.
WWRC, Build (Wired Wireless Remote Control)	
(Simonton) .....	27 June

#### DEPARTMENTS

Electronics Library	
14 Jan., 12 Feb., 14 Mar., 114 Apr., 14 May, 16 June	
Letters From Our Readers	
8 Jan., 8 Feb., 8 Mar., 8 Apr., 8 May, 8 June	
New Literature	
16 Jan., 16 Feb., 16 Mar., 14 Apr., 12 May, 14 June	
New Products	
22 Jan., 22 Feb., 22 Mar., 22 Apr., 22 May, 22 June	
Operation Assist	
102 Jan., 110 Feb., 110 Apr., 87 June	
Out of Tune	
Mannerly Table Lamp (Nov. 1968, p. 79) .....	111 Feb.
Op-Tach (Mar. 1969, p. 27) .....	11 June
Sound-With-Sound Mixer (Mar. 1969, p. 59) .....	11 June
Frequency Counter, POPULAR ELECTRONICS	
Universal, Part 2 (Apr. 1969, p. 41) .....	11 June
Tips and Techniques .....	79 Apr., 97 June

#### FEATURE ARTICLES

Battery, Choosing the Right (Harlow) .....	53 Jan.
Dizzy Machine, The (Ware) .....	51 Apr.
Electret, The Not Altogether Forgotten (Cohen) .....	70 Mar.
FAX (Castigan) .....	33 Feb.
Finding Parallel Resistances (Ives) .....	61 June
Hatfield Hams and CB McCoys, The (Allen) .....	73 Feb.
Habnobbing With Harbaugh (Harbaugh) .....	42 Feb.
Horoscope by Computer .....	69 Feb.
IC's, Linear, for the Experimenter .....	27 Apr.
Ians on Vacation (Roberts) .....	50 June
K Table, The (Van Dyk) .....	35 May
Live Wire with a Loot Locator (Kohner) .....	45 June
Math, Doorway to Higher Pay (Heiserman) .....	67 Mar.
No Place To Go But Up (Humphrey) .....	75 Mar.
Ohms, A Home For (Lowe) .....	34 May
Onivics (Robinson) .....	55 Mar.
Popular Electronics	
32 Jan., 68 Apr.	
Printed Circuits, Path of Least Resist(ance)	
(Hartkopf) .....	63 June
Q-SO, The Late, Late, Late (Holland) .....	46 May
Quizzes	
Lamp Brightness Quiz (Balin) .....	42 Jan.
From A.C. to Zener (Bell) .....	68 Feb.
How's Your E = IR? (Balin) .....	32 Mar.
Which Transformer Is Which? (Balin) .....	40 Apr.
Electronics Mathematics (Balin) .....	40 June
"This Is Radio Peking" (Kimberley) .....	59 Apr.
Varicaps (Mangieri) .....	69 May

## HI-FI/STEREO AND AUDIO

Amplifier, Mini-Watt IC (Kires) .....	47 Jan.
AM Tuner, A Varicap Front End (Mangieri) .....	76 May
AM Tuner, Top-Rated (Cuccia) .....	43 Jan.
Antenna, Extended Double Zepp FM (Nelson) .....	70 Jan.
Audio Voltage Standard, Precision (Gilbert) .....	71 Jan.
Compression Sustainer, For Your Guitar (Anderton) .....	61 May
IC's, Linear, for the Experimenter .....	27 Apr.
Metronome, Build a Cheapie (Greif) .....	67 Jan.
Pitch Reference, Second-Guessing the (Hoyt) .....	70 June
Preamp, Build the FET (Meyer) .....	27 May
Preamplifier, IC Stereo (Jarrett) .....	52 Mar.
Sound-With-Sound Mixer (Demaw) .....	59 Mar.
Speaker System, A "Bigger-Than-Life" (Weems) .....	53 May
Speaker System, Build the Big Six (Weems) .....	33 Jan.
Speaker System, Build Thrifty Three-Way (Weems) .....	59 Feb.
Stereo Scene	
Cassettes: Not Either/Or, But And! (Lincoln) .....	65 June

## PHOTOGRAPHY

Shutter Control, Build an Electronic (Ford) .....	75 Apr.
---	---------

## PRODUCT GALLERY

Knight-Kit KG-980 Stereo Receiver .....	76 Feb.
Murch 86D Short-Wave Antenna .....	76 Feb.
Heathkit Color TV (GR-681) .....	81 Mar.
Wireless Remote (GRA-681-6) .....	81 Mar.
Squires-Sanders Ultra/Monitor .....	81 Apr.
Terado Trav-Electric Power Source .....	81 Apr.
Knight-Kit Model KG-645 Multimeter .....	78 May
EICO Model 3440 "Sound n' Color" Organ .....	78 May
Stereo FM Compact (Heathkit Model AD-27) .....	76 June

## SCIENCE FAIR PROJECTS

Frequency Counter, POPULAR ELECTRONICS Uni- versal (Lancaster) Part 1 .....	33 Mar.
Part 2 .....	41 Apr.
Psych-Analyzer, Build a (Devine) .....	27 Feb.

## SHORT-WAVE LISTENING

Antenna Bridge, Simplest (Ashe) .....	66 Apr.
English-Language Broadcasts to North America (Legge)	
92 Jan., 78 Feb., 80 Mar., 80 Apr., 68 May, 84 June	
Short-Wave Listening (Bennett)	
The Power Race Continues .....	93 Jan.
Bonaire Noord .....	83 Feb.
A Word About New SWL Clubs .....	85 Mar.
A Ham Speaks for SWL'ing .....	87 Apr.
New Stations Are in the News .....	85 May
U.S. Pirate Station Located .....	81 June
Short-Wave Monitor Certificate Application .....	114 Feb.
"This Is Radio Peking" (Kimberley) .....	59 Apr.


## SOLID-STATE CIRCUITS

Amplifier, Mini-Watt IC (Kires) .....	47 Jan.
AM Tuner, A Varicap Front End (Mangieri) .....	76 May
AM Tuner, Top-Rated (Cuccia) .....	43 Jan.
Audio Voltage Standard, Precision (Gilbert) .....	71 Jan.
Burglar Alarm, "Build Infrared Sensor" (Sloat) .....	27 Jan.
DCU, Third-Generation (Troemel) .....	43 Feb.

Frequency Counter, POPULAR ELECTRONICS Uni- versal (Lancaster) Part 1 .....	33 Mar.
Part 2 .....	41 Apr.
IC's, Linear, for the Experimenter .....	27 Apr.
IC Telltale (Troemel) .....	69 Apr.
Metal Locator, Build a "Different" (Huggard) .....	53 Feb.
Ohmmeter, Constant-Current (Kaufman) .....	53 Apr.
Op-Tach, Build (Simonton) .....	27 Mar.
Ovonics (Robinson) .....	55 Mar.
Preamp, Build the FET (Meyer) .....	27 May
Preamplifier, IC Stereo (Jarrett) .....	52 Mar.
Riot Restraint, Build the (Lowe) .....	47 Apr.
SCR Tester, Build the (Cuccia) .....	47 May
Slot-Car Win Detector, Build (Lemen) .....	41 May
Solid State (Garner)	
86 Jan., 81 Feb., 93 Mar., 94 Apr., 80 May, 78 June	
Sound-With-Sound Mixer (Demaw) .....	59 Mar.
Thermometer, Build Sound-Signal (Tooker) .....	59 Jan.
Touch Control, Build the (Striggow) .....	56 Apr.
UJT Tester, Build the (Cuccia) .....	33 June
Varicaps (Mangieri) .....	69 May
VHV Supply, Build (Fuge) .....	46 Apr.
VR with IC (Tharkelson) .....	79 Jan.

## TEST EQUIPMENT

A.C. Bench Supply, Setting Up Your (Blachford) ....	52 Jan.
Ammeter, Low-Cost AC (Johnson) .....	50 May
Audio Voltage Standard, Precision (Gilbert) .....	71 Jan.
DCU, Third-Generation (Troemel) .....	43 Feb.
Eyeballer, Build the (White) .....	41 June
Frequency Calibrator, Advanced Ham (Johnson) .....	57 Jan.
Frequency Counter, POPULAR ELECTRONICS Uni- versal (Lancaster) Part 1 .....	33 Mar.
Part 2 .....	41 Apr.
IC Telltale (Troemel) .....	69 Apr.
Milliammeter Accuracy, Improving (Small) .....	78 Jan.
Ohmmeter, Constant-Current (Kaufman) .....	53 Apr.
Op-Tach, Build (Simonton) .....	27 Mar.
Pulse Generator, Build a Pos-Neg (Tooker) .....	34 Apr.
SCR Tester, Build the (Cuccia) .....	47 May
Semiconductor Tester, "Build the Lampleak" (Gorgenyi) .....	82 Jan.
Transistor Sorter (Arthur) .....	61 May
UJT Tester, Build the (Cuccia) .....	33 June
Volt Box, Build A (Chesson) .....	77 Jan.



# POPULAR ELECTRONICS SUBSCRIBER SERVICE

Please include an address label when writing about your subscription to help us serve you promptly. Write to: Portland Pl., Boulder, Colo. 80302

**CHANGE OF ADDRESS:** Please let us know you are moving at least four to six weeks in advance. Affix magazine address label in space to the right and print new address below. If you have a question about your subscription, attach address label to your letter.

**TO SUBSCRIBE:** Check below.  
 5 yrs. \$20  3 yrs. \$13  
 1 yr. \$5  **New**  **Renewal**

**Specify:**  Payment enclosed  
 -You get 1 extra issue per year as a **BONUS!**  
 Bill me later.

If you have no label handy, print OLD address here.

name

address

city

state

zip code

please print

AFFIX LABEL

0355

print name \_\_\_\_\_

address \_\_\_\_\_

city \_\_\_\_\_

state \_\_\_\_\_ zip code \_\_\_\_\_

Add'l postage: \$1 per year outside U. S., its possessions & Canada.

Live Better Electronically With

## LAFAYETTE RADIO ELECTRONICS

1969 Catalog 690 **FREE!**



Now OFF PRESS  
BETTER THAN EVER  
Over 500 Pages

Stereo Hi-Fi • Citizens Band • Ham Gear • Tape Recorders • Test Equipment • TV and Radio Tubes and Parts • Cameras • Auto Accessories • Musical Instruments • Tools • Books

Featuring Everything in Electronics for  
 • HOME • INDUSTRY • LABORATORY  
 from the "World's Hi-Fi & Electronics Center"

LAFAYETTE Radio ELECTRONICS  
 Dept. 35069 P.O. Box 10  
 Syosset, L.I., N.Y. 11791

Send me the FREE 1969 catalog 690. **35069**

Name \_\_\_\_\_

Address \_\_\_\_\_

City \_\_\_\_\_

State \_\_\_\_\_ Zip \_\_\_\_\_

CIRCLE NO. 16 ON READER SERVICE PAGE

## ELECTRONICS MATHEMATICS QUIZ ANSWERS

(Quiz is on page 40)

- 1-I** A **cardioid** geometric curve is used to display graphically the typical directional characteristics of a certain type of microphone.
- 2-H** The **critical angle** of a transmitted signal is the minimum angle which a wavefront entering the ionosphere can make with a line extending to the center of the earth, and still be reflected back to the earth.
- 3-J** A **differentiator** circuit produces an output whose instantaneous values are proportional to the rate of change of the input voltage waveform.
- 4-B** The **dispersion angle** of a speaker outlines the limits of sound radiation possible from a given cone design.
- 5-D** A **voltage divider** provides an output which is the same proportion of the applied voltage as the divider resistance is of the total resistance.
- 6-G** A **voltage doubler** produces a d.c. output which is approximately equal to twice the r.m.s. value of the a.c. input voltage.
- 7-A** An **integrator** circuit provides an output voltage which is proportional to the area under the curve representing the input signal voltage waveform.
- 8-C** A **paraboloid** is the geometric surface used for microwave transmitting and receiving signal-focusing reflectors.
- 9-F** The **phase angle** of an electric current is a measure of the relative time by which it leads or lags the voltage applied to a circuit.
- 10-E** A **trapezoid** can be created on an oscilloscope screen to determine the percent modulation of a carrier signal.

# ELECTRONICS MARKET PLACE

**COMMERCIAL RATE:** For firms or individuals offering commercial products or services. \$1.15 per word (including name and address). Minimum order \$11.50. Payment must accompany copy except when ads are placed by accredited advertising agencies. Frequency discount: 5% for 6 months; 10% for 12 months paid in advance.  
**READER RATE:** For individuals with a personal item to buy or sell. 70¢ per word (including name and address). No Minimum! Payment must accompany copy.

## FOR SALE

**FREE!** Giant bargain catalog on transistors, diodes, rectifiers, SCR's, zeners, parts. Poly Paks, P.O. Box 942, Lynnfield, Mass. 09140.

**GOVERNMENT** Surplus Receivers, Transmitters, Snooperscopes, Radios, Parts, Picture Catalog 25¢. Meshna, Nahant, Mass. 09108.

**BUG DETECTOR: WILL DETECT AND LOCATE SURREPTITIOUS TRANSMITTING DEVICES IN CONFERENCE ROOMS, HOME AND OFFICES, ETC. WRITE FOR DETAILS. WJS ELECTRONICS, 737 NORTH SEWARD, HOLLYWOOD, CALIF. 90038.**

**ROCKETS:** Ideal for miniature transmitter tests. New illustrated catalog, 25¢. Single and multistage kits, cones, engines, launchers, trackers, rocket aerial cameras, technical information. Fast service. Estes Industries, Dept 18, Penrose, Colorado 81240.

**LOWEST Prices Electronic Parts. Confidential Catalog Free. KNAPP, 3174 8th Ave. S.W., Largo, Fla. 33540.**

**TREASURE Hunters! Prospectors! Relco's** new instruments detect buried gold, silver, coins. Kits, assembled models. Transistorized. Weighs 3 pounds. \$19.95 up. Free catalog. Relco-A33, Box 10839, Houston, Texas 77018.

**EUROPEAN** and Japanese bargains catalogs. \$1 each. Dee, 10639E Riverside, North Hollywood, Calif. 91602.

**MECHANICAL, ELECTRONIC** devices catalog 10¢. Greatest Values—Lowest Prices. Fertik's, 5249 'D', Philadelphia, Pa. 19120.

**MUSIC LOVERS, CONTINUOUS, UNINTERRUPTED BACKGROUND MUSIC FROM YOUR FM RADIO, USING NEW INEXPENSIVE ADAPTOR. FREE LITERATURE. ELECTRONICS, 11500-Z NW 7th AVE., MIAMI, FLORIDA 33168.**

**WE SELL CONSTRUCTION PLANS. TELEPHONE:** Answering Machine, Speakerphone, Carphone, Phonovision, Legal Connector, Auto Dialer, Central Dial System. **TELEVISION:** \$35.00 Color Converter, Tape Recorder. 3DTV. \$25.00 Camera. **DETECTIVE:** Infinity Transmitter, Tail Transmitter, Police Radar Detector. **HOBBYIST:** Electron Microscope, 96 Hour Tape Music System, Ultrasonic Dishwasher, Radar-Oven, Electronic Tranquilizer. Plans \$4.95 each. **COURSES:** Telephone Engineering \$39.50, Detective Electronics \$22.50, Anti-Detective Electronics \$27.50. **SUPER HOBBY CATALOG** 25¢. Don Britton Enterprises, 7906 Santa Monica Blvd., Hollywood, Calif. 90046.

**WEBBER LAB's,** Police & Fire Converters. Catalog 10¢. 72 Cottage Street, Lynn, Mass. 09105.

**RADIO—T.V. Tubes—33¢** each. Send for free catalog. Cornell, 4213 University, San Diego, Calif. 92105.

**WHOLESALE COMPONENTS:** Manufacturers and distributors only. Request free catalog on business letterhead. **WESCOM,** Box 2536, El Cajon, California 92021.

**CONVERT** any television to sensitive, big-screen oscilloscope. Only minor changes required. No electronic experience necessary. Illustrated plans, \$2.00. Relco-A33, Box 10563, Houston, Texas 77018.

**RECTIFIERS,** transistors, other components. Catalog free. Electronic Components Co., Box 2902C, Baton Rouge, La. 70821.

**BUILD TV CAMERA IN SINGLE EVENING** using solid-state encapsulated modules. Previous TV knowledge unnecessary. Ideal for students, experimenters, etc. Economical! Exciting details **FREE.** Also request catalog describing other camera kits, plans, etc. **ATV RESEARCH,** 1301 Broadway, Dakota City, Nebr. 68731.

**ELECTRONIC** ignition, various types. Free literature. Anderson Engineering, Epsom, N.H. 03239.

**INVESTIGATORS, LATEST ELECTRONIC AIDS. FREE LITERATURE. CLIFTON, 11500-L NW 7th AVE., MIAMI, FLORIDA 33168.**

**GENERAL INFORMATION:** First word in all ads set in bold caps at no extra charge. Additional words may be set in bold caps at 10¢ extra per word. All copy subject to publisher's approval. Closing Date: 1st of the 2nd preceding month (for example, March issue closes January 1st). Send order and remittance to: Hal Cymes, POPULAR ELECTRONICS, One Park Avenue, New York, New York 10016.

**FREE ELECTRONICS PARTS FLYER.** Large catalog \$1.00 deposit. **BIGELOW ELECTRONICS, BLUFFTON, OHIO 45817.**

**HOBBYISTS, EXPERIMENTERS,** amateur scientists, students . . . Construction Plans—All complete including drawings, schematics, parts list with prices and sources . . . Laser—Build your own coherent-light optical laser. Operates in the visible light range, pulsed mode—\$6.00 . . . Radar—Build your own ultrasonic doppler radar. Detect motion of people, automobiles, even falling rain drops. Transistorized, uses standard small 9-volt battery—\$4.00 . . . Tic Tac Toe Machine—You play against machine. Automatic. Can you beat the machine? Sometimes yes, usually no—\$4.00 . . . Long Range "Sound Telescope"—This amazing device can enable you to hear conversations, birds, other sounds hundreds of feet away. Very directional. Transistorized, uses 9-volt battery—\$3.00 . . . Or send 25¢ coin or stamps for complete catalogue . . . Technical Writers Group, Dept. C, Box 5994, State College Station, Raleigh, N.C. 27607.

**ELECTRONIC** bargain catalog on unusual kits, parts, do-it-yourself, stereo, intercoms. Alcon, P.O. Box 1348-P, Lawrence, Mass. 01843.

**JAPAN & HONG KONG DIRECTORY.** Electronics, all merchandise. World trade information. \$1.00 today. Ippano Kaisha Ltd., Box 6266, Spokane, Washington 99207.

**CIRCUIT Boards, Parts** for "Poptronics" projects. Free catalog. S.W. Technical, Box 16297, San Antonio, Texas 78216.

**LINEAR AMPLIFIERS:** "Hornet" 50 watts output—\$98.50; "Raider" 100 watts—\$139.50; "Maverick-250"—250 watts—\$244.95. AM and SSB. "Scorpion"—50 watt 12 V. Mobile amplifier—\$99.95; "Bandit II"—12 V. Mobile Amplifier—\$169.95. Frequency range 20-35 megacycles (illegal for class D 11 meters.) Dealer inquiries invited. D & A Manufacturing Co., 1217 Avenue C, Scottsbluff, Nebraska 69361.

**CHASSIS—New "Bracket-Box"** chassis packages electronic equipment easily, neatly. For literature write Seiling, 1635 E. 5th St., Dayton, Ohio 45403.

**SPECIAL** surveillance devices construction diagrams. Includes: olive transmitter, infinity transmitter, telephone/room bugs, trailing devices, debuggers, police speed radar jammer, Send \$2.00. Bylina P.E. P.O. Box 09131, Chicago, Illinois 60609.

**FREE** Catalog low priced, high performance subminiature listening devices direct from manufacturer. Emery A-6, 156 Fifth Avenue, New York, N. Y. 10010.

**ULTRA-SENSITIVE AND POWERFUL METAL DETECTORS—**join the many who are finding buried coins, minerals, relics and artifacts. Don't buy till you see our **FREE** catalog of new models. Write Jetco, Box 132-PE, Huntsville, Texas 77340.

**LASER** parts catalog 60¢. Moynihan, 107 North Brighton, Atlantic City, New Jersey 08401.

**CONVERT** any television to sensitive big-screen oscilloscope. Minor changes require no electronic experience. **SECRET** automatic telephone recorder. Illustrated plans \$1.95 each. Both for \$2.65. **WEST-ERN,** 28E5199 Kearny Villa, San Diego, California 92123.

**PSYCHEDELIC** catalog. Posters, lighting, etc. Send 25¢ for handling to Hole In The Wall, 6055PE Lankershim, North Hollywood, Calif. 91606.

**COPPER CLAD PRINTED CIRCUIT BOARD.** Single sided copper. Dimensions: 18 1/4" x 6 1/2". Phenolic. \$1.25 each postpaid. **FREE CATALOG.** R. W. Electronics, 2244 S. Michigan, Chicago, Illinois 60616.

**LASER** Construction Plans \$2.00. Build F.M. **BUGGING** Devices, two transmitter schematics \$1.00. Catalogue 10¢. Howard, 20174 Ward, Detroit, Michigan 48235.

**BARGAIN PACKAGE. CLOSEOUT. ELECTRONICS PARTS. TUBES, CONDENSERS, RECTIFIERS, COILS, DIODES, RESISTORS, CAPACITORS, ETC. GIGANTIC BUY. OVER 110 ITEMS ONLY \$5.00 POSTPAID AND INSURED. GREAT SOUTHWEST LIQUIDATORS, BOX 21264, DALLAS, TEXAS 75211.**

**SENCORE** Test Equipment—unbelievable prices. Free catalog. Fordham Radio, 265 East 149th Street, Bronx, N.Y. 10451.

**NOVICE** crystals 80M \$1.83, 40/15M \$1.33. Nat Stinnette, Umattilla, Fla. 32784.

**PARTS—KITS—JAPAN'S** low prices catalog \$2.00. International Hobbyist, 1-27 Miharucho, Yokosuka 238, Japan.

**RELAYS:** Latching, reed, etc. Computer quality. Information available. **GREATER DETROIT ELECTRONICS**, 20500 Mansfield, Detroit, Michigan 48235.

**1500 VOLT** shocker module \$5.95. Fun, pranks, protection. Uses flashlight batteries. No battery drain until electrodes are touched. Catalog 25¢. Franks Scientific Co., P.O. Box 156, Martelle, Iowa 52305.

**SLOT** machines, **PINBALL** machines, etc. **CATALOG** 50¢ refunded with first order. Coffco, Dept. PE, P.O. Box 522, Lake Zurich, Illinois 60047.

**FOREIGN ELECTRONIC COMPONENTS** at 1/10th the cost. Transistors, Diodes, Capacitors, Resistors. Satisfaction guaranteed. Send \$1.00 for 10 samples and catalog. Business inquiries invited. Payne International Distributors, 1829 Clement Ave., Alameda, Calif. 94501.

**ELECTRICAL PROJECTS!** Motors! Generators! Batteries! Electroplaters! Modelec, Box 10025, Kansas City, Mo. 64111.

**REPAIR YOUR OWN T.V. TUNERS—Color—Transistor—VHF-UHF.** Earn to \$1,700 monthly. No customer headaches. Simple, complete course. First of its kind. Copyrighted. Years in preparation. Six sections, 33 chapters. All Field-tested. Jigs—Fixtures—Adapters—“Setting-up”. Special probes. Quick-checks. How alter and use test sets. Repairs without equipment. Unique power supplies. Fast-fix luxuries. Equipment you can build. Professional tricks. Illustrated schematics, pictures, drawings, sketches. Plans for all items. Trouble-shooting. Alignment. All tests and adjustments. Common mistakes. How and where to buy parts. Specific repairs common problems. Index of all tuners. Much, much more. Programmed teaching. Major course: Details, Introduction, plus two sample lessons \$1. Optional condensed courses (complete in themselves): VHF \$9.50, UHF \$4.50, Transistor Tuners \$4.50. **T.V. TUNER SERVICE**, Frank Bocek, Box 3236A, Redding, Calif. 96001.

**SUPER SENSITIVE SENTINEL METAL LOCATOR** plans \$3.00. **RAIKETRONIC**, 2722 Quebec, Little Rock, Arkansas 72204.

**INTEGRATED CIRCUITS, \$1.50;** Transistor Circuit Design, \$1.25; Filter Design, \$1.25; DC to DC Converters, \$1.50. Understandable, detailed articles, with many schematics. Any three \$4.00, all four \$5.00. Cates Electronics, Rt-2, Box 13-A, Doniphan, Mo. 63935.

**TRANSISTORS**, Capacitors, miniature electronic parts. Catalog 25¢. ECD Company, Box 5231, Lansing, Michigan 48905.

**HAM-CB** . . . new—used. Wireless Shop, 1305 Tennessee, Vallejo, Calif. 94590.

## PLANS AND KITS

**KITS**, metal detector \$5.95. Audio Telescope \$5.95, others. Lecronix, Box 42, Madison Heights, Michigan 48071.

**PROXIMITY TACHOMETER**, for pick up from signal magnets. Plans \$3.00. REB Engineering, P.O. Box 276, Monroeville, Pa., 15146.

**SOLAR FLYING SAUCERS.** (Brand New Solid State Engine, Fantastic Performance, Flies Miles on Sun's Power, lifts animals, sends messages, parachutes, Build many, easily, inexpensively with everyday materials. Complete plans, descriptions, drawings, plus FREE Space-tronics **CATALOG** \$1. Single Catalog 25¢. Spacetrronics, Box 31043-PES, San Francisco, California 94131.

**DECADE COUNTER KITS—\$13.95.** Professional quality readout. Free information. Display Electronics, Box 1044, Littleton, Colorado 80120.

**“16 TESTED TRANSISTOR PLANS”—25¢.** “Coil Winding” Handbook—50¢. Catalog. Laboratories, 12041-L Sheridan, Garden Grove, Calif. 92640.

**CONSTRUCTION PLANS**, miniature telephone and room transmitters. Both for \$1.00. Brochure of many others free with order. Conco, P.O. Box 1036, Manchester, Conn. 06040.

**INTEGRATED CIRCUIT KITS: COMPUTER, AUDIO**, Others. New catalog free. **KAYE ENGINEERING**, Box 3932-A, Long Beach, California 90803.

**KITS GALORE!** Free catalog subscription. **ALSYNCO**, PE-69, 171 S. Main, Natick, Mass. 01760.

**BUILD** color organ! Plans \$1.00, others. Econoplans, 64 University, Brookline, Mass. 02146.

**SUB-CARRIER MUSIC ADAPTER** for uninterrupted commercial-free music. 6-transistor circuit uses standard components. Inexpensive and easy to build. Connects easily to any FM tuner. Complete plans and 3x4 1/2" etched circuit board \$4.50. Wallace Enterprise, Inc., 83-15 98th Street, Woodhaven, N.Y. 11421.

**REGULATED** Power Supplies \$2.75—\$8.50. 10 AMP Triac \$1.75. Nixie \$5.00. Catalog. Murphy, 204 Roslyn Ave., Carle Place, N.Y. 11514.

## SHORTWAVE LISTENING

**POLICE—FIRE—AIRCRAFT—MARINE—AMATEUR—ETC. CALLS** on your broadcast radio with **TUNAVERTER!** Tunable-crystal controlled! Free catalog. Salch Co., Woodsboro-PECC, Texas 78393.

**WORLD RADIO TV HANDBOOK** closeout 1969 edition \$4.95. Combine with Summer Supplement updating \$7.00. Brand new **HOW TO LISTEN** \$3.50. Combine all 3 for \$10. **GILFER ASSOCIATES, INC.**, Box 239, Park Ridge, N.J. 07656.

**TENA-TUNER** Indoor or Portable **ANTENNA SYSTEM.** Easy installation and operation. Efficient 2.2-30 mhz. Improves selectivity. Guaranteed. \$8.88 postpaid. SWL Guide, 218 Gifford, Syracuse 13202.

## HIGH FIDELITY

**FREE!** Send for money saving stereo catalog #P6E and lowest quotations on your individual component, tape recorder, or system requirements. Electronic Values, Inc., 200 W. 20th St., New York, N.Y. 10011.

**DON'T THROW YOUR OLD CARTRIDGE AWAY.** Send us \$19.95 and any old cartridge. We will ship **PREPAID** any one of the following top rated elliptical diamond stereo cartridges **NEW:** Shure M75E, M91E, M92E, M93E, Empire 888E, Pickering V15AME3, XV15 ATE, ADC 660E, 550E. Write for lowest quotations all stereo components. **DEFA ELECTRONICS**, 2207 Broadway, New York, N.Y. 10024.

**HI-FI** Components, Tape Recorders, at guaranteed “We Will Not Be Undersold” prices. 15-day money-back guarantee. Two-year warranty. No Catalog. Quotations Free. Hi-Fidelity Center, 239 (P) East 149th Street, New York 10451.

**LOW**, Low quotes: all components and recorders. HiFi, Roslyn, Penna. 19001.

**TAPE RECORDERS**, Hi-Fi, components, Sleep Learning Equipment, tapes. Unusual Values Free Catalog. Dressner, 1523R, Jericho Turnpike, New Hyde Park, N.Y. 11040.

**DON'T THROW YOUR OLD CARTRIDGE AWAY.** Send us \$50.00 and any old used cartridge and we will ship you via air Prepaid any where any one of the following Top Stereo Cartridges: Shure V-15 Type II, Empire 999VE, ADC 10EMK 11, Stanton 681EE. Write for lowest quotations all stereo components. **DEFA ELECTRONICS**, 2207 Broadway, New York, N.Y. 10024.

**250 WATT SOLID STATE STEREO AMP AND PREAMP** comparable with units costing over \$500.00. Build for \$38.00 per channel in less than ten hours. Latest integrated circuit design. Seven inputs tape earphone outputs. Complete plans amplifier \$5.00 preamp \$4.00 ready to wire circuit boards, amplifier \$5.00 preamp \$5.00. Everything \$15.00. Logical Structure and Design Inc., Box 904, Schenectady, N.Y. 12301.

## TUBES

**TUBES “Oldies”**, latest. Lists free. Steinmetz, 7519 Maplewood, Hammond, Indiana 46324.

**RECEIVING & INDUSTRIAL TUBES, TRANSISTORS.** All Brands—Biggest Discounts. Technicians, Hobbyists, Experimenters—Request **FREE** Giant Catalog and **SAVE!** **ZALYTRON**, 469 Jericho Turnpike, Mineola, N.Y. 11501.

**TUBE** Headquarters of World! Send 10¢ for Catalog (tubes, electronic equipment) Barry, 512 Broadway, N.Y.C. 10012.

**RADIO & T.V. Tubes**—33¢ each. Send for free list. Cornell, 4213 University, San Diego, Calif. 92105.

**THOUSANDS** and thousands of types of electronic parts, tubes, transistors, instruments, etc. Send for Free Catalog. Arcturus Electronics Corp., MPE, 502-22nd St., Union City, N.J. 07087.

**TUBES**—lowest prices in the world. Hard to get British, German, Foreign and American obsolete and present day special purpose transmitting tubes. Send for giant tube and parts catalog. United Radio Co., Dept. Y-56 Ferry Street, Newark, N.J. 07105.

**TAPE AND RECORDERS**

**HI-FI Components.** Tape Recorders, at guaranteed "We Will Not Be Undersold" prices. 15-day money-back guarantee. Two-year warranty. No Catalog. Quotations Free. HiFidelity Center, 239 (PT) East 149th Street, New York 10451.

**BEFORE** Renting Stereo Tapes try us. Postpaid both ways—no deposit—immediate delivery. Quality—Dependability—Service—Satisfaction—prevail here. If you've been dissatisfied in the past, your initial order will prove this is no idle boast. Free Catalog. Gold Coast Tape Library, Box 2262, Palm Village Station, Hialeah, Fla. 33012.

**RENT** 4-Track open reel tapes—all major labels—3,000 different—free brochure. Stereo-Parti, 55 St. James Drive, Santa Rosa, Ca. 95401.

**TAPE RECORDER SALE.** Brand new nationally advertised brands. \$10.00 above cost. Amazing discounts on stereo components. Arkay Electronics, 1028-C Commonwealth Avenue, Boston, Mass. 02215.

**TAPEMATES** makes available to you **ALL 4-TRACK STEREO TAPES—ALL LABELS**—postpaid to your door—at tremendous savings. For free brochure write: **TAPEMATES**, 5727 W. Jefferson Blvd., Los Angeles, California 90016.

**STEREO TAPES**, Save 30% and up; no membership or fees required; postpaid anywhere U.S.A. Free 70-page catalog. We discount batteries, recorders, tape/accessories. Beware of slogans, "not undersold", as the discount information you supply our competitor is invariably reported to the factory. **SAXITONE**, 1776 Columbia Road, N.W., Washington, D.C. 20009.

**SCOTCH** Recording Tapes. Wollensak Recorders. Catalog 6¢. Tower, Lafayette Hill, Pa. 19444.

**REPAIRS AND SERVICES**

**TV Tuners** rebuilt and aligned per manufacturers specification. Only \$9.50. Any make UHF or VHF Ninety day written guarantee. Ship complete with tubes or write for free mailing kit and dealer brochure. JW Electronics, Box 51C, Bloomington, Indiana 47401.

**CHASSIS:** All types and sizes. Will build to your specifications. Phone 307-532-5752. A & T Manufacturing, Inc. 1902 West C., Torrington, Wyoming 82240.

**PERSONALS**

**MAKE FRIENDS WORLDWIDE** through international correspondence. Illustrated brochure free. Hermes, Berlin 11. Germany.

**INVESTIGATORS, LATEST ELECTRONIC AIDS. FREE LITERATURE.** CLIFTON, 11500-K NW 7th AVE., MIAMI, FLORIDA 33168.

**SECRET** plans revealed. Free brochure. Audiotronix E6, 156 Fifth Avenue, New York, N.Y. 10010.

**INSTRUCTION**

**LEARN ELECTRONIC ORGAN SERVICING** at home all makes including transistor. Experimental kit—trouble-shooting. Accredited NHSC, Free Booklet. **NILES BRYANT SCHOOL**, 3631 Stockton, Dept. A, Sacramento, Calif. 95820.

**FCC First Class License** in six weeks—nation's highest success rate—approved for Veterans Training. Write Elkins Institute, 2603B Inwood Road, Dallas, Texas 75235.

**R.E.I.'s** famous (5) week course for the First Class Radio Telephone License is the shortest, most effective course in the nation. Over 98% of R.E.I. graduates pass F.C.C. exams for 1st class license. Total tuition \$360.00. Job placement free. Write for brochure. Radio Engineering Incorporated Schools, 1336 Main Street, Sarasota, Florida 33577—or 3123 Gillham Road, Kansas City, Missouri 64109—or 809 Caroline Street, Fredericksburg, Virginia 22401—or 625 E. Colorado Street, Glendale, California 91205.

**FCC FIRST CLASS LICENSE THROUGH TAPE RECORDED LESSONS.** Our seventeenth year teaching FCC license courses. Radio License Training, 1060D Duncan, Manhattan Beach, Calif. 90266.

**DEGREE** in Electronics Engineering earned mostly by correspondence. Free brochure. Dept. G-9, Grantham School of Engineering, 1505 N. Western Ave., Hollywood, California 90027.

**CLASSIFIED ADVERTISING ORDER FORM**

Please refer to heading on first page of this section for complete data concerning terms, frequency discounts, closing dates, etc.

1	2	3	4	5
6	7	8	9	10
11	12	13	14	15
16	17	18	19	20
21	22	23	24	25
26	27	28	29	30
31	32	33	34	35

\_\_\_\_\_ Words { @ 70¢ (Reader Rate) } = \$ \_\_\_\_\_  
 { @ \$1.15 (Commercial Rate) }

Insert \_\_\_\_\_ time(s) Total Enclosed \$ \_\_\_\_\_

NAME \_\_\_\_\_

ADDRESS \_\_\_\_\_

CITY \_\_\_\_\_ STATE \_\_\_\_\_ ZIP \_\_\_\_\_

Signature \_\_\_\_\_

**WORD COUNT:** Include name and address. Name of city (Des Moines) or of state (New York) counts as one word each. Zip Code numbers not counted. (Publisher reserves right to omit Zip Code if space does not permit.) Count each abbreviation, initial, single figure or group of figures or letters as a word. Symbols such as 35mm, COD, PO, AC, etc., count as one word. Hyphenated words count as two words.

PE-669

HIGHLY effective home study courses in Electronics Engineering Technology and Electronics Engineering Mathematics. Earn your Degree. Write for Free Descriptive Literature. Cook's Institute of Electronics Engineering (Dept. 16), P.O. Box 10634, Jackson, Miss. 39209. (Established 1945.)

LEARN WHILE ASLEEP, Hypnotize! Strange catalog free. Auto-suggestion, Box 24-ZD, Olympia, Washington 98501.

## INVENTIONS WANTED

INVENTIONS wanted. Patented; unpatented. Global Marketing Service, 2420-P 77th, Oakland, Calif. 94605.

PATENT Searches including Maximum speed, full airmail report and closest patent copies, \$6.00. Quality searches expertly administered. Complete secrecy guaranteed. Free Invention Protection forms and "Patent Information." Write Dept. 9, Washington Patent Office Search Bureau, 711 14th Street, N.W., Washington, D.C. 20005.

INVENTORS. We will develop, help sell your idea or invention, patented or unpatented. Our national manufacturer clients are urgently seeking new items for outright cash sale or royalties. Financial assistance available. 10 years proven performances. For free information, write Dept. 41, Wall Street Invention Brokerage, 79 Wall Street, New York, N.Y. 10005.

INVENTORS! OUR FREE EXPERT ANALYSIS of your invention can save valuable time, help you realize full sale value. Strictly confidential. FREE INVENTION CERTIFICATE. Write today: Pioneer Invention Service, Dept. 35, 150 Broadway, New York, N.Y. 10038.

INVENTORS! Sell your invention for cash or royalties! Our client manufacturers eagerly seek new items. Patented. Unpatented. Financial assistance if needed. 25 years proven performances. For free information, write Dept 20, Gilbert Adams, Invention Broker, 80 Wall St., New York, N.Y. 10005.

FREE "Directory of 500 Corporations Seeking New Products." For information regarding development, sale, licensing of your patented/unpatented invention. Write: Raymond Lee Organization, 230-GR Park Avenue, New York City 10017.

INVENTORS: Protect your ideas! Free "Recommended Procedure". Washington Inventors Service, 422T Washington Building, Washington, D.C. 20005.

PATENT SEARCHES, including copies of related United States Patents. Inventors, attorneys, manufacturers use our "World-Wide" Airmail service Free: "Invention Record" form and "Information Every Inventor Needs", Hayward Company, 1029HR Vermont, Washington, D.C. 20005.

FREE PAMPHLET: "Tips on Safeguarding Your Invention." Write: United States Inventors Service Company, 501-H Thirteenth Street N.W., Washington, D.C. 20004.

## GOVERNMENT SURPLUS

JEeps Typically From \$53.90 . . . Trucks From \$78.40 . . . Boats, Typewriters, Airplanes, Multimeters, Oscilloscopes, Transceivers, Electronics Equipment. Wide Variety, Condition. 100,000 Bid Bargains Direct From Government Nationwide. Complete Sales Directory and Surplus Catalog \$1.00. (Deductible First \$10.00 Order). Surplus Service, Box 820-J, Holland, Michigan 49423.

GOVERNMENT Surplus How and Where to Buy In Your Area. Send \$1.00 to: Surplus Information PE, Headquarters Building, Washington, D.C. 20036.

## BOOKS

FREE catalog 950 aviation/electronic/space books. Aero Publishers, 329PE Aviation Road, Fallbrook, California 92028.

UNUSUAL Books! Catalog free! International, Box 7798 (PE), Atlanta, Georgia 30309.

AMAZING self help books. Write Lynn, Box 1573, Waco, Texas 76703.

FREE Book Prophet Elijah Coming Before Christ. Wonderful Bible Evidence. PE Megiddo Mission, Rochester, New York 14619.

## MOVIE FILMS

LATEST CATALOG featuring Exciting SPORTS ACTION. 8/SUPER 8, COLOR. SPORTLITE FILMS-PE, Box 500, Speedway, Indiana 46224.

## MAGAZINES

BACK DATE MAGAZINES! Send needs. Midtown, Box 917-PE, Maywood, N.J. 07607.

## AUTHORS' SERVICES

AUTHORS! Learn how to have your book published, promoted, distributed. FREE booklet "ZD." Vantage, 120 West 31 St., New York 10001.

## MUSIC

PLAY ORGAN EASILY. AMAZING METHOD. FREE INFORMATION. KEGLEY, 1016-PE KELLY, JOLIET, ILLINOIS 60435.

## HYPNOTISM

FREE Hypnotism, Self-Hypnosis, Sleep Learning Catalog! Drawer H400, Ruidoso, New Mexico 88345.

"MALE-FEMALE HYPNOTISM" EXPOSED, EXPLAINED! "SECRET METHOD"—THEY NEVER KNOW! \$2, RUSHED. GUARANTEED! ISABELLA HALL, SILVER SPRINGS, FLORIDA 32688.

HYPNOTIC sleep learning recordings produce fabulous results. Details Free. ASR Foundation, Box 7021eg Henry Clay Station, Lexington, Ky. 40502.

HYPNOTIZE Others—Unnoticed. Quietly, Quickly, Safely, Instruction \$1.25. Anderson, 32AD, Randallstown, Maryland 21133.

FEMALE, MALE HYPNOTISM! Easily! Instantly! Secret Nerve Centers! \$2.20. Brugenheimer, Box 158-E30, Lexington, Mass. 02173.

HYPNOTIZE MALES, FEMALES!—Unnoticed! Quickly! Nerves! Exciting! \$2.25. Research Enterprises, 29-SN21 Samoset, Woburn, Mass. 01801.

## PLASTICS

CASTOLITE Liquid Plastic pours like water and hardens like glass without heat. Clear, colors. Embed real flowers, butterflies, photos, coins. Also new molding formulas for perfect reproductions. Illustrated booklet shows HOW. Send 25¢—Dept. 9C5G, CASTOLITE, Woodstock, Ill. 60098.

## REAL ESTATE

FREE . . . Big SUMMER CATALOG! Describes and pictures hundreds of farms, ranches, town and country homes, businesses coast to coast! Specify type property and location preferred. Zip Code, please. UNITED FARM AGENCY, 612-EP West 47th St., Kansas City, Mo. 64112.

## PHOTOGRAPHY—FILM, EQUIPMENT, SERVICES

SCIENCE Bargains Request Free Giant Catalog "CJ"—148 pages—Astronomical Telescopes, Microphones, Lenses, Binoculars, Kits, Parts. War surplus bargains. Edmund Scientific Co., Barrington, New Jersey 08007.

MEDICAL Film—Adults Only—"Childbirth"—1 reel 8mm \$7.50—16mm \$14.95. International-E, Greenvale, L.I., New York 11548.

## RECORDS

SPECIAL INTEREST RECORDS AVAILABLE, PRODUCED BY THE EDITORS OF THE WORLD'S LEADING SPECIAL INTEREST MAGAZINES. SEND FOR FREE CATALOG. RECORD CATALOG-PE ZIFF-DAVIS PUBLISHING COMPANY, ONE PARK AVENUE, NEW YORK, N.Y. 10016.

19¢ RECORDS from your tapes. Write Concert Recording, Lynwood, California 90262.

FREE 40 PAGE CATALOG offers hundreds of recordings of rare Renaissance, Baroque and Classical music. Some records priced as low as \$1.00 each! All late recordings in stereo only. MHS RECORDS, Box 932-PE, New York, New York 10023.



## PRINTING

**THERMOGRAPHED** business cards. \$3.49—1,000, free samples. Gables—405A Clifton, Glenshaw, Pa. 15116.

**FREE LITERATURE:** Address labels, business cards, printing, Rubber Stamps. **JORDAN'S**, 552 West O'Connor, Lima, Ohio 45801.

## BUSINESS OPPORTUNITIES

**INVESTIGATE ACCIDENTS:** Earn to \$1000 monthly. Men urgently needed. Car furnished. Business expenses paid. No selling. No College education necessary. Pick own job location. Investigate full time or earn to \$8 hour spare time. Write for **FREE** information. No obligation. Universal Schools, CZ-6, 6801 Hillcrest, Dallas, Texas 75205.

**RAISE** Rabbits for us on \$500 month plan. Free details. White's Rabbitty, Mt. Vernon, Ohio 43050.

**FREE CATALOGS.** Repair air conditioning, refrigeration. Tools, supplies, full instructions. Doolin, 2016 Canton, Dallas, Texas 75201.

**PIANO TUNING** learned quickly at home. Tremendous field! Musical knowledge unnecessary. GI Approved. Free Information. Empire School, Miami, Florida 33145.

**FREE** Book "990 Successful little-known Businesses." Work home. Plymouth 345L, Brooklyn, N.Y. 11218.

**ELECTROPLATING** Equipment and supplies. All types for home workshops and industrial. Send \$2.00 (refundable) for equipment guide formulas, operating data, catalog. HBS Equipment Division 90, 3543 East 16th, Los Angeles, California 90023.

**MADE \$40,000.00** Year by Mailorder! Helped others make money! Start with \$10.00—Free Proof. Torrey, Box 318-N, Ypsilanti, Michigan 48197.

**\$200.00 DAILY** In Your Mailbox! Your opportunity to do what mail-order experts do. Free details. Associates, Box 136-J, Holland, Michigan 49423.

**OPERATE** a business of your own from home. Everything furnished. Royce, Box 204-J, Dolton, Illinois 60419.

**MAILORDER** . . . Positively No Investment in products! Details: Methods, 1415-F.D. Lafayette Hill, Pennsylvania 19444.

**BIG EARNINGS** selling Hertel Bibles. New 3-dimension cover, finest reference edition sells fast. Demonstrator furnished. Big commissions. International Book, Dept. PE, Box 118, Wichita, Kansas 67201.

**APPLIANCE** repairing. Thousands of servicemen needed! Free details. Magna Enterprises, Mt. Vernon, Ohio 43050.

**LONG** needed invention. Want man contact service stations huge profits. Write Cyclo, 3816 Dahlia, Dept. 150, Denver, Colo. 80201.

## EMPLOYMENT OPPORTUNITIES

**BOOMING AUSTRALIA** wants You—Good jobs. Adventure. Forms and Australian Handbook (1969) describing Australian assisted passage, passport-visa, advantages, opportunities \$1.00. Buckeye, Box 1032TT, Fairborn, Ohio 45324.

## STAMPS

**HOW** to start collecting profitably. Offers. free premiums. 25 outer space, weird countries. Everything 25¢. RoCo Stamps, Box 9523-D2, Phoenix, Arizona 85020.

## CHEMICALS

**CHEMICAL** lists \$1.00. Deductible first order. Spectro, 1354 Ellison, Louisville, Kentucky 40204.

## DO-IT-YOURSELF

**AMAZING** Citizen Band quad complete schematics \$2.00. George Brock, R.R. 1, Lebanon, Indiana 46052.


## WANTED

**CASH PAID!** Unused tubes, electronic equipment. Barry, 512 Broadway, NYC 10012.

## DELUXE RECORD AND TAPE CASES

Plus *Free* cataloging forms

- Padded back
- Dust proof
- Gold embossed



Decorative and sturdy cases constructed of reinforced fiberboard—covered in rich leatherette to keep your records and tapes from getting damaged. Available in choice of five decorator colors. Record and Tape Cases lend themselves handsomely to the decor of any room. Padded back (in your color choice) is gold tooled in an exclusive design. Sides in standard black leatherette to keep them looking new after constant use. Extra with each case ordered you will receive, free of charge, a specially designed cataloging form with pressure sensitive backing for affixing to side of case. Enables you to list the records to help you locate your albums. Cases are available in three sizes for 7", 10" and 12" records. Center divider separates records for easy accessibility, holds an average of 20 records in their original jackets. Tape case holds 6 tapes in original boxes.

**Ziff-Davis Pub. Co. • Dept. SD • 1 Park Ave. • N.Y., N.Y. 10016**

My remittance in the amount of \$ \_\_\_\_\_  
Quantity is enclosed for the Cases indicated below.  
\_\_\_\_\_ Tape Case at \$4 ea., 3 for \$11, 6 for \$21.  
\_\_\_\_\_ 7" Record Case at \$4 ea., 3 for \$11, 6 for \$21.  
\_\_\_\_\_ 10" Record Case at \$4.25 ea., 3 for \$12, 6 for \$22.  
\_\_\_\_\_ 12" Record Case at \$4.25 ea., 3 for \$12, 6 for \$22.

**ADD \$1.00 PER ORDER FOR SHIPPING AND HANDLING.**

Check color choice for back of case (sides in black only):

Midnight Blue     Red     Spice Brown  
 Pine Green     Black

Name \_\_\_\_\_ PE-69

Address \_\_\_\_\_

City \_\_\_\_\_ State \_\_\_\_\_ Zip \_\_\_\_\_

**PAYMENT MUST BE ENCLOSED WITH ORDER**

**QUICKSILVER**, Platinum, Silver, Gold. Ores Analyzed. Free Circular. Mercury Terminal, Norwood, Mass. 02062.

## MISCELLANEOUS

**WINEMAKERS:** Free illustrated catalog of yeasts, equipment. Sempler, Box 7208, Minneapolis, Minn. 55412.

**EMPLOYMENT** Resumes. Get a better job & earn more! Send only \$2.00 for expert, complete Resume Writing Instructions. J. Ross, 80-34 Kent St., Jamaica, N.Y. 11432, Dept. PE.

**BILLS** paid without borrowing—Nobody refused up to \$10,000.00. Bad credit no problem, not a Loan Company. Write for free application. **INTERNATIONAL ACCEPTANCE**, Dept. 50-A, 5133 N. Central Ave., Phx., Arizona 85012; 2511 E. 46th Street, Indianapolis, Ind., 46205; 711 14th St., N.W., Washington, D.C. 20005; 507 Carondelet St., New Orleans, La. 70130.


**INSTANT PROTECTION AGAINST MUGGERS, VICIOUS ANIMALS!** Effective as Mace but legal to carry. Nationally advertised. Guaranteed effective. Aerosol \$2.00. Three assorted \$5.00. J. Ross, 80-34 Kent Street, Jamaica, New York 11432, Dept. PE.

**AMAZING TV RECEPTION** using inexpensive materials! Pull in distant stations. Superior local, midrange reception. New booklet tells how. Satisfaction guaranteed. \$1.50 postpaid. **PRACTICAL PLANS**, Box 56-D, Killeen, Texas 76541.

**BEERS, PEACH BRANDY, WINES—Strongest Formulas, \$2.25.** (hydrometers and brew supplies catalog included)—Research Enterprises, 29-D Samoset, Woburn, Mass. 01801.

**STAMMER** — Stutter — No more. (Dr. Young.) Write Gaucho, Box 9309-E8, Chicago 60690.

**CLASSIFIED ADVERTISING IN POPULAR ELECTRONICS**—Your best bet for outstanding mail order sales. These pages are read thoroughly by electronic hobbyists seeking products and services found only in **ELECTRONICS MARKET PLACE. POPULAR ELECTRONICS** readers respond readily—they rely on the advertisers appearing in the pages of their favorite magazine. Your low cost ad will result in increased sales responses for you! Send copy and payment to: Hal Cymes, Classified Advertising Mgr., **POPULAR ELECTRONICS**, 1 Park Ave., New York, N. Y. 10016.



**1969—WINTER \$1.25  
ELECTRONIC EXPERIMENTER'S  
HANDBOOK**

148 pages of the most fascinating and challenging construction projects for the electronics hobbyists. All with complete schematics, illustrations, parts list, and easy-to-follow instructions that guarantee you perfect finished products.

**1969—SPRING \$1.25  
ELECTRONIC EXPERIMENTER'S  
HANDBOOK**

Another big package containing the most challenging, fun-to-build electronics projects ever! Be sure to order this one today!

**1969 STEREO/HI-FI DIRECTORY \$1.25**  
Giant 180 page buyer's guide listing more than 1,600 individual Stereo/Hi-Fi components by 176 manufacturers. Nine individual sections complete with specs, photos, prices—the works!

**6 Vital Components**

*For Knowledge...  
For Profit... For Sheer  
Electronics Enjoyment!*



**1969 TAPE RECORDER ANNUAL \$1.35**  
Over 130 pages covering every aspect of tape recording. Complete buyer's guide to the brands and models on the market. Expert tips on equipment—making better tapes—editing—copying—everything you want and need to know about tape recording.

**1969 \$1.35  
COMMUNICATIONS HANDBOOK**  
148 fact packed pages for the CB, SWL or HAM. Equipment buyer's guide—photos—tables—charts—getting a license—everything to make this the world's most complete guide to communications.

**1969 \$1.35  
ELECTRONICS INSTALLATION &  
SERVICING HANDBOOK**

Covers all 8 areas of consumer electronics servicing—all the tricks of the trade in one complete guide. The industry's "how-to" book for installing and servicing consumer electronics equipment.

**ZIFF-DAVIS SERVICE DIVISION • Dept. W**  
595 Broadway, New York, N.Y. 10012

Please send me the annuals I've checked below:

- 1969 Electronic Experimenter's Handbook - Winter
- 1969 Electronic Experimenter's Handbook - Spring
- 1969 Stereo/Hi-Fi Directory
- 1969 Tape Recorder Annual
- 1969 Communications Handbook
- 1969 Electronics Installation & Servicing Handbook

I am enclosing \$\_\_\_\_\_ My remittance includes an additional 25¢ per copy for shipping and handling (Outside U.S.A. all magazines are \$2.00 per copy, postpaid.)

PE-69

print name \_\_\_\_\_

address \_\_\_\_\_

city \_\_\_\_\_

state \_\_\_\_\_ zip \_\_\_\_\_

**PAYMENT MUST BE ENCLOSED WITH ORDER**

**POPULAR ELECTRONICS**

**JUNE 1969**

**ADVERTISERS INDEX**

**READER**

SERVICE NO.	ADVERTISER	PAGE NO.
1	Accurate Instrument Co. Inc. ....	23
2	AMECO, Division of Aerotron, Inc. ....	88
3	Argos Products Company ....	6
	Bell & Howell Schools ....	5
5	Burstein-Applebee Co. ....	91
	CREI, Home Study Division, McGraw-Hill Book Company ....	54, 55, 56, 57
6	Career Academy ....	10
7	Cleveland Institute of Electronics ....	6
8	Cleveland Institute of Electronics ...	72, 73, 74, 75
4	Cobra ....	10
9	Coyne Electronics Institute ....	93
10	Crystek ....	96
29	Drake Company, R.L. ....	92
11	Edmund Scientific Co. ....	89
18	Electro-Voice Inc. ....	FOURTH COVER
12	G C Electronic Co., Calectro Division ....	9
13	Heath Company ....	12, 13
14	Intratec ....	8
15	Jensen Manufacturing Division ....	93
22	Johnson Company, E.F. ....	THIRD COVER
16	Lafayette Radio ....	100
	Magitran Company ....	90
19	Mosley Electronics, Inc. ....	17
20	Multicore Sales Corp. ....	89
	National Radio Institute .	SECOND COVER, 1, 2, 3
	National Technical School ....	36, 37, 38, 39
21	Olson Electronics ....	91
30	Port Arthur College ....	92
23	RCA Electronic Components & Devices ....	7
	RCA Institutes, Inc. ....	18, 19, 20, 21
24	Schober Organ Corporation, The ....	90
25	Sonar Radio Corporation ....	97
26	Turner Company, Inc. ....	14
	Valparaiso Technical Institute ....	90
27	Winegard Company ....	96
28	Xcelite, Inc. ....	11

**CLASSIFIED ADVERTISING 101, 102, 103, 104, 105**

Printed in the U.S.A.

**NEW**

**...a 23 channel  
base station offering  
the best of Johnson's  
experience!**



**\$199<sup>50</sup>**    **\$214<sup>95</sup>**  
(without mike)    (with mike)

Brought to you by the same engineering team that designed the famous Messengers "I" and "Two", the Messenger 223 has the same rugged circuitry and even greater "Talk Power" capability. With at least 15 db more audio gain than the "I" and "Two", the "223" punches out a clear, penetrating signal. As with all Johnson radios, your signal will stand out compared to all others.

Ten tubes, eight diodes and six transistors form a rugged base station transceiver that can't be beat for reliable day-in, day-out performance. A built-in illuminated "S" meter/power meter measures input strength of RF signals and relative power output of the transmitter. Ready to go on all 23 channels, the Messenger 223 is FCC Type Accepted and DOT Approved.

See your Johnson dealer today for complete details!

**E. F. JOHNSON COMPANY**

2474 Tenth Ave. S.W., Waseca, Minnesota 56093

Providing nearly a half-century of communications leadership



# To join the fight against the status quo, dial this number. Free. (800) 243-0355

There are a few high fidelity dealers who take nothing for granted. They're born skeptics. Only products that meet their personal standards for quality and value find space on their shelves.

But these dealers aren't ruled by the past. They keep listening — keep looking for better sound. And when they find it, they honestly urge you to listen. Because they are devoted to giving you the very best sound you can afford.

The introduction of the new E-V FOUR•A is a case in point. These key dealers remained skeptical until they could hear the system. They compared it exhaustively against earlier "standards". They judged the E-V FOUR•A on the basis of their own ultimate criteria for good sound.

And the overwhelming majority were impressed. And enthusiastic.

These professionals cared little about the size or number of speakers in the E-V FOUR•A (one 12", one 6" and one 2½"). Nor were they particularly swayed by the news that this was the first system to be designed with the extensive aid of a computer.

What got to these seasoned experts was the sound, pure and simple.

Now they ask you to judge for yourself. And they put their listening room facilities at your disposal. Just dial the number above any time, day or night. No charge. (In Connecticut call 853-3600 collect.) Ask the young lady for your nearest E-V FOUR•A dealer. Then come in and listen at your leisure.

And if what you hear upsets your ideas of high fidelity — that's progress.

**ELECTRO-VOICE, INC.**, Dept. 694P  
630 Cecil Street, Buchanan, Michigan 49107



Model E-V FOUR•A, \$199.95

**Electro-Voice®**

A SUBSIDIARY OF GULTON INDUSTRIES, INC.